



State of Wisconsin • DEPARTMENT OF REVENUE

DIVISION OF STATE AND LOCAL FINANCE • BUREAU OF LOCAL GOVERNMENT SERVICES • 2135 RIMROCK RD MADISON, WI 53713

Mailing Address:
PO Box 8971 #6-97
Madison WI 53708-8971
Fax: (608) 264-6887
lgs@wisconsin.gov

September 13, 2024

MIRANDA CHRISTENSEN
TOWN OF ADAMS
PO BOX 801
FRIENDSHIP WI 53934

Notice of Shared Revenue – 2025 Original Estimate

Notice Information

The Wisconsin Department of Revenue (DOR) is providing the **estimated** shared revenue amounts your local government will receive in 2025 under current state law for county and municipal aid, supplemental county and municipal aid, utility aid and the expenditure restraint incentive program. This does not include adjustments, shown on the July and November payment notices.

District	TOWN OF ADAMS	County	ADAMS	Co-muni code	01-002
-----------------	---------------	---------------	-------	---------------------	--------

Estimate Information

For an explanation of each aid payment listed below, review the additional information in this notice.

2025 Original Estimate	
1. County and municipal aid	\$28,613.55
2. Utility aid	\$4,917.10
3. Supplemental county and municipal aid	\$54,525.28
4. Expenditure restraint incentive program	\$0.00
5. Total Estimated 2025 Payments (sum of Lines 1-4)	\$88,055.93

Payment Information

Your local government will receive two distributions in 2025 :

- July 28, 2025: 15% of Line 1, 2, and 3 and 100% of Line 4 (*shown above*)
- November 17, 2025: balance of your 2025 aid payments

County and Municipal Aid

Under state law, the county and municipal aid paid to each county and municipality must be equal to the amount determined in 2012 (sec. 79.036, Wis. Stats.) and adjusted for fallen protective services insurance reimbursement (sec. 79.036(4), Wis. Stats.).

County and Municipal Aid Calculation	
1. Prior year county and municipal aid	\$27,972.26
2. Increase due to sales tax revenue, including adjustments (<i>district changes</i>)	\$643.36
3. Fallen protective services insurance adjustment	-\$2.07
4. Fallen protective services insurance reimbursement (<i>reported to DOR</i>)	\$0.00
5. Total County and Municipal Aid (sum of Lines 1-4)	\$28,613.55

Utility Aid

- Under state law, utility aid is distributed to each county and municipality where tax-exempt utility property is located (sec. 79.04, Wis. Stats.)
- Utility companies report utility property information to DOR annually
- DOR uses the provided information to accurately calculate utility aid (*shown below*)

Utility Aid Calculation	
1. Net book value, as of December 31, 2024 (including expected additions/retirements)	\$1,639,034.00
2. Total net book value payment	\$4,917.10
3. Minimum payment	\$0.00
4. Megawatt capacity	0.0
5. Megawatt capacity payment	\$0.00
6. Closed/decommissioned production plant (phased down) payment	\$0.00
7. Subtotal (sum of Lines 2, 3, 5 and 6)	\$4,917.10
8. Population cap	\$590,325.00
9. Adjusted subtotal (lesser of Line 7 or Line 8)	\$4,917.10
10. Adjacent site incentive payment	\$0.00
11. Baseload incentive payment	\$0.00
12. Co-generation incentive payment	\$0.00
13. Alternative energy incentive payment	\$0.00
14. Total incentive payments (sum of Lines 10 through 13)	\$0.00
15. Spent nuclear fuel payment	\$0.00
16. Total Utility Aid – this is the utility aid payment listed on the front of the estimate (sum of Lines 9, 14 and 15)	\$4,917.10

Supplemental County and Municipal Aid

- Under state law, supplemental county and municipal aid paid to each county and municipality is determined by 2023 Wisconsin Act 12 (sec. 79.037, Wis. Stats.)
- For detailed information, review [county and municipal aid spreadsheet](#)

Supplemental County and Municipal Aid Calculation	
1. Prior year supplemental county and municipal aid	\$53,299.39
2. Increase due to sales tax revenue including adjustments (district changes)	\$1,225.89
3. Total Supplemental County and Municipal Aid (sum of Lines 1 and 2)	\$54,525.28

Expenditure Restraint Incentive Program

- Only municipalities are eligible to receive Expenditure Restraint Incentive Program (ERIP) payments
- Under state law, in 2025, each municipality will receive a payment that is equal to the amount of the payment received by the municipality in 2024 (sec. 79.05(4), Wis. Stats., from 2023 WI Act 12 – notwithstanding subs. (2) and (3))

Contact Information

If you have questions, contact us at lgs@wisconsin.gov, (608) 266-8618 or (608) 261-5167.



State of Wisconsin • DEPARTMENT OF REVENUE

DIVISION OF STATE AND LOCAL FINANCE • BUREAU OF LOCAL GOVERNMENT SERVICES • 2135 RIMROCK RD MADISON, WI 53713

Mailing Address:
PO Box 8971 #6-97
Madison WI 53708-8971
Fax: (608) 264-6887
lgs@wisconsin.gov

September 13, 2024

TERRI HORACEK
TOWN OF BIG FLATS
1104 COUNTY ROAD C
ARKDALE WI 54613-9728

Notice of Shared Revenue – 2025 Original Estimate

Notice Information

The Wisconsin Department of Revenue (DOR) is providing the **estimated** shared revenue amounts your local government will receive in 2025 under current state law for county and municipal aid, supplemental county and municipal aid, utility aid and the expenditure restraint incentive program. This does not include adjustments, shown on the July and November payment notices.

District	TOWN OF BIG FLATS	County	ADAMS	Co-muni code	01-004
-----------------	-------------------	---------------	-------	---------------------	--------

Estimate Information

For an explanation of each aid payment listed below, review the additional information in this notice.

2025 Original Estimate	
1. County and municipal aid	\$12,351.82
2. Utility aid	\$0.00
3. Supplemental county and municipal aid	\$47,037.18
4. Expenditure restraint incentive program	\$0.00
5. Total Estimated 2025 Payments (sum of Lines 1-4)	\$59,389.00

Payment Information

Your local government will receive two distributions in 2025 :

- July 28, 2025: 15% of Line 1, 2, and 3 and 100% of Line 4 (*shown above*)
- November 17, 2025: balance of your 2025 aid payments

County and Municipal Aid

Under state law, the county and municipal aid paid to each county and municipality must be equal to the amount determined in 2012 (sec. 79.036, Wis. Stats.) and adjusted for fallen protective services insurance reimbursement (sec. 79.036(4), Wis. Stats.).

County and Municipal Aid Calculation	
1. Prior year county and municipal aid	\$12,074.99
2. Increase due to sales tax revenue, including adjustments (<i>district changes</i>)	\$277.72
3. Fallen protective services insurance adjustment	-\$0.89
4. Fallen protective services insurance reimbursement (<i>reported to DOR</i>)	\$0.00
5. Total County and Municipal Aid (sum of Lines 1-4)	\$12,351.82

Utility Aid

- Under state law, utility aid is distributed to each county and municipality where tax-exempt utility property is located (sec. 79.04, Wis. Stats.)
- Utility companies report utility property information to DOR annually
- DOR uses the provided information to accurately calculate utility aid (*shown below*)

Utility Aid Calculation	
1. Net book value, <i>as of December 31, 2024 (including expected additions/retirements)</i>	\$0.00
2. Total net book value payment	\$0.00
3. Minimum payment	\$0.00
4. Megawatt capacity	0.0
5. Megawatt capacity payment	\$0.00
6. Closed/decommissioned production plant (phased down) payment	\$0.00
7. Subtotal (<i>sum of Lines 2, 3, 5 and 6</i>)	\$0.00
8. Population cap	\$405,450.00
9. Adjusted subtotal (<i>lesser of Line 7 or Line 8</i>)	\$0.00
10. Adjacent site incentive payment	\$0.00
11. Baseload incentive payment	\$0.00
12. Co-generation incentive payment	\$0.00
13. Alternative energy incentive payment	\$0.00
14. Total incentive payments (<i>sum of Lines 10 through 13</i>)	\$0.00
15. Spent nuclear fuel payment	\$0.00
16. Total Utility Aid – this is the utility aid payment listed on the front of the estimate (<i>sum of Lines 9, 14 and 15</i>)	\$0.00

Supplemental County and Municipal Aid

- Under state law, supplemental county and municipal aid paid to each county and municipality is determined by 2023 Wisconsin Act 12 (sec. 79.037, Wis. Stats.)
- For detailed information, review [county and municipal aid spreadsheet](#)

Supplemental County and Municipal Aid Calculation	
1. Prior year supplemental county and municipal aid	\$45,979.65
2. Increase due to sales tax revenue including adjustments (<i>district changes</i>)	\$1,057.53
3. Total Supplemental County and Municipal Aid (<i>sum of Lines 1 and 2</i>)	\$47,037.18

Expenditure Restraint Incentive Program

- Only municipalities are eligible to receive Expenditure Restraint Incentive Program (ERIP) payments
- Under state law, in 2025, each municipality will receive a payment that is equal to the amount of the payment received by the municipality in 2024 (sec. 79.05(4), Wis. Stats., from 2023 WI Act 12 – notwithstanding subs. (2) and (3))

Contact Information

If you have questions, contact us at lgs@wisconsin.gov, (608) 266-8618 or (608) 261-5167.



State of Wisconsin • DEPARTMENT OF REVENUE

DIVISION OF STATE AND LOCAL FINANCE • BUREAU OF LOCAL GOVERNMENT SERVICES • 2135 RIMROCK RD MADISON, WI 53713

Mailing Address:
PO Box 8971 #6-97
Madison WI 53708-8971
Fax: (608) 264-6887
lgs@wisconsin.gov

September 13, 2024

TERRI HORACEK
TOWN OF COLBURN
592 BIGHORN AVE
HANCOCK WI 54943

Notice of Shared Revenue – 2025 Original Estimate

Notice Information

The Wisconsin Department of Revenue (DOR) is providing the **estimated** shared revenue amounts your local government will receive in 2025 under current state law for county and municipal aid, supplemental county and municipal aid, utility aid and the expenditure restraint incentive program. This does not include adjustments, shown on the July and November payment notices.

District	TOWN OF COLBURN	County	ADAMS	Co-muni code	01-006
-----------------	-----------------	---------------	-------	---------------------	--------

Estimate Information

For an explanation of each aid payment listed below, review the additional information in this notice.

2025 Original Estimate	
1. County and municipal aid	\$6,039.72
2. Utility aid	\$0.00
3. Supplemental county and municipal aid	\$34,370.24
4. Expenditure restraint incentive program	\$0.00
5. Total Estimated 2025 Payments (sum of Lines 1-4)	\$40,409.96

Payment Information

Your local government will receive two distributions in 2025 :

- July 28, 2025: 15% of Line 1, 2, and 3 and 100% of Line 4 (*shown above*)
- November 17, 2025: balance of your 2025 aid payments

County and Municipal Aid

Under state law, the county and municipal aid paid to each county and municipality must be equal to the amount determined in 2012 (sec. 79.036, Wis. Stats.) and adjusted for fallen protective services insurance reimbursement (sec. 79.036(4), Wis. Stats.).

County and Municipal Aid Calculation	
1. Prior year county and municipal aid	\$5,904.36
2. Increase due to sales tax revenue, including adjustments (<i>district changes</i>)	\$135.80
3. Fallen protective services insurance adjustment	-\$0.44
4. Fallen protective services insurance reimbursement (<i>reported to DOR</i>)	\$0.00
5. Total County and Municipal Aid (sum of Lines 1-4)	\$6,039.72

Utility Aid

- Under state law, utility aid is distributed to each county and municipality where tax-exempt utility property is located (sec. 79.04, Wis. Stats.)
- Utility companies report utility property information to DOR annually
- DOR uses the provided information to accurately calculate utility aid (*shown below*)

Utility Aid Calculation	
1. Net book value, <i>as of December 31, 2024 (including expected additions/retirements)</i>	\$0.00
2. Total net book value payment	\$0.00
3. Minimum payment	\$0.00
4. Megawatt capacity	0.0
5. Megawatt capacity payment	\$0.00
6. Closed/decommissioned production plant (phased down) payment	\$0.00
7. Subtotal (<i>sum of Lines 2, 3, 5 and 6</i>)	\$0.00
8. Population cap	\$92,650.00
9. Adjusted subtotal (<i>lesser of Line 7 or Line 8</i>)	\$0.00
10. Adjacent site incentive payment	\$0.00
11. Baseload incentive payment	\$0.00
12. Co-generation incentive payment	\$0.00
13. Alternative energy incentive payment	\$0.00
14. Total incentive payments (<i>sum of Lines 10 through 13</i>)	\$0.00
15. Spent nuclear fuel payment	\$0.00
16. Total Utility Aid – this is the utility aid payment listed on the front of the estimate (<i>sum of Lines 9, 14 and 15</i>)	\$0.00

Supplemental County and Municipal Aid

- Under state law, supplemental county and municipal aid paid to each county and municipality is determined by 2023 Wisconsin Act 12 (sec. 79.037, Wis. Stats.)
- For detailed information, review [county and municipal aid spreadsheet](#)

Supplemental County and Municipal Aid Calculation	
1. Prior year supplemental county and municipal aid	\$33,597.50
2. Increase due to sales tax revenue including adjustments (<i>district changes</i>)	\$772.74
3. Total Supplemental County and Municipal Aid (<i>sum of Lines 1 and 2</i>)	\$34,370.24

Expenditure Restraint Incentive Program

- Only municipalities are eligible to receive Expenditure Restraint Incentive Program (ERIP) payments
- Under state law, in 2025, each municipality will receive a payment that is equal to the amount of the payment received by the municipality in 2024 (sec. 79.05(4), Wis. Stats., from 2023 WI Act 12 – notwithstanding subs. (2) and (3))

Contact Information

If you have questions, contact us at lgs@wisconsin.gov, (608) 266-8618 or (608) 261-5167.



State of Wisconsin • DEPARTMENT OF REVENUE

DIVISION OF STATE AND LOCAL FINANCE • BUREAU OF LOCAL GOVERNMENT SERVICES • 2135 RIMROCK RD MADISON, WI 53713

Mailing Address:
PO Box 8971 #6-97
Madison WI 53708-8971
Fax: (608) 264-6887
lgs@wisconsin.gov

September 13, 2024

JONI GEHRKE
TOWN OF DELL PRAIRIE
878 COUNTY ROAD K
WISCONSIN DELLS WI 53965

Notice of Shared Revenue – 2025 Original Estimate

Notice Information

The Wisconsin Department of Revenue (DOR) is providing the **estimated** shared revenue amounts your local government will receive in 2025 under current state law for county and municipal aid, supplemental county and municipal aid, utility aid and the expenditure restraint incentive program. This does not include adjustments, shown on the July and November payment notices.

District	TOWN OF DELL PRAIRIE	County	ADAMS	Co-muni code	01-008
-----------------	----------------------	---------------	-------	---------------------	--------

Estimate Information

For an explanation of each aid payment listed below, review the additional information in this notice.

2025 Original Estimate	
1. County and municipal aid	\$16,462.26
2. Utility aid	\$0.00
3. Supplemental county and municipal aid	\$58,748.41
4. Expenditure restraint incentive program	\$0.00
5. Total Estimated 2025 Payments (sum of Lines 1-4)	\$75,210.67

Payment Information

Your local government will receive two distributions in 2025 :

- July 28, 2025: 15% of Line 1, 2, and 3 and 100% of Line 4 (*shown above*)
- November 17, 2025: balance of your 2025 aid payments

County and Municipal Aid

Under state law, the county and municipal aid paid to each county and municipality must be equal to the amount determined in 2012 (sec. 79.036, Wis. Stats.) and adjusted for fallen protective services insurance reimbursement (sec. 79.036(4), Wis. Stats.).

County and Municipal Aid Calculation	
1. Prior year county and municipal aid	\$16,093.30
2. Increase due to sales tax revenue, including adjustments (<i>district changes</i>)	\$370.15
3. Fallen protective services insurance adjustment	-\$1.19
4. Fallen protective services insurance reimbursement (<i>reported to DOR</i>)	\$0.00
5. Total County and Municipal Aid (sum of Lines 1-4)	\$16,462.26

Utility Aid

- Under state law, utility aid is distributed to each county and municipality where tax-exempt utility property is located (sec. 79.04, Wis. Stats.)
- Utility companies report utility property information to DOR annually
- DOR uses the provided information to accurately calculate utility aid (*shown below*)

Utility Aid Calculation	
1. Net book value, <i>as of December 31, 2024 (including expected additions/retirements)</i>	\$0.00
2. Total net book value payment	\$0.00
3. Minimum payment	\$0.00
4. Megawatt capacity	0.0
5. Megawatt capacity payment	\$0.00
6. Closed/decommissioned production plant (phased down) payment	\$0.00
7. Subtotal (<i>sum of Lines 2, 3, 5 and 6</i>)	\$0.00
8. Population cap	\$687,650.00
9. Adjusted subtotal (<i>lesser of Line 7 or Line 8</i>)	\$0.00
10. Adjacent site incentive payment	\$0.00
11. Baseload incentive payment	\$0.00
12. Co-generation incentive payment	\$0.00
13. Alternative energy incentive payment	\$0.00
14. Total incentive payments (<i>sum of Lines 10 through 13</i>)	\$0.00
15. Spent nuclear fuel payment	\$0.00
16. Total Utility Aid – this is the utility aid payment listed on the front of the estimate (<i>sum of Lines 9, 14 and 15</i>)	\$0.00

Supplemental County and Municipal Aid

- Under state law, supplemental county and municipal aid paid to each county and municipality is determined by 2023 Wisconsin Act 12 (sec. 79.037, Wis. Stats.)
- For detailed information, review [county and municipal aid spreadsheet](#)

Supplemental County and Municipal Aid Calculation	
1. Prior year supplemental county and municipal aid	\$57,427.58
2. Increase due to sales tax revenue including adjustments (<i>district changes</i>)	\$1,320.83
3. Total Supplemental County and Municipal Aid (<i>sum of Lines 1 and 2</i>)	\$58,748.41

Expenditure Restraint Incentive Program

- Only municipalities are eligible to receive Expenditure Restraint Incentive Program (ERIP) payments
- Under state law, in 2025, each municipality will receive a payment that is equal to the amount of the payment received by the municipality in 2024 (sec. 79.05(4), Wis. Stats., from 2023 WI Act 12 – notwithstanding subs. (2) and (3))

Contact Information

If you have questions, contact us at lgs@wisconsin.gov, (608) 266-8618 or (608) 261-5167.



State of Wisconsin • DEPARTMENT OF REVENUE

DIVISION OF STATE AND LOCAL FINANCE • BUREAU OF LOCAL GOVERNMENT SERVICES • 2135 RIMROCK RD MADISON, WI 53713

Mailing Address:
PO Box 8971 #6-97
Madison WI 53708-8971
Fax: (608) 264-6887
lgs@wisconsin.gov

September 13, 2024

CHERIE BARNIER
TOWN OF EASTON
PO BOX 342
ADAMS WI 53910

Notice of Shared Revenue – 2025 Original Estimate

Notice Information

The Wisconsin Department of Revenue (DOR) is providing the **estimated** shared revenue amounts your local government will receive in 2025 under current state law for county and municipal aid, supplemental county and municipal aid, utility aid and the expenditure restraint incentive program. This does not include adjustments, shown on the July and November payment notices.

District	TOWN OF EASTON	County	ADAMS	Co-muni code	01-010
-----------------	----------------	---------------	-------	---------------------	--------

Estimate Information

For an explanation of each aid payment listed below, review the additional information in this notice.

2025 Original Estimate	
1. County and municipal aid	\$15,990.67
2. Utility aid	\$0.00
3. Supplemental county and municipal aid	\$48,961.12
4. Expenditure restraint incentive program	\$0.00
5. Total Estimated 2025 Payments (sum of Lines 1-4)	\$64,951.79

Payment Information

Your local government will receive two distributions in 2025 :

- July 28, 2025: 15% of Line 1, 2, and 3 and 100% of Line 4 (*shown above*)
- November 17, 2025: balance of your 2025 aid payments

County and Municipal Aid

Under state law, the county and municipal aid paid to each county and municipality must be equal to the amount determined in 2012 (sec. 79.036, Wis. Stats.) and adjusted for fallen protective services insurance reimbursement (sec. 79.036(4), Wis. Stats.).

County and Municipal Aid Calculation	
1. Prior year county and municipal aid	\$15,632.29
2. Increase due to sales tax revenue, including adjustments (<i>district changes</i>)	\$359.54
3. Fallen protective services insurance adjustment	-\$1.16
4. Fallen protective services insurance reimbursement (<i>reported to DOR</i>)	\$0.00
5. Total County and Municipal Aid (sum of Lines 1-4)	\$15,990.67

Utility Aid

- Under state law, utility aid is distributed to each county and municipality where tax-exempt utility property is located (sec. 79.04, Wis. Stats.)
- Utility companies report utility property information to DOR annually
- DOR uses the provided information to accurately calculate utility aid (*shown below*)

Utility Aid Calculation	
1. Net book value, <i>as of December 31, 2024 (including expected additions/retirements)</i>	\$0.00
2. Total net book value payment	\$0.00
3. Minimum payment	\$0.00
4. Megawatt capacity	0.0
5. Megawatt capacity payment	\$0.00
6. Closed/decommissioned production plant (phased down) payment	\$0.00
7. Subtotal (<i>sum of Lines 2, 3, 5 and 6</i>)	\$0.00
8. Population cap	\$442,000.00
9. Adjusted subtotal (<i>lesser of Line 7 or Line 8</i>)	\$0.00
10. Adjacent site incentive payment	\$0.00
11. Baseload incentive payment	\$0.00
12. Co-generation incentive payment	\$0.00
13. Alternative energy incentive payment	\$0.00
14. Total incentive payments (<i>sum of Lines 10 through 13</i>)	\$0.00
15. Spent nuclear fuel payment	\$0.00
16. Total Utility Aid – this is the utility aid payment listed on the front of the estimate (<i>sum of Lines 9, 14 and 15</i>)	\$0.00

Supplemental County and Municipal Aid

- Under state law, supplemental county and municipal aid paid to each county and municipality is determined by 2023 Wisconsin Act 12 (sec. 79.037, Wis. Stats.)
- For detailed information, review [county and municipal aid spreadsheet](#)

Supplemental County and Municipal Aid Calculation	
1. Prior year supplemental county and municipal aid	\$47,860.33
2. Increase due to sales tax revenue including adjustments (<i>district changes</i>)	\$1,100.79
3. Total Supplemental County and Municipal Aid (<i>sum of Lines 1 and 2</i>)	\$48,961.12

Expenditure Restraint Incentive Program

- Only municipalities are eligible to receive Expenditure Restraint Incentive Program (ERIP) payments
- Under state law, in 2025, each municipality will receive a payment that is equal to the amount of the payment received by the municipality in 2024 (sec. 79.05(4), Wis. Stats., from 2023 WI Act 12 – notwithstanding subs. (2) and (3))

Contact Information

If you have questions, contact us at lgs@wisconsin.gov, (608) 266-8618 or (608) 261-5167.



State of Wisconsin • DEPARTMENT OF REVENUE

DIVISION OF STATE AND LOCAL FINANCE • BUREAU OF LOCAL GOVERNMENT SERVICES • 2135 RIMROCK RD MADISON, WI 53713

Mailing Address:
PO Box 8971 #6-97
Madison WI 53708-8971
Fax: (608) 264-6887
lgs@wisconsin.gov

September 13, 2024

MOLLY BUCHHOLZ
TOWN OF JACKSON
3278 W 5TH COURT
OXFORD WI 53952

Notice of Shared Revenue – 2025 Original Estimate

Notice Information

The Wisconsin Department of Revenue (DOR) is providing the **estimated** shared revenue amounts your local government will receive in 2025 under current state law for county and municipal aid, supplemental county and municipal aid, utility aid and the expenditure restraint incentive program. This does not include adjustments, shown on the July and November payment notices.

District	TOWN OF JACKSON	County	ADAMS	Co-muni code	01-012
-----------------	-----------------	---------------	-------	---------------------	--------

Estimate Information

For an explanation of each aid payment listed below, review the additional information in this notice.

2025 Original Estimate	
1. County and municipal aid	\$9,813.19
2. Utility aid	\$947.75
3. Supplemental county and municipal aid	\$50,352.37
4. Expenditure restraint incentive program	\$0.00
5. Total Estimated 2025 Payments (sum of Lines 1-4)	\$61,113.31

Payment Information

Your local government will receive two distributions in 2025 :

- July 28, 2025: 15% of Line 1, 2, and 3 and 100% of Line 4 (*shown above*)
- November 17, 2025: balance of your 2025 aid payments

County and Municipal Aid

Under state law, the county and municipal aid paid to each county and municipality must be equal to the amount determined in 2012 (sec. 79.036, Wis. Stats.) and adjusted for fallen protective services insurance reimbursement (sec. 79.036(4), Wis. Stats.).

County and Municipal Aid Calculation	
1. Prior year county and municipal aid	\$9,593.26
2. Increase due to sales tax revenue, including adjustments (<i>district changes</i>)	\$220.64
3. Fallen protective services insurance adjustment	-\$0.71
4. Fallen protective services insurance reimbursement (<i>reported to DOR</i>)	\$0.00
5. Total County and Municipal Aid (sum of Lines 1-4)	\$9,813.19

Utility Aid

- Under state law, utility aid is distributed to each county and municipality where tax-exempt utility property is located (sec. 79.04, Wis. Stats.)
- Utility companies report utility property information to DOR annually
- DOR uses the provided information to accurately calculate utility aid (*shown below*)

Utility Aid Calculation	
1. Net book value, as of December 31, 2024 (including expected additions/retirements)	\$315,917.00
2. Total net book value payment	\$947.75
3. Minimum payment	\$0.00
4. Megawatt capacity	0.0
5. Megawatt capacity payment	\$0.00
6. Closed/decommissioned production plant (phased down) payment	\$0.00
7. Subtotal (sum of Lines 2, 3, 5 and 6)	\$947.75
8. Population cap	\$487,900.00
9. Adjusted subtotal (lesser of Line 7 or Line 8)	\$947.75
10. Adjacent site incentive payment	\$0.00
11. Baseload incentive payment	\$0.00
12. Co-generation incentive payment	\$0.00
13. Alternative energy incentive payment	\$0.00
14. Total incentive payments (sum of Lines 10 through 13)	\$0.00
15. Spent nuclear fuel payment	\$0.00
16. Total Utility Aid – this is the utility aid payment listed on the front of the estimate (sum of Lines 9, 14 and 15)	\$947.75

Supplemental County and Municipal Aid

- Under state law, supplemental county and municipal aid paid to each county and municipality is determined by 2023 Wisconsin Act 12 (sec. 79.037, Wis. Stats.)
- For detailed information, review [county and municipal aid spreadsheet](#)

Supplemental County and Municipal Aid Calculation	
1. Prior year supplemental county and municipal aid	\$49,220.30
2. Increase due to sales tax revenue including adjustments (<i>district changes</i>)	\$1,132.07
3. Total Supplemental County and Municipal Aid (sum of Lines 1 and 2)	\$50,352.37

Expenditure Restraint Incentive Program

- Only municipalities are eligible to receive Expenditure Restraint Incentive Program (ERIP) payments
- Under state law, in 2025, each municipality will receive a payment that is equal to the amount of the payment received by the municipality in 2024 (sec. 79.05(4), Wis. Stats., from 2023 WI Act 12 – notwithstanding subs. (2) and (3))

Contact Information

If you have questions, contact us at lgs@wisconsin.gov, (608) 266-8618 or (608) 261-5167.



State of Wisconsin • DEPARTMENT OF REVENUE

DIVISION OF STATE AND LOCAL FINANCE • BUREAU OF LOCAL GOVERNMENT SERVICES • 2135 RIMROCK RD MADISON, WI 53713

Mailing Address:
PO Box 8971 #6-97
Madison WI 53708-8971
Fax: (608) 264-6887
lgs@wisconsin.gov

September 13, 2024

SKEETER FAHSER
TOWN OF LEOLA
170 APACHE LANE
PLAINFIELD WI 54966

Notice of Shared Revenue – 2025 Original Estimate

Notice Information

The Wisconsin Department of Revenue (DOR) is providing the **estimated** shared revenue amounts your local government will receive in 2025 under current state law for county and municipal aid, supplemental county and municipal aid, utility aid and the expenditure restraint incentive program. This does not include adjustments, shown on the July and November payment notices.

District	TOWN OF LEOLA	County	ADAMS	Co-muni code	01-014
-----------------	---------------	---------------	-------	---------------------	--------

Estimate Information

For an explanation of each aid payment listed below, review the additional information in this notice.

2025 Original Estimate	
1. County and municipal aid	\$9,092.53
2. Utility aid	\$0.00
3. Supplemental county and municipal aid	\$35,642.62
4. Expenditure restraint incentive program	\$0.00
5. Total Estimated 2025 Payments (sum of Lines 1-4)	\$44,735.15

Payment Information

Your local government will receive two distributions in 2025 :

- July 28, 2025: 15% of Line 1, 2, and 3 and 100% of Line 4 (*shown above*)
- November 17, 2025: balance of your 2025 aid payments

County and Municipal Aid

Under state law, the county and municipal aid paid to each county and municipality must be equal to the amount determined in 2012 (sec. 79.036, Wis. Stats.) and adjusted for fallen protective services insurance reimbursement (sec. 79.036(4), Wis. Stats.).

County and Municipal Aid Calculation	
1. Prior year county and municipal aid	\$8,888.75
2. Increase due to sales tax revenue, including adjustments (<i>district changes</i>)	\$204.44
3. Fallen protective services insurance adjustment	-\$0.66
4. Fallen protective services insurance reimbursement (<i>reported to DOR</i>)	\$0.00
5. Total County and Municipal Aid (sum of Lines 1-4)	\$9,092.53

Utility Aid

- Under state law, utility aid is distributed to each county and municipality where tax-exempt utility property is located (sec. 79.04, Wis. Stats.)
- Utility companies report utility property information to DOR annually
- DOR uses the provided information to accurately calculate utility aid (*shown below*)

Utility Aid Calculation	
1. Net book value, <i>as of December 31, 2024 (including expected additions/retirements)</i>	\$0.00
2. Total net book value payment	\$0.00
3. Minimum payment	\$0.00
4. Megawatt capacity	0.0
5. Megawatt capacity payment	\$0.00
6. Closed/decommissioned production plant (phased down) payment	\$0.00
7. Subtotal (<i>sum of Lines 2, 3, 5 and 6</i>)	\$0.00
8. Population cap	\$123,675.00
9. Adjusted subtotal (<i>lesser of Line 7 or Line 8</i>)	\$0.00
10. Adjacent site incentive payment	\$0.00
11. Baseload incentive payment	\$0.00
12. Co-generation incentive payment	\$0.00
13. Alternative energy incentive payment	\$0.00
14. Total incentive payments (<i>sum of Lines 10 through 13</i>)	\$0.00
15. Spent nuclear fuel payment	\$0.00
16. Total Utility Aid – this is the utility aid payment listed on the front of the estimate (<i>sum of Lines 9, 14 and 15</i>)	\$0.00

Supplemental County and Municipal Aid

- Under state law, supplemental county and municipal aid paid to each county and municipality is determined by 2023 Wisconsin Act 12 (sec. 79.037, Wis. Stats.)
- For detailed information, review [county and municipal aid spreadsheet](#)

Supplemental County and Municipal Aid Calculation	
1. Prior year supplemental county and municipal aid	\$34,841.27
2. Increase due to sales tax revenue including adjustments (<i>district changes</i>)	\$801.35
3. Total Supplemental County and Municipal Aid (<i>sum of Lines 1 and 2</i>)	\$35,642.62

Expenditure Restraint Incentive Program

- Only municipalities are eligible to receive Expenditure Restraint Incentive Program (ERIP) payments
- Under state law, in 2025, each municipality will receive a payment that is equal to the amount of the payment received by the municipality in 2024 (sec. 79.05(4), Wis. Stats., from 2023 WI Act 12 – notwithstanding subs. (2) and (3))

Contact Information

If you have questions, contact us at lgs@wisconsin.gov, (608) 266-8618 or (608) 261-5167.



State of Wisconsin • DEPARTMENT OF REVENUE

DIVISION OF STATE AND LOCAL FINANCE • BUREAU OF LOCAL GOVERNMENT SERVICES • 2135 RIMROCK RD MADISON, WI 53713

Mailing Address:
PO Box 8971 #6-97
Madison WI 53708-8971
Fax: (608) 264-6887
lgs@wisconsin.gov

September 13, 2024

PATTI NELSON
TOWN OF LINCOLN
2205 4TH DR
WESTFIELD WI 53964-9226

Notice of Shared Revenue – 2025 Original Estimate

Notice Information

The Wisconsin Department of Revenue (DOR) is providing the **estimated** shared revenue amounts your local government will receive in 2025 under current state law for county and municipal aid, supplemental county and municipal aid, utility aid and the expenditure restraint incentive program. This does not include adjustments, shown on the July and November payment notices.

District	TOWN OF LINCOLN	County	ADAMS	Co-muni code	01-016
-----------------	-----------------	---------------	-------	---------------------	--------

Estimate Information

For an explanation of each aid payment listed below, review the additional information in this notice.

2025 Original Estimate	
1. County and municipal aid	\$11,284.16
2. Utility aid	\$2,124.35
3. Supplemental county and municipal aid	\$36,244.38
4. Expenditure restraint incentive program	\$0.00
5. Total Estimated 2025 Payments (sum of Lines 1-4)	\$49,652.89

Payment Information

Your local government will receive two distributions in 2025 :

- July 28, 2025: 15% of Line 1, 2, and 3 and 100% of Line 4 (*shown above*)
- November 17, 2025: balance of your 2025 aid payments

County and Municipal Aid

Under state law, the county and municipal aid paid to each county and municipality must be equal to the amount determined in 2012 (sec. 79.036, Wis. Stats.) and adjusted for fallen protective services insurance reimbursement (sec. 79.036(4), Wis. Stats.).

County and Municipal Aid Calculation	
1. Prior year county and municipal aid	\$11,031.26
2. Increase due to sales tax revenue, including adjustments (<i>district changes</i>)	\$253.72
3. Fallen protective services insurance adjustment	-\$0.82
4. Fallen protective services insurance reimbursement (<i>reported to DOR</i>)	\$0.00
5. Total County and Municipal Aid (sum of Lines 1-4)	\$11,284.16

Utility Aid

- Under state law, utility aid is distributed to each county and municipality where tax-exempt utility property is located (sec. 79.04, Wis. Stats.)
- Utility companies report utility property information to DOR annually
- DOR uses the provided information to accurately calculate utility aid (*shown below*)

Utility Aid Calculation	
1. Net book value, <i>as of December 31, 2024 (including expected additions/retirements)</i>	\$708,117.00
2. Total net book value payment	\$2,124.35
3. Minimum payment	\$0.00
4. Megawatt capacity	0.0
5. Megawatt capacity payment	\$0.00
6. Closed/decommissioned production plant (phased down) payment	\$0.00
7. Subtotal (<i>sum of Lines 2, 3, 5 and 6</i>)	\$2,124.35
8. Population cap	\$137,275.00
9. Adjusted subtotal (<i>lesser of Line 7 or Line 8</i>)	\$2,124.35
10. Adjacent site incentive payment	\$0.00
11. Baseload incentive payment	\$0.00
12. Co-generation incentive payment	\$0.00
13. Alternative energy incentive payment	\$0.00
14. Total incentive payments (<i>sum of Lines 10 through 13</i>)	\$0.00
15. Spent nuclear fuel payment	\$0.00
16. Total Utility Aid – this is the utility aid payment listed on the front of the estimate (<i>sum of Lines 9, 14 and 15</i>)	\$2,124.35

Supplemental County and Municipal Aid

- Under state law, supplemental county and municipal aid paid to each county and municipality is determined by 2023 Wisconsin Act 12 (sec. 79.037, Wis. Stats.)
- For detailed information, review [county and municipal aid spreadsheet](#)

Supplemental County and Municipal Aid Calculation	
1. Prior year supplemental county and municipal aid	\$35,429.50
2. Increase due to sales tax revenue including adjustments (<i>district changes</i>)	\$814.88
3. Total Supplemental County and Municipal Aid (<i>sum of Lines 1 and 2</i>)	\$36,244.38

Expenditure Restraint Incentive Program

- Only municipalities are eligible to receive Expenditure Restraint Incentive Program (ERIP) payments
- Under state law, in 2025, each municipality will receive a payment that is equal to the amount of the payment received by the municipality in 2024 (sec. 79.05(4), Wis. Stats., from 2023 WI Act 12 – notwithstanding subs. (2) and (3))

Contact Information

If you have questions, contact us at lgs@wisconsin.gov, (608) 266-8618 or (608) 261-5167.



State of Wisconsin • DEPARTMENT OF REVENUE

DIVISION OF STATE AND LOCAL FINANCE • BUREAU OF LOCAL GOVERNMENT SERVICES • 2135 RIMROCK RD MADISON, WI 53713

Mailing Address:
PO Box 8971 #6-97
Madison WI 53708-8971
Fax: (608) 264-6887
lgs@wisconsin.gov

September 13, 2024

DARLENE FERGUSON
TOWN OF MONROE
1100 17TH DRIVE
ARKDALE WI 54613-7701

Notice of Shared Revenue – 2025 Original Estimate

Notice Information

The Wisconsin Department of Revenue (DOR) is providing the **estimated** shared revenue amounts your local government will receive in 2025 under current state law for county and municipal aid, supplemental county and municipal aid, utility aid and the expenditure restraint incentive program. This does not include adjustments, shown on the July and November payment notices.

District	TOWN OF MONROE	County	ADAMS	Co-muni code	01-018
-----------------	----------------	---------------	-------	---------------------	--------

Estimate Information

For an explanation of each aid payment listed below, review the additional information in this notice.

2025 Original Estimate	
1. County and municipal aid	\$5,104.39
2. Utility aid	\$2,328.71
3. Supplemental county and municipal aid	\$37,482.20
4. Expenditure restraint incentive program	\$0.00
5. Total Estimated 2025 Payments (sum of Lines 1-4)	\$44,915.30

Payment Information

Your local government will receive two distributions in 2025 :

- July 28, 2025: 15% of Line 1, 2, and 3 and 100% of Line 4 (*shown above*)
- November 17, 2025: balance of your 2025 aid payments

County and Municipal Aid

Under state law, the county and municipal aid paid to each county and municipality must be equal to the amount determined in 2012 (sec. 79.036, Wis. Stats.) and adjusted for fallen protective services insurance reimbursement (sec. 79.036(4), Wis. Stats.).

County and Municipal Aid Calculation	
1. Prior year county and municipal aid	\$4,989.99
2. Increase due to sales tax revenue, including adjustments (<i>district changes</i>)	\$114.77
3. Fallen protective services insurance adjustment	-\$0.37
4. Fallen protective services insurance reimbursement (<i>reported to DOR</i>)	\$0.00
5. Total County and Municipal Aid (sum of Lines 1-4)	\$5,104.39

Utility Aid

- Under state law, utility aid is distributed to each county and municipality where tax-exempt utility property is located (sec. 79.04, Wis. Stats.)
- Utility companies report utility property information to DOR annually
- DOR uses the provided information to accurately calculate utility aid (*shown below*)

Utility Aid Calculation	
1. Net book value, as of December 31, 2024 (including expected additions/retirements)	\$776,237.00
2. Total net book value payment	\$2,328.71
3. Minimum payment	\$0.00
4. Megawatt capacity	0.0
5. Megawatt capacity payment	\$0.00
6. Closed/decommissioned production plant (phased down) payment	\$0.00
7. Subtotal (sum of Lines 2, 3, 5 and 6)	\$2,328.71
8. Population cap	\$170,850.00
9. Adjusted subtotal (lesser of Line 7 or Line 8)	\$2,328.71
10. Adjacent site incentive payment	\$0.00
11. Baseload incentive payment	\$0.00
12. Co-generation incentive payment	\$0.00
13. Alternative energy incentive payment	\$0.00
14. Total incentive payments (sum of Lines 10 through 13)	\$0.00
15. Spent nuclear fuel payment	\$0.00
16. Total Utility Aid – this is the utility aid payment listed on the front of the estimate (sum of Lines 9, 14 and 15)	\$2,328.71

Supplemental County and Municipal Aid

- Under state law, supplemental county and municipal aid paid to each county and municipality is determined by 2023 Wisconsin Act 12 (sec. 79.037, Wis. Stats.)
- For detailed information, review [county and municipal aid spreadsheet](#)

Supplemental County and Municipal Aid Calculation	
1. Prior year supplemental county and municipal aid	\$36,639.49
2. Increase due to sales tax revenue including adjustments (<i>district changes</i>)	\$842.71
3. Total Supplemental County and Municipal Aid (sum of Lines 1 and 2)	\$37,482.20

Expenditure Restraint Incentive Program

- Only municipalities are eligible to receive Expenditure Restraint Incentive Program (ERIP) payments
- Under state law, in 2025, each municipality will receive a payment that is equal to the amount of the payment received by the municipality in 2024 (sec. 79.05(4), Wis. Stats., from 2023 WI Act 12 – notwithstanding subs. (2) and (3))

Contact Information

If you have questions, contact us at lgs@wisconsin.gov, (608) 266-8618 or (608) 261-5167.



State of Wisconsin • DEPARTMENT OF REVENUE

DIVISION OF STATE AND LOCAL FINANCE • BUREAU OF LOCAL GOVERNMENT SERVICES • 2135 RIMROCK RD MADISON, WI 53713

Mailing Address:
PO Box 8971 #6-97
Madison WI 53708-8971
Fax: (608) 264-6887
lgs@wisconsin.gov

September 13, 2024

STEPHANIE BREHM
TOWN OF NEW CHESTER
629 MASON ST
GRAND MARSH WI 53936-9576

Notice of Shared Revenue – 2025 Original Estimate

Notice Information

The Wisconsin Department of Revenue (DOR) is providing the **estimated** shared revenue amounts your local government will receive in 2025 under current state law for county and municipal aid, supplemental county and municipal aid, utility aid and the expenditure restraint incentive program. This does not include adjustments, shown on the July and November payment notices.

District	TOWN OF NEW CHESTER	County	ADAMS	Co-muni code	01-020
-----------------	---------------------	---------------	-------	---------------------	--------

Estimate Information

For an explanation of each aid payment listed below, review the additional information in this notice.

2025 Original Estimate	
1. County and municipal aid	\$84,123.97
2. Utility aid	\$2,152.48
3. Supplemental county and municipal aid	\$66,264.42
4. Expenditure restraint incentive program	\$0.00
5. Total Estimated 2025 Payments (sum of Lines 1-4)	\$152,540.87

Payment Information

Your local government will receive two distributions in 2025 :

- July 28, 2025: 15% of Line 1, 2, and 3 and 100% of Line 4 (*shown above*)
- November 17, 2025: balance of your 2025 aid payments

County and Municipal Aid

Under state law, the county and municipal aid paid to each county and municipality must be equal to the amount determined in 2012 (sec. 79.036, Wis. Stats.) and adjusted for fallen protective services insurance reimbursement (sec. 79.036(4), Wis. Stats.).

County and Municipal Aid Calculation	
1. Prior year county and municipal aid	\$82,238.56
2. Increase due to sales tax revenue, including adjustments (<i>district changes</i>)	\$1,891.49
3. Fallen protective services insurance adjustment	-\$6.08
4. Fallen protective services insurance reimbursement (<i>reported to DOR</i>)	\$0.00
5. Total County and Municipal Aid (sum of Lines 1-4)	\$84,123.97

Utility Aid

- Under state law, utility aid is distributed to each county and municipality where tax-exempt utility property is located (sec. 79.04, Wis. Stats.)
- Utility companies report utility property information to DOR annually
- DOR uses the provided information to accurately calculate utility aid (*shown below*)

Utility Aid Calculation	
1. Net book value, <i>as of December 31, 2024 (including expected additions/retirements)</i>	\$717,493.00
2. Total net book value payment	\$2,152.48
3. Minimum payment	\$0.00
4. Megawatt capacity	0.0
5. Megawatt capacity payment	\$0.00
6. Closed/decommissioned production plant (phased down) payment	\$0.00
7. Subtotal (<i>sum of Lines 2, 3, 5 and 6</i>)	\$2,152.48
8. Population cap	\$853,400.00
9. Adjusted subtotal (<i>lesser of Line 7 or Line 8</i>)	\$2,152.48
10. Adjacent site incentive payment	\$0.00
11. Baseload incentive payment	\$0.00
12. Co-generation incentive payment	\$0.00
13. Alternative energy incentive payment	\$0.00
14. Total incentive payments (<i>sum of Lines 10 through 13</i>)	\$0.00
15. Spent nuclear fuel payment	\$0.00
16. Total Utility Aid – this is the utility aid payment listed on the front of the estimate (<i>sum of Lines 9, 14 and 15</i>)	\$2,152.48

Supplemental County and Municipal Aid

- Under state law, supplemental county and municipal aid paid to each county and municipality is determined by 2023 Wisconsin Act 12 (sec. 79.037, Wis. Stats.)
- For detailed information, review [county and municipal aid spreadsheet](#)

Supplemental County and Municipal Aid Calculation	
1. Prior year supplemental county and municipal aid	\$64,774.60
2. Increase due to sales tax revenue including adjustments (<i>district changes</i>)	\$1,489.82
3. Total Supplemental County and Municipal Aid (<i>sum of Lines 1 and 2</i>)	\$66,264.42

Expenditure Restraint Incentive Program

- Only municipalities are eligible to receive Expenditure Restraint Incentive Program (ERIP) payments
- Under state law, in 2025, each municipality will receive a payment that is equal to the amount of the payment received by the municipality in 2024 (sec. 79.05(4), Wis. Stats., from 2023 WI Act 12 – notwithstanding subs. (2) and (3))

Contact Information

If you have questions, contact us at lgs@wisconsin.gov, (608) 266-8618 or (608) 261-5167.



State of Wisconsin • DEPARTMENT OF REVENUE

DIVISION OF STATE AND LOCAL FINANCE • BUREAU OF LOCAL GOVERNMENT SERVICES • 2135 RIMROCK RD MADISON, WI 53713

Mailing Address:
PO Box 8971 #6-97
Madison WI 53708-8971
Fax: (608) 264-6887
lgs@wisconsin.gov

September 13, 2024

KENNETH CROTHERS
TOWN OF NEW HAVEN
3890 COUNTY ROAD G
WISCONSIN DELLS WI 53965-8621

Notice of Shared Revenue – 2025 Original Estimate

Notice Information

The Wisconsin Department of Revenue (DOR) is providing the **estimated** shared revenue amounts your local government will receive in 2025 under current state law for county and municipal aid, supplemental county and municipal aid, utility aid and the expenditure restraint incentive program. This does not include adjustments, shown on the July and November payment notices.

District	TOWN OF NEW HAVEN	County	ADAMS	Co-muni code	01-022
-----------------	-------------------	---------------	-------	---------------------	--------

Estimate Information

For an explanation of each aid payment listed below, review the additional information in this notice.

2025 Original Estimate	
1. County and municipal aid	\$14,352.92
2. Utility aid	\$0.00
3. Supplemental county and municipal aid	\$42,380.82
4. Expenditure restraint incentive program	\$0.00
5. Total Estimated 2025 Payments (sum of Lines 1-4)	\$56,733.74

Payment Information

Your local government will receive two distributions in 2025 :

- July 28, 2025: 15% of Line 1, 2, and 3 and 100% of Line 4 (*shown above*)
- November 17, 2025: balance of your 2025 aid payments

County and Municipal Aid

Under state law, the county and municipal aid paid to each county and municipality must be equal to the amount determined in 2012 (sec. 79.036, Wis. Stats.) and adjusted for fallen protective services insurance reimbursement (sec. 79.036(4), Wis. Stats.).

County and Municipal Aid Calculation	
1. Prior year county and municipal aid	\$14,031.24
2. Increase due to sales tax revenue, including adjustments (<i>district changes</i>)	\$322.72
3. Fallen protective services insurance adjustment	-\$1.04
4. Fallen protective services insurance reimbursement (<i>reported to DOR</i>)	\$0.00
5. Total County and Municipal Aid (sum of Lines 1-4)	\$14,352.92

Utility Aid

- Under state law, utility aid is distributed to each county and municipality where tax-exempt utility property is located (sec. 79.04, Wis. Stats.)
- Utility companies report utility property information to DOR annually
- DOR uses the provided information to accurately calculate utility aid (*shown below*)

Utility Aid Calculation	
1. Net book value, <i>as of December 31, 2024 (including expected additions/retirements)</i>	\$0.00
2. Total net book value payment	\$0.00
3. Minimum payment	\$0.00
4. Megawatt capacity	0.0
5. Megawatt capacity payment	\$0.00
6. Closed/decommissioned production plant (phased down) payment	\$0.00
7. Subtotal (<i>sum of Lines 2, 3, 5 and 6</i>)	\$0.00
8. Population cap	\$290,700.00
9. Adjusted subtotal (<i>lesser of Line 7 or Line 8</i>)	\$0.00
10. Adjacent site incentive payment	\$0.00
11. Baseload incentive payment	\$0.00
12. Co-generation incentive payment	\$0.00
13. Alternative energy incentive payment	\$0.00
14. Total incentive payments (<i>sum of Lines 10 through 13</i>)	\$0.00
15. Spent nuclear fuel payment	\$0.00
16. Total Utility Aid – this is the utility aid payment listed on the front of the estimate (<i>sum of Lines 9, 14 and 15</i>)	\$0.00

Supplemental County and Municipal Aid

- Under state law, supplemental county and municipal aid paid to each county and municipality is determined by 2023 Wisconsin Act 12 (sec. 79.037, Wis. Stats.)
- For detailed information, review [county and municipal aid spreadsheet](#)

Supplemental County and Municipal Aid Calculation	
1. Prior year supplemental county and municipal aid	\$41,427.98
2. Increase due to sales tax revenue including adjustments (<i>district changes</i>)	\$952.84
3. Total Supplemental County and Municipal Aid (<i>sum of Lines 1 and 2</i>)	\$42,380.82

Expenditure Restraint Incentive Program

- Only municipalities are eligible to receive Expenditure Restraint Incentive Program (ERIP) payments
- Under state law, in 2025, each municipality will receive a payment that is equal to the amount of the payment received by the municipality in 2024 (sec. 79.05(4), Wis. Stats., from 2023 WI Act 12 – notwithstanding subs. (2) and (3))

Contact Information

If you have questions, contact us at lgs@wisconsin.gov, (608) 266-8618 or (608) 261-5167.



State of Wisconsin • DEPARTMENT OF REVENUE

DIVISION OF STATE AND LOCAL FINANCE • BUREAU OF LOCAL GOVERNMENT SERVICES • 2135 RIMROCK RD MADISON, WI 53713

Mailing Address:
PO Box 8971 #6-97
Madison WI 53708-8971
Fax: (608) 264-6887
lgs@wisconsin.gov

September 13, 2024

RANDY HOWARD
TOWN OF PRESTON
PO BOX 107
FRIENDSHIP WI 53934

Notice of Shared Revenue – 2025 Original Estimate

Notice Information

The Wisconsin Department of Revenue (DOR) is providing the **estimated** shared revenue amounts your local government will receive in 2025 under current state law for county and municipal aid, supplemental county and municipal aid, utility aid and the expenditure restraint incentive program. This does not include adjustments, shown on the July and November payment notices.

District	TOWN OF PRESTON	County	ADAMS	Co-muni code	01-024
-----------------	-----------------	---------------	-------	---------------------	--------

Estimate Information

For an explanation of each aid payment listed below, review the additional information in this notice.

2025 Original Estimate	
1. County and municipal aid	\$15,788.54
2. Utility aid	\$0.18
3. Supplemental county and municipal aid	\$54,422.26
4. Expenditure restraint incentive program	\$0.00
5. Total Estimated 2025 Payments (sum of Lines 1-4)	\$70,210.98

Payment Information

Your local government will receive two distributions in 2025 :

- July 28, 2025: 15% of Line 1, 2, and 3 and 100% of Line 4 (*shown above*)
- November 17, 2025: balance of your 2025 aid payments

County and Municipal Aid

Under state law, the county and municipal aid paid to each county and municipality must be equal to the amount determined in 2012 (sec. 79.036, Wis. Stats.) and adjusted for fallen protective services insurance reimbursement (sec. 79.036(4), Wis. Stats.).

County and Municipal Aid Calculation	
1. Prior year county and municipal aid	\$15,434.68
2. Increase due to sales tax revenue, including adjustments (<i>district changes</i>)	\$355.00
3. Fallen protective services insurance adjustment	-\$1.14
4. Fallen protective services insurance reimbursement (<i>reported to DOR</i>)	\$0.00
5. Total County and Municipal Aid (sum of Lines 1-4)	\$15,788.54

Utility Aid

- Under state law, utility aid is distributed to each county and municipality where tax-exempt utility property is located (sec. 79.04, Wis. Stats.)
- Utility companies report utility property information to DOR annually
- DOR uses the provided information to accurately calculate utility aid (*shown below*)

Utility Aid Calculation	
1. Net book value, <i>as of December 31, 2024 (including expected additions/retirements)</i>	\$59.00
2. Total net book value payment	\$0.18
3. Minimum payment	\$0.00
4. Megawatt capacity	0.0
5. Megawatt capacity payment	\$0.00
6. Closed/decommissioned production plant (phased down) payment	\$0.00
7. Subtotal (<i>sum of Lines 2, 3, 5 and 6</i>)	\$0.18
8. Population cap	\$587,350.00
9. Adjusted subtotal (<i>lesser of Line 7 or Line 8</i>)	\$0.18
10. Adjacent site incentive payment	\$0.00
11. Baseload incentive payment	\$0.00
12. Co-generation incentive payment	\$0.00
13. Alternative energy incentive payment	\$0.00
14. Total incentive payments (<i>sum of Lines 10 through 13</i>)	\$0.00
15. Spent nuclear fuel payment	\$0.00
16. Total Utility Aid – this is the utility aid payment listed on the front of the estimate (<i>sum of Lines 9, 14 and 15</i>)	\$0.18

Supplemental County and Municipal Aid

- Under state law, supplemental county and municipal aid paid to each county and municipality is determined by 2023 Wisconsin Act 12 (sec. 79.037, Wis. Stats.)
- For detailed information, review [county and municipal aid spreadsheet](#)

Supplemental County and Municipal Aid Calculation	
1. Prior year supplemental county and municipal aid	\$53,198.69
2. Increase due to sales tax revenue including adjustments (<i>district changes</i>)	\$1,223.57
3. Total Supplemental County and Municipal Aid (<i>sum of Lines 1 and 2</i>)	\$54,422.26

Expenditure Restraint Incentive Program

- Only municipalities are eligible to receive Expenditure Restraint Incentive Program (ERIP) payments
- Under state law, in 2025, each municipality will receive a payment that is equal to the amount of the payment received by the municipality in 2024 (sec. 79.05(4), Wis. Stats., from 2023 WI Act 12 – notwithstanding subs. (2) and (3))

Contact Information

If you have questions, contact us at lgs@wisconsin.gov, (608) 266-8618 or (608) 261-5167.



State of Wisconsin • DEPARTMENT OF REVENUE

DIVISION OF STATE AND LOCAL FINANCE • BUREAU OF LOCAL GOVERNMENT SERVICES • 2135 RIMROCK RD MADISON, WI 53713

Mailing Address:
PO Box 8971 #6-97
Madison WI 53708-8971
Fax: (608) 264-6887
lgs@wisconsin.gov

September 13, 2024

KARLA BRAUNSKY
TOWN OF QUINCY
2599 COUNTY RD Z
FRIENDSHIP WI 53934-9617

Notice of Shared Revenue – 2025 Original Estimate

Notice Information

The Wisconsin Department of Revenue (DOR) is providing the **estimated** shared revenue amounts your local government will receive in 2025 under current state law for county and municipal aid, supplemental county and municipal aid, utility aid and the expenditure restraint incentive program. This does not include adjustments, shown on the July and November payment notices.

District	TOWN OF QUINCY	County	ADAMS	Co-muni code	01-026
-----------------	----------------	---------------	-------	---------------------	--------

Estimate Information

For an explanation of each aid payment listed below, review the additional information in this notice.

2025 Original Estimate	
1. County and municipal aid	\$13,885.46
2. Utility aid	\$34,429.57
3. Supplemental county and municipal aid	\$50,610.00
4. Expenditure restraint incentive program	\$0.00
5. Total Estimated 2025 Payments (sum of Lines 1-4)	\$98,925.03

Payment Information

Your local government will receive two distributions in 2025 :

- July 28, 2025: 15% of Line 1, 2, and 3 and 100% of Line 4 (*shown above*)
- November 17, 2025: balance of your 2025 aid payments

County and Municipal Aid

Under state law, the county and municipal aid paid to each county and municipality must be equal to the amount determined in 2012 (sec. 79.036, Wis. Stats.) and adjusted for fallen protective services insurance reimbursement (sec. 79.036(4), Wis. Stats.).

County and Municipal Aid Calculation	
1. Prior year county and municipal aid	\$13,574.25
2. Increase due to sales tax revenue, including adjustments (<i>district changes</i>)	\$312.21
3. Fallen protective services insurance adjustment	-\$1.00
4. Fallen protective services insurance reimbursement (<i>reported to DOR</i>)	\$0.00
5. Total County and Municipal Aid (sum of Lines 1-4)	\$13,885.46

Utility Aid

- Under state law, utility aid is distributed to each county and municipality where tax-exempt utility property is located (sec. 79.04, Wis. Stats.)
- Utility companies report utility property information to DOR annually
- DOR uses the provided information to accurately calculate utility aid (*shown below*)

Utility Aid Calculation	
1. Net book value, <i>as of December 31, 2024 (including expected additions/retirements)</i>	\$643,191.00
2. Total net book value payment	\$1,929.57
3. Minimum payment	\$0.00
4. Megawatt capacity	15.0
5. Megawatt capacity payment	\$10,000.00
6. Closed/decommissioned production plant (phased down) payment	\$0.00
7. Subtotal (<i>sum of Lines 2, 3, 5 and 6</i>)	\$11,929.57
8. Population cap	\$493,850.00
9. Adjusted subtotal (<i>lesser of Line 7 or Line 8</i>)	\$11,929.57
10. Adjacent site incentive payment	\$0.00
11. Baseload incentive payment	\$0.00
12. Co-generation incentive payment	\$0.00
13. Alternative energy incentive payment	\$22,500.00
14. Total incentive payments (<i>sum of Lines 10 through 13</i>)	\$22,500.00
15. Spent nuclear fuel payment	\$0.00
16. Total Utility Aid – this is the utility aid payment listed on the front of the estimate (<i>sum of Lines 9, 14 and 15</i>)	\$34,429.57

Supplemental County and Municipal Aid

- Under state law, supplemental county and municipal aid paid to each county and municipality is determined by 2023 Wisconsin Act 12 (sec. 79.037, Wis. Stats.)
- For detailed information, review [county and municipal aid spreadsheet](#)

Supplemental County and Municipal Aid Calculation	
1. Prior year supplemental county and municipal aid	\$49,472.14
2. Increase due to sales tax revenue including adjustments (<i>district changes</i>)	\$1,137.86
3. Total Supplemental County and Municipal Aid (<i>sum of Lines 1 and 2</i>)	\$50,610.00

Expenditure Restraint Incentive Program

- Only municipalities are eligible to receive Expenditure Restraint Incentive Program (ERIP) payments
- Under state law, in 2025, each municipality will receive a payment that is equal to the amount of the payment received by the municipality in 2024 (sec. 79.05(4), Wis. Stats., from 2023 WI Act 12 – notwithstanding subs. (2) and (3))

Contact Information

If you have questions, contact us at lgs@wisconsin.gov, (608) 266-8618 or (608) 261-5167.



State of Wisconsin • DEPARTMENT OF REVENUE

DIVISION OF STATE AND LOCAL FINANCE • BUREAU OF LOCAL GOVERNMENT SERVICES • 2135 RIMROCK RD MADISON, WI 53713

Mailing Address:
PO Box 8971 #6-97
Madison WI 53708-8971
Fax: (608) 264-6887
lgs@wisconsin.gov

September 13, 2024

TANYA BURROWS
TOWN OF RICHFIELD
153 CUMBERLAND AVE
COLOMA WI 54930-9457

Notice of Shared Revenue – 2025 Original Estimate

Notice Information

The Wisconsin Department of Revenue (DOR) is providing the **estimated** shared revenue amounts your local government will receive in 2025 under current state law for county and municipal aid, supplemental county and municipal aid, utility aid and the expenditure restraint incentive program. This does not include adjustments, shown on the July and November payment notices.

District	TOWN OF RICHFIELD	County	ADAMS	Co-muni code	01-028
-----------------	-------------------	---------------	-------	---------------------	--------

Estimate Information

For an explanation of each aid payment listed below, review the additional information in this notice.

2025 Original Estimate	
1. County and municipal aid	\$6,665.83
2. Utility aid	\$1,585.45
3. Supplemental county and municipal aid	\$33,097.74
4. Expenditure restraint incentive program	\$0.00
5. Total Estimated 2025 Payments (sum of Lines 1-4)	\$41,349.02

Payment Information

Your local government will receive two distributions in 2025 :

- July 28, 2025: 15% of Line 1, 2, and 3 and 100% of Line 4 (*shown above*)
- November 17, 2025: balance of your 2025 aid payments

County and Municipal Aid

Under state law, the county and municipal aid paid to each county and municipality must be equal to the amount determined in 2012 (sec. 79.036, Wis. Stats.) and adjusted for fallen protective services insurance reimbursement (sec. 79.036(4), Wis. Stats.).

County and Municipal Aid Calculation	
1. Prior year county and municipal aid	\$6,516.43
2. Increase due to sales tax revenue, including adjustments (<i>district changes</i>)	\$149.88
3. Fallen protective services insurance adjustment	-\$0.48
4. Fallen protective services insurance reimbursement (<i>reported to DOR</i>)	\$0.00
5. Total County and Municipal Aid (sum of Lines 1-4)	\$6,665.83

Utility Aid

- Under state law, utility aid is distributed to each county and municipality where tax-exempt utility property is located (sec. 79.04, Wis. Stats.)
- Utility companies report utility property information to DOR annually
- DOR uses the provided information to accurately calculate utility aid (*shown below*)

Utility Aid Calculation	
1. Net book value, as of December 31, 2024 (including expected additions/retirements)	\$528,483.00
2. Total net book value payment	\$1,585.45
3. Minimum payment	\$0.00
4. Megawatt capacity	0.0
5. Megawatt capacity payment	\$0.00
6. Closed/decommissioned production plant (phased down) payment	\$0.00
7. Subtotal (sum of Lines 2, 3, 5 and 6)	\$1,585.45
8. Population cap	\$59,075.00
9. Adjusted subtotal (lesser of Line 7 or Line 8)	\$1,585.45
10. Adjacent site incentive payment	\$0.00
11. Baseload incentive payment	\$0.00
12. Co-generation incentive payment	\$0.00
13. Alternative energy incentive payment	\$0.00
14. Total incentive payments (sum of Lines 10 through 13)	\$0.00
15. Spent nuclear fuel payment	\$0.00
16. Total Utility Aid – this is the utility aid payment listed on the front of the estimate (sum of Lines 9, 14 and 15)	\$1,585.45

Supplemental County and Municipal Aid

- Under state law, supplemental county and municipal aid paid to each county and municipality is determined by 2023 Wisconsin Act 12 (sec. 79.037, Wis. Stats.)
- For detailed information, review [county and municipal aid spreadsheet](#)

Supplemental County and Municipal Aid Calculation	
1. Prior year supplemental county and municipal aid	\$32,353.61
2. Increase due to sales tax revenue including adjustments (district changes)	\$744.13
3. Total Supplemental County and Municipal Aid (sum of Lines 1 and 2)	\$33,097.74

Expenditure Restraint Incentive Program

- Only municipalities are eligible to receive Expenditure Restraint Incentive Program (ERIP) payments
- Under state law, in 2025, each municipality will receive a payment that is equal to the amount of the payment received by the municipality in 2024 (sec. 79.05(4), Wis. Stats., from 2023 WI Act 12 – notwithstanding subs. (2) and (3))

Contact Information

If you have questions, contact us at lgs@wisconsin.gov, (608) 266-8618 or (608) 261-5167.



State of Wisconsin • DEPARTMENT OF REVENUE

DIVISION OF STATE AND LOCAL FINANCE • BUREAU OF LOCAL GOVERNMENT SERVICES • 2135 RIMROCK RD MADISON, WI 53713

Mailing Address:
PO Box 8971 #6-97
Madison WI 53708-8971
Fax: (608) 264-6887
lgs@wisconsin.gov

September 13, 2024

WENDY NEWSOM
TOWN OF ROME
1156 ALPINE DR
NEKOOSA WI 54457-8616

Notice of Shared Revenue – 2025 Original Estimate

Notice Information

The Wisconsin Department of Revenue (DOR) is providing the **estimated** shared revenue amounts your local government will receive in 2025 under current state law for county and municipal aid, supplemental county and municipal aid, utility aid and the expenditure restraint incentive program. This does not include adjustments, shown on the July and November payment notices.

District	TOWN OF ROME	County	ADAMS	Co-muni code	01-030
-----------------	--------------	---------------	-------	---------------------	--------

Estimate Information

For an explanation of each aid payment listed below, review the additional information in this notice.

2025 Original Estimate	
1. County and municipal aid	\$37,975.42
2. Utility aid	\$2,604.80
3. Supplemental county and municipal aid	\$84,094.11
4. Expenditure restraint incentive program	\$0.00
5. Total Estimated 2025 Payments (sum of Lines 1-4)	\$124,674.33

Payment Information

Your local government will receive two distributions in 2025 :

- July 28, 2025: 15% of Line 1, 2, and 3 and 100% of Line 4 (*shown above*)
- November 17, 2025: balance of your 2025 aid payments

County and Municipal Aid

Under state law, the county and municipal aid paid to each county and municipality must be equal to the amount determined in 2012 (sec. 79.036, Wis. Stats.) and adjusted for fallen protective services insurance reimbursement (sec. 79.036(4), Wis. Stats.).

County and Municipal Aid Calculation	
1. Prior year county and municipal aid	\$37,124.30
2. Increase due to sales tax revenue, including adjustments (<i>district changes</i>)	\$853.86
3. Fallen protective services insurance adjustment	-\$2.74
4. Fallen protective services insurance reimbursement (<i>reported to DOR</i>)	\$0.00
5. Total County and Municipal Aid (sum of Lines 1-4)	\$37,975.42

Utility Aid

- Under state law, utility aid is distributed to each county and municipality where tax-exempt utility property is located (sec. 79.04, Wis. Stats.)
- Utility companies report utility property information to DOR annually
- DOR uses the provided information to accurately calculate utility aid (*shown below*)

Utility Aid Calculation	
1. Net book value, as of December 31, 2024 (including expected additions/retirements)	\$868,265.00
2. Total net book value payment	\$2,604.80
3. Minimum payment	\$0.00
4. Megawatt capacity	0.0
5. Megawatt capacity payment	\$0.00
6. Closed/decommissioned production plant (phased down) payment	\$0.00
7. Subtotal (sum of Lines 2, 3, 5 and 6)	\$2,604.80
8. Population cap	\$1,376,575.00
9. Adjusted subtotal (lesser of Line 7 or Line 8)	\$2,604.80
10. Adjacent site incentive payment	\$0.00
11. Baseload incentive payment	\$0.00
12. Co-generation incentive payment	\$0.00
13. Alternative energy incentive payment	\$0.00
14. Total incentive payments (sum of Lines 10 through 13)	\$0.00
15. Spent nuclear fuel payment	\$0.00
16. Total Utility Aid – this is the utility aid payment listed on the front of the estimate (sum of Lines 9, 14 and 15)	\$2,604.80

Supplemental County and Municipal Aid

- Under state law, supplemental county and municipal aid paid to each county and municipality is determined by 2023 Wisconsin Act 12 (sec. 79.037, Wis. Stats.)
- For detailed information, review [county and municipal aid spreadsheet](#)

Supplemental County and Municipal Aid Calculation	
1. Prior year supplemental county and municipal aid	\$82,203.43
2. Increase due to sales tax revenue including adjustments (<i>district changes</i>)	\$1,890.68
3. Total Supplemental County and Municipal Aid (sum of Lines 1 and 2)	\$84,094.11

Expenditure Restraint Incentive Program

- Only municipalities are eligible to receive Expenditure Restraint Incentive Program (ERIP) payments
- Under state law, in 2025, each municipality will receive a payment that is equal to the amount of the payment received by the municipality in 2024 (sec. 79.05(4), Wis. Stats., from 2023 WI Act 12 – notwithstanding subs. (2) and (3))

Contact Information

If you have questions, contact us at lgs@wisconsin.gov, (608) 266-8618 or (608) 261-5167.



State of Wisconsin • DEPARTMENT OF REVENUE

DIVISION OF STATE AND LOCAL FINANCE • BUREAU OF LOCAL GOVERNMENT SERVICES • 2135 RIMROCK RD MADISON, WI 53713

Mailing Address:
PO Box 8971 #6-97
Madison WI 53708-8971
Fax: (608) 264-6887
lgs@wisconsin.gov

September 13, 2024

SANDY KRAEMER
TOWN OF SPRINGVILLE
1419 STATE ROAD 82
WISCONSIN DELLS WI 53965

Notice of Shared Revenue – 2025 Original Estimate

Notice Information

The Wisconsin Department of Revenue (DOR) is providing the **estimated** shared revenue amounts your local government will receive in 2025 under current state law for county and municipal aid, supplemental county and municipal aid, utility aid and the expenditure restraint incentive program. This does not include adjustments, shown on the July and November payment notices.

District	TOWN OF SPRINGVILLE	County	ADAMS	Co-muni code	01-032
-----------------	---------------------	---------------	-------	---------------------	--------

Estimate Information

For an explanation of each aid payment listed below, review the additional information in this notice.

2025 Original Estimate	
1. County and municipal aid	\$11,693.96
2. Utility aid	\$1,222.93
3. Supplemental county and municipal aid	\$52,533.43
4. Expenditure restraint incentive program	\$0.00
5. Total Estimated 2025 Payments (sum of Lines 1-4)	\$65,450.32

Payment Information

Your local government will receive two distributions in 2025 :

- July 28, 2025: 15% of Line 1, 2, and 3 and 100% of Line 4 (*shown above*)
- November 17, 2025: balance of your 2025 aid payments

County and Municipal Aid

Under state law, the county and municipal aid paid to each county and municipality must be equal to the amount determined in 2012 (sec. 79.036, Wis. Stats.) and adjusted for fallen protective services insurance reimbursement (sec. 79.036(4), Wis. Stats.).

County and Municipal Aid Calculation	
1. Prior year county and municipal aid	\$11,431.87
2. Increase due to sales tax revenue, including adjustments (<i>district changes</i>)	\$262.93
3. Fallen protective services insurance adjustment	-\$0.84
4. Fallen protective services insurance reimbursement (<i>reported to DOR</i>)	\$0.00
5. Total County and Municipal Aid (sum of Lines 1-4)	\$11,693.96

Utility Aid

- Under state law, utility aid is distributed to each county and municipality where tax-exempt utility property is located (sec. 79.04, Wis. Stats.)
- Utility companies report utility property information to DOR annually
- DOR uses the provided information to accurately calculate utility aid (*shown below*)

Utility Aid Calculation	
1. Net book value, <i>as of December 31, 2024 (including expected additions/retirements)</i>	\$407,642.00
2. Total net book value payment	\$1,222.93
3. Minimum payment	\$0.00
4. Megawatt capacity	0.0
5. Megawatt capacity payment	\$0.00
6. Closed/decommissioned production plant (phased down) payment	\$0.00
7. Subtotal (<i>sum of Lines 2, 3, 5 and 6</i>)	\$1,222.93
8. Population cap	\$532,525.00
9. Adjusted subtotal (<i>lesser of Line 7 or Line 8</i>)	\$1,222.93
10. Adjacent site incentive payment	\$0.00
11. Baseload incentive payment	\$0.00
12. Co-generation incentive payment	\$0.00
13. Alternative energy incentive payment	\$0.00
14. Total incentive payments (<i>sum of Lines 10 through 13</i>)	\$0.00
15. Spent nuclear fuel payment	\$0.00
16. Total Utility Aid – this is the utility aid payment listed on the front of the estimate (<i>sum of Lines 9, 14 and 15</i>)	\$1,222.93

Supplemental County and Municipal Aid

- Under state law, supplemental county and municipal aid paid to each county and municipality is determined by 2023 Wisconsin Act 12 (sec. 79.037, Wis. Stats.)
- For detailed information, review [county and municipal aid spreadsheet](#)

Supplemental County and Municipal Aid Calculation	
1. Prior year supplemental county and municipal aid	\$51,352.33
2. Increase due to sales tax revenue including adjustments (<i>district changes</i>)	\$1,181.10
3. Total Supplemental County and Municipal Aid (<i>sum of Lines 1 and 2</i>)	\$52,533.43

Expenditure Restraint Incentive Program

- Only municipalities are eligible to receive Expenditure Restraint Incentive Program (ERIP) payments
- Under state law, in 2025, each municipality will receive a payment that is equal to the amount of the payment received by the municipality in 2024 (sec. 79.05(4), Wis. Stats., from 2023 WI Act 12 – notwithstanding subs. (2) and (3))

Contact Information

If you have questions, contact us at lgs@wisconsin.gov, (608) 266-8618 or (608) 261-5167.



State of Wisconsin • DEPARTMENT OF REVENUE

DIVISION OF STATE AND LOCAL FINANCE • BUREAU OF LOCAL GOVERNMENT SERVICES • 2135 RIMROCK RD MADISON, WI 53713

Mailing Address:
PO Box 8971 #6-97
Madison WI 53708-8971
Fax: (608) 264-6887
lgs@wisconsin.gov

September 13, 2024

LORI HENTHORNE
TOWN OF STRONGS PRAIRIE
1588 STATE ROAD 21
ARKDALE WI 54613-0069

Notice of Shared Revenue – 2025 Original Estimate

Notice Information

The Wisconsin Department of Revenue (DOR) is providing the **estimated** shared revenue amounts your local government will receive in 2025 under current state law for county and municipal aid, supplemental county and municipal aid, utility aid and the expenditure restraint incentive program. This does not include adjustments, shown on the July and November payment notices.

District	TOWN OF STRONGS PRAIRIE	County	ADAMS	Co-muni code	01-034
-----------------	-------------------------	---------------	-------	---------------------	--------

Estimate Information

For an explanation of each aid payment listed below, review the additional information in this notice.

2025 Original Estimate	
1. County and municipal aid	\$15,193.10
2. Utility aid	\$7,544.48
3. Supplemental county and municipal aid	\$50,592.82
4. Expenditure restraint incentive program	\$0.00
5. Total Estimated 2025 Payments (sum of Lines 1-4)	\$73,330.40

Payment Information

Your local government will receive two distributions in 2025 :

- July 28, 2025: 15% of Line 1, 2, and 3 and 100% of Line 4 (*shown above*)
- November 17, 2025: balance of your 2025 aid payments

County and Municipal Aid

Under state law, the county and municipal aid paid to each county and municipality must be equal to the amount determined in 2012 (sec. 79.036, Wis. Stats.) and adjusted for fallen protective services insurance reimbursement (sec. 79.036(4), Wis. Stats.).

County and Municipal Aid Calculation	
1. Prior year county and municipal aid	\$14,852.59
2. Increase due to sales tax revenue, including adjustments (<i>district changes</i>)	\$341.61
3. Fallen protective services insurance adjustment	-\$1.10
4. Fallen protective services insurance reimbursement (<i>reported to DOR</i>)	\$0.00
5. Total County and Municipal Aid (sum of Lines 1-4)	\$15,193.10

Utility Aid

- Under state law, utility aid is distributed to each county and municipality where tax-exempt utility property is located (sec. 79.04, Wis. Stats.)
- Utility companies report utility property information to DOR annually
- DOR uses the provided information to accurately calculate utility aid (*shown below*)

Utility Aid Calculation	
1. Net book value, <i>as of December 31, 2024 (including expected additions/retirements)</i>	\$2,514,826.00
2. Total net book value payment	\$7,544.48
3. Minimum payment	\$0.00
4. Megawatt capacity	0.0
5. Megawatt capacity payment	\$0.00
6. Closed/decommissioned production plant (phased down) payment	\$0.00
7. Subtotal (<i>sum of Lines 2, 3, 5 and 6</i>)	\$7,544.48
8. Population cap	\$499,375.00
9. Adjusted subtotal (<i>lesser of Line 7 or Line 8</i>)	\$7,544.48
10. Adjacent site incentive payment	\$0.00
11. Baseload incentive payment	\$0.00
12. Co-generation incentive payment	\$0.00
13. Alternative energy incentive payment	\$0.00
14. Total incentive payments (<i>sum of Lines 10 through 13</i>)	\$0.00
15. Spent nuclear fuel payment	\$0.00
16. Total Utility Aid – this is the utility aid payment listed on the front of the estimate (<i>sum of Lines 9, 14 and 15</i>)	\$7,544.48

Supplemental County and Municipal Aid

- Under state law, supplemental county and municipal aid paid to each county and municipality is determined by 2023 Wisconsin Act 12 (sec. 79.037, Wis. Stats.)
- For detailed information, review [county and municipal aid spreadsheet](#)

Supplemental County and Municipal Aid Calculation	
1. Prior year supplemental county and municipal aid	\$49,455.35
2. Increase due to sales tax revenue including adjustments (<i>district changes</i>)	\$1,137.47
3. Total Supplemental County and Municipal Aid (<i>sum of Lines 1 and 2</i>)	\$50,592.82

Expenditure Restraint Incentive Program

- Only municipalities are eligible to receive Expenditure Restraint Incentive Program (ERIP) payments
- Under state law, in 2025, each municipality will receive a payment that is equal to the amount of the payment received by the municipality in 2024 (sec. 79.05(4), Wis. Stats., from 2023 WI Act 12 – notwithstanding subs. (2) and (3))

Contact Information

If you have questions, contact us at lgs@wisconsin.gov, (608) 266-8618 or (608) 261-5167.



State of Wisconsin • DEPARTMENT OF REVENUE

DIVISION OF STATE AND LOCAL FINANCE • BUREAU OF LOCAL GOVERNMENT SERVICES • 2135 RIMROCK RD MADISON, WI 53713

Mailing Address:
PO Box 8971 #6-97
Madison WI 53708-8971
Fax: (608) 264-6887
lgs@wisconsin.gov

September 13, 2024

LORI HUSTAD
VILLAGE OF FRIENDSHIP
PO BOX 206
FRIENDSHIP WI 53934-0206

Notice of Shared Revenue – 2025 Original Estimate

Notice Information

The Wisconsin Department of Revenue (DOR) is providing the **estimated** shared revenue amounts your local government will receive in 2025 under current state law for county and municipal aid, supplemental county and municipal aid, utility aid and the expenditure restraint incentive program. This does not include adjustments, shown on the July and November payment notices.

District	VILLAGE OF FRIENDSHIP	County	ADAMS	Co-muni code	01-126
-----------------	-----------------------	---------------	-------	---------------------	--------

Estimate Information

For an explanation of each aid payment listed below, review the additional information in this notice.

2025 Original Estimate	
1. County and municipal aid	\$161,582.12
2. Utility aid	\$13,381.10
3. Supplemental county and municipal aid	\$41,109.06
4. Expenditure restraint incentive program	\$0.00
5. Total Estimated 2025 Payments (sum of Lines 1-4)	\$216,072.28

Payment Information

Your local government will receive two distributions in 2025 :

- July 28, 2025: 15% of Line 1, 2, and 3 and 100% of Line 4 (*shown above*)
- November 17, 2025: balance of your 2025 aid payments

County and Municipal Aid

Under state law, the county and municipal aid paid to each county and municipality must be equal to the amount determined in 2012 (sec. 79.036, Wis. Stats.) and adjusted for fallen protective services insurance reimbursement (sec. 79.036(4), Wis. Stats.).

County and Municipal Aid Calculation	
1. Prior year county and municipal aid	\$157,960.69
2. Increase due to sales tax revenue, including adjustments (<i>district changes</i>)	\$3,633.10
3. Fallen protective services insurance adjustment	-\$11.67
4. Fallen protective services insurance reimbursement (<i>reported to DOR</i>)	\$0.00
5. Total County and Municipal Aid (sum of Lines 1-4)	\$161,582.12

Utility Aid

- Under state law, utility aid is distributed to each county and municipality where tax-exempt utility property is located (sec. 79.04, Wis. Stats.)
- Utility companies report utility property information to DOR annually
- DOR uses the provided information to accurately calculate utility aid (*shown below*)

Utility Aid Calculation	
1. Net book value, <i>as of December 31, 2024 (including expected additions/retirements)</i>	\$2,230,184.00
2. Total net book value payment	\$13,381.10
3. Minimum payment	\$0.00
4. Megawatt capacity	0.0
5. Megawatt capacity payment	\$0.00
6. Closed/decommissioned production plant (phased down) payment	\$0.00
7. Subtotal (<i>sum of Lines 2, 3, 5 and 6</i>)	\$13,381.10
8. Population cap	\$252,875.00
9. Adjusted subtotal (<i>lesser of Line 7 or Line 8</i>)	\$13,381.10
10. Adjacent site incentive payment	\$0.00
11. Baseload incentive payment	\$0.00
12. Co-generation incentive payment	\$0.00
13. Alternative energy incentive payment	\$0.00
14. Total incentive payments (<i>sum of Lines 10 through 13</i>)	\$0.00
15. Spent nuclear fuel payment	\$0.00
16. Total Utility Aid – this is the utility aid payment listed on the front of the estimate (<i>sum of Lines 9, 14 and 15</i>)	\$13,381.10

Supplemental County and Municipal Aid

- Under state law, supplemental county and municipal aid paid to each county and municipality is determined by 2023 Wisconsin Act 12 (sec. 79.037, Wis. Stats.)
- For detailed information, review [county and municipal aid spreadsheet](#)

Supplemental County and Municipal Aid Calculation	
1. Prior year supplemental county and municipal aid	\$40,184.81
2. Increase due to sales tax revenue including adjustments (<i>district changes</i>)	\$924.25
3. Total Supplemental County and Municipal Aid (<i>sum of Lines 1 and 2</i>)	\$41,109.06

Expenditure Restraint Incentive Program

- Only municipalities are eligible to receive Expenditure Restraint Incentive Program (ERIP) payments
- Under state law, in 2025, each municipality will receive a payment that is equal to the amount of the payment received by the municipality in 2024 (sec. 79.05(4), Wis. Stats., from 2023 WI Act 12 – notwithstanding subs. (2) and (3))

Contact Information

If you have questions, contact us at lgs@wisconsin.gov, (608) 266-8618 or (608) 261-5167.



State of Wisconsin • DEPARTMENT OF REVENUE

DIVISION OF STATE AND LOCAL FINANCE • BUREAU OF LOCAL GOVERNMENT SERVICES • 2135 RIMROCK RD MADISON, WI 53713

Mailing Address:
PO Box 8971 #6-97
Madison WI 53708-8971
Fax: (608) 264-6887
lgs@wisconsin.gov

September 13, 2024

JERRI JOHNSON
CITY OF ADAMS
PO BOX 1009
ADAMS WI 53910-1009

Notice of Shared Revenue – 2025 Original Estimate

Notice Information

The Wisconsin Department of Revenue (DOR) is providing the **estimated** shared revenue amounts your local government will receive in 2025 under current state law for county and municipal aid, supplemental county and municipal aid, utility aid and the expenditure restraint incentive program. This does not include adjustments, shown on the July and November payment notices.

District	CITY OF ADAMS	County	ADAMS	Co-muni code	01-201
-----------------	---------------	---------------	-------	---------------------	--------

Estimate Information

For an explanation of each aid payment listed below, review the additional information in this notice.

2025 Original Estimate	
1. County and municipal aid	\$620,692.31
2. Utility aid	\$0.00
3. Supplemental county and municipal aid	\$124,157.11
4. Expenditure restraint incentive program	\$0.00
5. Total Estimated 2025 Payments (sum of Lines 1-4)	\$744,849.42

Payment Information

Your local government will receive two distributions in 2025 :

- July 28, 2025: 15% of Line 1, 2, and 3 and 100% of Line 4 (*shown above*)
- November 17, 2025: balance of your 2025 aid payments

County and Municipal Aid

Under state law, the county and municipal aid paid to each county and municipality must be equal to the amount determined in 2012 (sec. 79.036, Wis. Stats.) and adjusted for fallen protective services insurance reimbursement (sec. 79.036(4), Wis. Stats.).

County and Municipal Aid Calculation	
1. Prior year county and municipal aid	\$606,781.18
2. Increase due to sales tax revenue, including adjustments (<i>district changes</i>)	\$13,955.97
3. Fallen protective services insurance adjustment	-\$44.84
4. Fallen protective services insurance reimbursement (<i>reported to DOR</i>)	\$0.00
5. Total County and Municipal Aid (sum of Lines 1-4)	\$620,692.31

Utility Aid

- Under state law, utility aid is distributed to each county and municipality where tax-exempt utility property is located (sec. 79.04, Wis. Stats.)
- Utility companies report utility property information to DOR annually
- DOR uses the provided information to accurately calculate utility aid (*shown below*)

Utility Aid Calculation	
1. Net book value, <i>as of December 31, 2024 (including expected additions/retirements)</i>	\$0.00
2. Total net book value payment	\$0.00
3. Minimum payment	\$0.00
4. Megawatt capacity	0.0
5. Megawatt capacity payment	\$0.00
6. Closed/decommissioned production plant (phased down) payment	\$0.00
7. Subtotal (<i>sum of Lines 2, 3, 5 and 6</i>)	\$0.00
8. Population cap	\$734,400.00
9. Adjusted subtotal (<i>lesser of Line 7 or Line 8</i>)	\$0.00
10. Adjacent site incentive payment	\$0.00
11. Baseload incentive payment	\$0.00
12. Co-generation incentive payment	\$0.00
13. Alternative energy incentive payment	\$0.00
14. Total incentive payments (<i>sum of Lines 10 through 13</i>)	\$0.00
15. Spent nuclear fuel payment	\$0.00
16. Total Utility Aid – this is the utility aid payment listed on the front of the estimate (<i>sum of Lines 9, 14 and 15</i>)	\$0.00

Supplemental County and Municipal Aid

- Under state law, supplemental county and municipal aid paid to each county and municipality is determined by 2023 Wisconsin Act 12 (sec. 79.037, Wis. Stats.)
- For detailed information, review [county and municipal aid spreadsheet](#)

Supplemental County and Municipal Aid Calculation	
1. Prior year supplemental county and municipal aid	\$121,365.70
2. Increase due to sales tax revenue including adjustments (<i>district changes</i>)	\$2,791.41
3. Total Supplemental County and Municipal Aid (<i>sum of Lines 1 and 2</i>)	\$124,157.11

Expenditure Restraint Incentive Program

- Only municipalities are eligible to receive Expenditure Restraint Incentive Program (ERIP) payments
- Under state law, in 2025, each municipality will receive a payment that is equal to the amount of the payment received by the municipality in 2024 (sec. 79.05(4), Wis. Stats., from 2023 WI Act 12 – notwithstanding subs. (2) and (3))

Contact Information

If you have questions, contact us at lgs@wisconsin.gov, (608) 266-8618 or (608) 261-5167.



State of Wisconsin • DEPARTMENT OF REVENUE

DIVISION OF STATE AND LOCAL FINANCE • BUREAU OF LOCAL GOVERNMENT SERVICES • 2135 RIMROCK RD MADISON, WI 53713

Mailing Address:
PO Box 8971 #6-97
Madison WI 53708-8971
Fax: (608) 264-6887
lgs@wisconsin.gov

September 13, 2024

LIANA GLAVIN
COUNTY OF ADAMS
401 ADAMS ST, SUITE 9
FRIENDSHIP WI 53934

Notice of Shared Revenue – 2025 Original Estimate

Notice Information

The Wisconsin Department of Revenue (DOR) is providing the **estimated** shared revenue amounts your local government will receive in 2025 under current state law for county and municipal aid, supplemental county and municipal aid, utility aid and the expenditure restraint incentive program. This does not include adjustments, shown on the July and November payment notices.

District	COUNTY OF ADAMS	County	ADAMS	Co-muni code	01-999
-----------------	-----------------	---------------	-------	---------------------	--------

Estimate Information

For an explanation of each aid payment listed below, review the additional information in this notice.

2025 Original Estimate	
1. County and municipal aid	\$19,031.40
2. Utility aid	\$103,906.13
3. Supplemental county and municipal aid	\$365,225.33
4. Expenditure restraint incentive program	\$0.00
5. Total Estimated 2025 Payments (sum of Lines 1-4)	\$488,162.86

Payment Information

Your local government will receive two distributions in 2025 :

- July 28, 2025: 15% of Line 1, 2, and 3 and 100% of Line 4 (*shown above*)
- November 17, 2025: balance of your 2025 aid payments

County and Municipal Aid

Under state law, the county and municipal aid paid to each county and municipality must be equal to the amount determined in 2012 (sec. 79.036, Wis. Stats.) and adjusted for fallen protective services insurance reimbursement (sec. 79.036(4), Wis. Stats.).

County and Municipal Aid Calculation	
1. Prior year county and municipal aid	\$18,604.86
2. Increase due to sales tax revenue, including adjustments (<i>district changes</i>)	\$427.91
3. Fallen protective services insurance adjustment	-\$1.37
4. Fallen protective services insurance reimbursement (<i>reported to DOR</i>)	\$0.00
5. Total County and Municipal Aid (sum of Lines 1-4)	\$19,031.40

Utility Aid

- Under state law, utility aid is distributed to each county and municipality where tax-exempt utility property is located (sec. 79.04, Wis. Stats.)
- Utility companies report utility property information to DOR annually
- DOR uses the provided information to accurately calculate utility aid (*shown below*)

Utility Aid Calculation	
1. Net book value, <i>as of December 31, 2024 (including expected additions/retirements)</i>	\$11,349,448.00
2. Total net book value payment	\$61,406.13
3. Minimum payment	\$0.00
4. Megawatt capacity	15.0
5. Megawatt capacity payment	\$20,000.00
6. Closed/decommissioned production plant (phased down) payment	\$0.00
7. Subtotal (<i>sum of Lines 2, 3, 5 and 6</i>)	\$81,406.13
8. Population cap	\$2,607,875.00
9. Adjusted subtotal (<i>lesser of Line 7 or Line 8</i>)	\$81,406.13
10. Adjacent site incentive payment	\$0.00
11. Baseload incentive payment	\$0.00
12. Co-generation incentive payment	\$0.00
13. Alternative energy incentive payment	\$22,500.00
14. Total incentive payments (<i>sum of Lines 10 through 13</i>)	\$22,500.00
15. Spent nuclear fuel payment	\$0.00
16. Total Utility Aid – this is the utility aid payment listed on the front of the estimate (<i>sum of Lines 9, 14 and 15</i>)	\$103,906.13

Supplemental County and Municipal Aid

- Under state law, supplemental county and municipal aid paid to each county and municipality is determined by 2023 Wisconsin Act 12 (sec. 79.037, Wis. Stats.)
- For detailed information, review [county and municipal aid spreadsheet](#)

Supplemental County and Municipal Aid Calculation	
1. Prior year supplemental county and municipal aid	\$357,014.01
2. Increase due to sales tax revenue including adjustments (<i>district changes</i>)	\$8,211.32
3. Total Supplemental County and Municipal Aid (<i>sum of Lines 1 and 2</i>)	\$365,225.33

Expenditure Restraint Incentive Program

- Only municipalities are eligible to receive Expenditure Restraint Incentive Program (ERIP) payments
- Under state law, in 2025, each municipality will receive a payment that is equal to the amount of the payment received by the municipality in 2024 (sec. 79.05(4), Wis. Stats., from 2023 WI Act 12 – notwithstanding subs. (2) and (3))

Contact Information

If you have questions, contact us at lgs@wisconsin.gov, (608) 266-8618 or (608) 261-5167.



State of Wisconsin • DEPARTMENT OF REVENUE

DIVISION OF STATE AND LOCAL FINANCE • BUREAU OF LOCAL GOVERNMENT SERVICES • 2135 RIMROCK RD MADISON, WI 53713

Mailing Address:
PO Box 8971 #6-97
Madison WI 53708-8971
Fax: (608) 264-6887
lgs@wisconsin.gov

September 13, 2024

MOLLY MADORIN
TOWN OF AGENDA
89281 COUNTY HWY F
BUTTERNUT WI 54514

Notice of Shared Revenue – 2025 Original Estimate

Notice Information

The Wisconsin Department of Revenue (DOR) is providing the **estimated** shared revenue amounts your local government will receive in 2025 under current state law for county and municipal aid, supplemental county and municipal aid, utility aid and the expenditure restraint incentive program. This does not include adjustments, shown on the July and November payment notices.

District	TOWN OF AGENDA	County	ASHLAND	Co-muni code	02-002
-----------------	----------------	---------------	---------	---------------------	--------

Estimate Information

For an explanation of each aid payment listed below, review the additional information in this notice.

2025 Original Estimate	
1. County and municipal aid	\$29,187.07
2. Utility aid	\$510.09
3. Supplemental county and municipal aid	\$37,035.22
4. Expenditure restraint incentive program	\$0.00
5. Total Estimated 2025 Payments (sum of Lines 1-4)	\$66,732.38

Payment Information

Your local government will receive two distributions in 2025 :

- July 28, 2025: 15% of Line 1, 2, and 3 and 100% of Line 4 (*shown above*)
- November 17, 2025: balance of your 2025 aid payments

County and Municipal Aid

Under state law, the county and municipal aid paid to each county and municipality must be equal to the amount determined in 2012 (sec. 79.036, Wis. Stats.) and adjusted for fallen protective services insurance reimbursement (sec. 79.036(4), Wis. Stats.).

County and Municipal Aid Calculation	
1. Prior year county and municipal aid	\$28,532.92
2. Increase due to sales tax revenue, including adjustments (<i>district changes</i>)	\$656.26
3. Fallen protective services insurance adjustment	-\$2.11
4. Fallen protective services insurance reimbursement (<i>reported to DOR</i>)	\$0.00
5. Total County and Municipal Aid (sum of Lines 1-4)	\$29,187.07

Utility Aid

- Under state law, utility aid is distributed to each county and municipality where tax-exempt utility property is located (sec. 79.04, Wis. Stats.)
- Utility companies report utility property information to DOR annually
- DOR uses the provided information to accurately calculate utility aid (*shown below*)

Utility Aid Calculation	
1. Net book value, <i>as of December 31, 2024 (including expected additions/retirements)</i>	\$170,030.00
2. Total net book value payment	\$510.09
3. Minimum payment	\$0.00
4. Megawatt capacity	0.0
5. Megawatt capacity payment	\$0.00
6. Closed/decommissioned production plant (phased down) payment	\$0.00
7. Subtotal (<i>sum of Lines 2, 3, 5 and 6</i>)	\$510.09
8. Population cap	\$153,850.00
9. Adjusted subtotal (<i>lesser of Line 7 or Line 8</i>)	\$510.09
10. Adjacent site incentive payment	\$0.00
11. Baseload incentive payment	\$0.00
12. Co-generation incentive payment	\$0.00
13. Alternative energy incentive payment	\$0.00
14. Total incentive payments (<i>sum of Lines 10 through 13</i>)	\$0.00
15. Spent nuclear fuel payment	\$0.00
16. Total Utility Aid – this is the utility aid payment listed on the front of the estimate <i>(sum of Lines 9, 14 and 15)</i>	\$510.09

Supplemental County and Municipal Aid

- Under state law, supplemental county and municipal aid paid to each county and municipality is determined by 2023 Wisconsin Act 12 (sec. 79.037, Wis. Stats.)
- For detailed information, review [county and municipal aid spreadsheet](#)

Supplemental County and Municipal Aid Calculation	
1. Prior year supplemental county and municipal aid	\$36,202.56
2. Increase due to sales tax revenue including adjustments (<i>district changes</i>)	\$832.66
3. Total Supplemental County and Municipal Aid (<i>sum of Lines 1 and 2</i>)	\$37,035.22

Expenditure Restraint Incentive Program

- Only municipalities are eligible to receive Expenditure Restraint Incentive Program (ERIP) payments
- Under state law, in 2025, each municipality will receive a payment that is equal to the amount of the payment received by the municipality in 2024 (sec. 79.05(4), Wis. Stats., from 2023 WI Act 12 – notwithstanding subs. (2) and (3))

Contact Information

If you have questions, contact us at lgs@wisconsin.gov, (608) 266-8618 or (608) 261-5167.



State of Wisconsin • DEPARTMENT OF REVENUE

DIVISION OF STATE AND LOCAL FINANCE • BUREAU OF LOCAL GOVERNMENT SERVICES • 2135 RIMROCK RD MADISON, WI 53713

Mailing Address:
PO Box 8971 #6-97
Madison WI 53708-8971
Fax: (608) 264-6887
lgs@wisconsin.gov

September 13, 2024

LEXI PIERCE
TOWN OF ASHLAND
38552 RYEFIELD RD
HIGHBRIDGE WI 54846

Notice of Shared Revenue – 2025 Original Estimate

Notice Information

The Wisconsin Department of Revenue (DOR) is providing the **estimated** shared revenue amounts your local government will receive in 2025 under current state law for county and municipal aid, supplemental county and municipal aid, utility aid and the expenditure restraint incentive program. This does not include adjustments, shown on the July and November payment notices.

District	TOWN OF ASHLAND	County	ASHLAND	Co-muni code	02-004
-----------------	-----------------	---------------	---------	---------------------	--------

Estimate Information

For an explanation of each aid payment listed below, review the additional information in this notice.

2025 Original Estimate	
1. County and municipal aid	\$67,582.53
2. Utility aid	\$1,583.10
3. Supplemental county and municipal aid	\$40,765.33
4. Expenditure restraint incentive program	\$0.00
5. Total Estimated 2025 Payments (sum of Lines 1-4)	\$109,930.96

Payment Information

Your local government will receive two distributions in 2025 :

- July 28, 2025: 15% of Line 1, 2, and 3 and 100% of Line 4 (*shown above*)
- November 17, 2025: balance of your 2025 aid payments

County and Municipal Aid

Under state law, the county and municipal aid paid to each county and municipality must be equal to the amount determined in 2012 (sec. 79.036, Wis. Stats.) and adjusted for fallen protective services insurance reimbursement (sec. 79.036(4), Wis. Stats.).

County and Municipal Aid Calculation	
1. Prior year county and municipal aid	\$66,067.85
2. Increase due to sales tax revenue, including adjustments (<i>district changes</i>)	\$1,519.56
3. Fallen protective services insurance adjustment	-\$4.88
4. Fallen protective services insurance reimbursement (<i>reported to DOR</i>)	\$0.00
5. Total County and Municipal Aid (sum of Lines 1-4)	\$67,582.53

Utility Aid

- Under state law, utility aid is distributed to each county and municipality where tax-exempt utility property is located (sec. 79.04, Wis. Stats.)
- Utility companies report utility property information to DOR annually
- DOR uses the provided information to accurately calculate utility aid (*shown below*)

Utility Aid Calculation	
1. Net book value, <i>as of December 31, 2024 (including expected additions/retirements)</i>	\$527,700.00
2. Total net book value payment	\$1,583.10
3. Minimum payment	\$0.00
4. Megawatt capacity	0.0
5. Megawatt capacity payment	\$0.00
6. Closed/decommissioned production plant (phased down) payment	\$0.00
7. Subtotal (<i>sum of Lines 2, 3, 5 and 6</i>)	\$1,583.10
8. Population cap	\$246,500.00
9. Adjusted subtotal (<i>lesser of Line 7 or Line 8</i>)	\$1,583.10
10. Adjacent site incentive payment	\$0.00
11. Baseload incentive payment	\$0.00
12. Co-generation incentive payment	\$0.00
13. Alternative energy incentive payment	\$0.00
14. Total incentive payments (<i>sum of Lines 10 through 13</i>)	\$0.00
15. Spent nuclear fuel payment	\$0.00
16. Total Utility Aid – this is the utility aid payment listed on the front of the estimate (<i>sum of Lines 9, 14 and 15</i>)	\$1,583.10

Supplemental County and Municipal Aid

- Under state law, supplemental county and municipal aid paid to each county and municipality is determined by 2023 Wisconsin Act 12 (sec. 79.037, Wis. Stats.)
- For detailed information, review [county and municipal aid spreadsheet](#)

Supplemental County and Municipal Aid Calculation	
1. Prior year supplemental county and municipal aid	\$39,848.81
2. Increase due to sales tax revenue including adjustments (<i>district changes</i>)	\$916.52
3. Total Supplemental County and Municipal Aid (<i>sum of Lines 1 and 2</i>)	\$40,765.33

Expenditure Restraint Incentive Program

- Only municipalities are eligible to receive Expenditure Restraint Incentive Program (ERIP) payments
- Under state law, in 2025, each municipality will receive a payment that is equal to the amount of the payment received by the municipality in 2024 (sec. 79.05(4), Wis. Stats., from 2023 WI Act 12 – notwithstanding subs. (2) and (3))

Contact Information

If you have questions, contact us at lgs@wisconsin.gov, (608) 266-8618 or (608) 261-5167.



State of Wisconsin • DEPARTMENT OF REVENUE

DIVISION OF STATE AND LOCAL FINANCE • BUREAU OF LOCAL GOVERNMENT SERVICES • 2135 RIMROCK RD MADISON, WI 53713

Mailing Address:
PO Box 8971 #6-97
Madison WI 53708-8971
Fax: (608) 264-6887
lgs@wisconsin.gov

September 13, 2024

CINDY PRITZL
TOWN OF CHIPPEWA
PO BOX 276
BUTTERNUT WI 54514

Notice of Shared Revenue – 2025 Original Estimate

Notice Information

The Wisconsin Department of Revenue (DOR) is providing the **estimated** shared revenue amounts your local government will receive in 2025 under current state law for county and municipal aid, supplemental county and municipal aid, utility aid and the expenditure restraint incentive program. This does not include adjustments, shown on the July and November payment notices.

District	TOWN OF CHIPPEWA	County	ASHLAND	Co-muni code	02-006
-----------------	------------------	---------------	---------	---------------------	--------

Estimate Information

For an explanation of each aid payment listed below, review the additional information in this notice.

2025 Original Estimate	
1. County and municipal aid	\$14,677.53
2. Utility aid	\$0.00
3. Supplemental county and municipal aid	\$36,674.19
4. Expenditure restraint incentive program	\$0.00
5. Total Estimated 2025 Payments (sum of Lines 1-4)	\$51,351.72

Payment Information

Your local government will receive two distributions in 2025 :

- July 28, 2025: 15% of Line 1, 2, and 3 and 100% of Line 4 (*shown above*)
- November 17, 2025: balance of your 2025 aid payments

County and Municipal Aid

Under state law, the county and municipal aid paid to each county and municipality must be equal to the amount determined in 2012 (sec. 79.036, Wis. Stats.) and adjusted for fallen protective services insurance reimbursement (sec. 79.036(4), Wis. Stats.).

County and Municipal Aid Calculation	
1. Prior year county and municipal aid	\$14,348.57
2. Increase due to sales tax revenue, including adjustments (<i>district changes</i>)	\$330.02
3. Fallen protective services insurance adjustment	-\$1.06
4. Fallen protective services insurance reimbursement (<i>reported to DOR</i>)	\$0.00
5. Total County and Municipal Aid (sum of Lines 1-4)	\$14,677.53

Utility Aid

- Under state law, utility aid is distributed to each county and municipality where tax-exempt utility property is located (sec. 79.04, Wis. Stats.)
- Utility companies report utility property information to DOR annually
- DOR uses the provided information to accurately calculate utility aid (*shown below*)

Utility Aid Calculation	
1. Net book value, <i>as of December 31, 2024 (including expected additions/retirements)</i>	\$0.00
2. Total net book value payment	\$0.00
3. Minimum payment	\$0.00
4. Megawatt capacity	0.0
5. Megawatt capacity payment	\$0.00
6. Closed/decommissioned production plant (phased down) payment	\$0.00
7. Subtotal (<i>sum of Lines 2, 3, 5 and 6</i>)	\$0.00
8. Population cap	\$144,500.00
9. Adjusted subtotal (<i>lesser of Line 7 or Line 8</i>)	\$0.00
10. Adjacent site incentive payment	\$0.00
11. Baseload incentive payment	\$0.00
12. Co-generation incentive payment	\$0.00
13. Alternative energy incentive payment	\$0.00
14. Total incentive payments (<i>sum of Lines 10 through 13</i>)	\$0.00
15. Spent nuclear fuel payment	\$0.00
16. Total Utility Aid – this is the utility aid payment listed on the front of the estimate (<i>sum of Lines 9, 14 and 15</i>)	\$0.00

Supplemental County and Municipal Aid

- Under state law, supplemental county and municipal aid paid to each county and municipality is determined by 2023 Wisconsin Act 12 (sec. 79.037, Wis. Stats.)
- For detailed information, review [county and municipal aid spreadsheet](#)

Supplemental County and Municipal Aid Calculation	
1. Prior year supplemental county and municipal aid	\$35,849.65
2. Increase due to sales tax revenue including adjustments (<i>district changes</i>)	\$824.54
3. Total Supplemental County and Municipal Aid (<i>sum of Lines 1 and 2</i>)	\$36,674.19

Expenditure Restraint Incentive Program

- Only municipalities are eligible to receive Expenditure Restraint Incentive Program (ERIP) payments
- Under state law, in 2025, each municipality will receive a payment that is equal to the amount of the payment received by the municipality in 2024 (sec. 79.05(4), Wis. Stats., from 2023 WI Act 12 – notwithstanding subs. (2) and (3))

Contact Information

If you have questions, contact us at lgs@wisconsin.gov, (608) 266-8618 or (608) 261-5167.



State of Wisconsin • DEPARTMENT OF REVENUE

DIVISION OF STATE AND LOCAL FINANCE • BUREAU OF LOCAL GOVERNMENT SERVICES • 2135 RIMROCK RD MADISON, WI 53713

Mailing Address:
PO Box 8971 #6-97
Madison WI 53708-8971
Fax: (608) 264-6887
lgs@wisconsin.gov

September 13, 2024

LAURA MARTINSEN
TOWN OF GINGLES
50902 STATE HWY 112
ASHLAND WI 54806

Notice of Shared Revenue – 2025 Original Estimate

Notice Information

The Wisconsin Department of Revenue (DOR) is providing the **estimated** shared revenue amounts your local government will receive in 2025 under current state law for county and municipal aid, supplemental county and municipal aid, utility aid and the expenditure restraint incentive program. This does not include adjustments, shown on the July and November payment notices.

District	TOWN OF GINGLES	County	ASHLAND	Co-muni code	02-008
-----------------	-----------------	---------------	---------	---------------------	--------

Estimate Information

For an explanation of each aid payment listed below, review the additional information in this notice.

2025 Original Estimate	
1. County and municipal aid	\$38,149.02
2. Utility aid	\$21,972.04
3. Supplemental county and municipal aid	\$43,480.62
4. Expenditure restraint incentive program	\$0.00
5. Total Estimated 2025 Payments (sum of Lines 1-4)	\$103,601.68

Payment Information

Your local government will receive two distributions in 2025 :

- July 28, 2025: 15% of Line 1, 2, and 3 and 100% of Line 4 (*shown above*)
- November 17, 2025: balance of your 2025 aid payments

County and Municipal Aid

Under state law, the county and municipal aid paid to each county and municipality must be equal to the amount determined in 2012 (sec. 79.036, Wis. Stats.) and adjusted for fallen protective services insurance reimbursement (sec. 79.036(4), Wis. Stats.).

County and Municipal Aid Calculation	
1. Prior year county and municipal aid	\$37,294.02
2. Increase due to sales tax revenue, including adjustments (<i>district changes</i>)	\$857.76
3. Fallen protective services insurance adjustment	-\$2.76
4. Fallen protective services insurance reimbursement (<i>reported to DOR</i>)	\$0.00
5. Total County and Municipal Aid (sum of Lines 1-4)	\$38,149.02

Utility Aid

- Under state law, utility aid is distributed to each county and municipality where tax-exempt utility property is located (sec. 79.04, Wis. Stats.)
- Utility companies report utility property information to DOR annually
- DOR uses the provided information to accurately calculate utility aid (*shown below*)

Utility Aid Calculation	
1. Net book value, <i>as of December 31, 2024 (including expected additions/retirements)</i>	\$7,324,014.00
2. Total net book value payment	\$21,972.04
3. Minimum payment	\$0.00
4. Megawatt capacity	0.0
5. Megawatt capacity payment	\$0.00
6. Closed/decommissioned production plant (phased down) payment	\$0.00
7. Subtotal (<i>sum of Lines 2, 3, 5 and 6</i>)	\$21,972.04
8. Population cap	\$317,900.00
9. Adjusted subtotal (<i>lesser of Line 7 or Line 8</i>)	\$21,972.04
10. Adjacent site incentive payment	\$0.00
11. Baseload incentive payment	\$0.00
12. Co-generation incentive payment	\$0.00
13. Alternative energy incentive payment	\$0.00
14. Total incentive payments (<i>sum of Lines 10 through 13</i>)	\$0.00
15. Spent nuclear fuel payment	\$0.00
16. Total Utility Aid – this is the utility aid payment listed on the front of the estimate (<i>sum of Lines 9, 14 and 15</i>)	\$21,972.04

Supplemental County and Municipal Aid

- Under state law, supplemental county and municipal aid paid to each county and municipality is determined by 2023 Wisconsin Act 12 (sec. 79.037, Wis. Stats.)
- For detailed information, review [county and municipal aid spreadsheet](#)

Supplemental County and Municipal Aid Calculation	
1. Prior year supplemental county and municipal aid	\$42,503.05
2. Increase due to sales tax revenue including adjustments (<i>district changes</i>)	\$977.57
3. Total Supplemental County and Municipal Aid (<i>sum of Lines 1 and 2</i>)	\$43,480.62

Expenditure Restraint Incentive Program

- Only municipalities are eligible to receive Expenditure Restraint Incentive Program (ERIP) payments
- Under state law, in 2025, each municipality will receive a payment that is equal to the amount of the payment received by the municipality in 2024 (sec. 79.05(4), Wis. Stats., from 2023 WI Act 12 – notwithstanding subs. (2) and (3))

Contact Information

If you have questions, contact us at lgs@wisconsin.gov, (608) 266-8618 or (608) 261-5167.



State of Wisconsin • DEPARTMENT OF REVENUE

DIVISION OF STATE AND LOCAL FINANCE • BUREAU OF LOCAL GOVERNMENT SERVICES • 2135 RIMROCK RD MADISON, WI 53713

Mailing Address:
PO Box 8971 #6-97
Madison WI 53708-8971
Fax: (608) 264-6887
lgs@wisconsin.gov

September 13, 2024

CAROL HEINLEIN
TOWN OF GORDON
PO BOX 85
GLIDDEN WI 54527

Notice of Shared Revenue – 2025 Original Estimate

Notice Information

The Wisconsin Department of Revenue (DOR) is providing the **estimated** shared revenue amounts your local government will receive in 2025 under current state law for county and municipal aid, supplemental county and municipal aid, utility aid and the expenditure restraint incentive program. This does not include adjustments, shown on the July and November payment notices.

District	TOWN OF GORDON	County	ASHLAND	Co-muni code	02-010
-----------------	----------------	---------------	---------	---------------------	--------

Estimate Information

For an explanation of each aid payment listed below, review the additional information in this notice.

2025 Original Estimate	
1. County and municipal aid	\$5,390.06
2. Utility aid	\$1.08
3. Supplemental county and municipal aid	\$35,195.58
4. Expenditure restraint incentive program	\$0.00
5. Total Estimated 2025 Payments (sum of Lines 1-4)	\$40,586.72

Payment Information

Your local government will receive two distributions in 2025 :

- July 28, 2025: 15% of Line 1, 2, and 3 and 100% of Line 4 (*shown above*)
- November 17, 2025: balance of your 2025 aid payments

County and Municipal Aid

Under state law, the county and municipal aid paid to each county and municipality must be equal to the amount determined in 2012 (sec. 79.036, Wis. Stats.) and adjusted for fallen protective services insurance reimbursement (sec. 79.036(4), Wis. Stats.).

County and Municipal Aid Calculation	
1. Prior year county and municipal aid	\$5,269.26
2. Increase due to sales tax revenue, including adjustments (<i>district changes</i>)	\$121.19
3. Fallen protective services insurance adjustment	-\$0.39
4. Fallen protective services insurance reimbursement (<i>reported to DOR</i>)	\$0.00
5. Total County and Municipal Aid (sum of Lines 1-4)	\$5,390.06

Utility Aid

- Under state law, utility aid is distributed to each county and municipality where tax-exempt utility property is located (sec. 79.04, Wis. Stats.)
- Utility companies report utility property information to DOR annually
- DOR uses the provided information to accurately calculate utility aid (*shown below*)

Utility Aid Calculation	
1. Net book value, as of December 31, 2024 (including expected additions/retirements)	\$361.00
2. Total net book value payment	\$1.08
3. Minimum payment	\$0.00
4. Megawatt capacity	0.0
5. Megawatt capacity payment	\$0.00
6. Closed/decommissioned production plant (phased down) payment	\$0.00
7. Subtotal (sum of Lines 2, 3, 5 and 6)	\$1.08
8. Population cap	\$110,075.00
9. Adjusted subtotal (lesser of Line 7 or Line 8)	\$1.08
10. Adjacent site incentive payment	\$0.00
11. Baseload incentive payment	\$0.00
12. Co-generation incentive payment	\$0.00
13. Alternative energy incentive payment	\$0.00
14. Total incentive payments (sum of Lines 10 through 13)	\$0.00
15. Spent nuclear fuel payment	\$0.00
16. Total Utility Aid – this is the utility aid payment listed on the front of the estimate (sum of Lines 9, 14 and 15)	\$1.08

Supplemental County and Municipal Aid

- Under state law, supplemental county and municipal aid paid to each county and municipality is determined by 2023 Wisconsin Act 12 (sec. 79.037, Wis. Stats.)
- For detailed information, review [county and municipal aid spreadsheet](#)

Supplemental County and Municipal Aid Calculation	
1. Prior year supplemental county and municipal aid	\$34,404.28
2. Increase due to sales tax revenue including adjustments (district changes)	\$791.30
3. Total Supplemental County and Municipal Aid (sum of Lines 1 and 2)	\$35,195.58

Expenditure Restraint Incentive Program

- Only municipalities are eligible to receive Expenditure Restraint Incentive Program (ERIP) payments
- Under state law, in 2025, each municipality will receive a payment that is equal to the amount of the payment received by the municipality in 2024 (sec. 79.05(4), Wis. Stats., from 2023 WI Act 12 – notwithstanding subs. (2) and (3))

Contact Information

If you have questions, contact us at lgs@wisconsin.gov, (608) 266-8618 or (608) 261-5167.



State of Wisconsin • DEPARTMENT OF REVENUE

DIVISION OF STATE AND LOCAL FINANCE • BUREAU OF LOCAL GOVERNMENT SERVICES • 2135 RIMROCK RD MADISON, WI 53713

Mailing Address:
PO Box 8971 #6-97
Madison WI 53708-8971
Fax: (608) 264-6887
lgs@wisconsin.gov

September 13, 2024

KARI SCHMIDT
TOWN OF JACOBS
PO BOX 184
GLIDDEN WI 54527-0184

Notice of Shared Revenue – 2025 Original Estimate

Notice Information

The Wisconsin Department of Revenue (DOR) is providing the **estimated** shared revenue amounts your local government will receive in 2025 under current state law for county and municipal aid, supplemental county and municipal aid, utility aid and the expenditure restraint incentive program. This does not include adjustments, shown on the July and November payment notices.

District	TOWN OF JACOBS	County	ASHLAND	Co-muni code	02-012
-----------------	----------------	---------------	---------	---------------------	--------

Estimate Information

For an explanation of each aid payment listed below, review the additional information in this notice.

2025 Original Estimate	
1. County and municipal aid	\$146,223.36
2. Utility aid	\$374.24
3. Supplemental county and municipal aid	\$41,796.52
4. Expenditure restraint incentive program	\$0.00
5. Total Estimated 2025 Payments (sum of Lines 1-4)	\$188,394.12

Payment Information

Your local government will receive two distributions in 2025 :

- July 28, 2025: 15% of Line 1, 2, and 3 and 100% of Line 4 (*shown above*)
- November 17, 2025: balance of your 2025 aid payments

County and Municipal Aid

Under state law, the county and municipal aid paid to each county and municipality must be equal to the amount determined in 2012 (sec. 79.036, Wis. Stats.) and adjusted for fallen protective services insurance reimbursement (sec. 79.036(4), Wis. Stats.).

County and Municipal Aid Calculation	
1. Prior year county and municipal aid	\$142,946.16
2. Increase due to sales tax revenue, including adjustments (<i>district changes</i>)	\$3,287.76
3. Fallen protective services insurance adjustment	-\$10.56
4. Fallen protective services insurance reimbursement (<i>reported to DOR</i>)	\$0.00
5. Total County and Municipal Aid (sum of Lines 1-4)	\$146,223.36

Utility Aid

- Under state law, utility aid is distributed to each county and municipality where tax-exempt utility property is located (sec. 79.04, Wis. Stats.)
- Utility companies report utility property information to DOR annually
- DOR uses the provided information to accurately calculate utility aid (*shown below*)

Utility Aid Calculation	
1. Net book value, <i>as of December 31, 2024 (including expected additions/retirements)</i>	\$124,747.00
2. Total net book value payment	\$374.24
3. Minimum payment	\$0.00
4. Megawatt capacity	0.0
5. Megawatt capacity payment	\$0.00
6. Closed/decommissioned production plant (phased down) payment	\$0.00
7. Subtotal (<i>sum of Lines 2, 3, 5 and 6</i>)	\$374.24
8. Population cap	\$270,300.00
9. Adjusted subtotal (<i>lesser of Line 7 or Line 8</i>)	\$374.24
10. Adjacent site incentive payment	\$0.00
11. Baseload incentive payment	\$0.00
12. Co-generation incentive payment	\$0.00
13. Alternative energy incentive payment	\$0.00
14. Total incentive payments (<i>sum of Lines 10 through 13</i>)	\$0.00
15. Spent nuclear fuel payment	\$0.00
16. Total Utility Aid – this is the utility aid payment listed on the front of the estimate (<i>sum of Lines 9, 14 and 15</i>)	\$374.24

Supplemental County and Municipal Aid

- Under state law, supplemental county and municipal aid paid to each county and municipality is determined by 2023 Wisconsin Act 12 (sec. 79.037, Wis. Stats.)
- For detailed information, review [county and municipal aid spreadsheet](#)

Supplemental County and Municipal Aid Calculation	
1. Prior year supplemental county and municipal aid	\$40,856.81
2. Increase due to sales tax revenue including adjustments (<i>district changes</i>)	\$939.71
3. Total Supplemental County and Municipal Aid (<i>sum of Lines 1 and 2</i>)	\$41,796.52

Expenditure Restraint Incentive Program

- Only municipalities are eligible to receive Expenditure Restraint Incentive Program (ERIP) payments
- Under state law, in 2025, each municipality will receive a payment that is equal to the amount of the payment received by the municipality in 2024 (sec. 79.05(4), Wis. Stats., from 2023 WI Act 12 – notwithstanding subs. (2) and (3))

Contact Information

If you have questions, contact us at lgs@wisconsin.gov, (608) 266-8618 or (608) 261-5167.



State of Wisconsin • DEPARTMENT OF REVENUE

DIVISION OF STATE AND LOCAL FINANCE • BUREAU OF LOCAL GOVERNMENT SERVICES • 2135 RIMROCK RD MADISON, WI 53713

Mailing Address:
PO Box 8971 #6-97
Madison WI 53708-8971
Fax: (608) 264-6887
lgs@wisconsin.gov

September 13, 2024

ALEX SMITH
TOWN OF LA POINTE
240 BIG BAY ROAD, PO BOX 270
LA POINTE WI 54850-0270

Notice of Shared Revenue – 2025 Original Estimate

Notice Information

The Wisconsin Department of Revenue (DOR) is providing the **estimated** shared revenue amounts your local government will receive in 2025 under current state law for county and municipal aid, supplemental county and municipal aid, utility aid and the expenditure restraint incentive program. This does not include adjustments, shown on the July and November payment notices.

District	TOWN OF LA POINTE	County	ASHLAND	Co-muni code	02-014
-----------------	-------------------	---------------	---------	---------------------	--------

Estimate Information

For an explanation of each aid payment listed below, review the additional information in this notice.

2025 Original Estimate	
1. County and municipal aid	\$6,822.23
2. Utility aid	\$0.00
3. Supplemental county and municipal aid	\$38,083.88
4. Expenditure restraint incentive program	\$0.00
5. Total Estimated 2025 Payments (sum of Lines 1-4)	\$44,906.11

Payment Information

Your local government will receive two distributions in 2025 :

- July 28, 2025: 15% of Line 1, 2, and 3 and 100% of Line 4 (*shown above*)
- November 17, 2025: balance of your 2025 aid payments

County and Municipal Aid

Under state law, the county and municipal aid paid to each county and municipality must be equal to the amount determined in 2012 (sec. 79.036, Wis. Stats.) and adjusted for fallen protective services insurance reimbursement (sec. 79.036(4), Wis. Stats.).

County and Municipal Aid Calculation	
1. Prior year county and municipal aid	\$6,669.33
2. Increase due to sales tax revenue, including adjustments (<i>district changes</i>)	\$153.39
3. Fallen protective services insurance adjustment	-\$0.49
4. Fallen protective services insurance reimbursement (<i>reported to DOR</i>)	\$0.00
5. Total County and Municipal Aid (sum of Lines 1-4)	\$6,822.23

Utility Aid

- Under state law, utility aid is distributed to each county and municipality where tax-exempt utility property is located (sec. 79.04, Wis. Stats.)
- Utility companies report utility property information to DOR annually
- DOR uses the provided information to accurately calculate utility aid (*shown below*)

Utility Aid Calculation	
1. Net book value, <i>as of December 31, 2024 (including expected additions/retirements)</i>	\$0.00
2. Total net book value payment	\$0.00
3. Minimum payment	\$0.00
4. Megawatt capacity	0.0
5. Megawatt capacity payment	\$0.00
6. Closed/decommissioned production plant (phased down) payment	\$0.00
7. Subtotal (<i>sum of Lines 2, 3, 5 and 6</i>)	\$0.00
8. Population cap	\$191,675.00
9. Adjusted subtotal (<i>lesser of Line 7 or Line 8</i>)	\$0.00
10. Adjacent site incentive payment	\$0.00
11. Baseload incentive payment	\$0.00
12. Co-generation incentive payment	\$0.00
13. Alternative energy incentive payment	\$0.00
14. Total incentive payments (<i>sum of Lines 10 through 13</i>)	\$0.00
15. Spent nuclear fuel payment	\$0.00
16. Total Utility Aid – this is the utility aid payment listed on the front of the estimate (<i>sum of Lines 9, 14 and 15</i>)	\$0.00

Supplemental County and Municipal Aid

- Under state law, supplemental county and municipal aid paid to each county and municipality is determined by 2023 Wisconsin Act 12 (sec. 79.037, Wis. Stats.)
- For detailed information, review [county and municipal aid spreadsheet](#)

Supplemental County and Municipal Aid Calculation	
1. Prior year supplemental county and municipal aid	\$37,227.64
2. Increase due to sales tax revenue including adjustments (<i>district changes</i>)	\$856.24
3. Total Supplemental County and Municipal Aid (<i>sum of Lines 1 and 2</i>)	\$38,083.88

Expenditure Restraint Incentive Program

- Only municipalities are eligible to receive Expenditure Restraint Incentive Program (ERIP) payments
- Under state law, in 2025, each municipality will receive a payment that is equal to the amount of the payment received by the municipality in 2024 (sec. 79.05(4), Wis. Stats., from 2023 WI Act 12 – notwithstanding subs. (2) and (3))

Contact Information

If you have questions, contact us at lgs@wisconsin.gov, (608) 266-8618 or (608) 261-5167.



State of Wisconsin • DEPARTMENT OF REVENUE

DIVISION OF STATE AND LOCAL FINANCE • BUREAU OF LOCAL GOVERNMENT SERVICES • 2135 RIMROCK RD MADISON, WI 53713

Mailing Address:
PO Box 8971 #6-97
Madison WI 53708-8971
Fax: (608) 264-6887
lgs@wisconsin.gov

September 13, 2024

KIMBERLY PADJEN
TOWN OF MARENGO
2639 14TH STREET
EAU CLAIRE WI 54703-2622

Notice of Shared Revenue – 2025 Original Estimate

Notice Information

The Wisconsin Department of Revenue (DOR) is providing the **estimated** shared revenue amounts your local government will receive in 2025 under current state law for county and municipal aid, supplemental county and municipal aid, utility aid and the expenditure restraint incentive program. This does not include adjustments, shown on the July and November payment notices.

District	TOWN OF MARENGO	County	ASHLAND	Co-muni code	02-016
-----------------	-----------------	---------------	---------	---------------------	--------

Estimate Information

For an explanation of each aid payment listed below, review the additional information in this notice.

2025 Original Estimate	
1. County and municipal aid	\$33,081.07
2. Utility aid	\$471.89
3. Supplemental county and municipal aid	\$38,668.35
4. Expenditure restraint incentive program	\$0.00
5. Total Estimated 2025 Payments (sum of Lines 1-4)	\$72,221.31

Payment Information

Your local government will receive two distributions in 2025 :

- July 28, 2025: 15% of Line 1, 2, and 3 and 100% of Line 4 (*shown above*)
- November 17, 2025: balance of your 2025 aid payments

County and Municipal Aid

Under state law, the county and municipal aid paid to each county and municipality must be equal to the amount determined in 2012 (sec. 79.036, Wis. Stats.) and adjusted for fallen protective services insurance reimbursement (sec. 79.036(4), Wis. Stats.).

County and Municipal Aid Calculation	
1. Prior year county and municipal aid	\$32,339.65
2. Increase due to sales tax revenue, including adjustments (<i>district changes</i>)	\$743.81
3. Fallen protective services insurance adjustment	-\$2.39
4. Fallen protective services insurance reimbursement (<i>reported to DOR</i>)	\$0.00
5. Total County and Municipal Aid (sum of Lines 1-4)	\$33,081.07

Utility Aid

- Under state law, utility aid is distributed to each county and municipality where tax-exempt utility property is located (sec. 79.04, Wis. Stats.)
- Utility companies report utility property information to DOR annually
- DOR uses the provided information to accurately calculate utility aid (*shown below*)

Utility Aid Calculation	
1. Net book value, <i>as of December 31, 2024 (including expected additions/retirements)</i>	\$157,295.00
2. Total net book value payment	\$471.89
3. Minimum payment	\$0.00
4. Megawatt capacity	0.0
5. Megawatt capacity payment	\$0.00
6. Closed/decommissioned production plant (phased down) payment	\$0.00
7. Subtotal (<i>sum of Lines 2, 3, 5 and 6</i>)	\$471.89
8. Population cap	\$205,275.00
9. Adjusted subtotal (<i>lesser of Line 7 or Line 8</i>)	\$471.89
10. Adjacent site incentive payment	\$0.00
11. Baseload incentive payment	\$0.00
12. Co-generation incentive payment	\$0.00
13. Alternative energy incentive payment	\$0.00
14. Total incentive payments (<i>sum of Lines 10 through 13</i>)	\$0.00
15. Spent nuclear fuel payment	\$0.00
16. Total Utility Aid – this is the utility aid payment listed on the front of the estimate (<i>sum of Lines 9, 14 and 15</i>)	\$471.89

Supplemental County and Municipal Aid

- Under state law, supplemental county and municipal aid paid to each county and municipality is determined by 2023 Wisconsin Act 12 (sec. 79.037, Wis. Stats.)
- For detailed information, review [county and municipal aid spreadsheet](#)

Supplemental County and Municipal Aid Calculation	
1. Prior year supplemental county and municipal aid	\$37,798.97
2. Increase due to sales tax revenue including adjustments (<i>district changes</i>)	\$869.38
3. Total Supplemental County and Municipal Aid (<i>sum of Lines 1 and 2</i>)	\$38,668.35

Expenditure Restraint Incentive Program

- Only municipalities are eligible to receive Expenditure Restraint Incentive Program (ERIP) payments
- Under state law, in 2025, each municipality will receive a payment that is equal to the amount of the payment received by the municipality in 2024 (sec. 79.05(4), Wis. Stats., from 2023 WI Act 12 – notwithstanding subs. (2) and (3))

Contact Information

If you have questions, contact us at lgs@wisconsin.gov, (608) 266-8618 or (608) 261-5167.



State of Wisconsin • DEPARTMENT OF REVENUE

DIVISION OF STATE AND LOCAL FINANCE • BUREAU OF LOCAL GOVERNMENT SERVICES • 2135 RIMROCK RD MADISON, WI 53713

Mailing Address:
PO Box 8971 #6-97
Madison WI 53708-8971
Fax: (608) 264-6887
lgs@wisconsin.gov

September 13, 2024

THERESA KOOSMANN
TOWN OF MORSE
PO BOX 227
MELLEN WI 54546-0227

Notice of Shared Revenue – 2025 Original Estimate

Notice Information

The Wisconsin Department of Revenue (DOR) is providing the **estimated** shared revenue amounts your local government will receive in 2025 under current state law for county and municipal aid, supplemental county and municipal aid, utility aid and the expenditure restraint incentive program. This does not include adjustments, shown on the July and November payment notices.

District	TOWN OF MORSE	County	ASHLAND	Co-muni code	02-018
-----------------	---------------	---------------	---------	---------------------	--------

Estimate Information

For an explanation of each aid payment listed below, review the additional information in this notice.

2025 Original Estimate	
1. County and municipal aid	\$23,352.41
2. Utility aid	\$3.97
3. Supplemental county and municipal aid	\$39,269.97
4. Expenditure restraint incentive program	\$0.00
5. Total Estimated 2025 Payments (sum of Lines 1-4)	\$62,626.35

Payment Information

Your local government will receive two distributions in 2025 :

- July 28, 2025: 15% of Line 1, 2, and 3 and 100% of Line 4 (*shown above*)
- November 17, 2025: balance of your 2025 aid payments

County and Municipal Aid

Under state law, the county and municipal aid paid to each county and municipality must be equal to the amount determined in 2012 (sec. 79.036, Wis. Stats.) and adjusted for fallen protective services insurance reimbursement (sec. 79.036(4), Wis. Stats.).

County and Municipal Aid Calculation	
1. Prior year county and municipal aid	\$22,829.03
2. Increase due to sales tax revenue, including adjustments (<i>district changes</i>)	\$525.07
3. Fallen protective services insurance adjustment	-\$1.69
4. Fallen protective services insurance reimbursement (<i>reported to DOR</i>)	\$0.00
5. Total County and Municipal Aid (sum of Lines 1-4)	\$23,352.41

Utility Aid

- Under state law, utility aid is distributed to each county and municipality where tax-exempt utility property is located (sec. 79.04, Wis. Stats.)
- Utility companies report utility property information to DOR annually
- DOR uses the provided information to accurately calculate utility aid (*shown below*)

Utility Aid Calculation	
1. Net book value, <i>as of December 31, 2024 (including expected additions/retirements)</i>	\$1,323.00
2. Total net book value payment	\$3.97
3. Minimum payment	\$0.00
4. Megawatt capacity	0.0
5. Megawatt capacity payment	\$0.00
6. Closed/decommissioned production plant (phased down) payment	\$0.00
7. Subtotal (<i>sum of Lines 2, 3, 5 and 6</i>)	\$3.97
8. Population cap	\$215,475.00
9. Adjusted subtotal (<i>lesser of Line 7 or Line 8</i>)	\$3.97
10. Adjacent site incentive payment	\$0.00
11. Baseload incentive payment	\$0.00
12. Co-generation incentive payment	\$0.00
13. Alternative energy incentive payment	\$0.00
14. Total incentive payments (<i>sum of Lines 10 through 13</i>)	\$0.00
15. Spent nuclear fuel payment	\$0.00
16. Total Utility Aid – this is the utility aid payment listed on the front of the estimate (<i>sum of Lines 9, 14 and 15</i>)	\$3.97

Supplemental County and Municipal Aid

- Under state law, supplemental county and municipal aid paid to each county and municipality is determined by 2023 Wisconsin Act 12 (sec. 79.037, Wis. Stats.)
- For detailed information, review [county and municipal aid spreadsheet](#)

Supplemental County and Municipal Aid Calculation	
1. Prior year supplemental county and municipal aid	\$38,387.07
2. Increase due to sales tax revenue including adjustments (<i>district changes</i>)	\$882.90
3. Total Supplemental County and Municipal Aid (<i>sum of Lines 1 and 2</i>)	\$39,269.97

Expenditure Restraint Incentive Program

- Only municipalities are eligible to receive Expenditure Restraint Incentive Program (ERIP) payments
- Under state law, in 2025, each municipality will receive a payment that is equal to the amount of the payment received by the municipality in 2024 (sec. 79.05(4), Wis. Stats., from 2023 WI Act 12 – notwithstanding subs. (2) and (3))

Contact Information

If you have questions, contact us at lgs@wisconsin.gov, (608) 266-8618 or (608) 261-5167.



State of Wisconsin • DEPARTMENT OF REVENUE

DIVISION OF STATE AND LOCAL FINANCE • BUREAU OF LOCAL GOVERNMENT SERVICES • 2135 RIMROCK RD MADISON, WI 53713

Mailing Address:
PO Box 8971 #6-97
Madison WI 53708-8971
Fax: (608) 264-6887
lgs@wisconsin.gov

September 13, 2024

PATRICIA CEBERY
TOWN OF PEEKSVILLE
79242 SINKHOLE ROAD
GLIDDEN WI 54527-9762

Notice of Shared Revenue – 2025 Original Estimate

Notice Information

The Wisconsin Department of Revenue (DOR) is providing the **estimated** shared revenue amounts your local government will receive in 2025 under current state law for county and municipal aid, supplemental county and municipal aid, utility aid and the expenditure restraint incentive program. This does not include adjustments, shown on the July and November payment notices.

District	TOWN OF PEEKSVILLE	County	ASHLAND	Co-muni code	02-020
-----------------	--------------------	---------------	---------	---------------------	--------

Estimate Information

For an explanation of each aid payment listed below, review the additional information in this notice.

2025 Original Estimate	
1. County and municipal aid	\$15,440.94
2. Utility aid	\$0.00
3. Supplemental county and municipal aid	\$33,046.15
4. Expenditure restraint incentive program	\$0.00
5. Total Estimated 2025 Payments (sum of Lines 1-4)	\$48,487.09

Payment Information

Your local government will receive two distributions in 2025 :

- July 28, 2025: 15% of Line 1, 2, and 3 and 100% of Line 4 (*shown above*)
- November 17, 2025: balance of your 2025 aid payments

County and Municipal Aid

Under state law, the county and municipal aid paid to each county and municipality must be equal to the amount determined in 2012 (sec. 79.036, Wis. Stats.) and adjusted for fallen protective services insurance reimbursement (sec. 79.036(4), Wis. Stats.).

County and Municipal Aid Calculation	
1. Prior year county and municipal aid	\$15,094.88
2. Increase due to sales tax revenue, including adjustments (<i>district changes</i>)	\$347.18
3. Fallen protective services insurance adjustment	-\$1.12
4. Fallen protective services insurance reimbursement (<i>reported to DOR</i>)	\$0.00
5. Total County and Municipal Aid (sum of Lines 1-4)	\$15,440.94

Utility Aid

- Under state law, utility aid is distributed to each county and municipality where tax-exempt utility property is located (sec. 79.04, Wis. Stats.)
- Utility companies report utility property information to DOR annually
- DOR uses the provided information to accurately calculate utility aid (*shown below*)

Utility Aid Calculation	
1. Net book value, <i>as of December 31, 2024 (including expected additions/retirements)</i>	\$0.00
2. Total net book value payment	\$0.00
3. Minimum payment	\$0.00
4. Megawatt capacity	0.0
5. Megawatt capacity payment	\$0.00
6. Closed/decommissioned production plant (phased down) payment	\$0.00
7. Subtotal (<i>sum of Lines 2, 3, 5 and 6</i>)	\$0.00
8. Population cap	\$56,950.00
9. Adjusted subtotal (<i>lesser of Line 7 or Line 8</i>)	\$0.00
10. Adjacent site incentive payment	\$0.00
11. Baseload incentive payment	\$0.00
12. Co-generation incentive payment	\$0.00
13. Alternative energy incentive payment	\$0.00
14. Total incentive payments (<i>sum of Lines 10 through 13</i>)	\$0.00
15. Spent nuclear fuel payment	\$0.00
16. Total Utility Aid – this is the utility aid payment listed on the front of the estimate (<i>sum of Lines 9, 14 and 15</i>)	\$0.00

Supplemental County and Municipal Aid

- Under state law, supplemental county and municipal aid paid to each county and municipality is determined by 2023 Wisconsin Act 12 (sec. 79.037, Wis. Stats.)
- For detailed information, review [county and municipal aid spreadsheet](#)

Supplemental County and Municipal Aid Calculation	
1. Prior year supplemental county and municipal aid	\$32,303.18
2. Increase due to sales tax revenue including adjustments (<i>district changes</i>)	\$742.97
3. Total Supplemental County and Municipal Aid (<i>sum of Lines 1 and 2</i>)	\$33,046.15

Expenditure Restraint Incentive Program

- Only municipalities are eligible to receive Expenditure Restraint Incentive Program (ERIP) payments
- Under state law, in 2025, each municipality will receive a payment that is equal to the amount of the payment received by the municipality in 2024 (sec. 79.05(4), Wis. Stats., from 2023 WI Act 12 – notwithstanding subs. (2) and (3))

Contact Information

If you have questions, contact us at lgs@wisconsin.gov, (608) 266-8618 or (608) 261-5167.



State of Wisconsin • DEPARTMENT OF REVENUE

DIVISION OF STATE AND LOCAL FINANCE • BUREAU OF LOCAL GOVERNMENT SERVICES • 2135 RIMROCK RD MADISON, WI 53713

Mailing Address:
PO Box 8971 #6-97
Madison WI 53708-8971
Fax: (608) 264-6887
lgs@wisconsin.gov

September 13, 2024

JAMIE WEAVER
TOWN OF SANBORN
PO BOX 1021
ASHLAND WI 54806-1021

Notice of Shared Revenue – 2025 Original Estimate

Notice Information

The Wisconsin Department of Revenue (DOR) is providing the **estimated** shared revenue amounts your local government will receive in 2025 under current state law for county and municipal aid, supplemental county and municipal aid, utility aid and the expenditure restraint incentive program. This does not include adjustments, shown on the July and November payment notices.

District	TOWN OF SANBORN	County	ASHLAND	Co-muni code	02-022
-----------------	-----------------	---------------	---------	---------------------	--------

Estimate Information

For an explanation of each aid payment listed below, review the additional information in this notice.

2025 Original Estimate	
1. County and municipal aid	\$99,068.27
2. Utility aid	\$2.30
3. Supplemental county and municipal aid	\$54,353.58
4. Expenditure restraint incentive program	\$3,236.30
5. Total Estimated 2025 Payments (sum of Lines 1-4)	\$156,660.45

Payment Information

Your local government will receive two distributions in 2025 :

- July 28, 2025: 15% of Line 1, 2, and 3 and 100% of Line 4 (*shown above*)
- November 17, 2025: balance of your 2025 aid payments

County and Municipal Aid

Under state law, the county and municipal aid paid to each county and municipality must be equal to the amount determined in 2012 (sec. 79.036, Wis. Stats.) and adjusted for fallen protective services insurance reimbursement (sec. 79.036(4), Wis. Stats.).

County and Municipal Aid Calculation	
1. Prior year county and municipal aid	\$96,847.93
2. Increase due to sales tax revenue, including adjustments (<i>district changes</i>)	\$2,227.50
3. Fallen protective services insurance adjustment	-\$7.16
4. Fallen protective services insurance reimbursement (<i>reported to DOR</i>)	\$0.00
5. Total County and Municipal Aid (sum of Lines 1-4)	\$99,068.27

Utility Aid

- Under state law, utility aid is distributed to each county and municipality where tax-exempt utility property is located (sec. 79.04, Wis. Stats.)
- Utility companies report utility property information to DOR annually
- DOR uses the provided information to accurately calculate utility aid (*shown below*)

Utility Aid Calculation	
1. Net book value, <i>as of December 31, 2024 (including expected additions/retirements)</i>	\$765.00
2. Total net book value payment	\$2.30
3. Minimum payment	\$0.00
4. Megawatt capacity	0.0
5. Megawatt capacity payment	\$0.00
6. Closed/decommissioned production plant (phased down) payment	\$0.00
7. Subtotal (<i>sum of Lines 2, 3, 5 and 6</i>)	\$2.30
8. Population cap	\$580,975.00
9. Adjusted subtotal (<i>lesser of Line 7 or Line 8</i>)	\$2.30
10. Adjacent site incentive payment	\$0.00
11. Baseload incentive payment	\$0.00
12. Co-generation incentive payment	\$0.00
13. Alternative energy incentive payment	\$0.00
14. Total incentive payments (<i>sum of Lines 10 through 13</i>)	\$0.00
15. Spent nuclear fuel payment	\$0.00
16. Total Utility Aid – this is the utility aid payment listed on the front of the estimate (<i>sum of Lines 9, 14 and 15</i>)	\$2.30

Supplemental County and Municipal Aid

- Under state law, supplemental county and municipal aid paid to each county and municipality is determined by 2023 Wisconsin Act 12 (sec. 79.037, Wis. Stats.)
- For detailed information, review [county and municipal aid spreadsheet](#)

Supplemental County and Municipal Aid Calculation	
1. Prior year supplemental county and municipal aid	\$53,131.55
2. Increase due to sales tax revenue including adjustments (<i>district changes</i>)	\$1,222.03
3. Total Supplemental County and Municipal Aid (<i>sum of Lines 1 and 2</i>)	\$54,353.58

Expenditure Restraint Incentive Program

- Only municipalities are eligible to receive Expenditure Restraint Incentive Program (ERIP) payments
- Under state law, in 2025, each municipality will receive a payment that is equal to the amount of the payment received by the municipality in 2024 (sec. 79.05(4), Wis. Stats., from 2023 WI Act 12 – notwithstanding subs. (2) and (3))

Contact Information

If you have questions, contact us at lgs@wisconsin.gov, (608) 266-8618 or (608) 261-5167.



State of Wisconsin • DEPARTMENT OF REVENUE

DIVISION OF STATE AND LOCAL FINANCE • BUREAU OF LOCAL GOVERNMENT SERVICES • 2135 RIMROCK RD MADISON, WI 53713

Mailing Address:
PO Box 8971 #6-97
Madison WI 53708-8971
Fax: (608) 264-6887
lgs@wisconsin.gov

September 13, 2024

CYNTHIA EDER
TOWN OF SHANAGOLDEN
19965 BAY ROAD
GLIDDEN WI 54527

Notice of Shared Revenue – 2025 Original Estimate

Notice Information

The Wisconsin Department of Revenue (DOR) is providing the **estimated** shared revenue amounts your local government will receive in 2025 under current state law for county and municipal aid, supplemental county and municipal aid, utility aid and the expenditure restraint incentive program. This does not include adjustments, shown on the July and November payment notices.

District	TOWN OF SHANAGOLDEN	County	ASHLAND	Co-muni code	02-024
-----------------	---------------------	---------------	---------	---------------------	--------

Estimate Information

For an explanation of each aid payment listed below, review the additional information in this notice.

2025 Original Estimate	
1. County and municipal aid	\$4,556.60
2. Utility aid	\$0.00
3. Supplemental county and municipal aid	\$32,942.97
4. Expenditure restraint incentive program	\$0.00
5. Total Estimated 2025 Payments (sum of Lines 1-4)	\$37,499.57

Payment Information

Your local government will receive two distributions in 2025 :

- July 28, 2025: 15% of Line 1, 2, and 3 and 100% of Line 4 (*shown above*)
- November 17, 2025: balance of your 2025 aid payments

County and Municipal Aid

Under state law, the county and municipal aid paid to each county and municipality must be equal to the amount determined in 2012 (sec. 79.036, Wis. Stats.) and adjusted for fallen protective services insurance reimbursement (sec. 79.036(4), Wis. Stats.).

County and Municipal Aid Calculation	
1. Prior year county and municipal aid	\$4,454.48
2. Increase due to sales tax revenue, including adjustments (<i>district changes</i>)	\$102.45
3. Fallen protective services insurance adjustment	-\$0.33
4. Fallen protective services insurance reimbursement (<i>reported to DOR</i>)	\$0.00
5. Total County and Municipal Aid (sum of Lines 1-4)	\$4,556.60

Utility Aid

- Under state law, utility aid is distributed to each county and municipality where tax-exempt utility property is located (sec. 79.04, Wis. Stats.)
- Utility companies report utility property information to DOR annually
- DOR uses the provided information to accurately calculate utility aid (*shown below*)

Utility Aid Calculation	
1. Net book value, <i>as of December 31, 2024 (including expected additions/retirements)</i>	\$0.00
2. Total net book value payment	\$0.00
3. Minimum payment	\$0.00
4. Megawatt capacity	0.0
5. Megawatt capacity payment	\$0.00
6. Closed/decommissioned production plant (phased down) payment	\$0.00
7. Subtotal (<i>sum of Lines 2, 3, 5 and 6</i>)	\$0.00
8. Population cap	\$54,400.00
9. Adjusted subtotal (<i>lesser of Line 7 or Line 8</i>)	\$0.00
10. Adjacent site incentive payment	\$0.00
11. Baseload incentive payment	\$0.00
12. Co-generation incentive payment	\$0.00
13. Alternative energy incentive payment	\$0.00
14. Total incentive payments (<i>sum of Lines 10 through 13</i>)	\$0.00
15. Spent nuclear fuel payment	\$0.00
16. Total Utility Aid – this is the utility aid payment listed on the front of the estimate (<i>sum of Lines 9, 14 and 15</i>)	\$0.00

Supplemental County and Municipal Aid

- Under state law, supplemental county and municipal aid paid to each county and municipality is determined by 2023 Wisconsin Act 12 (sec. 79.037, Wis. Stats.)
- For detailed information, review [county and municipal aid spreadsheet](#)

Supplemental County and Municipal Aid Calculation	
1. Prior year supplemental county and municipal aid	\$32,202.32
2. Increase due to sales tax revenue including adjustments (<i>district changes</i>)	\$740.65
3. Total Supplemental County and Municipal Aid (<i>sum of Lines 1 and 2</i>)	\$32,942.97

Expenditure Restraint Incentive Program

- Only municipalities are eligible to receive Expenditure Restraint Incentive Program (ERIP) payments
- Under state law, in 2025, each municipality will receive a payment that is equal to the amount of the payment received by the municipality in 2024 (sec. 79.05(4), Wis. Stats., from 2023 WI Act 12 – notwithstanding subs. (2) and (3))

Contact Information

If you have questions, contact us at lgs@wisconsin.gov, (608) 266-8618 or (608) 261-5167.



State of Wisconsin • DEPARTMENT OF REVENUE

DIVISION OF STATE AND LOCAL FINANCE • BUREAU OF LOCAL GOVERNMENT SERVICES • 2135 RIMROCK RD MADISON, WI 53713

Mailing Address:
PO Box 8971 #6-97
Madison WI 53708-8971
Fax: (608) 264-6887
lgs@wisconsin.gov

September 13, 2024

VALERIE JOLMA
TOWN OF WHITE RIVER
1015 14TH AVE W
ASHLAND WI 54806

Notice of Shared Revenue – 2025 Original Estimate

Notice Information

The Wisconsin Department of Revenue (DOR) is providing the **estimated** shared revenue amounts your local government will receive in 2025 under current state law for county and municipal aid, supplemental county and municipal aid, utility aid and the expenditure restraint incentive program. This does not include adjustments, shown on the July and November payment notices.

District	TOWN OF WHITE RIVER	County	ASHLAND	Co-muni code	02-026
-----------------	---------------------	---------------	---------	---------------------	--------

Estimate Information

For an explanation of each aid payment listed below, review the additional information in this notice.

2025 Original Estimate	
1. County and municipal aid	\$53,122.70
2. Utility aid	\$1,009.24
3. Supplemental county and municipal aid	\$49,115.71
4. Expenditure restraint incentive program	\$0.00
5. Total Estimated 2025 Payments (sum of Lines 1-4)	\$103,247.65

Payment Information

Your local government will receive two distributions in 2025 :

- July 28, 2025: 15% of Line 1, 2, and 3 and 100% of Line 4 (*shown above*)
- November 17, 2025: balance of your 2025 aid payments

County and Municipal Aid

Under state law, the county and municipal aid paid to each county and municipality must be equal to the amount determined in 2012 (sec. 79.036, Wis. Stats.) and adjusted for fallen protective services insurance reimbursement (sec. 79.036(4), Wis. Stats.).

County and Municipal Aid Calculation	
1. Prior year county and municipal aid	\$51,932.10
2. Increase due to sales tax revenue, including adjustments (<i>district changes</i>)	\$1,194.44
3. Fallen protective services insurance adjustment	-\$3.84
4. Fallen protective services insurance reimbursement (<i>reported to DOR</i>)	\$0.00
5. Total County and Municipal Aid (sum of Lines 1-4)	\$53,122.70

Utility Aid

- Under state law, utility aid is distributed to each county and municipality where tax-exempt utility property is located (sec. 79.04, Wis. Stats.)
- Utility companies report utility property information to DOR annually
- DOR uses the provided information to accurately calculate utility aid (*shown below*)

Utility Aid Calculation	
1. Net book value, <i>as of December 31, 2024 (including expected additions/retirements)</i>	\$114,190.00
2. Total net book value payment	\$342.57
3. Minimum payment	\$0.00
4. Megawatt capacity	1.0
5. Megawatt capacity payment	\$666.67
6. Closed/decommissioned production plant (phased down) payment	\$0.00
7. Subtotal (<i>sum of Lines 2, 3, 5 and 6</i>)	\$1,009.24
8. Population cap	\$460,275.00
9. Adjusted subtotal (<i>lesser of Line 7 or Line 8</i>)	\$1,009.24
10. Adjacent site incentive payment	\$0.00
11. Baseload incentive payment	\$0.00
12. Co-generation incentive payment	\$0.00
13. Alternative energy incentive payment	\$0.00
14. Total incentive payments (<i>sum of Lines 10 through 13</i>)	\$0.00
15. Spent nuclear fuel payment	\$0.00
16. Total Utility Aid – this is the utility aid payment listed on the front of the estimate (<i>sum of Lines 9, 14 and 15</i>)	\$1,009.24

Supplemental County and Municipal Aid

- Under state law, supplemental county and municipal aid paid to each county and municipality is determined by 2023 Wisconsin Act 12 (sec. 79.037, Wis. Stats.)
- For detailed information, review [county and municipal aid spreadsheet](#)

Supplemental County and Municipal Aid Calculation	
1. Prior year supplemental county and municipal aid	\$48,011.45
2. Increase due to sales tax revenue including adjustments (<i>district changes</i>)	\$1,104.26
3. Total Supplemental County and Municipal Aid (<i>sum of Lines 1 and 2</i>)	\$49,115.71

Expenditure Restraint Incentive Program

- Only municipalities are eligible to receive Expenditure Restraint Incentive Program (ERIP) payments
- Under state law, in 2025, each municipality will receive a payment that is equal to the amount of the payment received by the municipality in 2024 (sec. 79.05(4), Wis. Stats., from 2023 WI Act 12 – notwithstanding subs. (2) and (3))

Contact Information

If you have questions, contact us at lgs@wisconsin.gov, (608) 266-8618 or (608) 261-5167.



State of Wisconsin • DEPARTMENT OF REVENUE

DIVISION OF STATE AND LOCAL FINANCE • BUREAU OF LOCAL GOVERNMENT SERVICES • 2135 RIMROCK RD MADISON, WI 53713

Mailing Address:
PO Box 8971 #6-97
Madison WI 53708-8971
Fax: (608) 264-6887
lgs@wisconsin.gov

September 13, 2024

CINDY PRITZL
VILLAGE OF BUTTERNUT
PO BOX 276
BUTTERNUT WI 54514-0104

Notice of Shared Revenue – 2025 Original Estimate

Notice Information

The Wisconsin Department of Revenue (DOR) is providing the **estimated** shared revenue amounts your local government will receive in 2025 under current state law for county and municipal aid, supplemental county and municipal aid, utility aid and the expenditure restraint incentive program. This does not include adjustments, shown on the July and November payment notices.

District	VILLAGE OF BUTTERNUT	County	ASHLAND	Co-muni code	02-106
-----------------	----------------------	---------------	---------	---------------------	--------

Estimate Information

For an explanation of each aid payment listed below, review the additional information in this notice.

2025 Original Estimate	
1. County and municipal aid	\$141,703.19
2. Utility aid	\$638.92
3. Supplemental county and municipal aid	\$36,914.88
4. Expenditure restraint incentive program	\$0.00
5. Total Estimated 2025 Payments (sum of Lines 1-4)	\$179,256.99

Payment Information

Your local government will receive two distributions in 2025 :

- July 28, 2025: 15% of Line 1, 2, and 3 and 100% of Line 4 (*shown above*)
- November 17, 2025: balance of your 2025 aid payments

County and Municipal Aid

Under state law, the county and municipal aid paid to each county and municipality must be equal to the amount determined in 2012 (sec. 79.036, Wis. Stats.) and adjusted for fallen protective services insurance reimbursement (sec. 79.036(4), Wis. Stats.).

County and Municipal Aid Calculation	
1. Prior year county and municipal aid	\$138,527.30
2. Increase due to sales tax revenue, including adjustments (<i>district changes</i>)	\$3,186.13
3. Fallen protective services insurance adjustment	-\$10.24
4. Fallen protective services insurance reimbursement (<i>reported to DOR</i>)	\$0.00
5. Total County and Municipal Aid (sum of Lines 1-4)	\$141,703.19

Utility Aid

- Under state law, utility aid is distributed to each county and municipality where tax-exempt utility property is located (sec. 79.04, Wis. Stats.)
- Utility companies report utility property information to DOR annually
- DOR uses the provided information to accurately calculate utility aid (*shown below*)

Utility Aid Calculation	
1. Net book value, as of December 31, 2024 (including expected additions/retirements)	\$106,486.00
2. Total net book value payment	\$638.92
3. Minimum payment	\$0.00
4. Megawatt capacity	0.0
5. Megawatt capacity payment	\$0.00
6. Closed/decommissioned production plant (phased down) payment	\$0.00
7. Subtotal (sum of Lines 2, 3, 5 and 6)	\$638.92
8. Population cap	\$153,425.00
9. Adjusted subtotal (lesser of Line 7 or Line 8)	\$638.92
10. Adjacent site incentive payment	\$0.00
11. Baseload incentive payment	\$0.00
12. Co-generation incentive payment	\$0.00
13. Alternative energy incentive payment	\$0.00
14. Total incentive payments (sum of Lines 10 through 13)	\$0.00
15. Spent nuclear fuel payment	\$0.00
16. Total Utility Aid – this is the utility aid payment listed on the front of the estimate (sum of Lines 9, 14 and 15)	\$638.92

Supplemental County and Municipal Aid

- Under state law, supplemental county and municipal aid paid to each county and municipality is determined by 2023 Wisconsin Act 12 (sec. 79.037, Wis. Stats.)
- For detailed information, review [county and municipal aid spreadsheet](#)

Supplemental County and Municipal Aid Calculation	
1. Prior year supplemental county and municipal aid	\$36,084.93
2. Increase due to sales tax revenue including adjustments (district changes)	\$829.95
3. Total Supplemental County and Municipal Aid (sum of Lines 1 and 2)	\$36,914.88

Expenditure Restraint Incentive Program

- Only municipalities are eligible to receive Expenditure Restraint Incentive Program (ERIP) payments
- Under state law, in 2025, each municipality will receive a payment that is equal to the amount of the payment received by the municipality in 2024 (sec. 79.05(4), Wis. Stats., from 2023 WI Act 12 – notwithstanding subs. (2) and (3))

Contact Information

If you have questions, contact us at lgs@wisconsin.gov, (608) 266-8618 or (608) 261-5167.



State of Wisconsin • DEPARTMENT OF REVENUE

DIVISION OF STATE AND LOCAL FINANCE • BUREAU OF LOCAL GOVERNMENT SERVICES • 2135 RIMROCK RD MADISON, WI 53713

Mailing Address:
PO Box 8971 #6-97
Madison WI 53708-8971
Fax: (608) 264-6887
lgs@wisconsin.gov

September 13, 2024

DENISE OLIPHANT
CITY OF ASHLAND
601 W MAIN ST
ASHLAND WI 54806-1537

Notice of Shared Revenue – 2025 Original Estimate

Notice Information

The Wisconsin Department of Revenue (DOR) is providing the **estimated** shared revenue amounts your local government will receive in 2025 under current state law for county and municipal aid, supplemental county and municipal aid, utility aid and the expenditure restraint incentive program. This does not include adjustments, shown on the July and November payment notices.

District	CITY OF ASHLAND	County	ASHLAND	Co-muni code	02-201
-----------------	-----------------	---------------	---------	---------------------	--------

Estimate Information

For an explanation of each aid payment listed below, review the additional information in this notice.

2025 Original Estimate	
1. County and municipal aid	\$3,624,516.22
2. Utility aid	\$296,090.23
3. Supplemental county and municipal aid	\$791,381.96
4. Expenditure restraint incentive program	\$145,910.35
5. Total Estimated 2025 Payments (sum of Lines 1-4)	\$4,857,898.76

Payment Information

Your local government will receive two distributions in 2025 :

- July 28, 2025: 15% of Line 1, 2, and 3 and 100% of Line 4 (*shown above*)
- November 17, 2025: balance of your 2025 aid payments

County and Municipal Aid

Under state law, the county and municipal aid paid to each county and municipality must be equal to the amount determined in 2012 (sec. 79.036, Wis. Stats.) and adjusted for fallen protective services insurance reimbursement (sec. 79.036(4), Wis. Stats.).

County and Municipal Aid Calculation	
1. Prior year county and municipal aid	\$3,543,282.59
2. Increase due to sales tax revenue, including adjustments (<i>district changes</i>)	\$81,495.50
3. Fallen protective services insurance adjustment	-\$261.87
4. Fallen protective services insurance reimbursement (<i>reported to DOR</i>)	\$0.00
5. Total County and Municipal Aid (sum of Lines 1-4)	\$3,624,516.22

Utility Aid

- Under state law, utility aid is distributed to each county and municipality where tax-exempt utility property is located (sec. 79.04, Wis. Stats.)
- Utility companies report utility property information to DOR annually
- DOR uses the provided information to accurately calculate utility aid (*shown below*)

Utility Aid Calculation	
1. Net book value, <i>as of December 31, 2024 (including expected additions/retirements)</i>	\$17,615,039.00
2. Total net book value payment	\$105,690.23
3. Minimum payment	\$0.00
4. Megawatt capacity	67.2
5. Megawatt capacity payment	\$89,600.00
6. Closed/decommissioned production plant (phased down) payment	\$0.00
7. Subtotal (<i>sum of Lines 2, 3, 5 and 6</i>)	\$195,290.23
8. Population cap	\$3,288,650.00
9. Adjusted subtotal (<i>lesser of Line 7 or Line 8</i>)	\$195,290.23
10. Adjacent site incentive payment	\$0.00
11. Baseload incentive payment	\$0.00
12. Co-generation incentive payment	\$0.00
13. Alternative energy incentive payment	\$100,800.00
14. Total incentive payments (<i>sum of Lines 10 through 13</i>)	\$100,800.00
15. Spent nuclear fuel payment	\$0.00
16. Total Utility Aid – this is the utility aid payment listed on the front of the estimate (<i>sum of Lines 9, 14 and 15</i>)	\$296,090.23

Supplemental County and Municipal Aid

- Under state law, supplemental county and municipal aid paid to each county and municipality is determined by 2023 Wisconsin Act 12 (sec. 79.037, Wis. Stats.)
- For detailed information, review [county and municipal aid spreadsheet](#)

Supplemental County and Municipal Aid Calculation	
1. Prior year supplemental county and municipal aid	\$773,589.40
2. Increase due to sales tax revenue including adjustments (<i>district changes</i>)	\$17,792.56
3. Total Supplemental County and Municipal Aid (<i>sum of Lines 1 and 2</i>)	\$791,381.96

Expenditure Restraint Incentive Program

- Only municipalities are eligible to receive Expenditure Restraint Incentive Program (ERIP) payments
- Under state law, in 2025, each municipality will receive a payment that is equal to the amount of the payment received by the municipality in 2024 (sec. 79.05(4), Wis. Stats., from 2023 WI Act 12 – notwithstanding subs. (2) and (3))

Contact Information

If you have questions, contact us at lgs@wisconsin.gov, (608) 266-8618 or (608) 261-5167.



State of Wisconsin • DEPARTMENT OF REVENUE

DIVISION OF STATE AND LOCAL FINANCE • BUREAU OF LOCAL GOVERNMENT SERVICES • 2135 RIMROCK RD MADISON, WI 53713

Mailing Address:
PO Box 8971 #6-97
Madison WI 53708-8971
Fax: (608) 264-6887
lgs@wisconsin.gov

September 13, 2024

BRITTNEY KERFOOT
CITY OF MELLEEN
PO BOX 708
MELLEEN WI 54546-0708

Notice of Shared Revenue – 2025 Original Estimate

Notice Information

The Wisconsin Department of Revenue (DOR) is providing the **estimated** shared revenue amounts your local government will receive in 2025 under current state law for county and municipal aid, supplemental county and municipal aid, utility aid and the expenditure restraint incentive program. This does not include adjustments, shown on the July and November payment notices.

District	CITY OF MELLEEN	County	ASHLAND	Co-muni code	02-251
-----------------	-----------------	---------------	---------	---------------------	--------

Estimate Information

For an explanation of each aid payment listed below, review the additional information in this notice.

2025 Original Estimate	
1. County and municipal aid	\$412,559.20
2. Utility aid	\$6,316.00
3. Supplemental county and municipal aid	\$82,524.24
4. Expenditure restraint incentive program	\$0.00
5. Total Estimated 2025 Payments (sum of Lines 1-4)	\$501,399.44

Payment Information

Your local government will receive two distributions in 2025 :

- July 28, 2025: 15% of Line 1, 2, and 3 and 100% of Line 4 (*shown above*)
- November 17, 2025: balance of your 2025 aid payments

County and Municipal Aid

Under state law, the county and municipal aid paid to each county and municipality must be equal to the amount determined in 2012 (sec. 79.036, Wis. Stats.) and adjusted for fallen protective services insurance reimbursement (sec. 79.036(4), Wis. Stats.).

County and Municipal Aid Calculation	
1. Prior year county and municipal aid	\$403,312.82
2. Increase due to sales tax revenue, including adjustments (<i>district changes</i>)	\$9,276.19
3. Fallen protective services insurance adjustment	-\$29.81
4. Fallen protective services insurance reimbursement (<i>reported to DOR</i>)	\$0.00
5. Total County and Municipal Aid (sum of Lines 1-4)	\$412,559.20

Utility Aid

- Under state law, utility aid is distributed to each county and municipality where tax-exempt utility property is located (sec. 79.04, Wis. Stats.)
- Utility companies report utility property information to DOR annually
- DOR uses the provided information to accurately calculate utility aid (*shown below*)

Utility Aid Calculation	
1. Net book value, as of December 31, 2024 (including expected additions/retirements)	\$1,052,667.00
2. Total net book value payment	\$6,316.00
3. Minimum payment	\$0.00
4. Megawatt capacity	0.0
5. Megawatt capacity payment	\$0.00
6. Closed/decommissioned production plant (phased down) payment	\$0.00
7. Subtotal (sum of Lines 2, 3, 5 and 6)	\$6,316.00
8. Population cap	\$277,950.00
9. Adjusted subtotal (lesser of Line 7 or Line 8)	\$6,316.00
10. Adjacent site incentive payment	\$0.00
11. Baseload incentive payment	\$0.00
12. Co-generation incentive payment	\$0.00
13. Alternative energy incentive payment	\$0.00
14. Total incentive payments (sum of Lines 10 through 13)	\$0.00
15. Spent nuclear fuel payment	\$0.00
16. Total Utility Aid – this is the utility aid payment listed on the front of the estimate (sum of Lines 9, 14 and 15)	\$6,316.00

Supplemental County and Municipal Aid

- Under state law, supplemental county and municipal aid paid to each county and municipality is determined by 2023 Wisconsin Act 12 (sec. 79.037, Wis. Stats.)
- For detailed information, review [county and municipal aid spreadsheet](#)

Supplemental County and Municipal Aid Calculation	
1. Prior year supplemental county and municipal aid	\$80,668.86
2. Increase due to sales tax revenue including adjustments (district changes)	\$1,855.38
3. Total Supplemental County and Municipal Aid (sum of Lines 1 and 2)	\$82,524.24

Expenditure Restraint Incentive Program

- Only municipalities are eligible to receive Expenditure Restraint Incentive Program (ERIP) payments
- Under state law, in 2025, each municipality will receive a payment that is equal to the amount of the payment received by the municipality in 2024 (sec. 79.05(4), Wis. Stats., from 2023 WI Act 12 – notwithstanding subs. (2) and (3))

Contact Information

If you have questions, contact us at lgs@wisconsin.gov, (608) 266-8618 or (608) 261-5167.



State of Wisconsin • DEPARTMENT OF REVENUE

DIVISION OF STATE AND LOCAL FINANCE • BUREAU OF LOCAL GOVERNMENT SERVICES • 2135 RIMROCK RD MADISON, WI 53713

Mailing Address:
PO Box 8971 #6-97
Madison WI 53708-8971
Fax: (608) 264-6887
lgs@wisconsin.gov

September 13, 2024

HEATHER SCHUTTE
COUNTY OF ASHLAND
201 W MAIN ST RM 202
ASHLAND WI 54806-1652

Notice of Shared Revenue – 2025 Original Estimate

Notice Information

The Wisconsin Department of Revenue (DOR) is providing the **estimated** shared revenue amounts your local government will receive in 2025 under current state law for county and municipal aid, supplemental county and municipal aid, utility aid and the expenditure restraint incentive program. This does not include adjustments, shown on the July and November payment notices.

District	COUNTY OF ASHLAND	County	ASHLAND	Co-muni code	02-999
-----------------	-------------------	---------------	---------	---------------------	--------

Estimate Information

For an explanation of each aid payment listed below, review the additional information in this notice.

2025 Original Estimate	
1. County and municipal aid	\$845,270.38
2. Utility aid	\$233,534.84
3. Supplemental county and municipal aid	\$623,143.73
4. Expenditure restraint incentive program	\$0.00
5. Total Estimated 2025 Payments (sum of Lines 1-4)	\$1,701,948.95

Payment Information

Your local government will receive two distributions in 2025 :

- July 28, 2025: 15% of Line 1, 2, and 3 and 100% of Line 4 (*shown above*)
- November 17, 2025: balance of your 2025 aid payments

County and Municipal Aid

Under state law, the county and municipal aid paid to each county and municipality must be equal to the amount determined in 2012 (sec. 79.036, Wis. Stats.) and adjusted for fallen protective services insurance reimbursement (sec. 79.036(4), Wis. Stats.).

County and Municipal Aid Calculation	
1. Prior year county and municipal aid	\$826,325.95
2. Increase due to sales tax revenue, including adjustments (<i>district changes</i>)	\$19,005.50
3. Fallen protective services insurance adjustment	-\$61.07
4. Fallen protective services insurance reimbursement (<i>reported to DOR</i>)	\$0.00
5. Total County and Municipal Aid (sum of Lines 1-4)	\$845,270.38

Utility Aid

- Under state law, utility aid is distributed to each county and municipality where tax-exempt utility property is located (sec. 79.04, Wis. Stats.)
- Utility companies report utility property information to DOR annually
- DOR uses the provided information to accurately calculate utility aid (*shown below*)

Utility Aid Calculation	
1. Net book value, as of December 31, 2024 (including expected additions/retirements)	\$20,446,743.00
2. Total net book value payment	\$86,601.51
3. Minimum payment	\$0.00
4. Megawatt capacity	68.2
5. Megawatt capacity payment	\$46,133.33
6. Closed/decommissioned production plant (phased down) payment	\$0.00
7. Subtotal (sum of Lines 2, 3, 5 and 6)	\$132,734.84
8. Population cap	\$1,978,500.00
9. Adjusted subtotal (lesser of Line 7 or Line 8)	\$132,734.84
10. Adjacent site incentive payment	\$0.00
11. Baseload incentive payment	\$0.00
12. Co-generation incentive payment	\$0.00
13. Alternative energy incentive payment	\$100,800.00
14. Total incentive payments (sum of Lines 10 through 13)	\$100,800.00
15. Spent nuclear fuel payment	\$0.00
16. Total Utility Aid – this is the utility aid payment listed on the front of the estimate (sum of Lines 9, 14 and 15)	\$233,534.84

Supplemental County and Municipal Aid

- Under state law, supplemental county and municipal aid paid to each county and municipality is determined by 2023 Wisconsin Act 12 (sec. 79.037, Wis. Stats.)
- For detailed information, review [county and municipal aid spreadsheet](#)

Supplemental County and Municipal Aid Calculation	
1. Prior year supplemental county and municipal aid	\$609,133.66
2. Increase due to sales tax revenue including adjustments (district changes)	\$14,010.07
3. Total Supplemental County and Municipal Aid (sum of Lines 1 and 2)	\$623,143.73

Expenditure Restraint Incentive Program

- Only municipalities are eligible to receive Expenditure Restraint Incentive Program (ERIP) payments
- Under state law, in 2025, each municipality will receive a payment that is equal to the amount of the payment received by the municipality in 2024 (sec. 79.05(4), Wis. Stats., from 2023 WI Act 12 – notwithstanding subs. (2) and (3))

Contact Information

If you have questions, contact us at lgs@wisconsin.gov, (608) 266-8618 or (608) 261-5167.



State of Wisconsin • DEPARTMENT OF REVENUE

DIVISION OF STATE AND LOCAL FINANCE • BUREAU OF LOCAL GOVERNMENT SERVICES • 2135 RIMROCK RD MADISON, WI 53713

Mailing Address:
PO Box 8971 #6-97
Madison WI 53708-8971
Fax: (608) 264-6887
lgs@wisconsin.gov

September 13, 2024

KRISTEN MOEN
TOWN OF ALMENA
PO BOX 7
ALMENA WI 54805

Notice of Shared Revenue – 2025 Original Estimate

Notice Information

The Wisconsin Department of Revenue (DOR) is providing the **estimated** shared revenue amounts your local government will receive in 2025 under current state law for county and municipal aid, supplemental county and municipal aid, utility aid and the expenditure restraint incentive program. This does not include adjustments, shown on the July and November payment notices.

District	TOWN OF ALMENA	County	BARRON	Co-muni code	03-002
-----------------	----------------	---------------	--------	---------------------	--------

Estimate Information

For an explanation of each aid payment listed below, review the additional information in this notice.

2025 Original Estimate	
1. County and municipal aid	\$10,747.08
2. Utility aid	\$7,987.53
3. Supplemental county and municipal aid	\$46,126.65
4. Expenditure restraint incentive program	\$0.00
5. Total Estimated 2025 Payments (sum of Lines 1-4)	\$64,861.26

Payment Information

Your local government will receive two distributions in 2025 :

- July 28, 2025: 15% of Line 1, 2, and 3 and 100% of Line 4 (*shown above*)
- November 17, 2025: balance of your 2025 aid payments

County and Municipal Aid

Under state law, the county and municipal aid paid to each county and municipality must be equal to the amount determined in 2012 (sec. 79.036, Wis. Stats.) and adjusted for fallen protective services insurance reimbursement (sec. 79.036(4), Wis. Stats.).

County and Municipal Aid Calculation	
1. Prior year county and municipal aid	\$10,506.22
2. Increase due to sales tax revenue, including adjustments (<i>district changes</i>)	\$241.64
3. Fallen protective services insurance adjustment	-\$0.78
4. Fallen protective services insurance reimbursement (<i>reported to DOR</i>)	\$0.00
5. Total County and Municipal Aid (sum of Lines 1-4)	\$10,747.08

Utility Aid

- Under state law, utility aid is distributed to each county and municipality where tax-exempt utility property is located (sec. 79.04, Wis. Stats.)
- Utility companies report utility property information to DOR annually
- DOR uses the provided information to accurately calculate utility aid (*shown below*)

Utility Aid Calculation	
1. Net book value, <i>as of December 31, 2024 (including expected additions/retirements)</i>	\$2,662,511.00
2. Total net book value payment	\$7,987.53
3. Minimum payment	\$0.00
4. Megawatt capacity	0.0
5. Megawatt capacity payment	\$0.00
6. Closed/decommissioned production plant (phased down) payment	\$0.00
7. Subtotal (<i>sum of Lines 2, 3, 5 and 6</i>)	\$7,987.53
8. Population cap	\$379,525.00
9. Adjusted subtotal (<i>lesser of Line 7 or Line 8</i>)	\$7,987.53
10. Adjacent site incentive payment	\$0.00
11. Baseload incentive payment	\$0.00
12. Co-generation incentive payment	\$0.00
13. Alternative energy incentive payment	\$0.00
14. Total incentive payments (<i>sum of Lines 10 through 13</i>)	\$0.00
15. Spent nuclear fuel payment	\$0.00
16. Total Utility Aid – this is the utility aid payment listed on the front of the estimate (<i>sum of Lines 9, 14 and 15</i>)	\$7,987.53

Supplemental County and Municipal Aid

- Under state law, supplemental county and municipal aid paid to each county and municipality is determined by 2023 Wisconsin Act 12 (sec. 79.037, Wis. Stats.)
- For detailed information, review [county and municipal aid spreadsheet](#)

Supplemental County and Municipal Aid Calculation	
1. Prior year supplemental county and municipal aid	\$45,089.59
2. Increase due to sales tax revenue including adjustments (<i>district changes</i>)	\$1,037.06
3. Total Supplemental County and Municipal Aid (<i>sum of Lines 1 and 2</i>)	\$46,126.65

Expenditure Restraint Incentive Program

- Only municipalities are eligible to receive Expenditure Restraint Incentive Program (ERIP) payments
- Under state law, in 2025, each municipality will receive a payment that is equal to the amount of the payment received by the municipality in 2024 (sec. 79.05(4), Wis. Stats., from 2023 WI Act 12 – notwithstanding subs. (2) and (3))

Contact Information

If you have questions, contact us at lgs@wisconsin.gov, (608) 266-8618 or (608) 261-5167.



State of Wisconsin • DEPARTMENT OF REVENUE

DIVISION OF STATE AND LOCAL FINANCE • BUREAU OF LOCAL GOVERNMENT SERVICES • 2135 RIMROCK RD MADISON, WI 53713

Mailing Address:
PO Box 8971 #6-97
Madison WI 53708-8971
Fax: (608) 264-6887
lgs@wisconsin.gov

September 13, 2024

PAMELA FALL
TOWN OF ARLAND
686 7TH AVE CTH P
CLAYTON WI 54004-9032

Notice of Shared Revenue – 2025 Original Estimate

Notice Information

The Wisconsin Department of Revenue (DOR) is providing the **estimated** shared revenue amounts your local government will receive in 2025 under current state law for county and municipal aid, supplemental county and municipal aid, utility aid and the expenditure restraint incentive program. This does not include adjustments, shown on the July and November payment notices.

District	TOWN OF ARLAND	County	BARRON	Co-muni code	03-004
-----------------	----------------	---------------	--------	---------------------	--------

Estimate Information

For an explanation of each aid payment listed below, review the additional information in this notice.

2025 Original Estimate	
1. County and municipal aid	\$64,476.77
2. Utility aid	\$977.67
3. Supplemental county and municipal aid	\$42,947.91
4. Expenditure restraint incentive program	\$0.00
5. Total Estimated 2025 Payments (sum of Lines 1-4)	\$108,402.35

Payment Information

Your local government will receive two distributions in 2025 :

- July 28, 2025: 15% of Line 1, 2, and 3 and 100% of Line 4 (*shown above*)
- November 17, 2025: balance of your 2025 aid payments

County and Municipal Aid

Under state law, the county and municipal aid paid to each county and municipality must be equal to the amount determined in 2012 (sec. 79.036, Wis. Stats.) and adjusted for fallen protective services insurance reimbursement (sec. 79.036(4), Wis. Stats.).

County and Municipal Aid Calculation	
1. Prior year county and municipal aid	\$63,031.70
2. Increase due to sales tax revenue, including adjustments (<i>district changes</i>)	\$1,449.73
3. Fallen protective services insurance adjustment	-\$4.66
4. Fallen protective services insurance reimbursement (<i>reported to DOR</i>)	\$0.00
5. Total County and Municipal Aid (sum of Lines 1-4)	\$64,476.77

Utility Aid

- Under state law, utility aid is distributed to each county and municipality where tax-exempt utility property is located (sec. 79.04, Wis. Stats.)
- Utility companies report utility property information to DOR annually
- DOR uses the provided information to accurately calculate utility aid (*shown below*)

Utility Aid Calculation	
1. Net book value, <i>as of December 31, 2024 (including expected additions/retirements)</i>	\$325,890.00
2. Total net book value payment	\$977.67
3. Minimum payment	\$0.00
4. Megawatt capacity	0.0
5. Megawatt capacity payment	\$0.00
6. Closed/decommissioned production plant (phased down) payment	\$0.00
7. Subtotal (<i>sum of Lines 2, 3, 5 and 6</i>)	\$977.67
8. Population cap	\$302,175.00
9. Adjusted subtotal (<i>lesser of Line 7 or Line 8</i>)	\$977.67
10. Adjacent site incentive payment	\$0.00
11. Baseload incentive payment	\$0.00
12. Co-generation incentive payment	\$0.00
13. Alternative energy incentive payment	\$0.00
14. Total incentive payments (<i>sum of Lines 10 through 13</i>)	\$0.00
15. Spent nuclear fuel payment	\$0.00
16. Total Utility Aid – this is the utility aid payment listed on the front of the estimate (<i>sum of Lines 9, 14 and 15</i>)	\$977.67

Supplemental County and Municipal Aid

- Under state law, supplemental county and municipal aid paid to each county and municipality is determined by 2023 Wisconsin Act 12 (sec. 79.037, Wis. Stats.)
- For detailed information, review [county and municipal aid spreadsheet](#)

Supplemental County and Municipal Aid Calculation	
1. Prior year supplemental county and municipal aid	\$41,982.32
2. Increase due to sales tax revenue including adjustments (<i>district changes</i>)	\$965.59
3. Total Supplemental County and Municipal Aid (<i>sum of Lines 1 and 2</i>)	\$42,947.91

Expenditure Restraint Incentive Program

- Only municipalities are eligible to receive Expenditure Restraint Incentive Program (ERIP) payments
- Under state law, in 2025, each municipality will receive a payment that is equal to the amount of the payment received by the municipality in 2024 (sec. 79.05(4), Wis. Stats., from 2023 WI Act 12 – notwithstanding subs. (2) and (3))

Contact Information

If you have questions, contact us at lgs@wisconsin.gov, (608) 266-8618 or (608) 261-5167.



State of Wisconsin • DEPARTMENT OF REVENUE

DIVISION OF STATE AND LOCAL FINANCE • BUREAU OF LOCAL GOVERNMENT SERVICES • 2135 RIMROCK RD MADISON, WI 53713

Mailing Address:
PO Box 8971 #6-97
Madison WI 53708-8971
Fax: (608) 264-6887
lgs@wisconsin.gov

September 13, 2024

JILL SADTLER
TOWN OF BARRON
1408 14TH AVE
BARRON WI 54812

Notice of Shared Revenue – 2025 Original Estimate

Notice Information

The Wisconsin Department of Revenue (DOR) is providing the **estimated** shared revenue amounts your local government will receive in 2025 under current state law for county and municipal aid, supplemental county and municipal aid, utility aid and the expenditure restraint incentive program. This does not include adjustments, shown on the July and November payment notices.

District	TOWN OF BARRON	County	BARRON	Co-muni code	03-006
-----------------	----------------	---------------	--------	---------------------	--------

Estimate Information

For an explanation of each aid payment listed below, review the additional information in this notice.

2025 Original Estimate	
1. County and municipal aid	\$53,698.34
2. Utility aid	\$9,894.79
3. Supplemental county and municipal aid	\$44,631.87
4. Expenditure restraint incentive program	\$0.00
5. Total Estimated 2025 Payments (sum of Lines 1-4)	\$108,225.00

Payment Information

Your local government will receive two distributions in 2025 :

- July 28, 2025: 15% of Line 1, 2, and 3 and 100% of Line 4 (*shown above*)
- November 17, 2025: balance of your 2025 aid payments

County and Municipal Aid

Under state law, the county and municipal aid paid to each county and municipality must be equal to the amount determined in 2012 (sec. 79.036, Wis. Stats.) and adjusted for fallen protective services insurance reimbursement (sec. 79.036(4), Wis. Stats.).

County and Municipal Aid Calculation	
1. Prior year county and municipal aid	\$52,494.84
2. Increase due to sales tax revenue, including adjustments (<i>district changes</i>)	\$1,207.38
3. Fallen protective services insurance adjustment	-\$3.88
4. Fallen protective services insurance reimbursement (<i>reported to DOR</i>)	\$0.00
5. Total County and Municipal Aid (sum of Lines 1-4)	\$53,698.34

Utility Aid

- Under state law, utility aid is distributed to each county and municipality where tax-exempt utility property is located (sec. 79.04, Wis. Stats.)
- Utility companies report utility property information to DOR annually
- DOR uses the provided information to accurately calculate utility aid (*shown below*)

Utility Aid Calculation	
1. Net book value, <i>as of December 31, 2024 (including expected additions/retirements)</i>	\$3,298,263.00
2. Total net book value payment	\$9,894.79
3. Minimum payment	\$0.00
4. Megawatt capacity	0.0
5. Megawatt capacity payment	\$0.00
6. Closed/decommissioned production plant (phased down) payment	\$0.00
7. Subtotal (<i>sum of Lines 2, 3, 5 and 6</i>)	\$9,894.79
8. Population cap	\$338,300.00
9. Adjusted subtotal (<i>lesser of Line 7 or Line 8</i>)	\$9,894.79
10. Adjacent site incentive payment	\$0.00
11. Baseload incentive payment	\$0.00
12. Co-generation incentive payment	\$0.00
13. Alternative energy incentive payment	\$0.00
14. Total incentive payments (<i>sum of Lines 10 through 13</i>)	\$0.00
15. Spent nuclear fuel payment	\$0.00
16. Total Utility Aid – this is the utility aid payment listed on the front of the estimate (<i>sum of Lines 9, 14 and 15</i>)	\$9,894.79

Supplemental County and Municipal Aid

- Under state law, supplemental county and municipal aid paid to each county and municipality is determined by 2023 Wisconsin Act 12 (sec. 79.037, Wis. Stats.)
- For detailed information, review [county and municipal aid spreadsheet](#)

Supplemental County and Municipal Aid Calculation	
1. Prior year supplemental county and municipal aid	\$43,628.42
2. Increase due to sales tax revenue including adjustments (<i>district changes</i>)	\$1,003.45
3. Total Supplemental County and Municipal Aid (<i>sum of Lines 1 and 2</i>)	\$44,631.87

Expenditure Restraint Incentive Program

- Only municipalities are eligible to receive Expenditure Restraint Incentive Program (ERIP) payments
- Under state law, in 2025, each municipality will receive a payment that is equal to the amount of the payment received by the municipality in 2024 (sec. 79.05(4), Wis. Stats., from 2023 WI Act 12 – notwithstanding subs. (2) and (3))

Contact Information

If you have questions, contact us at lgs@wisconsin.gov, (608) 266-8618 or (608) 261-5167.



State of Wisconsin • DEPARTMENT OF REVENUE

DIVISION OF STATE AND LOCAL FINANCE • BUREAU OF LOCAL GOVERNMENT SERVICES • 2135 RIMROCK RD MADISON, WI 53713

Mailing Address:
PO Box 8971 #6-97
Madison WI 53708-8971
Fax: (608) 264-6887
lgs@wisconsin.gov

September 13, 2024

LISA BLECHINGER
TOWN OF BEAR LAKE
1340 27TH AVE
RICE LAKE WI 54868

Notice of Shared Revenue – 2025 Original Estimate

Notice Information

The Wisconsin Department of Revenue (DOR) is providing the **estimated** shared revenue amounts your local government will receive in 2025 under current state law for county and municipal aid, supplemental county and municipal aid, utility aid and the expenditure restraint incentive program. This does not include adjustments, shown on the July and November payment notices.

District	TOWN OF BEAR LAKE	County	BARRON	Co-muni code	03-008
-----------------	-------------------	---------------	--------	---------------------	--------

Estimate Information

For an explanation of each aid payment listed below, review the additional information in this notice.

2025 Original Estimate	
1. County and municipal aid	\$8,940.47
2. Utility aid	\$1,146.16
3. Supplemental county and municipal aid	\$42,432.37
4. Expenditure restraint incentive program	\$0.00
5. Total Estimated 2025 Payments (sum of Lines 1-4)	\$52,519.00

Payment Information

Your local government will receive two distributions in 2025 :

- July 28, 2025: 15% of Line 1, 2, and 3 and 100% of Line 4 (*shown above*)
- November 17, 2025: balance of your 2025 aid payments

County and Municipal Aid

Under state law, the county and municipal aid paid to each county and municipality must be equal to the amount determined in 2012 (sec. 79.036, Wis. Stats.) and adjusted for fallen protective services insurance reimbursement (sec. 79.036(4), Wis. Stats.).

County and Municipal Aid Calculation	
1. Prior year county and municipal aid	\$8,740.10
2. Increase due to sales tax revenue, including adjustments (<i>district changes</i>)	\$201.02
3. Fallen protective services insurance adjustment	-\$0.65
4. Fallen protective services insurance reimbursement (<i>reported to DOR</i>)	\$0.00
5. Total County and Municipal Aid (sum of Lines 1-4)	\$8,940.47

Utility Aid

- Under state law, utility aid is distributed to each county and municipality where tax-exempt utility property is located (sec. 79.04, Wis. Stats.)
- Utility companies report utility property information to DOR annually
- DOR uses the provided information to accurately calculate utility aid (*shown below*)

Utility Aid Calculation	
1. Net book value, <i>as of December 31, 2024 (including expected additions/retirements)</i>	\$382,052.00
2. Total net book value payment	\$1,146.16
3. Minimum payment	\$0.00
4. Megawatt capacity	0.0
5. Megawatt capacity payment	\$0.00
6. Closed/decommissioned production plant (phased down) payment	\$0.00
7. Subtotal (<i>sum of Lines 2, 3, 5 and 6</i>)	\$1,146.16
8. Population cap	\$294,525.00
9. Adjusted subtotal (<i>lesser of Line 7 or Line 8</i>)	\$1,146.16
10. Adjacent site incentive payment	\$0.00
11. Baseload incentive payment	\$0.00
12. Co-generation incentive payment	\$0.00
13. Alternative energy incentive payment	\$0.00
14. Total incentive payments (<i>sum of Lines 10 through 13</i>)	\$0.00
15. Spent nuclear fuel payment	\$0.00
16. Total Utility Aid – this is the utility aid payment listed on the front of the estimate (<i>sum of Lines 9, 14 and 15</i>)	\$1,146.16

Supplemental County and Municipal Aid

- Under state law, supplemental county and municipal aid paid to each county and municipality is determined by 2023 Wisconsin Act 12 (sec. 79.037, Wis. Stats.)
- For detailed information, review [county and municipal aid spreadsheet](#)

Supplemental County and Municipal Aid Calculation	
1. Prior year supplemental county and municipal aid	\$41,478.37
2. Increase due to sales tax revenue including adjustments (<i>district changes</i>)	\$954.00
3. Total Supplemental County and Municipal Aid (<i>sum of Lines 1 and 2</i>)	\$42,432.37

Expenditure Restraint Incentive Program

- Only municipalities are eligible to receive Expenditure Restraint Incentive Program (ERIP) payments
- Under state law, in 2025, each municipality will receive a payment that is equal to the amount of the payment received by the municipality in 2024 (sec. 79.05(4), Wis. Stats., from 2023 WI Act 12 – notwithstanding subs. (2) and (3))

Contact Information

If you have questions, contact us at lgs@wisconsin.gov, (608) 266-8618 or (608) 261-5167.



State of Wisconsin • DEPARTMENT OF REVENUE

DIVISION OF STATE AND LOCAL FINANCE • BUREAU OF LOCAL GOVERNMENT SERVICES • 2135 RIMROCK RD MADISON, WI 53713

Mailing Address:
PO Box 8971 #6-97
Madison WI 53708-8971
Fax: (608) 264-6887
lgs@wisconsin.gov

September 13, 2024

MARYHELEN DREW
TOWN OF CEDAR LAKE
2696 26 3/4 AVE
MIKANA WI 54857

Notice of Shared Revenue – 2025 Original Estimate

Notice Information

The Wisconsin Department of Revenue (DOR) is providing the **estimated** shared revenue amounts your local government will receive in 2025 under current state law for county and municipal aid, supplemental county and municipal aid, utility aid and the expenditure restraint incentive program. This does not include adjustments, shown on the July and November payment notices.

District	TOWN OF CEDAR LAKE	County	BARRON	Co-muni code	03-010
-----------------	--------------------	---------------	--------	---------------------	--------

Estimate Information

For an explanation of each aid payment listed below, review the additional information in this notice.

2025 Original Estimate	
1. County and municipal aid	\$10,941.49
2. Utility aid	\$4,834.24
3. Supplemental county and municipal aid	\$49,510.76
4. Expenditure restraint incentive program	\$0.00
5. Total Estimated 2025 Payments (sum of Lines 1-4)	\$65,286.49

Payment Information

Your local government will receive two distributions in 2025 :

- July 28, 2025: 15% of Line 1, 2, and 3 and 100% of Line 4 (*shown above*)
- November 17, 2025: balance of your 2025 aid payments

County and Municipal Aid

Under state law, the county and municipal aid paid to each county and municipality must be equal to the amount determined in 2012 (sec. 79.036, Wis. Stats.) and adjusted for fallen protective services insurance reimbursement (sec. 79.036(4), Wis. Stats.).

County and Municipal Aid Calculation	
1. Prior year county and municipal aid	\$10,696.27
2. Increase due to sales tax revenue, including adjustments (<i>district changes</i>)	\$246.01
3. Fallen protective services insurance adjustment	-\$0.79
4. Fallen protective services insurance reimbursement (<i>reported to DOR</i>)	\$0.00
5. Total County and Municipal Aid (sum of Lines 1-4)	\$10,941.49

Utility Aid

- Under state law, utility aid is distributed to each county and municipality where tax-exempt utility property is located (sec. 79.04, Wis. Stats.)
- Utility companies report utility property information to DOR annually
- DOR uses the provided information to accurately calculate utility aid (*shown below*)

Utility Aid Calculation	
1. Net book value, <i>as of December 31, 2024 (including expected additions/retirements)</i>	\$1,611,412.00
2. Total net book value payment	\$4,834.24
3. Minimum payment	\$0.00
4. Megawatt capacity	0.0
5. Megawatt capacity payment	\$0.00
6. Closed/decommissioned production plant (phased down) payment	\$0.00
7. Subtotal (<i>sum of Lines 2, 3, 5 and 6</i>)	\$4,834.24
8. Population cap	\$475,575.00
9. Adjusted subtotal (<i>lesser of Line 7 or Line 8</i>)	\$4,834.24
10. Adjacent site incentive payment	\$0.00
11. Baseload incentive payment	\$0.00
12. Co-generation incentive payment	\$0.00
13. Alternative energy incentive payment	\$0.00
14. Total incentive payments (<i>sum of Lines 10 through 13</i>)	\$0.00
15. Spent nuclear fuel payment	\$0.00
16. Total Utility Aid – this is the utility aid payment listed on the front of the estimate <i>(sum of Lines 9, 14 and 15)</i>	\$4,834.24

Supplemental County and Municipal Aid

- Under state law, supplemental county and municipal aid paid to each county and municipality is determined by 2023 Wisconsin Act 12 (sec. 79.037, Wis. Stats.)
- For detailed information, review [county and municipal aid spreadsheet](#)

Supplemental County and Municipal Aid Calculation	
1. Prior year supplemental county and municipal aid	\$48,397.62
2. Increase due to sales tax revenue including adjustments (<i>district changes</i>)	\$1,113.14
3. Total Supplemental County and Municipal Aid (<i>sum of Lines 1 and 2</i>)	\$49,510.76

Expenditure Restraint Incentive Program

- Only municipalities are eligible to receive Expenditure Restraint Incentive Program (ERIP) payments
- Under state law, in 2025, each municipality will receive a payment that is equal to the amount of the payment received by the municipality in 2024 (sec. 79.05(4), Wis. Stats., from 2023 WI Act 12 – notwithstanding subs. (2) and (3))

Contact Information

If you have questions, contact us at lgs@wisconsin.gov, (608) 266-8618 or (608) 261-5167.



State of Wisconsin • DEPARTMENT OF REVENUE

DIVISION OF STATE AND LOCAL FINANCE • BUREAU OF LOCAL GOVERNMENT SERVICES • 2135 RIMROCK RD MADISON, WI 53713

Mailing Address:
PO Box 8971 #6-97
Madison WI 53708-8971
Fax: (608) 264-6887
lgs@wisconsin.gov

September 13, 2024

DAVID PETERS
TOWN OF CHETEK
PO BOX 54
CHETEK WI 54728

Notice of Shared Revenue – 2025 Original Estimate

Notice Information

The Wisconsin Department of Revenue (DOR) is providing the **estimated** shared revenue amounts your local government will receive in 2025 under current state law for county and municipal aid, supplemental county and municipal aid, utility aid and the expenditure restraint incentive program. This does not include adjustments, shown on the July and November payment notices.

District	TOWN OF CHETEK	County	BARRON	Co-muni code	03-012
-----------------	----------------	---------------	--------	---------------------	--------

Estimate Information

For an explanation of each aid payment listed below, review the additional information in this notice.

2025 Original Estimate	
1. County and municipal aid	\$20,905.24
2. Utility aid	\$1,431.65
3. Supplemental county and municipal aid	\$60,773.68
4. Expenditure restraint incentive program	\$0.00
5. Total Estimated 2025 Payments (sum of Lines 1-4)	\$83,110.57

Payment Information

Your local government will receive two distributions in 2025 :

- July 28, 2025: 15% of Line 1, 2, and 3 and 100% of Line 4 (*shown above*)
- November 17, 2025: balance of your 2025 aid payments

County and Municipal Aid

Under state law, the county and municipal aid paid to each county and municipality must be equal to the amount determined in 2012 (sec. 79.036, Wis. Stats.) and adjusted for fallen protective services insurance reimbursement (sec. 79.036(4), Wis. Stats.).

County and Municipal Aid Calculation	
1. Prior year county and municipal aid	\$20,436.71
2. Increase due to sales tax revenue, including adjustments (<i>district changes</i>)	\$470.04
3. Fallen protective services insurance adjustment	-\$1.51
4. Fallen protective services insurance reimbursement (<i>reported to DOR</i>)	\$0.00
5. Total County and Municipal Aid (sum of Lines 1-4)	\$20,905.24

Utility Aid

- Under state law, utility aid is distributed to each county and municipality where tax-exempt utility property is located (sec. 79.04, Wis. Stats.)
- Utility companies report utility property information to DOR annually
- DOR uses the provided information to accurately calculate utility aid (*shown below*)

Utility Aid Calculation	
1. Net book value, <i>as of December 31, 2024 (including expected additions/retirements)</i>	\$477,218.00
2. Total net book value payment	\$1,431.65
3. Minimum payment	\$0.00
4. Megawatt capacity	0.0
5. Megawatt capacity payment	\$0.00
6. Closed/decommissioned production plant (phased down) payment	\$0.00
7. Subtotal (<i>sum of Lines 2, 3, 5 and 6</i>)	\$1,431.65
8. Population cap	\$756,500.00
9. Adjusted subtotal (<i>lesser of Line 7 or Line 8</i>)	\$1,431.65
10. Adjacent site incentive payment	\$0.00
11. Baseload incentive payment	\$0.00
12. Co-generation incentive payment	\$0.00
13. Alternative energy incentive payment	\$0.00
14. Total incentive payments (<i>sum of Lines 10 through 13</i>)	\$0.00
15. Spent nuclear fuel payment	\$0.00
16. Total Utility Aid – this is the utility aid payment listed on the front of the estimate (<i>sum of Lines 9, 14 and 15</i>)	\$1,431.65

Supplemental County and Municipal Aid

- Under state law, supplemental county and municipal aid paid to each county and municipality is determined by 2023 Wisconsin Act 12 (sec. 79.037, Wis. Stats.)
- For detailed information, review [county and municipal aid spreadsheet](#)

Supplemental County and Municipal Aid Calculation	
1. Prior year supplemental county and municipal aid	\$59,407.31
2. Increase due to sales tax revenue including adjustments (<i>district changes</i>)	\$1,366.37
3. Total Supplemental County and Municipal Aid (<i>sum of Lines 1 and 2</i>)	\$60,773.68

Expenditure Restraint Incentive Program

- Only municipalities are eligible to receive Expenditure Restraint Incentive Program (ERIP) payments
- Under state law, in 2025, each municipality will receive a payment that is equal to the amount of the payment received by the municipality in 2024 (sec. 79.05(4), Wis. Stats., from 2023 WI Act 12 – notwithstanding subs. (2) and (3))

Contact Information

If you have questions, contact us at lgs@wisconsin.gov, (608) 266-8618 or (608) 261-5167.



State of Wisconsin • DEPARTMENT OF REVENUE

DIVISION OF STATE AND LOCAL FINANCE • BUREAU OF LOCAL GOVERNMENT SERVICES • 2135 RIMROCK RD MADISON, WI 53713

Mailing Address:
PO Box 8971 #6-97
Madison WI 53708-8971
Fax: (608) 264-6887
lgs@wisconsin.gov

September 13, 2024

MELANIE MILLER
TOWN OF CLINTON
940 US HIGHWAY 8
BARRON WI 54812-9135

Notice of Shared Revenue – 2025 Original Estimate

Notice Information

The Wisconsin Department of Revenue (DOR) is providing the **estimated** shared revenue amounts your local government will receive in 2025 under current state law for county and municipal aid, supplemental county and municipal aid, utility aid and the expenditure restraint incentive program. This does not include adjustments, shown on the July and November payment notices.

District	TOWN OF CLINTON	County	BARRON	Co-muni code	03-014
-----------------	-----------------	---------------	--------	---------------------	--------

Estimate Information

For an explanation of each aid payment listed below, review the additional information in this notice.

2025 Original Estimate	
1. County and municipal aid	\$73,902.71
2. Utility aid	\$0.00
3. Supplemental county and municipal aid	\$45,714.32
4. Expenditure restraint incentive program	\$0.00
5. Total Estimated 2025 Payments (sum of Lines 1-4)	\$119,617.03

Payment Information

Your local government will receive two distributions in 2025 :

- July 28, 2025: 15% of Line 1, 2, and 3 and 100% of Line 4 (*shown above*)
- November 17, 2025: balance of your 2025 aid payments

County and Municipal Aid

Under state law, the county and municipal aid paid to each county and municipality must be equal to the amount determined in 2012 (sec. 79.036, Wis. Stats.) and adjusted for fallen protective services insurance reimbursement (sec. 79.036(4), Wis. Stats.).

County and Municipal Aid Calculation	
1. Prior year county and municipal aid	\$72,246.38
2. Increase due to sales tax revenue, including adjustments (<i>district changes</i>)	\$1,661.67
3. Fallen protective services insurance adjustment	-\$5.34
4. Fallen protective services insurance reimbursement (<i>reported to DOR</i>)	\$0.00
5. Total County and Municipal Aid (sum of Lines 1-4)	\$73,902.71

Utility Aid

- Under state law, utility aid is distributed to each county and municipality where tax-exempt utility property is located (sec. 79.04, Wis. Stats.)
- Utility companies report utility property information to DOR annually
- DOR uses the provided information to accurately calculate utility aid (*shown below*)

Utility Aid Calculation	
1. Net book value, <i>as of December 31, 2024 (including expected additions/retirements)</i>	\$0.00
2. Total net book value payment	\$0.00
3. Minimum payment	\$0.00
4. Megawatt capacity	0.0
5. Megawatt capacity payment	\$0.00
6. Closed/decommissioned production plant (phased down) payment	\$0.00
7. Subtotal (<i>sum of Lines 2, 3, 5 and 6</i>)	\$0.00
8. Population cap	\$369,325.00
9. Adjusted subtotal (<i>lesser of Line 7 or Line 8</i>)	\$0.00
10. Adjacent site incentive payment	\$0.00
11. Baseload incentive payment	\$0.00
12. Co-generation incentive payment	\$0.00
13. Alternative energy incentive payment	\$0.00
14. Total incentive payments (<i>sum of Lines 10 through 13</i>)	\$0.00
15. Spent nuclear fuel payment	\$0.00
16. Total Utility Aid – this is the utility aid payment listed on the front of the estimate (<i>sum of Lines 9, 14 and 15</i>)	\$0.00

Supplemental County and Municipal Aid

- Under state law, supplemental county and municipal aid paid to each county and municipality is determined by 2023 Wisconsin Act 12 (sec. 79.037, Wis. Stats.)
- For detailed information, review [county and municipal aid spreadsheet](#)

Supplemental County and Municipal Aid Calculation	
1. Prior year supplemental county and municipal aid	\$44,686.53
2. Increase due to sales tax revenue including adjustments (<i>district changes</i>)	\$1,027.79
3. Total Supplemental County and Municipal Aid (<i>sum of Lines 1 and 2</i>)	\$45,714.32

Expenditure Restraint Incentive Program

- Only municipalities are eligible to receive Expenditure Restraint Incentive Program (ERIP) payments
- Under state law, in 2025, each municipality will receive a payment that is equal to the amount of the payment received by the municipality in 2024 (sec. 79.05(4), Wis. Stats., from 2023 WI Act 12 – notwithstanding subs. (2) and (3))

Contact Information

If you have questions, contact us at lgs@wisconsin.gov, (608) 266-8618 or (608) 261-5167.



State of Wisconsin • DEPARTMENT OF REVENUE

DIVISION OF STATE AND LOCAL FINANCE • BUREAU OF LOCAL GOVERNMENT SERVICES • 2135 RIMROCK RD MADISON, WI 53713

Mailing Address:
PO Box 8971 #6-97
Madison WI 53708-8971
Fax: (608) 264-6887
lgs@wisconsin.gov

September 13, 2024

ARLENE FRISINGER
TOWN OF CRYSTAL LAKE
164 22ND AVE
COMSTOCK WI 54826-9752

Notice of Shared Revenue – 2025 Original Estimate

Notice Information

The Wisconsin Department of Revenue (DOR) is providing the **estimated** shared revenue amounts your local government will receive in 2025 under current state law for county and municipal aid, supplemental county and municipal aid, utility aid and the expenditure restraint incentive program. This does not include adjustments, shown on the July and November payment notices.

District	TOWN OF CRYSTAL LAKE	County	BARRON	Co-muni code	03-016
-----------------	----------------------	---------------	--------	---------------------	--------

Estimate Information

For an explanation of each aid payment listed below, review the additional information in this notice.

2025 Original Estimate	
1. County and municipal aid	\$25,610.82
2. Utility aid	\$10,633.41
3. Supplemental county and municipal aid	\$43,497.81
4. Expenditure restraint incentive program	\$0.00
5. Total Estimated 2025 Payments (sum of Lines 1-4)	\$79,742.04

Payment Information

Your local government will receive two distributions in 2025 :

- July 28, 2025: 15% of Line 1, 2, and 3 and 100% of Line 4 (*shown above*)
- November 17, 2025: balance of your 2025 aid payments

County and Municipal Aid

Under state law, the county and municipal aid paid to each county and municipality must be equal to the amount determined in 2012 (sec. 79.036, Wis. Stats.) and adjusted for fallen protective services insurance reimbursement (sec. 79.036(4), Wis. Stats.).

County and Municipal Aid Calculation	
1. Prior year county and municipal aid	\$25,036.82
2. Increase due to sales tax revenue, including adjustments (<i>district changes</i>)	\$575.85
3. Fallen protective services insurance adjustment	-\$1.85
4. Fallen protective services insurance reimbursement (<i>reported to DOR</i>)	\$0.00
5. Total County and Municipal Aid (sum of Lines 1-4)	\$25,610.82

Utility Aid

- Under state law, utility aid is distributed to each county and municipality where tax-exempt utility property is located (sec. 79.04, Wis. Stats.)
- Utility companies report utility property information to DOR annually
- DOR uses the provided information to accurately calculate utility aid (*shown below*)

Utility Aid Calculation	
1. Net book value, <i>as of December 31, 2024 (including expected additions/retirements)</i>	\$3,544,469.00
2. Total net book value payment	\$10,633.41
3. Minimum payment	\$0.00
4. Megawatt capacity	0.0
5. Megawatt capacity payment	\$0.00
6. Closed/decommissioned production plant (phased down) payment	\$0.00
7. Subtotal (<i>sum of Lines 2, 3, 5 and 6</i>)	\$10,633.41
8. Population cap	\$316,200.00
9. Adjusted subtotal (<i>lesser of Line 7 or Line 8</i>)	\$10,633.41
10. Adjacent site incentive payment	\$0.00
11. Baseload incentive payment	\$0.00
12. Co-generation incentive payment	\$0.00
13. Alternative energy incentive payment	\$0.00
14. Total incentive payments (<i>sum of Lines 10 through 13</i>)	\$0.00
15. Spent nuclear fuel payment	\$0.00
16. Total Utility Aid – this is the utility aid payment listed on the front of the estimate (<i>sum of Lines 9, 14 and 15</i>)	\$10,633.41

Supplemental County and Municipal Aid

- Under state law, supplemental county and municipal aid paid to each county and municipality is determined by 2023 Wisconsin Act 12 (sec. 79.037, Wis. Stats.)
- For detailed information, review [county and municipal aid spreadsheet](#)


Supplemental County and Municipal Aid Calculation	
1. Prior year supplemental county and municipal aid	\$42,519.85
2. Increase due to sales tax revenue including adjustments (<i>district changes</i>)	\$977.96
3. Total Supplemental County and Municipal Aid (<i>sum of Lines 1 and 2</i>)	\$43,497.81

Expenditure Restraint Incentive Program

- Only municipalities are eligible to receive Expenditure Restraint Incentive Program (ERIP) payments
- Under state law, in 2025, each municipality will receive a payment that is equal to the amount of the payment received by the municipality in 2024 (sec. 79.05(4), Wis. Stats., from 2023 WI Act 12 – notwithstanding subs. (2) and (3))

Contact Information

If you have questions, contact us at lgs@wisconsin.gov, (608) 266-8618 or (608) 261-5167.



State of Wisconsin • DEPARTMENT OF REVENUE

DIVISION OF STATE AND LOCAL FINANCE • BUREAU OF LOCAL GOVERNMENT SERVICES • 2135 RIMROCK RD MADISON, WI 53713

Mailing Address:
PO Box 8971 #6-97
Madison WI 53708-8971
Fax: (608) 264-6887
lgs@wisconsin.gov

September 13, 2024

HOLLY NYHUS
TOWN OF CUMBERLAND
902 20TH AVE
CUMBERLAND WI 54829

Notice of Shared Revenue – 2025 Original Estimate

Notice Information

The Wisconsin Department of Revenue (DOR) is providing the **estimated** shared revenue amounts your local government will receive in 2025 under current state law for county and municipal aid, supplemental county and municipal aid, utility aid and the expenditure restraint incentive program. This does not include adjustments, shown on the July and November payment notices.

District	TOWN OF CUMBERLAND	County	BARRON	Co-muni code	03-018
-----------------	--------------------	---------------	--------	---------------------	--------

Estimate Information

For an explanation of each aid payment listed below, review the additional information in this notice.

2025 Original Estimate	
1. County and municipal aid	\$31,730.97
2. Utility aid	\$200.91
3. Supplemental county and municipal aid	\$44,734.97
4. Expenditure restraint incentive program	\$0.00
5. Total Estimated 2025 Payments (sum of Lines 1-4)	\$76,666.85

Payment Information

Your local government will receive two distributions in 2025 :

- July 28, 2025: 15% of Line 1, 2, and 3 and 100% of Line 4 (*shown above*)
- November 17, 2025: balance of your 2025 aid payments

County and Municipal Aid

Under state law, the county and municipal aid paid to each county and municipality must be equal to the amount determined in 2012 (sec. 79.036, Wis. Stats.) and adjusted for fallen protective services insurance reimbursement (sec. 79.036(4), Wis. Stats.).

County and Municipal Aid Calculation	
1. Prior year county and municipal aid	\$31,019.81
2. Increase due to sales tax revenue, including adjustments (<i>district changes</i>)	\$713.45
3. Fallen protective services insurance adjustment	-\$2.29
4. Fallen protective services insurance reimbursement (<i>reported to DOR</i>)	\$0.00
5. Total County and Municipal Aid (sum of Lines 1-4)	\$31,730.97

Utility Aid

- Under state law, utility aid is distributed to each county and municipality where tax-exempt utility property is located (sec. 79.04, Wis. Stats.)
- Utility companies report utility property information to DOR annually
- DOR uses the provided information to accurately calculate utility aid (*shown below*)

Utility Aid Calculation	
1. Net book value, <i>as of December 31, 2024 (including expected additions/retirements)</i>	\$66,970.00
2. Total net book value payment	\$200.91
3. Minimum payment	\$0.00
4. Megawatt capacity	0.0
5. Megawatt capacity payment	\$0.00
6. Closed/decommissioned production plant (phased down) payment	\$0.00
7. Subtotal (<i>sum of Lines 2, 3, 5 and 6</i>)	\$200.91
8. Population cap	\$347,225.00
9. Adjusted subtotal (<i>lesser of Line 7 or Line 8</i>)	\$200.91
10. Adjacent site incentive payment	\$0.00
11. Baseload incentive payment	\$0.00
12. Co-generation incentive payment	\$0.00
13. Alternative energy incentive payment	\$0.00
14. Total incentive payments (<i>sum of Lines 10 through 13</i>)	\$0.00
15. Spent nuclear fuel payment	\$0.00
16. Total Utility Aid – this is the utility aid payment listed on the front of the estimate (<i>sum of Lines 9, 14 and 15</i>)	\$200.91

Supplemental County and Municipal Aid

- Under state law, supplemental county and municipal aid paid to each county and municipality is determined by 2023 Wisconsin Act 12 (sec. 79.037, Wis. Stats.)
- For detailed information, review [county and municipal aid spreadsheet](#)

Supplemental County and Municipal Aid Calculation	
1. Prior year supplemental county and municipal aid	\$43,729.20
2. Increase due to sales tax revenue including adjustments (<i>district changes</i>)	\$1,005.77
3. Total Supplemental County and Municipal Aid (<i>sum of Lines 1 and 2</i>)	\$44,734.97

Expenditure Restraint Incentive Program

- Only municipalities are eligible to receive Expenditure Restraint Incentive Program (ERIP) payments
- Under state law, in 2025, each municipality will receive a payment that is equal to the amount of the payment received by the municipality in 2024 (sec. 79.05(4), Wis. Stats., from 2023 WI Act 12 – notwithstanding subs. (2) and (3))

Contact Information

If you have questions, contact us at lgs@wisconsin.gov, (608) 266-8618 or (608) 261-5167.



State of Wisconsin • DEPARTMENT OF REVENUE

DIVISION OF STATE AND LOCAL FINANCE • BUREAU OF LOCAL GOVERNMENT SERVICES • 2135 RIMROCK RD MADISON, WI 53713

Mailing Address:
PO Box 8971 #6-97
Madison WI 53708-8971
Fax: (608) 264-6887
lgs@wisconsin.gov

September 13, 2024

KAROLYN BARTLETT
TOWN OF DALLAS
517 14 1/2 ST
DALLAS WI 54733-9640

Notice of Shared Revenue – 2025 Original Estimate

Notice Information

The Wisconsin Department of Revenue (DOR) is providing the **estimated** shared revenue amounts your local government will receive in 2025 under current state law for county and municipal aid, supplemental county and municipal aid, utility aid and the expenditure restraint incentive program. This does not include adjustments, shown on the July and November payment notices.

District	TOWN OF DALLAS	County	BARRON	Co-muni code	03-020
-----------------	----------------	---------------	--------	---------------------	--------

Estimate Information

For an explanation of each aid payment listed below, review the additional information in this notice.

2025 Original Estimate	
1. County and municipal aid	\$35,742.16
2. Utility aid	\$7,023.36
3. Supplemental county and municipal aid	\$40,524.70
4. Expenditure restraint incentive program	\$0.00
5. Total Estimated 2025 Payments (sum of Lines 1-4)	\$83,290.22

Payment Information

Your local government will receive two distributions in 2025 :

- July 28, 2025: 15% of Line 1, 2, and 3 and 100% of Line 4 (*shown above*)
- November 17, 2025: balance of your 2025 aid payments

County and Municipal Aid

Under state law, the county and municipal aid paid to each county and municipality must be equal to the amount determined in 2012 (sec. 79.036, Wis. Stats.) and adjusted for fallen protective services insurance reimbursement (sec. 79.036(4), Wis. Stats.).

County and Municipal Aid Calculation	
1. Prior year county and municipal aid	\$34,941.10
2. Increase due to sales tax revenue, including adjustments (<i>district changes</i>)	\$803.64
3. Fallen protective services insurance adjustment	-\$2.58
4. Fallen protective services insurance reimbursement (<i>reported to DOR</i>)	\$0.00
5. Total County and Municipal Aid (sum of Lines 1-4)	\$35,742.16

Utility Aid

- Under state law, utility aid is distributed to each county and municipality where tax-exempt utility property is located (sec. 79.04, Wis. Stats.)
- Utility companies report utility property information to DOR annually
- DOR uses the provided information to accurately calculate utility aid (*shown below*)

Utility Aid Calculation	
1. Net book value, <i>as of December 31, 2024 (including expected additions/retirements)</i>	\$2,341,119.00
2. Total net book value payment	\$7,023.36
3. Minimum payment	\$0.00
4. Megawatt capacity	0.0
5. Megawatt capacity payment	\$0.00
6. Closed/decommissioned production plant (phased down) payment	\$0.00
7. Subtotal (<i>sum of Lines 2, 3, 5 and 6</i>)	\$7,023.36
8. Population cap	\$241,400.00
9. Adjusted subtotal (<i>lesser of Line 7 or Line 8</i>)	\$7,023.36
10. Adjacent site incentive payment	\$0.00
11. Baseload incentive payment	\$0.00
12. Co-generation incentive payment	\$0.00
13. Alternative energy incentive payment	\$0.00
14. Total incentive payments (<i>sum of Lines 10 through 13</i>)	\$0.00
15. Spent nuclear fuel payment	\$0.00
16. Total Utility Aid – this is the utility aid payment listed on the front of the estimate (<i>sum of Lines 9, 14 and 15</i>)	\$7,023.36

Supplemental County and Municipal Aid

- Under state law, supplemental county and municipal aid paid to each county and municipality is determined by 2023 Wisconsin Act 12 (sec. 79.037, Wis. Stats.)
- For detailed information, review [county and municipal aid spreadsheet](#)

Supplemental County and Municipal Aid Calculation	
1. Prior year supplemental county and municipal aid	\$39,613.59
2. Increase due to sales tax revenue including adjustments (<i>district changes</i>)	\$911.11
3. Total Supplemental County and Municipal Aid (<i>sum of Lines 1 and 2</i>)	\$40,524.70

Expenditure Restraint Incentive Program

- Only municipalities are eligible to receive Expenditure Restraint Incentive Program (ERIP) payments
- Under state law, in 2025, each municipality will receive a payment that is equal to the amount of the payment received by the municipality in 2024 (sec. 79.05(4), Wis. Stats., from 2023 WI Act 12 – notwithstanding subs. (2) and (3))

Contact Information

If you have questions, contact us at lgs@wisconsin.gov, (608) 266-8618 or (608) 261-5167.



State of Wisconsin • DEPARTMENT OF REVENUE

DIVISION OF STATE AND LOCAL FINANCE • BUREAU OF LOCAL GOVERNMENT SERVICES • 2135 RIMROCK RD MADISON, WI 53713

Mailing Address:
PO Box 8971 #6-97
Madison WI 53708-8971
Fax: (608) 264-6887
lgs@wisconsin.gov

September 13, 2024

LOUISE CODY
TOWN OF DOVRE
304 25 1/2 ST
CHETEK WI 54728-6321

Notice of Shared Revenue – 2025 Original Estimate

Notice Information

The Wisconsin Department of Revenue (DOR) is providing the **estimated** shared revenue amounts your local government will receive in 2025 under current state law for county and municipal aid, supplemental county and municipal aid, utility aid and the expenditure restraint incentive program. This does not include adjustments, shown on the July and November payment notices.

District	TOWN OF DOVRE	County	BARRON	Co-muni code	03-022
-----------------	---------------	---------------	--------	---------------------	--------

Estimate Information

For an explanation of each aid payment listed below, review the additional information in this notice.

2025 Original Estimate	
1. County and municipal aid	\$55,929.57
2. Utility aid	\$1,653.71
3. Supplemental county and municipal aid	\$44,872.42
4. Expenditure restraint incentive program	\$0.00
5. Total Estimated 2025 Payments (sum of Lines 1-4)	\$102,455.70

Payment Information

Your local government will receive two distributions in 2025 :

- July 28, 2025: 15% of Line 1, 2, and 3 and 100% of Line 4 (*shown above*)
- November 17, 2025: balance of your 2025 aid payments

County and Municipal Aid

Under state law, the county and municipal aid paid to each county and municipality must be equal to the amount determined in 2012 (sec. 79.036, Wis. Stats.) and adjusted for fallen protective services insurance reimbursement (sec. 79.036(4), Wis. Stats.).

County and Municipal Aid Calculation	
1. Prior year county and municipal aid	\$54,676.06
2. Increase due to sales tax revenue, including adjustments (<i>district changes</i>)	\$1,257.55
3. Fallen protective services insurance adjustment	-\$4.04
4. Fallen protective services insurance reimbursement (<i>reported to DOR</i>)	\$0.00
5. Total County and Municipal Aid (sum of Lines 1-4)	\$55,929.57

Utility Aid

- Under state law, utility aid is distributed to each county and municipality where tax-exempt utility property is located (sec. 79.04, Wis. Stats.)
- Utility companies report utility property information to DOR annually
- DOR uses the provided information to accurately calculate utility aid (*shown below*)

Utility Aid Calculation	
1. Net book value, as of December 31, 2024 (including expected additions/retirements)	\$551,236.00
2. Total net book value payment	\$1,653.71
3. Minimum payment	\$0.00
4. Megawatt capacity	0.0
5. Megawatt capacity payment	\$0.00
6. Closed/decommissioned production plant (phased down) payment	\$0.00
7. Subtotal (sum of Lines 2, 3, 5 and 6)	\$1,653.71
8. Population cap	\$351,475.00
9. Adjusted subtotal (lesser of Line 7 or Line 8)	\$1,653.71
10. Adjacent site incentive payment	\$0.00
11. Baseload incentive payment	\$0.00
12. Co-generation incentive payment	\$0.00
13. Alternative energy incentive payment	\$0.00
14. Total incentive payments (sum of Lines 10 through 13)	\$0.00
15. Spent nuclear fuel payment	\$0.00
16. Total Utility Aid – this is the utility aid payment listed on the front of the estimate (sum of Lines 9, 14 and 15)	\$1,653.71

Supplemental County and Municipal Aid

- Under state law, supplemental county and municipal aid paid to each county and municipality is determined by 2023 Wisconsin Act 12 (sec. 79.037, Wis. Stats.)
- For detailed information, review [county and municipal aid spreadsheet](#)

Supplemental County and Municipal Aid Calculation	
1. Prior year supplemental county and municipal aid	\$43,863.56
2. Increase due to sales tax revenue including adjustments (<i>district changes</i>)	\$1,008.86
3. Total Supplemental County and Municipal Aid (sum of Lines 1 and 2)	\$44,872.42

Expenditure Restraint Incentive Program

- Only municipalities are eligible to receive Expenditure Restraint Incentive Program (ERIP) payments
- Under state law, in 2025, each municipality will receive a payment that is equal to the amount of the payment received by the municipality in 2024 (sec. 79.05(4), Wis. Stats., from 2023 WI Act 12 – notwithstanding subs. (2) and (3))

Contact Information

If you have questions, contact us at lgs@wisconsin.gov, (608) 266-8618 or (608) 261-5167.



State of Wisconsin • DEPARTMENT OF REVENUE

DIVISION OF STATE AND LOCAL FINANCE • BUREAU OF LOCAL GOVERNMENT SERVICES • 2135 RIMROCK RD MADISON, WI 53713

Mailing Address:
PO Box 8971 #6-97
Madison WI 53708-8971
Fax: (608) 264-6887
lgs@wisconsin.gov

September 13, 2024

VICTOR DROST
TOWN OF DOYLE
2248 27TH ST
RICE LAKE WI 54868-9062

Notice of Shared Revenue – 2025 Original Estimate

Notice Information

The Wisconsin Department of Revenue (DOR) is providing the **estimated** shared revenue amounts your local government will receive in 2025 under current state law for county and municipal aid, supplemental county and municipal aid, utility aid and the expenditure restraint incentive program. This does not include adjustments, shown on the July and November payment notices.

District	TOWN OF DOYLE	County	BARRON	Co-muni code	03-024
-----------------	---------------	---------------	--------	---------------------	--------

Estimate Information

For an explanation of each aid payment listed below, review the additional information in this notice.

2025 Original Estimate	
1. County and municipal aid	\$29,335.44
2. Utility aid	\$0.00
3. Supplemental county and municipal aid	\$39,098.08
4. Expenditure restraint incentive program	\$0.00
5. Total Estimated 2025 Payments (sum of Lines 1-4)	\$68,433.52

Payment Information

Your local government will receive two distributions in 2025 :

- July 28, 2025: 15% of Line 1, 2, and 3 and 100% of Line 4 (*shown above*)
- November 17, 2025: balance of your 2025 aid payments

County and Municipal Aid

Under state law, the county and municipal aid paid to each county and municipality must be equal to the amount determined in 2012 (sec. 79.036, Wis. Stats.) and adjusted for fallen protective services insurance reimbursement (sec. 79.036(4), Wis. Stats.).

County and Municipal Aid Calculation	
1. Prior year county and municipal aid	\$28,677.97
2. Increase due to sales tax revenue, including adjustments (<i>district changes</i>)	\$659.59
3. Fallen protective services insurance adjustment	-\$2.12
4. Fallen protective services insurance reimbursement (<i>reported to DOR</i>)	\$0.00
5. Total County and Municipal Aid (sum of Lines 1-4)	\$29,335.44

Utility Aid

- Under state law, utility aid is distributed to each county and municipality where tax-exempt utility property is located (sec. 79.04, Wis. Stats.)
- Utility companies report utility property information to DOR annually
- DOR uses the provided information to accurately calculate utility aid (*shown below*)

Utility Aid Calculation	
1. Net book value, <i>as of December 31, 2024 (including expected additions/retirements)</i>	\$0.00
2. Total net book value payment	\$0.00
3. Minimum payment	\$0.00
4. Megawatt capacity	0.0
5. Megawatt capacity payment	\$0.00
6. Closed/decommissioned production plant (phased down) payment	\$0.00
7. Subtotal (<i>sum of Lines 2, 3, 5 and 6</i>)	\$0.00
8. Population cap	\$210,800.00
9. Adjusted subtotal (<i>lesser of Line 7 or Line 8</i>)	\$0.00
10. Adjacent site incentive payment	\$0.00
11. Baseload incentive payment	\$0.00
12. Co-generation incentive payment	\$0.00
13. Alternative energy incentive payment	\$0.00
14. Total incentive payments (<i>sum of Lines 10 through 13</i>)	\$0.00
15. Spent nuclear fuel payment	\$0.00
16. Total Utility Aid – this is the utility aid payment listed on the front of the estimate (<i>sum of Lines 9, 14 and 15</i>)	\$0.00

Supplemental County and Municipal Aid

- Under state law, supplemental county and municipal aid paid to each county and municipality is determined by 2023 Wisconsin Act 12 (sec. 79.037, Wis. Stats.)
- For detailed information, review [county and municipal aid spreadsheet](#)

Supplemental County and Municipal Aid Calculation	
1. Prior year supplemental county and municipal aid	\$38,219.04
2. Increase due to sales tax revenue including adjustments (<i>district changes</i>)	\$879.04
3. Total Supplemental County and Municipal Aid (<i>sum of Lines 1 and 2</i>)	\$39,098.08

Expenditure Restraint Incentive Program

- Only municipalities are eligible to receive Expenditure Restraint Incentive Program (ERIP) payments
- Under state law, in 2025, each municipality will receive a payment that is equal to the amount of the payment received by the municipality in 2024 (sec. 79.05(4), Wis. Stats., from 2023 WI Act 12 – notwithstanding subs. (2) and (3))

Contact Information

If you have questions, contact us at lgs@wisconsin.gov, (608) 266-8618 or (608) 261-5167.



State of Wisconsin • DEPARTMENT OF REVENUE

DIVISION OF STATE AND LOCAL FINANCE • BUREAU OF LOCAL GOVERNMENT SERVICES • 2135 RIMROCK RD MADISON, WI 53713

Mailing Address:
PO Box 8971 #6-97
Madison WI 53708-8971
Fax: (608) 264-6887
lgs@wisconsin.gov

September 13, 2024

DANIELLE MAXWELL-PARKER
TOWN OF LAKELAND
PO BOX 28
BARRONETT WI 54813-0028

Notice of Shared Revenue – 2025 Original Estimate

Notice Information

The Wisconsin Department of Revenue (DOR) is providing the **estimated** shared revenue amounts your local government will receive in 2025 under current state law for county and municipal aid, supplemental county and municipal aid, utility aid and the expenditure restraint incentive program. This does not include adjustments, shown on the July and November payment notices.

District	TOWN OF LAKELAND	County	BARRON	Co-muni code	03-026
-----------------	------------------	---------------	--------	---------------------	--------

Estimate Information

For an explanation of each aid payment listed below, review the additional information in this notice.

2025 Original Estimate	
1. County and municipal aid	\$15,331.56
2. Utility aid	\$0.00
3. Supplemental county and municipal aid	\$46,831.03
4. Expenditure restraint incentive program	\$0.00
5. Total Estimated 2025 Payments (sum of Lines 1-4)	\$62,162.59

Payment Information

Your local government will receive two distributions in 2025 :

- July 28, 2025: 15% of Line 1, 2, and 3 and 100% of Line 4 (*shown above*)
- November 17, 2025: balance of your 2025 aid payments

County and Municipal Aid

Under state law, the county and municipal aid paid to each county and municipality must be equal to the amount determined in 2012 (sec. 79.036, Wis. Stats.) and adjusted for fallen protective services insurance reimbursement (sec. 79.036(4), Wis. Stats.).

County and Municipal Aid Calculation	
1. Prior year county and municipal aid	\$14,987.95
2. Increase due to sales tax revenue, including adjustments (<i>district changes</i>)	\$344.72
3. Fallen protective services insurance adjustment	-\$1.11
4. Fallen protective services insurance reimbursement (<i>reported to DOR</i>)	\$0.00
5. Total County and Municipal Aid (sum of Lines 1-4)	\$15,331.56

Utility Aid

- Under state law, utility aid is distributed to each county and municipality where tax-exempt utility property is located (sec. 79.04, Wis. Stats.)
- Utility companies report utility property information to DOR annually
- DOR uses the provided information to accurately calculate utility aid (*shown below*)

Utility Aid Calculation	
1. Net book value, <i>as of December 31, 2024 (including expected additions/retirements)</i>	\$0.00
2. Total net book value payment	\$0.00
3. Minimum payment	\$0.00
4. Megawatt capacity	0.0
5. Megawatt capacity payment	\$0.00
6. Closed/decommissioned production plant (phased down) payment	\$0.00
7. Subtotal (<i>sum of Lines 2, 3, 5 and 6</i>)	\$0.00
8. Population cap	\$407,150.00
9. Adjusted subtotal (<i>lesser of Line 7 or Line 8</i>)	\$0.00
10. Adjacent site incentive payment	\$0.00
11. Baseload incentive payment	\$0.00
12. Co-generation incentive payment	\$0.00
13. Alternative energy incentive payment	\$0.00
14. Total incentive payments (<i>sum of Lines 10 through 13</i>)	\$0.00
15. Spent nuclear fuel payment	\$0.00
16. Total Utility Aid – this is the utility aid payment listed on the front of the estimate (<i>sum of Lines 9, 14 and 15</i>)	\$0.00

Supplemental County and Municipal Aid

- Under state law, supplemental county and municipal aid paid to each county and municipality is determined by 2023 Wisconsin Act 12 (sec. 79.037, Wis. Stats.)
- For detailed information, review [county and municipal aid spreadsheet](#)

Supplemental County and Municipal Aid Calculation	
1. Prior year supplemental county and municipal aid	\$45,778.13
2. Increase due to sales tax revenue including adjustments (<i>district changes</i>)	\$1,052.90
3. Total Supplemental County and Municipal Aid (<i>sum of Lines 1 and 2</i>)	\$46,831.03

Expenditure Restraint Incentive Program

- Only municipalities are eligible to receive Expenditure Restraint Incentive Program (ERIP) payments
- Under state law, in 2025, each municipality will receive a payment that is equal to the amount of the payment received by the municipality in 2024 (sec. 79.05(4), Wis. Stats., from 2023 WI Act 12 – notwithstanding subs. (2) and (3))

Contact Information

If you have questions, contact us at lgs@wisconsin.gov, (608) 266-8618 or (608) 261-5167.



State of Wisconsin • DEPARTMENT OF REVENUE

DIVISION OF STATE AND LOCAL FINANCE • BUREAU OF LOCAL GOVERNMENT SERVICES • 2135 RIMROCK RD MADISON, WI 53713

Mailing Address:
PO Box 8971 #6-97
Madison WI 53708-8971
Fax: (608) 264-6887
lgs@wisconsin.gov

September 13, 2024

ANGELA YOUNG
TOWN OF MAPLE GROVE
1711 8 1/2 AVE
CHETEK WI 54728-9742

Notice of Shared Revenue – 2025 Original Estimate

Notice Information

The Wisconsin Department of Revenue (DOR) is providing the **estimated** shared revenue amounts your local government will receive in 2025 under current state law for county and municipal aid, supplemental county and municipal aid, utility aid and the expenditure restraint incentive program. This does not include adjustments, shown on the July and November payment notices.

District	TOWN OF MAPLE GROVE	County	BARRON	Co-muni code	03-028
-----------------	---------------------	---------------	--------	---------------------	--------

Estimate Information

For an explanation of each aid payment listed below, review the additional information in this notice.

2025 Original Estimate	
1. County and municipal aid	\$93,499.58
2. Utility aid	\$0.00
3. Supplemental county and municipal aid	\$45,714.32
4. Expenditure restraint incentive program	\$0.00
5. Total Estimated 2025 Payments (sum of Lines 1-4)	\$139,213.90

Payment Information

Your local government will receive two distributions in 2025 :

- July 28, 2025: 15% of Line 1, 2, and 3 and 100% of Line 4 (*shown above*)
- November 17, 2025: balance of your 2025 aid payments

County and Municipal Aid

Under state law, the county and municipal aid paid to each county and municipality must be equal to the amount determined in 2012 (sec. 79.036, Wis. Stats.) and adjusted for fallen protective services insurance reimbursement (sec. 79.036(4), Wis. Stats.).

County and Municipal Aid Calculation	
1. Prior year county and municipal aid	\$91,404.05
2. Increase due to sales tax revenue, including adjustments (<i>district changes</i>)	\$2,102.29
3. Fallen protective services insurance adjustment	-\$6.76
4. Fallen protective services insurance reimbursement (<i>reported to DOR</i>)	\$0.00
5. Total County and Municipal Aid (sum of Lines 1-4)	\$93,499.58

Utility Aid

- Under state law, utility aid is distributed to each county and municipality where tax-exempt utility property is located (sec. 79.04, Wis. Stats.)
- Utility companies report utility property information to DOR annually
- DOR uses the provided information to accurately calculate utility aid (*shown below*)

Utility Aid Calculation	
1. Net book value, <i>as of December 31, 2024 (including expected additions/retirements)</i>	\$0.00
2. Total net book value payment	\$0.00
3. Minimum payment	\$0.00
4. Megawatt capacity	0.0
5. Megawatt capacity payment	\$0.00
6. Closed/decommissioned production plant (phased down) payment	\$0.00
7. Subtotal (<i>sum of Lines 2, 3, 5 and 6</i>)	\$0.00
8. Population cap	\$369,325.00
9. Adjusted subtotal (<i>lesser of Line 7 or Line 8</i>)	\$0.00
10. Adjacent site incentive payment	\$0.00
11. Baseload incentive payment	\$0.00
12. Co-generation incentive payment	\$0.00
13. Alternative energy incentive payment	\$0.00
14. Total incentive payments (<i>sum of Lines 10 through 13</i>)	\$0.00
15. Spent nuclear fuel payment	\$0.00
16. Total Utility Aid – this is the utility aid payment listed on the front of the estimate (<i>sum of Lines 9, 14 and 15</i>)	\$0.00

Supplemental County and Municipal Aid

- Under state law, supplemental county and municipal aid paid to each county and municipality is determined by 2023 Wisconsin Act 12 (sec. 79.037, Wis. Stats.)
- For detailed information, review [county and municipal aid spreadsheet](#)

Supplemental County and Municipal Aid Calculation	
1. Prior year supplemental county and municipal aid	\$44,686.53
2. Increase due to sales tax revenue including adjustments (<i>district changes</i>)	\$1,027.79
3. Total Supplemental County and Municipal Aid (<i>sum of Lines 1 and 2</i>)	\$45,714.32

Expenditure Restraint Incentive Program

- Only municipalities are eligible to receive Expenditure Restraint Incentive Program (ERIP) payments
- Under state law, in 2025, each municipality will receive a payment that is equal to the amount of the payment received by the municipality in 2024 (sec. 79.05(4), Wis. Stats., from 2023 WI Act 12 – notwithstanding subs. (2) and (3))

Contact Information

If you have questions, contact us at lgs@wisconsin.gov, (608) 266-8618 or (608) 261-5167.



State of Wisconsin • DEPARTMENT OF REVENUE

DIVISION OF STATE AND LOCAL FINANCE • BUREAU OF LOCAL GOVERNMENT SERVICES • 2135 RIMROCK RD MADISON, WI 53713

Mailing Address:
PO Box 8971 #6-97
Madison WI 53708-8971
Fax: (608) 264-6887
lgs@wisconsin.gov

September 13, 2024

DANIELLE MAXWELL-PARKER
TOWN OF MAPLE PLAIN
PO BOX 1319, 393 26TH AVE
CUMBERLAND WI 54829

Notice of Shared Revenue – 2025 Original Estimate

Notice Information

The Wisconsin Department of Revenue (DOR) is providing the **estimated** shared revenue amounts your local government will receive in 2025 under current state law for county and municipal aid, supplemental county and municipal aid, utility aid and the expenditure restraint incentive program. This does not include adjustments, shown on the July and November payment notices.

District	TOWN OF MAPLE PLAIN	County	BARRON	Co-muni code	03-030
-----------------	---------------------	---------------	--------	---------------------	--------

Estimate Information

For an explanation of each aid payment listed below, review the additional information in this notice.

2025 Original Estimate	
1. County and municipal aid	\$8,255.63
2. Utility aid	\$0.00
3. Supplemental county and municipal aid	\$45,336.33
4. Expenditure restraint incentive program	\$0.00
5. Total Estimated 2025 Payments (sum of Lines 1-4)	\$53,591.96

Payment Information

Your local government will receive two distributions in 2025 :

- July 28, 2025: 15% of Line 1, 2, and 3 and 100% of Line 4 (*shown above*)
- November 17, 2025: balance of your 2025 aid payments

County and Municipal Aid

Under state law, the county and municipal aid paid to each county and municipality must be equal to the amount determined in 2012 (sec. 79.036, Wis. Stats.) and adjusted for fallen protective services insurance reimbursement (sec. 79.036(4), Wis. Stats.).

County and Municipal Aid Calculation	
1. Prior year county and municipal aid	\$8,070.61
2. Increase due to sales tax revenue, including adjustments (<i>district changes</i>)	\$185.62
3. Fallen protective services insurance adjustment	-\$0.60
4. Fallen protective services insurance reimbursement (<i>reported to DOR</i>)	\$0.00
5. Total County and Municipal Aid (sum of Lines 1-4)	\$8,255.63

Utility Aid

- Under state law, utility aid is distributed to each county and municipality where tax-exempt utility property is located (sec. 79.04, Wis. Stats.)
- Utility companies report utility property information to DOR annually
- DOR uses the provided information to accurately calculate utility aid (*shown below*)

Utility Aid Calculation	
1. Net book value, <i>as of December 31, 2024 (including expected additions/retirements)</i>	\$0.00
2. Total net book value payment	\$0.00
3. Minimum payment	\$0.00
4. Megawatt capacity	0.0
5. Megawatt capacity payment	\$0.00
6. Closed/decommissioned production plant (phased down) payment	\$0.00
7. Subtotal (<i>sum of Lines 2, 3, 5 and 6</i>)	\$0.00
8. Population cap	\$365,925.00
9. Adjusted subtotal (<i>lesser of Line 7 or Line 8</i>)	\$0.00
10. Adjacent site incentive payment	\$0.00
11. Baseload incentive payment	\$0.00
12. Co-generation incentive payment	\$0.00
13. Alternative energy incentive payment	\$0.00
14. Total incentive payments (<i>sum of Lines 10 through 13</i>)	\$0.00
15. Spent nuclear fuel payment	\$0.00
16. Total Utility Aid – this is the utility aid payment listed on the front of the estimate (<i>sum of Lines 9, 14 and 15</i>)	\$0.00

Supplemental County and Municipal Aid

- Under state law, supplemental county and municipal aid paid to each county and municipality is determined by 2023 Wisconsin Act 12 (sec. 79.037, Wis. Stats.)
- For detailed information, review [county and municipal aid spreadsheet](#)

Supplemental County and Municipal Aid Calculation	
1. Prior year supplemental county and municipal aid	\$44,317.04
2. Increase due to sales tax revenue including adjustments (<i>district changes</i>)	\$1,019.29
3. Total Supplemental County and Municipal Aid (<i>sum of Lines 1 and 2</i>)	\$45,336.33

Expenditure Restraint Incentive Program

- Only municipalities are eligible to receive Expenditure Restraint Incentive Program (ERIP) payments
- Under state law, in 2025, each municipality will receive a payment that is equal to the amount of the payment received by the municipality in 2024 (sec. 79.05(4), Wis. Stats., from 2023 WI Act 12 – notwithstanding subs. (2) and (3))

Contact Information

If you have questions, contact us at lgs@wisconsin.gov, (608) 266-8618 or (608) 261-5167.



State of Wisconsin • DEPARTMENT OF REVENUE

DIVISION OF STATE AND LOCAL FINANCE • BUREAU OF LOCAL GOVERNMENT SERVICES • 2135 RIMROCK RD MADISON, WI 53713

Mailing Address:
PO Box 8971 #6-97
Madison WI 53708-8971
Fax: (608) 264-6887
lgs@wisconsin.gov

September 13, 2024

JACQUE SCHAFFER
TOWN OF OAK GROVE
1971 30TH AVE
RICE LAKE WI 54868-9357

Notice of Shared Revenue – 2025 Original Estimate

Notice Information

The Wisconsin Department of Revenue (DOR) is providing the **estimated** shared revenue amounts your local government will receive in 2025 under current state law for county and municipal aid, supplemental county and municipal aid, utility aid and the expenditure restraint incentive program. This does not include adjustments, shown on the July and November payment notices.

District	TOWN OF OAK GROVE	County	BARRON	Co-muni code	03-032
-----------------	-------------------	---------------	--------	---------------------	--------

Estimate Information

For an explanation of each aid payment listed below, review the additional information in this notice.

2025 Original Estimate	
1. County and municipal aid	\$51,803.06
2. Utility aid	\$0.00
3. Supplemental county and municipal aid	\$47,346.40
4. Expenditure restraint incentive program	\$0.00
5. Total Estimated 2025 Payments (sum of Lines 1-4)	\$99,149.46

Payment Information

Your local government will receive two distributions in 2025 :

- July 28, 2025: 15% of Line 1, 2, and 3 and 100% of Line 4 (*shown above*)
- November 17, 2025: balance of your 2025 aid payments

County and Municipal Aid

Under state law, the county and municipal aid paid to each county and municipality must be equal to the amount determined in 2012 (sec. 79.036, Wis. Stats.) and adjusted for fallen protective services insurance reimbursement (sec. 79.036(4), Wis. Stats.).

County and Municipal Aid Calculation	
1. Prior year county and municipal aid	\$50,642.03
2. Increase due to sales tax revenue, including adjustments (<i>district changes</i>)	\$1,164.77
3. Fallen protective services insurance adjustment	-\$3.74
4. Fallen protective services insurance reimbursement (<i>reported to DOR</i>)	\$0.00
5. Total County and Municipal Aid (sum of Lines 1-4)	\$51,803.06

Utility Aid

- Under state law, utility aid is distributed to each county and municipality where tax-exempt utility property is located (sec. 79.04, Wis. Stats.)
- Utility companies report utility property information to DOR annually
- DOR uses the provided information to accurately calculate utility aid (*shown below*)

Utility Aid Calculation	
1. Net book value, <i>as of December 31, 2024 (including expected additions/retirements)</i>	\$0.00
2. Total net book value payment	\$0.00
3. Minimum payment	\$0.00
4. Megawatt capacity	0.0
5. Megawatt capacity payment	\$0.00
6. Closed/decommissioned production plant (phased down) payment	\$0.00
7. Subtotal (<i>sum of Lines 2, 3, 5 and 6</i>)	\$0.00
8. Population cap	\$413,525.00
9. Adjusted subtotal (<i>lesser of Line 7 or Line 8</i>)	\$0.00
10. Adjacent site incentive payment	\$0.00
11. Baseload incentive payment	\$0.00
12. Co-generation incentive payment	\$0.00
13. Alternative energy incentive payment	\$0.00
14. Total incentive payments (<i>sum of Lines 10 through 13</i>)	\$0.00
15. Spent nuclear fuel payment	\$0.00
16. Total Utility Aid – this is the utility aid payment listed on the front of the estimate (<i>sum of Lines 9, 14 and 15</i>)	\$0.00

Supplemental County and Municipal Aid

- Under state law, supplemental county and municipal aid paid to each county and municipality is determined by 2023 Wisconsin Act 12 (sec. 79.037, Wis. Stats.)
- For detailed information, review [county and municipal aid spreadsheet](#)

Supplemental County and Municipal Aid Calculation	
1. Prior year supplemental county and municipal aid	\$46,281.92
2. Increase due to sales tax revenue including adjustments (<i>district changes</i>)	\$1,064.48
3. Total Supplemental County and Municipal Aid (<i>sum of Lines 1 and 2</i>)	\$47,346.40

Expenditure Restraint Incentive Program

- Only municipalities are eligible to receive Expenditure Restraint Incentive Program (ERIP) payments
- Under state law, in 2025, each municipality will receive a payment that is equal to the amount of the payment received by the municipality in 2024 (sec. 79.05(4), Wis. Stats., from 2023 WI Act 12 – notwithstanding subs. (2) and (3))

Contact Information

If you have questions, contact us at lgs@wisconsin.gov, (608) 266-8618 or (608) 261-5167.



State of Wisconsin • DEPARTMENT OF REVENUE

DIVISION OF STATE AND LOCAL FINANCE • BUREAU OF LOCAL GOVERNMENT SERVICES • 2135 RIMROCK RD MADISON, WI 53713

Mailing Address:
PO Box 8971 #6-97
Madison WI 53708-8971
Fax: (608) 264-6887
lgs@wisconsin.gov

September 13, 2024

VICKI BUCK
TOWN OF PRAIRIE FARM
624 1ST AVE
PRAIRIE FARM WI 54762-9406

Notice of Shared Revenue – 2025 Original Estimate

Notice Information

The Wisconsin Department of Revenue (DOR) is providing the **estimated** shared revenue amounts your local government will receive in 2025 under current state law for county and municipal aid, supplemental county and municipal aid, utility aid and the expenditure restraint incentive program. This does not include adjustments, shown on the July and November payment notices.

District	TOWN OF PRAIRIE FARM	County	BARRON	Co-muni code	03-034
-----------------	----------------------	---------------	--------	---------------------	--------

Estimate Information

For an explanation of each aid payment listed below, review the additional information in this notice.

2025 Original Estimate	
1. County and municipal aid	\$63,553.07
2. Utility aid	\$0.00
3. Supplemental county and municipal aid	\$40,576.27
4. Expenditure restraint incentive program	\$0.00
5. Total Estimated 2025 Payments (sum of Lines 1-4)	\$104,129.34

Payment Information

Your local government will receive two distributions in 2025 :

- July 28, 2025: 15% of Line 1, 2, and 3 and 100% of Line 4 (*shown above*)
- November 17, 2025: balance of your 2025 aid payments

County and Municipal Aid

Under state law, the county and municipal aid paid to each county and municipality must be equal to the amount determined in 2012 (sec. 79.036, Wis. Stats.) and adjusted for fallen protective services insurance reimbursement (sec. 79.036(4), Wis. Stats.).

County and Municipal Aid Calculation	
1. Prior year county and municipal aid	\$62,128.70
2. Increase due to sales tax revenue, including adjustments (<i>district changes</i>)	\$1,428.96
3. Fallen protective services insurance adjustment	-\$4.59
4. Fallen protective services insurance reimbursement (<i>reported to DOR</i>)	\$0.00
5. Total County and Municipal Aid (sum of Lines 1-4)	\$63,553.07

Utility Aid

- Under state law, utility aid is distributed to each county and municipality where tax-exempt utility property is located (sec. 79.04, Wis. Stats.)
- Utility companies report utility property information to DOR annually
- DOR uses the provided information to accurately calculate utility aid (*shown below*)

Utility Aid Calculation	
1. Net book value, as of December 31, 2024 (including expected additions/retirements)	\$0.00
2. Total net book value payment	\$0.00
3. Minimum payment	\$0.00
4. Megawatt capacity	0.0
5. Megawatt capacity payment	\$0.00
6. Closed/decommissioned production plant (phased down) payment	\$0.00
7. Subtotal (sum of Lines 2, 3, 5 and 6)	\$0.00
8. Population cap	\$242,675.00
9. Adjusted subtotal (lesser of Line 7 or Line 8)	\$0.00
10. Adjacent site incentive payment	\$0.00
11. Baseload incentive payment	\$0.00
12. Co-generation incentive payment	\$0.00
13. Alternative energy incentive payment	\$0.00
14. Total incentive payments (sum of Lines 10 through 13)	\$0.00
15. Spent nuclear fuel payment	\$0.00
16. Total Utility Aid – this is the utility aid payment listed on the front of the estimate (sum of Lines 9, 14 and 15)	\$0.00

Supplemental County and Municipal Aid

- Under state law, supplemental county and municipal aid paid to each county and municipality is determined by 2023 Wisconsin Act 12 (sec. 79.037, Wis. Stats.)
- For detailed information, review [county and municipal aid spreadsheet](#)

Supplemental County and Municipal Aid Calculation	
1. Prior year supplemental county and municipal aid	\$39,664.00
2. Increase due to sales tax revenue including adjustments (district changes)	\$912.27
3. Total Supplemental County and Municipal Aid (sum of Lines 1 and 2)	\$40,576.27

Expenditure Restraint Incentive Program

- Only municipalities are eligible to receive Expenditure Restraint Incentive Program (ERIP) payments
- Under state law, in 2025, each municipality will receive a payment that is equal to the amount of the payment received by the municipality in 2024 (sec. 79.05(4), Wis. Stats., from 2023 WI Act 12 – notwithstanding subs. (2) and (3))

Contact Information

If you have questions, contact us at lgs@wisconsin.gov, (608) 266-8618 or (608) 261-5167.



State of Wisconsin • DEPARTMENT OF REVENUE

DIVISION OF STATE AND LOCAL FINANCE • BUREAU OF LOCAL GOVERNMENT SERVICES • 2135 RIMROCK RD MADISON, WI 53713

Mailing Address:
PO Box 8971 #6-97
Madison WI 53708-8971
Fax: (608) 264-6887
lgs@wisconsin.gov

September 13, 2024

MEGAN GILES
TOWN OF PRAIRIE LAKE
796 21ST ST
CHETEK WI 54728-9723

Notice of Shared Revenue – 2025 Original Estimate

Notice Information

The Wisconsin Department of Revenue (DOR) is providing the **estimated** shared revenue amounts your local government will receive in 2025 under current state law for county and municipal aid, supplemental county and municipal aid, utility aid and the expenditure restraint incentive program. This does not include adjustments, shown on the July and November payment notices.

District	TOWN OF PRAIRIE LAKE	County	BARRON	Co-muni code	03-036
-----------------	----------------------	---------------	--------	---------------------	--------

Estimate Information

For an explanation of each aid payment listed below, review the additional information in this notice.

2025 Original Estimate	
1. County and municipal aid	\$22,143.81
2. Utility aid	\$500.20
3. Supplemental county and municipal aid	\$59,452.14
4. Expenditure restraint incentive program	\$0.00
5. Total Estimated 2025 Payments (sum of Lines 1-4)	\$82,096.15

Payment Information

Your local government will receive two distributions in 2025 :

- July 28, 2025: 15% of Line 1, 2, and 3 and 100% of Line 4 (*shown above*)
- November 17, 2025: balance of your 2025 aid payments

County and Municipal Aid

Under state law, the county and municipal aid paid to each county and municipality must be equal to the amount determined in 2012 (sec. 79.036, Wis. Stats.) and adjusted for fallen protective services insurance reimbursement (sec. 79.036(4), Wis. Stats.).

County and Municipal Aid Calculation	
1. Prior year county and municipal aid	\$21,647.52
2. Increase due to sales tax revenue, including adjustments (<i>district changes</i>)	\$497.89
3. Fallen protective services insurance adjustment	-\$1.60
4. Fallen protective services insurance reimbursement (<i>reported to DOR</i>)	\$0.00
5. Total County and Municipal Aid (sum of Lines 1-4)	\$22,143.81

Utility Aid

- Under state law, utility aid is distributed to each county and municipality where tax-exempt utility property is located (sec. 79.04, Wis. Stats.)
- Utility companies report utility property information to DOR annually
- DOR uses the provided information to accurately calculate utility aid (*shown below*)

Utility Aid Calculation	
1. Net book value, <i>as of December 31, 2024 (including expected additions/retirements)</i>	\$166,733.00
2. Total net book value payment	\$500.20
3. Minimum payment	\$0.00
4. Megawatt capacity	0.0
5. Megawatt capacity payment	\$0.00
6. Closed/decommissioned production plant (phased down) payment	\$0.00
7. Subtotal (<i>sum of Lines 2, 3, 5 and 6</i>)	\$500.20
8. Population cap	\$725,900.00
9. Adjusted subtotal (<i>lesser of Line 7 or Line 8</i>)	\$500.20
10. Adjacent site incentive payment	\$0.00
11. Baseload incentive payment	\$0.00
12. Co-generation incentive payment	\$0.00
13. Alternative energy incentive payment	\$0.00
14. Total incentive payments (<i>sum of Lines 10 through 13</i>)	\$0.00
15. Spent nuclear fuel payment	\$0.00
16. Total Utility Aid – this is the utility aid payment listed on the front of the estimate (<i>sum of Lines 9, 14 and 15</i>)	\$500.20

Supplemental County and Municipal Aid

- Under state law, supplemental county and municipal aid paid to each county and municipality is determined by 2023 Wisconsin Act 12 (sec. 79.037, Wis. Stats.)
- For detailed information, review [county and municipal aid spreadsheet](#)

Supplemental County and Municipal Aid Calculation	
1. Prior year supplemental county and municipal aid	\$58,115.48
2. Increase due to sales tax revenue including adjustments (<i>district changes</i>)	\$1,336.66
3. Total Supplemental County and Municipal Aid (<i>sum of Lines 1 and 2</i>)	\$59,452.14

Expenditure Restraint Incentive Program

- Only municipalities are eligible to receive Expenditure Restraint Incentive Program (ERIP) payments
- Under state law, in 2025, each municipality will receive a payment that is equal to the amount of the payment received by the municipality in 2024 (sec. 79.05(4), Wis. Stats., from 2023 WI Act 12 – notwithstanding subs. (2) and (3))

Contact Information

If you have questions, contact us at lgs@wisconsin.gov, (608) 266-8618 or (608) 261-5167.



State of Wisconsin • DEPARTMENT OF REVENUE

DIVISION OF STATE AND LOCAL FINANCE • BUREAU OF LOCAL GOVERNMENT SERVICES • 2135 RIMROCK RD MADISON, WI 53713

Mailing Address:
PO Box 8971 #6-97
Madison WI 53708-8971
Fax: (608) 264-6887
lgs@wisconsin.gov

September 13, 2024

DAWN NELSON
TOWN OF RICE LAKE
1830 MACAULEY AVE
RICE LAKE WI 54868-2909

Notice of Shared Revenue – 2025 Original Estimate

Notice Information

The Wisconsin Department of Revenue (DOR) is providing the **estimated** shared revenue amounts your local government will receive in 2025 under current state law for county and municipal aid, supplemental county and municipal aid, utility aid and the expenditure restraint incentive program. This does not include adjustments, shown on the July and November payment notices.

District	TOWN OF RICE LAKE	County	BARRON	Co-muni code	03-038
-----------------	-------------------	---------------	--------	---------------------	--------

Estimate Information

For an explanation of each aid payment listed below, review the additional information in this notice.

2025 Original Estimate	
1. County and municipal aid	\$65,443.64
2. Utility aid	\$3,517.76
3. Supplemental county and municipal aid	\$79,330.38
4. Expenditure restraint incentive program	\$0.00
5. Total Estimated 2025 Payments (sum of Lines 1-4)	\$148,291.78

Payment Information

Your local government will receive two distributions in 2025 :

- July 28, 2025: 15% of Line 1, 2, and 3 and 100% of Line 4 (*shown above*)
- November 17, 2025: balance of your 2025 aid payments

County and Municipal Aid

Under state law, the county and municipal aid paid to each county and municipality must be equal to the amount determined in 2012 (sec. 79.036, Wis. Stats.) and adjusted for fallen protective services insurance reimbursement (sec. 79.036(4), Wis. Stats.).

County and Municipal Aid Calculation	
1. Prior year county and municipal aid	\$63,976.90
2. Increase due to sales tax revenue, including adjustments (<i>district changes</i>)	\$1,471.47
3. Fallen protective services insurance adjustment	-\$4.73
4. Fallen protective services insurance reimbursement (<i>reported to DOR</i>)	\$0.00
5. Total County and Municipal Aid (sum of Lines 1-4)	\$65,443.64

Utility Aid

- Under state law, utility aid is distributed to each county and municipality where tax-exempt utility property is located (sec. 79.04, Wis. Stats.)
- Utility companies report utility property information to DOR annually
- DOR uses the provided information to accurately calculate utility aid (*shown below*)

Utility Aid Calculation	
1. Net book value, as of December 31, 2024 (including expected additions/retirements)	\$1,172,586.00
2. Total net book value payment	\$3,517.76
3. Minimum payment	\$0.00
4. Megawatt capacity	0.0
5. Megawatt capacity payment	\$0.00
6. Closed/decommissioned production plant (phased down) payment	\$0.00
7. Subtotal (sum of Lines 2, 3, 5 and 6)	\$3,517.76
8. Population cap	\$1,199,775.00
9. Adjusted subtotal (lesser of Line 7 or Line 8)	\$3,517.76
10. Adjacent site incentive payment	\$0.00
11. Baseload incentive payment	\$0.00
12. Co-generation incentive payment	\$0.00
13. Alternative energy incentive payment	\$0.00
14. Total incentive payments (sum of Lines 10 through 13)	\$0.00
15. Spent nuclear fuel payment	\$0.00
16. Total Utility Aid – this is the utility aid payment listed on the front of the estimate (sum of Lines 9, 14 and 15)	\$3,517.76

Supplemental County and Municipal Aid

- Under state law, supplemental county and municipal aid paid to each county and municipality is determined by 2023 Wisconsin Act 12 (sec. 79.037, Wis. Stats.)
- For detailed information, review [county and municipal aid spreadsheet](#)

Supplemental County and Municipal Aid Calculation	
1. Prior year supplemental county and municipal aid	\$77,546.80
2. Increase due to sales tax revenue including adjustments (<i>district changes</i>)	\$1,783.58
3. Total Supplemental County and Municipal Aid (sum of Lines 1 and 2)	\$79,330.38

Expenditure Restraint Incentive Program

- Only municipalities are eligible to receive Expenditure Restraint Incentive Program (ERIP) payments
- Under state law, in 2025, each municipality will receive a payment that is equal to the amount of the payment received by the municipality in 2024 (sec. 79.05(4), Wis. Stats., from 2023 WI Act 12 – notwithstanding subs. (2) and (3))

Contact Information

If you have questions, contact us at lgs@wisconsin.gov, (608) 266-8618 or (608) 261-5167.



State of Wisconsin • DEPARTMENT OF REVENUE

DIVISION OF STATE AND LOCAL FINANCE • BUREAU OF LOCAL GOVERNMENT SERVICES • 2135 RIMROCK RD MADISON, WI 53713

Mailing Address:
PO Box 8971 #6-97
Madison WI 53708-8971
Fax: (608) 264-6887
lgs@wisconsin.gov

September 13, 2024

SABRINA ATWOOD
TOWN OF SIOUX CREEK
2077 3 1/2 AVENUE
CHETEK WI 54728

Notice of Shared Revenue – 2025 Original Estimate

Notice Information

The Wisconsin Department of Revenue (DOR) is providing the **estimated** shared revenue amounts your local government will receive in 2025 under current state law for county and municipal aid, supplemental county and municipal aid, utility aid and the expenditure restraint incentive program. This does not include adjustments, shown on the July and November payment notices.

District	TOWN OF SIOUX CREEK	County	BARRON	Co-muni code	03-040
-----------------	---------------------	---------------	--------	---------------------	--------

Estimate Information

For an explanation of each aid payment listed below, review the additional information in this notice.

2025 Original Estimate	
1. County and municipal aid	\$76,194.74
2. Utility aid	\$0.00
3. Supplemental county and municipal aid	\$42,398.00
4. Expenditure restraint incentive program	\$0.00
5. Total Estimated 2025 Payments (sum of Lines 1-4)	\$118,592.74

Payment Information

Your local government will receive two distributions in 2025 :

- July 28, 2025: 15% of Line 1, 2, and 3 and 100% of Line 4 (*shown above*)
- November 17, 2025: balance of your 2025 aid payments

County and Municipal Aid

Under state law, the county and municipal aid paid to each county and municipality must be equal to the amount determined in 2012 (sec. 79.036, Wis. Stats.) and adjusted for fallen protective services insurance reimbursement (sec. 79.036(4), Wis. Stats.).

County and Municipal Aid Calculation	
1. Prior year county and municipal aid	\$74,487.04
2. Increase due to sales tax revenue, including adjustments (<i>district changes</i>)	\$1,713.20
3. Fallen protective services insurance adjustment	-\$5.50
4. Fallen protective services insurance reimbursement (<i>reported to DOR</i>)	\$0.00
5. Total County and Municipal Aid (sum of Lines 1-4)	\$76,194.74

Utility Aid

- Under state law, utility aid is distributed to each county and municipality where tax-exempt utility property is located (sec. 79.04, Wis. Stats.)
- Utility companies report utility property information to DOR annually
- DOR uses the provided information to accurately calculate utility aid (*shown below*)

Utility Aid Calculation	
1. Net book value, <i>as of December 31, 2024 (including expected additions/retirements)</i>	\$0.00
2. Total net book value payment	\$0.00
3. Minimum payment	\$0.00
4. Megawatt capacity	0.0
5. Megawatt capacity payment	\$0.00
6. Closed/decommissioned production plant (phased down) payment	\$0.00
7. Subtotal (<i>sum of Lines 2, 3, 5 and 6</i>)	\$0.00
8. Population cap	\$289,000.00
9. Adjusted subtotal (<i>lesser of Line 7 or Line 8</i>)	\$0.00
10. Adjacent site incentive payment	\$0.00
11. Baseload incentive payment	\$0.00
12. Co-generation incentive payment	\$0.00
13. Alternative energy incentive payment	\$0.00
14. Total incentive payments (<i>sum of Lines 10 through 13</i>)	\$0.00
15. Spent nuclear fuel payment	\$0.00
16. Total Utility Aid – this is the utility aid payment listed on the front of the estimate (<i>sum of Lines 9, 14 and 15</i>)	\$0.00

Supplemental County and Municipal Aid

- Under state law, supplemental county and municipal aid paid to each county and municipality is determined by 2023 Wisconsin Act 12 (sec. 79.037, Wis. Stats.)
- For detailed information, review [county and municipal aid spreadsheet](#)

Supplemental County and Municipal Aid Calculation	
1. Prior year supplemental county and municipal aid	\$41,444.77
2. Increase due to sales tax revenue including adjustments (<i>district changes</i>)	\$953.23
3. Total Supplemental County and Municipal Aid (<i>sum of Lines 1 and 2</i>)	\$42,398.00

Expenditure Restraint Incentive Program

- Only municipalities are eligible to receive Expenditure Restraint Incentive Program (ERIP) payments
- Under state law, in 2025, each municipality will receive a payment that is equal to the amount of the payment received by the municipality in 2024 (sec. 79.05(4), Wis. Stats., from 2023 WI Act 12 – notwithstanding subs. (2) and (3))

Contact Information

If you have questions, contact us at lgs@wisconsin.gov, (608) 266-8618 or (608) 261-5167.



State of Wisconsin • DEPARTMENT OF REVENUE

DIVISION OF STATE AND LOCAL FINANCE • BUREAU OF LOCAL GOVERNMENT SERVICES • 2135 RIMROCK RD MADISON, WI 53713

Mailing Address:
PO Box 8971 #6-97
Madison WI 53708-8971
Fax: (608) 264-6887
lgs@wisconsin.gov

September 13, 2024

KRISTEN FOUST
TOWN OF STANFOLD
2817 15TH AVENUE
RICE LAKE WI 54868

Notice of Shared Revenue – 2025 Original Estimate

Notice Information

The Wisconsin Department of Revenue (DOR) is providing the **estimated** shared revenue amounts your local government will receive in 2025 under current state law for county and municipal aid, supplemental county and municipal aid, utility aid and the expenditure restraint incentive program. This does not include adjustments, shown on the July and November payment notices.

District	TOWN OF STANFOLD	County	BARRON	Co-muni code	03-042
-----------------	------------------	---------------	--------	---------------------	--------

Estimate Information

For an explanation of each aid payment listed below, review the additional information in this notice.

2025 Original Estimate	
1. County and municipal aid	\$44,245.65
2. Utility aid	\$0.00
3. Supplemental county and municipal aid	\$42,879.18
4. Expenditure restraint incentive program	\$0.00
5. Total Estimated 2025 Payments (sum of Lines 1-4)	\$87,124.83

Payment Information

Your local government will receive two distributions in 2025 :

- July 28, 2025: 15% of Line 1, 2, and 3 and 100% of Line 4 (*shown above*)
- November 17, 2025: balance of your 2025 aid payments

County and Municipal Aid

Under state law, the county and municipal aid paid to each county and municipality must be equal to the amount determined in 2012 (sec. 79.036, Wis. Stats.) and adjusted for fallen protective services insurance reimbursement (sec. 79.036(4), Wis. Stats.).

County and Municipal Aid Calculation	
1. Prior year county and municipal aid	\$43,254.01
2. Increase due to sales tax revenue, including adjustments (<i>district changes</i>)	\$994.84
3. Fallen protective services insurance adjustment	-\$3.20
4. Fallen protective services insurance reimbursement (<i>reported to DOR</i>)	\$0.00
5. Total County and Municipal Aid (sum of Lines 1-4)	\$44,245.65

Utility Aid

- Under state law, utility aid is distributed to each county and municipality where tax-exempt utility property is located (sec. 79.04, Wis. Stats.)
- Utility companies report utility property information to DOR annually
- DOR uses the provided information to accurately calculate utility aid (*shown below*)

Utility Aid Calculation	
1. Net book value, <i>as of December 31, 2024 (including expected additions/retirements)</i>	\$0.00
2. Total net book value payment	\$0.00
3. Minimum payment	\$0.00
4. Megawatt capacity	0.0
5. Megawatt capacity payment	\$0.00
6. Closed/decommissioned production plant (phased down) payment	\$0.00
7. Subtotal (<i>sum of Lines 2, 3, 5 and 6</i>)	\$0.00
8. Population cap	\$301,325.00
9. Adjusted subtotal (<i>lesser of Line 7 or Line 8</i>)	\$0.00
10. Adjacent site incentive payment	\$0.00
11. Baseload incentive payment	\$0.00
12. Co-generation incentive payment	\$0.00
13. Alternative energy incentive payment	\$0.00
14. Total incentive payments (<i>sum of Lines 10 through 13</i>)	\$0.00
15. Spent nuclear fuel payment	\$0.00
16. Total Utility Aid – this is the utility aid payment listed on the front of the estimate (<i>sum of Lines 9, 14 and 15</i>)	\$0.00

Supplemental County and Municipal Aid

- Under state law, supplemental county and municipal aid paid to each county and municipality is determined by 2023 Wisconsin Act 12 (sec. 79.037, Wis. Stats.)
- For detailed information, review [county and municipal aid spreadsheet](#)

Supplemental County and Municipal Aid Calculation	
1. Prior year supplemental county and municipal aid	\$41,915.13
2. Increase due to sales tax revenue including adjustments (<i>district changes</i>)	\$964.05
3. Total Supplemental County and Municipal Aid (<i>sum of Lines 1 and 2</i>)	\$42,879.18

Expenditure Restraint Incentive Program

- Only municipalities are eligible to receive Expenditure Restraint Incentive Program (ERIP) payments
- Under state law, in 2025, each municipality will receive a payment that is equal to the amount of the payment received by the municipality in 2024 (sec. 79.05(4), Wis. Stats., from 2023 WI Act 12 – notwithstanding subs. (2) and (3))

Contact Information

If you have questions, contact us at lgs@wisconsin.gov, (608) 266-8618 or (608) 261-5167.



State of Wisconsin • DEPARTMENT OF REVENUE

DIVISION OF STATE AND LOCAL FINANCE • BUREAU OF LOCAL GOVERNMENT SERVICES • 2135 RIMROCK RD MADISON, WI 53713

Mailing Address:
PO Box 8971 #6-97
Madison WI 53708-8971
Fax: (608) 264-6887
lgs@wisconsin.gov

September 13, 2024

JAMES HESSEL
TOWN OF STANLEY
1328 18 3/4 ST
CAMERON WI 54822-9512

Notice of Shared Revenue – 2025 Original Estimate

Notice Information

The Wisconsin Department of Revenue (DOR) is providing the **estimated** shared revenue amounts your local government will receive in 2025 under current state law for county and municipal aid, supplemental county and municipal aid, utility aid and the expenditure restraint incentive program. This does not include adjustments, shown on the July and November payment notices.

District	TOWN OF STANLEY	County	BARRON	Co-muni code	03-044
-----------------	-----------------	---------------	--------	---------------------	--------

Estimate Information

For an explanation of each aid payment listed below, review the additional information in this notice.

2025 Original Estimate	
1. County and municipal aid	\$70,696.28
2. Utility aid	\$388.78
3. Supplemental county and municipal aid	\$74,907.87
4. Expenditure restraint incentive program	\$0.00
5. Total Estimated 2025 Payments (sum of Lines 1-4)	\$145,992.93

Payment Information

Your local government will receive two distributions in 2025 :

- July 28, 2025: 15% of Line 1, 2, and 3 and 100% of Line 4 (*shown above*)
- November 17, 2025: balance of your 2025 aid payments

County and Municipal Aid

Under state law, the county and municipal aid paid to each county and municipality must be equal to the amount determined in 2012 (sec. 79.036, Wis. Stats.) and adjusted for fallen protective services insurance reimbursement (sec. 79.036(4), Wis. Stats.).

County and Municipal Aid Calculation	
1. Prior year county and municipal aid	\$69,111.82
2. Increase due to sales tax revenue, including adjustments (<i>district changes</i>)	\$1,589.57
3. Fallen protective services insurance adjustment	-\$5.11
4. Fallen protective services insurance reimbursement (<i>reported to DOR</i>)	\$0.00
5. Total County and Municipal Aid (sum of Lines 1-4)	\$70,696.28

Utility Aid

- Under state law, utility aid is distributed to each county and municipality where tax-exempt utility property is located (sec. 79.04, Wis. Stats.)
- Utility companies report utility property information to DOR annually
- DOR uses the provided information to accurately calculate utility aid (*shown below*)

Utility Aid Calculation	
1. Net book value, <i>as of December 31, 2024 (including expected additions/retirements)</i>	\$129,592.00
2. Total net book value payment	\$388.78
3. Minimum payment	\$0.00
4. Megawatt capacity	0.0
5. Megawatt capacity payment	\$0.00
6. Closed/decommissioned production plant (phased down) payment	\$0.00
7. Subtotal (<i>sum of Lines 2, 3, 5 and 6</i>)	\$388.78
8. Population cap	\$1,073,550.00
9. Adjusted subtotal (<i>lesser of Line 7 or Line 8</i>)	\$388.78
10. Adjacent site incentive payment	\$0.00
11. Baseload incentive payment	\$0.00
12. Co-generation incentive payment	\$0.00
13. Alternative energy incentive payment	\$0.00
14. Total incentive payments (<i>sum of Lines 10 through 13</i>)	\$0.00
15. Spent nuclear fuel payment	\$0.00
16. Total Utility Aid – this is the utility aid payment listed on the front of the estimate (<i>sum of Lines 9, 14 and 15</i>)	\$388.78

Supplemental County and Municipal Aid

- Under state law, supplemental county and municipal aid paid to each county and municipality is determined by 2023 Wisconsin Act 12 (sec. 79.037, Wis. Stats.)
- For detailed information, review [county and municipal aid spreadsheet](#)

Supplemental County and Municipal Aid Calculation	
1. Prior year supplemental county and municipal aid	\$73,223.72
2. Increase due to sales tax revenue including adjustments (<i>district changes</i>)	\$1,684.15
3. Total Supplemental County and Municipal Aid (<i>sum of Lines 1 and 2</i>)	\$74,907.87

Expenditure Restraint Incentive Program

- Only municipalities are eligible to receive Expenditure Restraint Incentive Program (ERIP) payments
- Under state law, in 2025, each municipality will receive a payment that is equal to the amount of the payment received by the municipality in 2024 (sec. 79.05(4), Wis. Stats., from 2023 WI Act 12 – notwithstanding subs. (2) and (3))

Contact Information

If you have questions, contact us at lgs@wisconsin.gov, (608) 266-8618 or (608) 261-5167.



State of Wisconsin • DEPARTMENT OF REVENUE

DIVISION OF STATE AND LOCAL FINANCE • BUREAU OF LOCAL GOVERNMENT SERVICES • 2135 RIMROCK RD MADISON, WI 53713

Mailing Address:
PO Box 8971 #6-97
Madison WI 53708-8971
Fax: (608) 264-6887
lgs@wisconsin.gov

September 13, 2024

SANDRA TOMCZAK
TOWN OF SUMNER
1550 24 1/2 ST
RICE LAKE WI 54868-8747

Notice of Shared Revenue – 2025 Original Estimate

Notice Information

The Wisconsin Department of Revenue (DOR) is providing the **estimated** shared revenue amounts your local government will receive in 2025 under current state law for county and municipal aid, supplemental county and municipal aid, utility aid and the expenditure restraint incentive program. This does not include adjustments, shown on the July and November payment notices.

District	TOWN OF SUMNER	County	BARRON	Co-muni code	03-046
-----------------	----------------	---------------	--------	---------------------	--------

Estimate Information

For an explanation of each aid payment listed below, review the additional information in this notice.

2025 Original Estimate	
1. County and municipal aid	\$38,467.50
2. Utility aid	\$0.00
3. Supplemental county and municipal aid	\$42,741.70
4. Expenditure restraint incentive program	\$0.00
5. Total Estimated 2025 Payments (sum of Lines 1-4)	\$81,209.20

Payment Information

Your local government will receive two distributions in 2025 :

- July 28, 2025: 15% of Line 1, 2, and 3 and 100% of Line 4 (*shown above*)
- November 17, 2025: balance of your 2025 aid payments

County and Municipal Aid

Under state law, the county and municipal aid paid to each county and municipality must be equal to the amount determined in 2012 (sec. 79.036, Wis. Stats.) and adjusted for fallen protective services insurance reimbursement (sec. 79.036(4), Wis. Stats.).

County and Municipal Aid Calculation	
1. Prior year county and municipal aid	\$37,605.36
2. Increase due to sales tax revenue, including adjustments (<i>district changes</i>)	\$864.92
3. Fallen protective services insurance adjustment	-\$2.78
4. Fallen protective services insurance reimbursement (<i>reported to DOR</i>)	\$0.00
5. Total County and Municipal Aid (sum of Lines 1-4)	\$38,467.50

Utility Aid

- Under state law, utility aid is distributed to each county and municipality where tax-exempt utility property is located (sec. 79.04, Wis. Stats.)
- Utility companies report utility property information to DOR annually
- DOR uses the provided information to accurately calculate utility aid (*shown below*)

Utility Aid Calculation	
1. Net book value, as of December 31, 2024 (including expected additions/retirements)	\$0.00
2. Total net book value payment	\$0.00
3. Minimum payment	\$0.00
4. Megawatt capacity	0.0
5. Megawatt capacity payment	\$0.00
6. Closed/decommissioned production plant (phased down) payment	\$0.00
7. Subtotal (sum of Lines 2, 3, 5 and 6)	\$0.00
8. Population cap	\$297,500.00
9. Adjusted subtotal (lesser of Line 7 or Line 8)	\$0.00
10. Adjacent site incentive payment	\$0.00
11. Baseload incentive payment	\$0.00
12. Co-generation incentive payment	\$0.00
13. Alternative energy incentive payment	\$0.00
14. Total incentive payments (sum of Lines 10 through 13)	\$0.00
15. Spent nuclear fuel payment	\$0.00
16. Total Utility Aid – this is the utility aid payment listed on the front of the estimate (sum of Lines 9, 14 and 15)	\$0.00

Supplemental County and Municipal Aid

- Under state law, supplemental county and municipal aid paid to each county and municipality is determined by 2023 Wisconsin Act 12 (sec. 79.037, Wis. Stats.)
- For detailed information, review [county and municipal aid spreadsheet](#)

Supplemental County and Municipal Aid Calculation	
1. Prior year supplemental county and municipal aid	\$41,780.74
2. Increase due to sales tax revenue including adjustments (district changes)	\$960.96
3. Total Supplemental County and Municipal Aid (sum of Lines 1 and 2)	\$42,741.70

Expenditure Restraint Incentive Program

- Only municipalities are eligible to receive Expenditure Restraint Incentive Program (ERIP) payments
- Under state law, in 2025, each municipality will receive a payment that is equal to the amount of the payment received by the municipality in 2024 (sec. 79.05(4), Wis. Stats., from 2023 WI Act 12 – notwithstanding subs. (2) and (3))

Contact Information

If you have questions, contact us at lgs@wisconsin.gov, (608) 266-8618 or (608) 261-5167.



State of Wisconsin • DEPARTMENT OF REVENUE

DIVISION OF STATE AND LOCAL FINANCE • BUREAU OF LOCAL GOVERNMENT SERVICES • 2135 RIMROCK RD MADISON, WI 53713

Mailing Address:
PO Box 8971 #6-97
Madison WI 53708-8971
Fax: (608) 264-6887
lgs@wisconsin.gov

September 13, 2024

KATHRYN STEFFEN
TOWN OF TURTLE LAKE
1076 3RD ST
TURTLE LAKE WI 54889-8867

Notice of Shared Revenue – 2025 Original Estimate

Notice Information

The Wisconsin Department of Revenue (DOR) is providing the **estimated** shared revenue amounts your local government will receive in 2025 under current state law for county and municipal aid, supplemental county and municipal aid, utility aid and the expenditure restraint incentive program. This does not include adjustments, shown on the July and November payment notices.

District	TOWN OF TURTLE LAKE	County	BARRON	Co-muni code	03-048
-----------------	---------------------	---------------	--------	---------------------	--------

Estimate Information

For an explanation of each aid payment listed below, review the additional information in this notice.

2025 Original Estimate	
1. County and municipal aid	\$50,063.05
2. Utility aid	\$4,100.51
3. Supplemental county and municipal aid	\$41,848.08
4. Expenditure restraint incentive program	\$0.00
5. Total Estimated 2025 Payments (sum of Lines 1-4)	\$96,011.64

Payment Information

Your local government will receive two distributions in 2025 :

- July 28, 2025: 15% of Line 1, 2, and 3 and 100% of Line 4 (*shown above*)
- November 17, 2025: balance of your 2025 aid payments

County and Municipal Aid

Under state law, the county and municipal aid paid to each county and municipality must be equal to the amount determined in 2012 (sec. 79.036, Wis. Stats.) and adjusted for fallen protective services insurance reimbursement (sec. 79.036(4), Wis. Stats.).

County and Municipal Aid Calculation	
1. Prior year county and municipal aid	\$48,941.03
2. Increase due to sales tax revenue, including adjustments (<i>district changes</i>)	\$1,125.64
3. Fallen protective services insurance adjustment	-\$3.62
4. Fallen protective services insurance reimbursement (<i>reported to DOR</i>)	\$0.00
5. Total County and Municipal Aid (sum of Lines 1-4)	\$50,063.05

Utility Aid

- Under state law, utility aid is distributed to each county and municipality where tax-exempt utility property is located (sec. 79.04, Wis. Stats.)
- Utility companies report utility property information to DOR annually
- DOR uses the provided information to accurately calculate utility aid (*shown below*)

Utility Aid Calculation	
1. Net book value, <i>as of December 31, 2024 (including expected additions/retirements)</i>	\$1,366,837.00
2. Total net book value payment	\$4,100.51
3. Minimum payment	\$0.00
4. Megawatt capacity	0.0
5. Megawatt capacity payment	\$0.00
6. Closed/decommissioned production plant (phased down) payment	\$0.00
7. Subtotal (<i>sum of Lines 2, 3, 5 and 6</i>)	\$4,100.51
8. Population cap	\$274,975.00
9. Adjusted subtotal (<i>lesser of Line 7 or Line 8</i>)	\$4,100.51
10. Adjacent site incentive payment	\$0.00
11. Baseload incentive payment	\$0.00
12. Co-generation incentive payment	\$0.00
13. Alternative energy incentive payment	\$0.00
14. Total incentive payments (<i>sum of Lines 10 through 13</i>)	\$0.00
15. Spent nuclear fuel payment	\$0.00
16. Total Utility Aid – this is the utility aid payment listed on the front of the estimate (<i>sum of Lines 9, 14 and 15</i>)	\$4,100.51

Supplemental County and Municipal Aid

- Under state law, supplemental county and municipal aid paid to each county and municipality is determined by 2023 Wisconsin Act 12 (sec. 79.037, Wis. Stats.)
- For detailed information, review [county and municipal aid spreadsheet](#)

Supplemental County and Municipal Aid Calculation	
1. Prior year supplemental county and municipal aid	\$40,907.21
2. Increase due to sales tax revenue including adjustments (<i>district changes</i>)	\$940.87
3. Total Supplemental County and Municipal Aid (<i>sum of Lines 1 and 2</i>)	\$41,848.08

Expenditure Restraint Incentive Program

- Only municipalities are eligible to receive Expenditure Restraint Incentive Program (ERIP) payments
- Under state law, in 2025, each municipality will receive a payment that is equal to the amount of the payment received by the municipality in 2024 (sec. 79.05(4), Wis. Stats., from 2023 WI Act 12 – notwithstanding subs. (2) and (3))

Contact Information

If you have questions, contact us at lgs@wisconsin.gov, (608) 266-8618 or (608) 261-5167.



State of Wisconsin • DEPARTMENT OF REVENUE

DIVISION OF STATE AND LOCAL FINANCE • BUREAU OF LOCAL GOVERNMENT SERVICES • 2135 RIMROCK RD MADISON, WI 53713

Mailing Address:
PO Box 8971 #6-97
Madison WI 53708-8971
Fax: (608) 264-6887
lgs@wisconsin.gov

September 13, 2024

KARA NORBERG
TOWN OF VANCE CREEK
PO BOX 123
PRAIRIE FARM WI 54762

Notice of Shared Revenue – 2025 Original Estimate

Notice Information

The Wisconsin Department of Revenue (DOR) is providing the **estimated** shared revenue amounts your local government will receive in 2025 under current state law for county and municipal aid, supplemental county and municipal aid, utility aid and the expenditure restraint incentive program. This does not include adjustments, shown on the July and November payment notices.

District	TOWN OF VANCE CREEK	County	BARRON	Co-muni code	03-050
-----------------	---------------------	---------------	--------	---------------------	--------

Estimate Information

For an explanation of each aid payment listed below, review the additional information in this notice.

2025 Original Estimate	
1. County and municipal aid	\$91,173.34
2. Utility aid	\$0.00
3. Supplemental county and municipal aid	\$42,638.59
4. Expenditure restraint incentive program	\$0.00
5. Total Estimated 2025 Payments (sum of Lines 1-4)	\$133,811.93

Payment Information

Your local government will receive two distributions in 2025 :

- July 28, 2025: 15% of Line 1, 2, and 3 and 100% of Line 4 (*shown above*)
- November 17, 2025: balance of your 2025 aid payments

County and Municipal Aid

Under state law, the county and municipal aid paid to each county and municipality must be equal to the amount determined in 2012 (sec. 79.036, Wis. Stats.) and adjusted for fallen protective services insurance reimbursement (sec. 79.036(4), Wis. Stats.).

County and Municipal Aid Calculation	
1. Prior year county and municipal aid	\$89,129.94
2. Increase due to sales tax revenue, including adjustments (<i>district changes</i>)	\$2,049.99
3. Fallen protective services insurance adjustment	-\$6.59
4. Fallen protective services insurance reimbursement (<i>reported to DOR</i>)	\$0.00
5. Total County and Municipal Aid (sum of Lines 1-4)	\$91,173.34

Utility Aid

- Under state law, utility aid is distributed to each county and municipality where tax-exempt utility property is located (sec. 79.04, Wis. Stats.)
- Utility companies report utility property information to DOR annually
- DOR uses the provided information to accurately calculate utility aid (*shown below*)

Utility Aid Calculation	
1. Net book value, <i>as of December 31, 2024 (including expected additions/retirements)</i>	\$0.00
2. Total net book value payment	\$0.00
3. Minimum payment	\$0.00
4. Megawatt capacity	0.0
5. Megawatt capacity payment	\$0.00
6. Closed/decommissioned production plant (phased down) payment	\$0.00
7. Subtotal (<i>sum of Lines 2, 3, 5 and 6</i>)	\$0.00
8. Population cap	\$299,625.00
9. Adjusted subtotal (<i>lesser of Line 7 or Line 8</i>)	\$0.00
10. Adjacent site incentive payment	\$0.00
11. Baseload incentive payment	\$0.00
12. Co-generation incentive payment	\$0.00
13. Alternative energy incentive payment	\$0.00
14. Total incentive payments (<i>sum of Lines 10 through 13</i>)	\$0.00
15. Spent nuclear fuel payment	\$0.00
16. Total Utility Aid – this is the utility aid payment listed on the front of the estimate (<i>sum of Lines 9, 14 and 15</i>)	\$0.00

Supplemental County and Municipal Aid

- Under state law, supplemental county and municipal aid paid to each county and municipality is determined by 2023 Wisconsin Act 12 (sec. 79.037, Wis. Stats.)
- For detailed information, review [county and municipal aid spreadsheet](#)

Supplemental County and Municipal Aid Calculation	
1. Prior year supplemental county and municipal aid	\$41,679.95
2. Increase due to sales tax revenue including adjustments (<i>district changes</i>)	\$958.64
3. Total Supplemental County and Municipal Aid (<i>sum of Lines 1 and 2</i>)	\$42,638.59

Expenditure Restraint Incentive Program

- Only municipalities are eligible to receive Expenditure Restraint Incentive Program (ERIP) payments
- Under state law, in 2025, each municipality will receive a payment that is equal to the amount of the payment received by the municipality in 2024 (sec. 79.05(4), Wis. Stats., from 2023 WI Act 12 – notwithstanding subs. (2) and (3))

Contact Information

If you have questions, contact us at lgs@wisconsin.gov, (608) 266-8618 or (608) 261-5167.



State of Wisconsin • DEPARTMENT OF REVENUE

DIVISION OF STATE AND LOCAL FINANCE • BUREAU OF LOCAL GOVERNMENT SERVICES • 2135 RIMROCK RD MADISON, WI 53713

Mailing Address:
PO Box 8971 #6-97
Madison WI 53708-8971
Fax: (608) 264-6887
lgs@wisconsin.gov

September 13, 2024

KIM BAUER
VILLAGE OF ALMENA
PO BOX 277
ALMENA WI 54805-0277

Notice of Shared Revenue – 2025 Original Estimate

Notice Information

The Wisconsin Department of Revenue (DOR) is providing the **estimated** shared revenue amounts your local government will receive in 2025 under current state law for county and municipal aid, supplemental county and municipal aid, utility aid and the expenditure restraint incentive program. This does not include adjustments, shown on the July and November payment notices.

District	VILLAGE OF ALMENA	County	BARRON	Co-muni code	03-101
-----------------	-------------------	---------------	--------	---------------------	--------

Estimate Information

For an explanation of each aid payment listed below, review the additional information in this notice.

2025 Original Estimate	
1. County and municipal aid	\$197,334.92
2. Utility aid	\$186.14
3. Supplemental county and municipal aid	\$43,446.25
4. Expenditure restraint incentive program	\$0.00
5. Total Estimated 2025 Payments (sum of Lines 1-4)	\$240,967.31

Payment Information

Your local government will receive two distributions in 2025 :

- July 28, 2025: 15% of Line 1, 2, and 3 and 100% of Line 4 (*shown above*)
- November 17, 2025: balance of your 2025 aid payments

County and Municipal Aid

Under state law, the county and municipal aid paid to each county and municipality must be equal to the amount determined in 2012 (sec. 79.036, Wis. Stats.) and adjusted for fallen protective services insurance reimbursement (sec. 79.036(4), Wis. Stats.).

County and Municipal Aid Calculation	
1. Prior year county and municipal aid	\$192,912.20
2. Increase due to sales tax revenue, including adjustments (<i>district changes</i>)	\$4,436.98
3. Fallen protective services insurance adjustment	-\$14.26
4. Fallen protective services insurance reimbursement (<i>reported to DOR</i>)	\$0.00
5. Total County and Municipal Aid (sum of Lines 1-4)	\$197,334.92

Utility Aid

- Under state law, utility aid is distributed to each county and municipality where tax-exempt utility property is located (sec. 79.04, Wis. Stats.)
- Utility companies report utility property information to DOR annually
- DOR uses the provided information to accurately calculate utility aid (*shown below*)

Utility Aid Calculation	
1. Net book value, as of December 31, 2024 (including expected additions/retirements)	\$31,023.00
2. Total net book value payment	\$186.14
3. Minimum payment	\$0.00
4. Megawatt capacity	0.0
5. Megawatt capacity payment	\$0.00
6. Closed/decommissioned production plant (phased down) payment	\$0.00
7. Subtotal (sum of Lines 2, 3, 5 and 6)	\$186.14
8. Population cap	\$317,475.00
9. Adjusted subtotal (lesser of Line 7 or Line 8)	\$186.14
10. Adjacent site incentive payment	\$0.00
11. Baseload incentive payment	\$0.00
12. Co-generation incentive payment	\$0.00
13. Alternative energy incentive payment	\$0.00
14. Total incentive payments (sum of Lines 10 through 13)	\$0.00
15. Spent nuclear fuel payment	\$0.00
16. Total Utility Aid – this is the utility aid payment listed on the front of the estimate (sum of Lines 9, 14 and 15)	\$186.14

Supplemental County and Municipal Aid

- Under state law, supplemental county and municipal aid paid to each county and municipality is determined by 2023 Wisconsin Act 12 (sec. 79.037, Wis. Stats.)
- For detailed information, review [county and municipal aid spreadsheet](#)

Supplemental County and Municipal Aid Calculation	
1. Prior year supplemental county and municipal aid	\$42,469.45
2. Increase due to sales tax revenue including adjustments (district changes)	\$976.80
3. Total Supplemental County and Municipal Aid (sum of Lines 1 and 2)	\$43,446.25

Expenditure Restraint Incentive Program

- Only municipalities are eligible to receive Expenditure Restraint Incentive Program (ERIP) payments
- Under state law, in 2025, each municipality will receive a payment that is equal to the amount of the payment received by the municipality in 2024 (sec. 79.05(4), Wis. Stats., from 2023 WI Act 12 – notwithstanding subs. (2) and (3))

Contact Information

If you have questions, contact us at lgs@wisconsin.gov, (608) 266-8618 or (608) 261-5167.



State of Wisconsin • DEPARTMENT OF REVENUE

DIVISION OF STATE AND LOCAL FINANCE • BUREAU OF LOCAL GOVERNMENT SERVICES • 2135 RIMROCK RD MADISON, WI 53713

Mailing Address:
PO Box 8971 #6-97
Madison WI 53708-8971
Fax: (608) 264-6887
lgs@wisconsin.gov

September 13, 2024

ROGER OLSON
VILLAGE OF CAMERON
PO BOX 387
CAMERON WI 54822-0387

Notice of Shared Revenue – 2025 Original Estimate

Notice Information

The Wisconsin Department of Revenue (DOR) is providing the **estimated** shared revenue amounts your local government will receive in 2025 under current state law for county and municipal aid, supplemental county and municipal aid, utility aid and the expenditure restraint incentive program. This does not include adjustments, shown on the July and November payment notices.

District	VILLAGE OF CAMERON	County	BARRON	Co-muni code	03-111
-----------------	--------------------	---------------	--------	---------------------	--------

Estimate Information

For an explanation of each aid payment listed below, review the additional information in this notice.

2025 Original Estimate	
1. County and municipal aid	\$364,559.55
2. Utility aid	\$2,007.07
3. Supplemental county and municipal aid	\$72,922.87
4. Expenditure restraint incentive program	\$0.00
5. Total Estimated 2025 Payments (sum of Lines 1-4)	\$439,489.49

Payment Information

Your local government will receive two distributions in 2025 :

- July 28, 2025: 15% of Line 1, 2, and 3 and 100% of Line 4 (*shown above*)
- November 17, 2025: balance of your 2025 aid payments

County and Municipal Aid

Under state law, the county and municipal aid paid to each county and municipality must be equal to the amount determined in 2012 (sec. 79.036, Wis. Stats.) and adjusted for fallen protective services insurance reimbursement (sec. 79.036(4), Wis. Stats.).

County and Municipal Aid Calculation	
1. Prior year county and municipal aid	\$356,388.94
2. Increase due to sales tax revenue, including adjustments (<i>district changes</i>)	\$8,196.95
3. Fallen protective services insurance adjustment	-\$26.34
4. Fallen protective services insurance reimbursement (<i>reported to DOR</i>)	\$0.00
5. Total County and Municipal Aid (sum of Lines 1-4)	\$364,559.55

Utility Aid

- Under state law, utility aid is distributed to each county and municipality where tax-exempt utility property is located (sec. 79.04, Wis. Stats.)
- Utility companies report utility property information to DOR annually
- DOR uses the provided information to accurately calculate utility aid (*shown below*)

Utility Aid Calculation	
1. Net book value, as of December 31, 2024 (including expected additions/retirements)	\$334,512.00
2. Total net book value payment	\$2,007.07
3. Minimum payment	\$0.00
4. Megawatt capacity	0.0
5. Megawatt capacity payment	\$0.00
6. Closed/decommissioned production plant (phased down) payment	\$0.00
7. Subtotal (sum of Lines 2, 3, 5 and 6)	\$2,007.07
8. Population cap	\$791,350.00
9. Adjusted subtotal (lesser of Line 7 or Line 8)	\$2,007.07
10. Adjacent site incentive payment	\$0.00
11. Baseload incentive payment	\$0.00
12. Co-generation incentive payment	\$0.00
13. Alternative energy incentive payment	\$0.00
14. Total incentive payments (sum of Lines 10 through 13)	\$0.00
15. Spent nuclear fuel payment	\$0.00
16. Total Utility Aid – this is the utility aid payment listed on the front of the estimate (sum of Lines 9, 14 and 15)	\$2,007.07

Supplemental County and Municipal Aid

- Under state law, supplemental county and municipal aid paid to each county and municipality is determined by 2023 Wisconsin Act 12 (sec. 79.037, Wis. Stats.)
- For detailed information, review [county and municipal aid spreadsheet](#)

Supplemental County and Municipal Aid Calculation	
1. Prior year supplemental county and municipal aid	\$71,283.35
2. Increase due to sales tax revenue including adjustments (district changes)	\$1,639.52
3. Total Supplemental County and Municipal Aid (sum of Lines 1 and 2)	\$72,922.87

Expenditure Restraint Incentive Program

- Only municipalities are eligible to receive Expenditure Restraint Incentive Program (ERIP) payments
- Under state law, in 2025, each municipality will receive a payment that is equal to the amount of the payment received by the municipality in 2024 (sec. 79.05(4), Wis. Stats., from 2023 WI Act 12 – notwithstanding subs. (2) and (3))

Contact Information

If you have questions, contact us at lgs@wisconsin.gov, (608) 266-8618 or (608) 261-5167.



State of Wisconsin • DEPARTMENT OF REVENUE

DIVISION OF STATE AND LOCAL FINANCE • BUREAU OF LOCAL GOVERNMENT SERVICES • 2135 RIMROCK RD MADISON, WI 53713

Mailing Address:
PO Box 8971 #6-97
Madison WI 53708-8971
Fax: (608) 264-6887
lgs@wisconsin.gov

September 13, 2024

LYNN ANDERSON
VILLAGE OF DALLAS
PO BOX 84
DALLAS WI 54733-0084

Notice of Shared Revenue – 2025 Original Estimate

Notice Information

The Wisconsin Department of Revenue (DOR) is providing the **estimated** shared revenue amounts your local government will receive in 2025 under current state law for county and municipal aid, supplemental county and municipal aid, utility aid and the expenditure restraint incentive program. This does not include adjustments, shown on the July and November payment notices.

District	VILLAGE OF DALLAS	County	BARRON	Co-muni code	03-116
-----------------	-------------------	---------------	--------	---------------------	--------

Estimate Information

For an explanation of each aid payment listed below, review the additional information in this notice.

2025 Original Estimate	
1. County and municipal aid	\$91,996.00
2. Utility aid	\$0.00
3. Supplemental county and municipal aid	\$36,846.12
4. Expenditure restraint incentive program	\$0.00
5. Total Estimated 2025 Payments (sum of Lines 1-4)	\$128,842.12

Payment Information

Your local government will receive two distributions in 2025 :

- July 28, 2025: 15% of Line 1, 2, and 3 and 100% of Line 4 (*shown above*)
- November 17, 2025: balance of your 2025 aid payments

County and Municipal Aid

Under state law, the county and municipal aid paid to each county and municipality must be equal to the amount determined in 2012 (sec. 79.036, Wis. Stats.) and adjusted for fallen protective services insurance reimbursement (sec. 79.036(4), Wis. Stats.).

County and Municipal Aid Calculation	
1. Prior year county and municipal aid	\$89,934.16
2. Increase due to sales tax revenue, including adjustments (<i>district changes</i>)	\$2,068.49
3. Fallen protective services insurance adjustment	-\$6.65
4. Fallen protective services insurance reimbursement (<i>reported to DOR</i>)	\$0.00
5. Total County and Municipal Aid (sum of Lines 1-4)	\$91,996.00

Utility Aid

- Under state law, utility aid is distributed to each county and municipality where tax-exempt utility property is located (sec. 79.04, Wis. Stats.)
- Utility companies report utility property information to DOR annually
- DOR uses the provided information to accurately calculate utility aid (*shown below*)

Utility Aid Calculation	
1. Net book value, <i>as of December 31, 2024 (including expected additions/retirements)</i>	\$0.00
2. Total net book value payment	\$0.00
3. Minimum payment	\$0.00
4. Megawatt capacity	0.0
5. Megawatt capacity payment	\$0.00
6. Closed/decommissioned production plant (phased down) payment	\$0.00
7. Subtotal (<i>sum of Lines 2, 3, 5 and 6</i>)	\$0.00
8. Population cap	\$150,025.00
9. Adjusted subtotal (<i>lesser of Line 7 or Line 8</i>)	\$0.00
10. Adjacent site incentive payment	\$0.00
11. Baseload incentive payment	\$0.00
12. Co-generation incentive payment	\$0.00
13. Alternative energy incentive payment	\$0.00
14. Total incentive payments (<i>sum of Lines 10 through 13</i>)	\$0.00
15. Spent nuclear fuel payment	\$0.00
16. Total Utility Aid – this is the utility aid payment listed on the front of the estimate (<i>sum of Lines 9, 14 and 15</i>)	\$0.00

Supplemental County and Municipal Aid

- Under state law, supplemental county and municipal aid paid to each county and municipality is determined by 2023 Wisconsin Act 12 (sec. 79.037, Wis. Stats.)
- For detailed information, review [county and municipal aid spreadsheet](#)

Supplemental County and Municipal Aid Calculation	
1. Prior year supplemental county and municipal aid	\$36,017.71
2. Increase due to sales tax revenue including adjustments (<i>district changes</i>)	\$828.41
3. Total Supplemental County and Municipal Aid (<i>sum of Lines 1 and 2</i>)	\$36,846.12

Expenditure Restraint Incentive Program

- Only municipalities are eligible to receive Expenditure Restraint Incentive Program (ERIP) payments
- Under state law, in 2025, each municipality will receive a payment that is equal to the amount of the payment received by the municipality in 2024 (sec. 79.05(4), Wis. Stats., from 2023 WI Act 12 – notwithstanding subs. (2) and (3))

Contact Information

If you have questions, contact us at lgs@wisconsin.gov, (608) 266-8618 or (608) 261-5167.



State of Wisconsin • DEPARTMENT OF REVENUE

DIVISION OF STATE AND LOCAL FINANCE • BUREAU OF LOCAL GOVERNMENT SERVICES • 2135 RIMROCK RD MADISON, WI 53713

Mailing Address:
PO Box 8971 #6-97
Madison WI 53708-8971
Fax: (608) 264-6887
lgs@wisconsin.gov

September 13, 2024

HEATHER LONG
VILLAGE OF HAUGEN
PO BOX 234
HAUGEN WI 54841-0234

Notice of Shared Revenue – 2025 Original Estimate

Notice Information

The Wisconsin Department of Revenue (DOR) is providing the **estimated** shared revenue amounts your local government will receive in 2025 under current state law for county and municipal aid, supplemental county and municipal aid, utility aid and the expenditure restraint incentive program. This does not include adjustments, shown on the July and November payment notices.

District	VILLAGE OF HAUGEN	County	BARRON	Co-muni code	03-136
-----------------	-------------------	---------------	--------	---------------------	--------

Estimate Information

For an explanation of each aid payment listed below, review the additional information in this notice.

2025 Original Estimate	
1. County and municipal aid	\$84,380.41
2. Utility aid	\$0.00
3. Supplemental county and municipal aid	\$35,264.35
4. Expenditure restraint incentive program	\$0.00
5. Total Estimated 2025 Payments (sum of Lines 1-4)	\$119,644.76

Payment Information

Your local government will receive two distributions in 2025 :

- July 28, 2025: 15% of Line 1, 2, and 3 and 100% of Line 4 (*shown above*)
- November 17, 2025: balance of your 2025 aid payments

County and Municipal Aid

Under state law, the county and municipal aid paid to each county and municipality must be equal to the amount determined in 2012 (sec. 79.036, Wis. Stats.) and adjusted for fallen protective services insurance reimbursement (sec. 79.036(4), Wis. Stats.).

County and Municipal Aid Calculation	
1. Prior year county and municipal aid	\$82,489.26
2. Increase due to sales tax revenue, including adjustments (<i>district changes</i>)	\$1,897.25
3. Fallen protective services insurance adjustment	-\$6.10
4. Fallen protective services insurance reimbursement (<i>reported to DOR</i>)	\$0.00
5. Total County and Municipal Aid (sum of Lines 1-4)	\$84,380.41

Utility Aid

- Under state law, utility aid is distributed to each county and municipality where tax-exempt utility property is located (sec. 79.04, Wis. Stats.)
- Utility companies report utility property information to DOR annually
- DOR uses the provided information to accurately calculate utility aid (*shown below*)

Utility Aid Calculation	
1. Net book value, as of December 31, 2024 (including expected additions/retirements)	\$0.00
2. Total net book value payment	\$0.00
3. Minimum payment	\$0.00
4. Megawatt capacity	0.0
5. Megawatt capacity payment	\$0.00
6. Closed/decommissioned production plant (phased down) payment	\$0.00
7. Subtotal (sum of Lines 2, 3, 5 and 6)	\$0.00
8. Population cap	\$110,500.00
9. Adjusted subtotal (lesser of Line 7 or Line 8)	\$0.00
10. Adjacent site incentive payment	\$0.00
11. Baseload incentive payment	\$0.00
12. Co-generation incentive payment	\$0.00
13. Alternative energy incentive payment	\$0.00
14. Total incentive payments (sum of Lines 10 through 13)	\$0.00
15. Spent nuclear fuel payment	\$0.00
16. Total Utility Aid – this is the utility aid payment listed on the front of the estimate (sum of Lines 9, 14 and 15)	\$0.00

Supplemental County and Municipal Aid

- Under state law, supplemental county and municipal aid paid to each county and municipality is determined by 2023 Wisconsin Act 12 (sec. 79.037, Wis. Stats.)
- For detailed information, review [county and municipal aid spreadsheet](#)

Supplemental County and Municipal Aid Calculation	
1. Prior year supplemental county and municipal aid	\$34,471.51
2. Increase due to sales tax revenue including adjustments (district changes)	\$792.84
3. Total Supplemental County and Municipal Aid (sum of Lines 1 and 2)	\$35,264.35

Expenditure Restraint Incentive Program

- Only municipalities are eligible to receive Expenditure Restraint Incentive Program (ERIP) payments
- Under state law, in 2025, each municipality will receive a payment that is equal to the amount of the payment received by the municipality in 2024 (sec. 79.05(4), Wis. Stats., from 2023 WI Act 12 – notwithstanding subs. (2) and (3))

Contact Information

If you have questions, contact us at lgs@wisconsin.gov, (608) 266-8618 or (608) 261-5167.



State of Wisconsin • DEPARTMENT OF REVENUE

DIVISION OF STATE AND LOCAL FINANCE • BUREAU OF LOCAL GOVERNMENT SERVICES • 2135 RIMROCK RD MADISON, WI 53713

Mailing Address:
PO Box 8971 #6-97
Madison WI 53708-8971
Fax: (608) 264-6887
lgs@wisconsin.gov

September 13, 2024

SHERRIE SIEBERT
VILLAGE OF PRAIRIE FARM
PO BOX 74
PRAIRIE FARM WI 54762-0074

Notice of Shared Revenue – 2025 Original Estimate

Notice Information

The Wisconsin Department of Revenue (DOR) is providing the **estimated** shared revenue amounts your local government will receive in 2025 under current state law for county and municipal aid, supplemental county and municipal aid, utility aid and the expenditure restraint incentive program. This does not include adjustments, shown on the July and November payment notices.

District	VILLAGE OF PRAIRIE FARM	County	BARRON	Co-muni code	03-171
-----------------	-------------------------	---------------	--------	---------------------	--------

Estimate Information

For an explanation of each aid payment listed below, review the additional information in this notice.

2025 Original Estimate	
1. County and municipal aid	\$110,876.38
2. Utility aid	\$0.00
3. Supplemental county and municipal aid	\$39,252.78
4. Expenditure restraint incentive program	\$0.00
5. Total Estimated 2025 Payments (sum of Lines 1-4)	\$150,129.16

Payment Information

Your local government will receive two distributions in 2025 :

- July 28, 2025: 15% of Line 1, 2, and 3 and 100% of Line 4 (*shown above*)
- November 17, 2025: balance of your 2025 aid payments

County and Municipal Aid

Under state law, the county and municipal aid paid to each county and municipality must be equal to the amount determined in 2012 (sec. 79.036, Wis. Stats.) and adjusted for fallen protective services insurance reimbursement (sec. 79.036(4), Wis. Stats.).

County and Municipal Aid Calculation	
1. Prior year county and municipal aid	\$108,391.39
2. Increase due to sales tax revenue, including adjustments (<i>district changes</i>)	\$2,493.00
3. Fallen protective services insurance adjustment	-\$8.01
4. Fallen protective services insurance reimbursement (<i>reported to DOR</i>)	\$0.00
5. Total County and Municipal Aid (sum of Lines 1-4)	\$110,876.38

Utility Aid

- Under state law, utility aid is distributed to each county and municipality where tax-exempt utility property is located (sec. 79.04, Wis. Stats.)
- Utility companies report utility property information to DOR annually
- DOR uses the provided information to accurately calculate utility aid (*shown below*)

Utility Aid Calculation	
1. Net book value, <i>as of December 31, 2024 (including expected additions/retirements)</i>	\$0.00
2. Total net book value payment	\$0.00
3. Minimum payment	\$0.00
4. Megawatt capacity	0.0
5. Megawatt capacity payment	\$0.00
6. Closed/decommissioned production plant (phased down) payment	\$0.00
7. Subtotal (<i>sum of Lines 2, 3, 5 and 6</i>)	\$0.00
8. Population cap	\$200,600.00
9. Adjusted subtotal (<i>lesser of Line 7 or Line 8</i>)	\$0.00
10. Adjacent site incentive payment	\$0.00
11. Baseload incentive payment	\$0.00
12. Co-generation incentive payment	\$0.00
13. Alternative energy incentive payment	\$0.00
14. Total incentive payments (<i>sum of Lines 10 through 13</i>)	\$0.00
15. Spent nuclear fuel payment	\$0.00
16. Total Utility Aid – this is the utility aid payment listed on the front of the estimate (<i>sum of Lines 9, 14 and 15</i>)	\$0.00

Supplemental County and Municipal Aid

- Under state law, supplemental county and municipal aid paid to each county and municipality is determined by 2023 Wisconsin Act 12 (sec. 79.037, Wis. Stats.)
- For detailed information, review [county and municipal aid spreadsheet](#)

Supplemental County and Municipal Aid Calculation	
1. Prior year supplemental county and municipal aid	\$38,370.26
2. Increase due to sales tax revenue including adjustments (<i>district changes</i>)	\$882.52
3. Total Supplemental County and Municipal Aid (<i>sum of Lines 1 and 2</i>)	\$39,252.78

Expenditure Restraint Incentive Program

- Only municipalities are eligible to receive Expenditure Restraint Incentive Program (ERIP) payments
- Under state law, in 2025, each municipality will receive a payment that is equal to the amount of the payment received by the municipality in 2024 (sec. 79.05(4), Wis. Stats., from 2023 WI Act 12 – notwithstanding subs. (2) and (3))

Contact Information

If you have questions, contact us at lgs@wisconsin.gov, (608) 266-8618 or (608) 261-5167.



State of Wisconsin • DEPARTMENT OF REVENUE

DIVISION OF STATE AND LOCAL FINANCE • BUREAU OF LOCAL GOVERNMENT SERVICES • 2135 RIMROCK RD MADISON, WI 53713

Mailing Address:
PO Box 8971 #6-97
Madison WI 53708-8971
Fax: (608) 264-6887
lgs@wisconsin.gov

September 13, 2024

KAREN JENKINSON
VILLAGE OF TURTLE LAKE
PO BOX 11
TURTLE LAKE WI 54889

Notice of Shared Revenue – 2025 Original Estimate

Notice Information

The Wisconsin Department of Revenue (DOR) is providing the **estimated** shared revenue amounts your local government will receive in 2025 under current state law for county and municipal aid, supplemental county and municipal aid, utility aid and the expenditure restraint incentive program. This does not include adjustments, shown on the July and November payment notices.

District	VILLAGE OF TURTLE LAKE	County	BARRON	Co-muni code	03-186
-----------------	------------------------	---------------	--------	---------------------	--------

Estimate Information

For an explanation of each aid payment listed below, review the additional information in this notice.

2025 Original Estimate	
1. County and municipal aid	\$216,487.73
2. Utility aid	\$26,710.04
3. Supplemental county and municipal aid	\$48,566.04
4. Expenditure restraint incentive program	\$0.00
5. Total Estimated 2025 Payments (sum of Lines 1-4)	\$291,763.81

Payment Information

Your local government will receive two distributions in 2025 :

- July 28, 2025: 15% of Line 1, 2, and 3 and 100% of Line 4 (*shown above*)
- November 17, 2025: balance of your 2025 aid payments

County and Municipal Aid

Under state law, the county and municipal aid paid to each county and municipality must be equal to the amount determined in 2012 (sec. 79.036, Wis. Stats.) and adjusted for fallen protective services insurance reimbursement (sec. 79.036(4), Wis. Stats.).

County and Municipal Aid Calculation	
1. Prior year county and municipal aid	\$211,635.75
2. Increase due to sales tax revenue, including adjustments (<i>district changes</i>)	\$4,867.62
3. Fallen protective services insurance adjustment	-\$15.64
4. Fallen protective services insurance reimbursement (<i>reported to DOR</i>)	\$0.00
5. Total County and Municipal Aid (sum of Lines 1-4)	\$216,487.73

Utility Aid

- Under state law, utility aid is distributed to each county and municipality where tax-exempt utility property is located (sec. 79.04, Wis. Stats.)
- Utility companies report utility property information to DOR annually
- DOR uses the provided information to accurately calculate utility aid (*shown below*)

Utility Aid Calculation	
1. Net book value, <i>as of December 31, 2024 (including expected additions/retirements)</i>	\$4,451,673.00
2. Total net book value payment	\$26,710.04
3. Minimum payment	\$0.00
4. Megawatt capacity	0.0
5. Megawatt capacity payment	\$0.00
6. Closed/decommissioned production plant (phased down) payment	\$0.00
7. Subtotal (<i>sum of Lines 2, 3, 5 and 6</i>)	\$26,710.04
8. Population cap	\$445,825.00
9. Adjusted subtotal (<i>lesser of Line 7 or Line 8</i>)	\$26,710.04
10. Adjacent site incentive payment	\$0.00
11. Baseload incentive payment	\$0.00
12. Co-generation incentive payment	\$0.00
13. Alternative energy incentive payment	\$0.00
14. Total incentive payments (<i>sum of Lines 10 through 13</i>)	\$0.00
15. Spent nuclear fuel payment	\$0.00
16. Total Utility Aid – this is the utility aid payment listed on the front of the estimate (<i>sum of Lines 9, 14 and 15</i>)	\$26,710.04

Supplemental County and Municipal Aid

- Under state law, supplemental county and municipal aid paid to each county and municipality is determined by 2023 Wisconsin Act 12 (sec. 79.037, Wis. Stats.)
- For detailed information, review [county and municipal aid spreadsheet](#)

Supplemental County and Municipal Aid Calculation	
1. Prior year supplemental county and municipal aid	\$47,474.14
2. Increase due to sales tax revenue including adjustments (<i>district changes</i>)	\$1,091.90
3. Total Supplemental County and Municipal Aid (<i>sum of Lines 1 and 2</i>)	\$48,566.04

Expenditure Restraint Incentive Program

- Only municipalities are eligible to receive Expenditure Restraint Incentive Program (ERIP) payments
- Under state law, in 2025, each municipality will receive a payment that is equal to the amount of the payment received by the municipality in 2024 (sec. 79.05(4), Wis. Stats., from 2023 WI Act 12 – notwithstanding subs. (2) and (3))

Contact Information

If you have questions, contact us at lgs@wisconsin.gov, (608) 266-8618 or (608) 261-5167.



State of Wisconsin • DEPARTMENT OF REVENUE

DIVISION OF STATE AND LOCAL FINANCE • BUREAU OF LOCAL GOVERNMENT SERVICES • 2135 RIMROCK RD MADISON, WI 53713

Mailing Address:
PO Box 8971 #6-97
Madison WI 53708-8971
Fax: (608) 264-6887
lgs@wisconsin.gov

September 13, 2024

KELLI RASMUSSEN
CITY OF BARRON
PO BOX 156, 510 E LASALLE AVE
BARRON WI 54812-1638

Notice of Shared Revenue – 2025 Original Estimate

Notice Information

The Wisconsin Department of Revenue (DOR) is providing the **estimated** shared revenue amounts your local government will receive in 2025 under current state law for county and municipal aid, supplemental county and municipal aid, utility aid and the expenditure restraint incentive program. This does not include adjustments, shown on the July and November payment notices.

District	CITY OF BARRON	County	BARRON	Co-muni code	03-206
-----------------	----------------	---------------	--------	---------------------	--------

Estimate Information

For an explanation of each aid payment listed below, review the additional information in this notice.

2025 Original Estimate	
1. County and municipal aid	\$713,021.48
2. Utility aid	\$15,014.07
3. Supplemental county and municipal aid	\$142,625.73
4. Expenditure restraint incentive program	\$45,899.80
5. Total Estimated 2025 Payments (sum of Lines 1-4)	\$916,561.08

Payment Information

Your local government will receive two distributions in 2025 :

- July 28, 2025: 15% of Line 1, 2, and 3 and 100% of Line 4 (*shown above*)
- November 17, 2025: balance of your 2025 aid payments

County and Municipal Aid

Under state law, the county and municipal aid paid to each county and municipality must be equal to the amount determined in 2012 (sec. 79.036, Wis. Stats.) and adjusted for fallen protective services insurance reimbursement (sec. 79.036(4), Wis. Stats.).

County and Municipal Aid Calculation	
1. Prior year county and municipal aid	\$697,041.05
2. Increase due to sales tax revenue, including adjustments (<i>district changes</i>)	\$16,031.94
3. Fallen protective services insurance adjustment	-\$51.51
4. Fallen protective services insurance reimbursement (<i>reported to DOR</i>)	\$0.00
5. Total County and Municipal Aid (sum of Lines 1-4)	\$713,021.48

Utility Aid

- Under state law, utility aid is distributed to each county and municipality where tax-exempt utility property is located (sec. 79.04, Wis. Stats.)
- Utility companies report utility property information to DOR annually
- DOR uses the provided information to accurately calculate utility aid (*shown below*)

Utility Aid Calculation	
1. Net book value, <i>as of December 31, 2024 (including expected additions/retirements)</i>	\$2,502,345.00
2. Total net book value payment	\$15,014.07
3. Minimum payment	\$0.00
4. Megawatt capacity	0.0
5. Megawatt capacity payment	\$0.00
6. Closed/decommissioned production plant (phased down) payment	\$0.00
7. Subtotal (<i>sum of Lines 2, 3, 5 and 6</i>)	\$15,014.07
8. Population cap	\$1,572,075.00
9. Adjusted subtotal (<i>lesser of Line 7 or Line 8</i>)	\$15,014.07
10. Adjacent site incentive payment	\$0.00
11. Baseload incentive payment	\$0.00
12. Co-generation incentive payment	\$0.00
13. Alternative energy incentive payment	\$0.00
14. Total incentive payments (<i>sum of Lines 10 through 13</i>)	\$0.00
15. Spent nuclear fuel payment	\$0.00
16. Total Utility Aid – this is the utility aid payment listed on the front of the estimate (<i>sum of Lines 9, 14 and 15</i>)	\$15,014.07

Supplemental County and Municipal Aid

- Under state law, supplemental county and municipal aid paid to each county and municipality is determined by 2023 Wisconsin Act 12 (sec. 79.037, Wis. Stats.)
- For detailed information, review [county and municipal aid spreadsheet](#)

Supplemental County and Municipal Aid Calculation	
1. Prior year supplemental county and municipal aid	\$139,419.09
2. Increase due to sales tax revenue including adjustments (<i>district changes</i>)	\$3,206.64
3. Total Supplemental County and Municipal Aid (<i>sum of Lines 1 and 2</i>)	\$142,625.73

Expenditure Restraint Incentive Program

- Only municipalities are eligible to receive Expenditure Restraint Incentive Program (ERIP) payments
- Under state law, in 2025, each municipality will receive a payment that is equal to the amount of the payment received by the municipality in 2024 (sec. 79.05(4), Wis. Stats., from 2023 WI Act 12 – notwithstanding subs. (2) and (3))

Contact Information

If you have questions, contact us at lgs@wisconsin.gov, (608) 266-8618 or (608) 261-5167.



State of Wisconsin • DEPARTMENT OF REVENUE

DIVISION OF STATE AND LOCAL FINANCE • BUREAU OF LOCAL GOVERNMENT SERVICES • 2135 RIMROCK RD MADISON, WI 53713

Mailing Address:
PO Box 8971 #6-97
Madison WI 53708-8971
Fax: (608) 264-6887
lgs@wisconsin.gov

September 13, 2024

MARK EBY
CITY OF CHETEK
PO BOX 194
CHETEK WI 54728

Notice of Shared Revenue – 2025 Original Estimate

Notice Information

The Wisconsin Department of Revenue (DOR) is providing the **estimated** shared revenue amounts your local government will receive in 2025 under current state law for county and municipal aid, supplemental county and municipal aid, utility aid and the expenditure restraint incentive program. This does not include adjustments, shown on the July and November payment notices.

District	CITY OF CHETEK	County	BARRON	Co-muni code	03-211
-----------------	----------------	---------------	--------	---------------------	--------

Estimate Information

For an explanation of each aid payment listed below, review the additional information in this notice.

2025 Original Estimate	
1. County and municipal aid	\$339,579.91
2. Utility aid	\$2,044.99
3. Supplemental county and municipal aid	\$67,926.19
4. Expenditure restraint incentive program	\$25,367.58
5. Total Estimated 2025 Payments (sum of Lines 1-4)	\$434,918.67

Payment Information

Your local government will receive two distributions in 2025 :

- July 28, 2025: 15% of Line 1, 2, and 3 and 100% of Line 4 (*shown above*)
- November 17, 2025: balance of your 2025 aid payments

County and Municipal Aid

Under state law, the county and municipal aid paid to each county and municipality must be equal to the amount determined in 2012 (sec. 79.036, Wis. Stats.) and adjusted for fallen protective services insurance reimbursement (sec. 79.036(4), Wis. Stats.).

County and Municipal Aid Calculation	
1. Prior year county and municipal aid	\$331,969.15
2. Increase due to sales tax revenue, including adjustments (<i>district changes</i>)	\$7,635.29
3. Fallen protective services insurance adjustment	-\$24.53
4. Fallen protective services insurance reimbursement (<i>reported to DOR</i>)	\$0.00
5. Total County and Municipal Aid (sum of Lines 1-4)	\$339,579.91

Utility Aid

- Under state law, utility aid is distributed to each county and municipality where tax-exempt utility property is located (sec. 79.04, Wis. Stats.)
- Utility companies report utility property information to DOR annually
- DOR uses the provided information to accurately calculate utility aid (*shown below*)

Utility Aid Calculation	
1. Net book value, <i>as of December 31, 2024 (including expected additions/retirements)</i>	\$340,832.00
2. Total net book value payment	\$2,044.99
3. Minimum payment	\$0.00
4. Megawatt capacity	0.0
5. Megawatt capacity payment	\$0.00
6. Closed/decommissioned production plant (phased down) payment	\$0.00
7. Subtotal (<i>sum of Lines 2, 3, 5 and 6</i>)	\$2,044.99
8. Population cap	\$929,050.00
9. Adjusted subtotal (<i>lesser of Line 7 or Line 8</i>)	\$2,044.99
10. Adjacent site incentive payment	\$0.00
11. Baseload incentive payment	\$0.00
12. Co-generation incentive payment	\$0.00
13. Alternative energy incentive payment	\$0.00
14. Total incentive payments (<i>sum of Lines 10 through 13</i>)	\$0.00
15. Spent nuclear fuel payment	\$0.00
16. Total Utility Aid – this is the utility aid payment listed on the front of the estimate (<i>sum of Lines 9, 14 and 15</i>)	\$2,044.99

Supplemental County and Municipal Aid

- Under state law, supplemental county and municipal aid paid to each county and municipality is determined by 2023 Wisconsin Act 12 (sec. 79.037, Wis. Stats.)
- For detailed information, review [county and municipal aid spreadsheet](#)

Supplemental County and Municipal Aid Calculation	
1. Prior year supplemental county and municipal aid	\$66,399.01
2. Increase due to sales tax revenue including adjustments (<i>district changes</i>)	\$1,527.18
3. Total Supplemental County and Municipal Aid (<i>sum of Lines 1 and 2</i>)	\$67,926.19

Expenditure Restraint Incentive Program

- Only municipalities are eligible to receive Expenditure Restraint Incentive Program (ERIP) payments
- Under state law, in 2025, each municipality will receive a payment that is equal to the amount of the payment received by the municipality in 2024 (sec. 79.05(4), Wis. Stats., from 2023 WI Act 12 – notwithstanding subs. (2) and (3))

Contact Information

If you have questions, contact us at lgs@wisconsin.gov, (608) 266-8618 or (608) 261-5167.



State of Wisconsin • DEPARTMENT OF REVENUE

DIVISION OF STATE AND LOCAL FINANCE • BUREAU OF LOCAL GOVERNMENT SERVICES • 2135 RIMROCK RD MADISON, WI 53713

Mailing Address:
PO Box 8971 #6-97
Madison WI 53708-8971
Fax: (608) 264-6887
lgs@wisconsin.gov

September 13, 2024

ARLENE FRISINGER
CITY OF CUMBERLAND
950 1ST AVE
CUMBERLAND WI 54829

Notice of Shared Revenue – 2025 Original Estimate

Notice Information

The Wisconsin Department of Revenue (DOR) is providing the **estimated** shared revenue amounts your local government will receive in 2025 under current state law for county and municipal aid, supplemental county and municipal aid, utility aid and the expenditure restraint incentive program. This does not include adjustments, shown on the July and November payment notices.

District	CITY OF CUMBERLAND	County	BARRON	Co-muni code	03-212
-----------------	--------------------	---------------	--------	---------------------	--------

Estimate Information

For an explanation of each aid payment listed below, review the additional information in this notice.

2025 Original Estimate	
1. County and municipal aid	\$503,873.38
2. Utility aid	\$0.00
3. Supplemental county and municipal aid	\$100,789.82
4. Expenditure restraint incentive program	\$35,683.34
5. Total Estimated 2025 Payments (sum of Lines 1-4)	\$640,346.54

Payment Information

Your local government will receive two distributions in 2025 :

- July 28, 2025: 15% of Line 1, 2, and 3 and 100% of Line 4 (*shown above*)
- November 17, 2025: balance of your 2025 aid payments

County and Municipal Aid

Under state law, the county and municipal aid paid to each county and municipality must be equal to the amount determined in 2012 (sec. 79.036, Wis. Stats.) and adjusted for fallen protective services insurance reimbursement (sec. 79.036(4), Wis. Stats.).

County and Municipal Aid Calculation	
1. Prior year county and municipal aid	\$492,580.43
2. Increase due to sales tax revenue, including adjustments (<i>district changes</i>)	\$11,329.35
3. Fallen protective services insurance adjustment	-\$36.40
4. Fallen protective services insurance reimbursement (<i>reported to DOR</i>)	\$0.00
5. Total County and Municipal Aid (sum of Lines 1-4)	\$503,873.38

Utility Aid

- Under state law, utility aid is distributed to each county and municipality where tax-exempt utility property is located (sec. 79.04, Wis. Stats.)
- Utility companies report utility property information to DOR annually
- DOR uses the provided information to accurately calculate utility aid (*shown below*)

Utility Aid Calculation	
1. Net book value, <i>as of December 31, 2024 (including expected additions/retirements)</i>	\$0.00
2. Total net book value payment	\$0.00
3. Minimum payment	\$0.00
4. Megawatt capacity	0.0
5. Megawatt capacity payment	\$0.00
6. Closed/decommissioned production plant (phased down) payment	\$0.00
7. Subtotal (<i>sum of Lines 2, 3, 5 and 6</i>)	\$0.00
8. Population cap	\$970,275.00
9. Adjusted subtotal (<i>lesser of Line 7 or Line 8</i>)	\$0.00
10. Adjacent site incentive payment	\$0.00
11. Baseload incentive payment	\$0.00
12. Co-generation incentive payment	\$0.00
13. Alternative energy incentive payment	\$0.00
14. Total incentive payments (<i>sum of Lines 10 through 13</i>)	\$0.00
15. Spent nuclear fuel payment	\$0.00
16. Total Utility Aid – this is the utility aid payment listed on the front of the estimate (<i>sum of Lines 9, 14 and 15</i>)	\$0.00

Supplemental County and Municipal Aid

- Under state law, supplemental county and municipal aid paid to each county and municipality is determined by 2023 Wisconsin Act 12 (sec. 79.037, Wis. Stats.)
- For detailed information, review [county and municipal aid spreadsheet](#)

Supplemental County and Municipal Aid Calculation	
1. Prior year supplemental county and municipal aid	\$98,523.77
2. Increase due to sales tax revenue including adjustments (<i>district changes</i>)	\$2,266.05
3. Total Supplemental County and Municipal Aid (<i>sum of Lines 1 and 2</i>)	\$100,789.82

Expenditure Restraint Incentive Program

- Only municipalities are eligible to receive Expenditure Restraint Incentive Program (ERIP) payments
- Under state law, in 2025, each municipality will receive a payment that is equal to the amount of the payment received by the municipality in 2024 (sec. 79.05(4), Wis. Stats., from 2023 WI Act 12 – notwithstanding subs. (2) and (3))

Contact Information

If you have questions, contact us at lgs@wisconsin.gov, (608) 266-8618 or (608) 261-5167.



State of Wisconsin • DEPARTMENT OF REVENUE

DIVISION OF STATE AND LOCAL FINANCE • BUREAU OF LOCAL GOVERNMENT SERVICES • 2135 RIMROCK RD MADISON, WI 53713

Mailing Address:
PO Box 8971 #6-97
Madison WI 53708-8971
Fax: (608) 264-6887
lgs@wisconsin.gov

September 13, 2024

KATHLEEN MORSE
CITY OF RICE LAKE
30 E EAU CLAIRE ST
RICE LAKE WI 54868

Notice of Shared Revenue – 2025 Original Estimate

Notice Information

The Wisconsin Department of Revenue (DOR) is providing the **estimated** shared revenue amounts your local government will receive in 2025 under current state law for county and municipal aid, supplemental county and municipal aid, utility aid and the expenditure restraint incentive program. This does not include adjustments, shown on the July and November payment notices.

District	CITY OF RICE LAKE	County	BARRON	Co-muni code	03-276
-----------------	-------------------	---------------	--------	---------------------	--------

Estimate Information

For an explanation of each aid payment listed below, review the additional information in this notice.

2025 Original Estimate	
1. County and municipal aid	\$1,736,909.96
2. Utility aid	\$21,260.90
3. Supplemental county and municipal aid	\$424,507.68
4. Expenditure restraint incentive program	\$182,672.53
5. Total Estimated 2025 Payments (sum of Lines 1-4)	\$2,365,351.07

Payment Information

Your local government will receive two distributions in 2025 :

- July 28, 2025: 15% of Line 1, 2, and 3 and 100% of Line 4 (*shown above*)
- November 17, 2025: balance of your 2025 aid payments

County and Municipal Aid

Under state law, the county and municipal aid paid to each county and municipality must be equal to the amount determined in 2012 (sec. 79.036, Wis. Stats.) and adjusted for fallen protective services insurance reimbursement (sec. 79.036(4), Wis. Stats.).

County and Municipal Aid Calculation	
1. Prior year county and municipal aid	\$1,697,981.87
2. Increase due to sales tax revenue, including adjustments (<i>district changes</i>)	\$39,053.58
3. Fallen protective services insurance adjustment	-\$125.49
4. Fallen protective services insurance reimbursement (<i>reported to DOR</i>)	\$0.00
5. Total County and Municipal Aid (sum of Lines 1-4)	\$1,736,909.96

Utility Aid

- Under state law, utility aid is distributed to each county and municipality where tax-exempt utility property is located (sec. 79.04, Wis. Stats.)
- Utility companies report utility property information to DOR annually
- DOR uses the provided information to accurately calculate utility aid (*shown below*)

Utility Aid Calculation	
1. Net book value, <i>as of December 31, 2024 (including expected additions/retirements)</i>	\$3,543,484.00
2. Total net book value payment	\$21,260.90
3. Minimum payment	\$0.00
4. Megawatt capacity	0.0
5. Megawatt capacity payment	\$0.00
6. Closed/decommissioned production plant (phased down) payment	\$0.00
7. Subtotal (<i>sum of Lines 2, 3, 5 and 6</i>)	\$21,260.90
8. Population cap	\$3,844,550.00
9. Adjusted subtotal (<i>lesser of Line 7 or Line 8</i>)	\$21,260.90
10. Adjacent site incentive payment	\$0.00
11. Baseload incentive payment	\$0.00
12. Co-generation incentive payment	\$0.00
13. Alternative energy incentive payment	\$0.00
14. Total incentive payments (<i>sum of Lines 10 through 13</i>)	\$0.00
15. Spent nuclear fuel payment	\$0.00
16. Total Utility Aid – this is the utility aid payment listed on the front of the estimate (<i>sum of Lines 9, 14 and 15</i>)	\$21,260.90

Supplemental County and Municipal Aid

- Under state law, supplemental county and municipal aid paid to each county and municipality is determined by 2023 Wisconsin Act 12 (sec. 79.037, Wis. Stats.)
- For detailed information, review [county and municipal aid spreadsheet](#)

Supplemental County and Municipal Aid Calculation	
1. Prior year supplemental county and municipal aid	\$414,963.52
2. Increase due to sales tax revenue including adjustments (<i>district changes</i>)	\$9,544.16
3. Total Supplemental County and Municipal Aid (<i>sum of Lines 1 and 2</i>)	\$424,507.68

Expenditure Restraint Incentive Program

- Only municipalities are eligible to receive Expenditure Restraint Incentive Program (ERIP) payments
- Under state law, in 2025, each municipality will receive a payment that is equal to the amount of the payment received by the municipality in 2024 (sec. 79.05(4), Wis. Stats., from 2023 WI Act 12 – notwithstanding subs. (2) and (3))

Contact Information

If you have questions, contact us at lgs@wisconsin.gov, (608) 266-8618 or (608) 261-5167.



State of Wisconsin • DEPARTMENT OF REVENUE

DIVISION OF STATE AND LOCAL FINANCE • BUREAU OF LOCAL GOVERNMENT SERVICES • 2135 RIMROCK RD MADISON, WI 53713

Mailing Address:
PO Box 8971 #6-97
Madison WI 53708-8971
Fax: (608) 264-6887
lgs@wisconsin.gov

September 13, 2024

JESSICA HODEK
COUNTY OF BARRON
335 E MONROE AVE, ROOM 2130
BARRON WI 54812-1482

Notice of Shared Revenue – 2025 Original Estimate

Notice Information

The Wisconsin Department of Revenue (DOR) is providing the **estimated** shared revenue amounts your local government will receive in 2025 under current state law for county and municipal aid, supplemental county and municipal aid, utility aid and the expenditure restraint incentive program. This does not include adjustments, shown on the July and November payment notices.

District	COUNTY OF BARRON	County	BARRON	Co-muni code	03-999
-----------------	------------------	---------------	--------	---------------------	--------

Estimate Information

For an explanation of each aid payment listed below, review the additional information in this notice.

2025 Original Estimate	
1. County and municipal aid	\$1,176,697.57
2. Utility aid	\$147,807.73
3. Supplemental county and municipal aid	\$749,955.05
4. Expenditure restraint incentive program	\$0.00
5. Total Estimated 2025 Payments (sum of Lines 1-4)	\$2,074,460.35

Payment Information

Your local government will receive two distributions in 2025 :

- July 28, 2025: 15% of Line 1, 2, and 3 and 100% of Line 4 (*shown above*)
- November 17, 2025: balance of your 2025 aid payments

County and Municipal Aid

Under state law, the county and municipal aid paid to each county and municipality must be equal to the amount determined in 2012 (sec. 79.036, Wis. Stats.) and adjusted for fallen protective services insurance reimbursement (sec. 79.036(4), Wis. Stats.).

County and Municipal Aid Calculation	
1. Prior year county and municipal aid	\$1,150,325.10
2. Increase due to sales tax revenue, including adjustments (<i>district changes</i>)	\$26,457.48
3. Fallen protective services insurance adjustment	-\$85.01
4. Fallen protective services insurance reimbursement (<i>reported to DOR</i>)	\$0.00
5. Total County and Municipal Aid (sum of Lines 1-4)	\$1,176,697.57

Utility Aid

- Under state law, utility aid is distributed to each county and municipality where tax-exempt utility property is located (sec. 79.04, Wis. Stats.)
- Utility companies report utility property information to DOR annually
- DOR uses the provided information to accurately calculate utility aid (*shown below*)

Utility Aid Calculation	
1. Net book value, <i>as of December 31, 2024 (including expected additions/retirements)</i>	\$31,172,351.00
2. Total net book value payment	\$147,807.73
3. Minimum payment	\$0.00
4. Megawatt capacity	0.0
5. Megawatt capacity payment	\$0.00
6. Closed/decommissioned production plant (phased down) payment	\$0.00
7. Subtotal (<i>sum of Lines 2, 3, 5 and 6</i>)	\$147,807.73
8. Population cap	\$5,868,750.00
9. Adjusted subtotal (<i>lesser of Line 7 or Line 8</i>)	\$147,807.73
10. Adjacent site incentive payment	\$0.00
11. Baseload incentive payment	\$0.00
12. Co-generation incentive payment	\$0.00
13. Alternative energy incentive payment	\$0.00
14. Total incentive payments (<i>sum of Lines 10 through 13</i>)	\$0.00
15. Spent nuclear fuel payment	\$0.00
16. Total Utility Aid – this is the utility aid payment listed on the front of the estimate (<i>sum of Lines 9, 14 and 15</i>)	\$147,807.73

Supplemental County and Municipal Aid

- Under state law, supplemental county and municipal aid paid to each county and municipality is determined by 2023 Wisconsin Act 12 (sec. 79.037, Wis. Stats.)
- For detailed information, review [county and municipal aid spreadsheet](#)

Supplemental County and Municipal Aid Calculation	
1. Prior year supplemental county and municipal aid	\$733,093.89
2. Increase due to sales tax revenue including adjustments (<i>district changes</i>)	\$16,861.16
3. Total Supplemental County and Municipal Aid (<i>sum of Lines 1 and 2</i>)	\$749,955.05

Expenditure Restraint Incentive Program

- Only municipalities are eligible to receive Expenditure Restraint Incentive Program (ERIP) payments
- Under state law, in 2025, each municipality will receive a payment that is equal to the amount of the payment received by the municipality in 2024 (sec. 79.05(4), Wis. Stats., from 2023 WI Act 12 – notwithstanding subs. (2) and (3))

Contact Information

If you have questions, contact us at lgs@wisconsin.gov, (608) 266-8618 or (608) 261-5167.



State of Wisconsin • DEPARTMENT OF REVENUE

DIVISION OF STATE AND LOCAL FINANCE • BUREAU OF LOCAL GOVERNMENT SERVICES • 2135 RIMROCK RD MADISON, WI 53713

Mailing Address:
PO Box 8971 #6-97
Madison WI 53708-8971
Fax: (608) 264-6887
lgs@wisconsin.gov

September 13, 2024

ANGELA TRUCHON
TOWN OF BARKSDALE
71325 RANGE RD
ASHLAND WI 54806

Notice of Shared Revenue – 2025 Original Estimate

Notice Information

The Wisconsin Department of Revenue (DOR) is providing the **estimated** shared revenue amounts your local government will receive in 2025 under current state law for county and municipal aid, supplemental county and municipal aid, utility aid and the expenditure restraint incentive program. This does not include adjustments, shown on the July and November payment notices.

District	TOWN OF BARKSDALE	County	BAYFIELD	Co-muni code	04-002
-----------------	-------------------	---------------	----------	---------------------	--------

Estimate Information

For an explanation of each aid payment listed below, review the additional information in this notice.

2025 Original Estimate	
1. County and municipal aid	\$40,302.51
2. Utility aid	\$292.50
3. Supplemental county and municipal aid	\$43,446.25
4. Expenditure restraint incentive program	\$0.00
5. Total Estimated 2025 Payments (sum of Lines 1-4)	\$84,041.26

Payment Information

Your local government will receive two distributions in 2025 :

- July 28, 2025: 15% of Line 1, 2, and 3 and 100% of Line 4 (*shown above*)
- November 17, 2025: balance of your 2025 aid payments

County and Municipal Aid

Under state law, the county and municipal aid paid to each county and municipality must be equal to the amount determined in 2012 (sec. 79.036, Wis. Stats.) and adjusted for fallen protective services insurance reimbursement (sec. 79.036(4), Wis. Stats.).

County and Municipal Aid Calculation	
1. Prior year county and municipal aid	\$39,399.24
2. Increase due to sales tax revenue, including adjustments (<i>district changes</i>)	\$906.18
3. Fallen protective services insurance adjustment	-\$2.91
4. Fallen protective services insurance reimbursement (<i>reported to DOR</i>)	\$0.00
5. Total County and Municipal Aid (sum of Lines 1-4)	\$40,302.51

Utility Aid

- Under state law, utility aid is distributed to each county and municipality where tax-exempt utility property is located (sec. 79.04, Wis. Stats.)
- Utility companies report utility property information to DOR annually
- DOR uses the provided information to accurately calculate utility aid (*shown below*)

Utility Aid Calculation	
1. Net book value, as of December 31, 2024 (including expected additions/retirements)	\$97,501.00
2. Total net book value payment	\$292.50
3. Minimum payment	\$0.00
4. Megawatt capacity	0.0
5. Megawatt capacity payment	\$0.00
6. Closed/decommissioned production plant (phased down) payment	\$0.00
7. Subtotal (sum of Lines 2, 3, 5 and 6)	\$292.50
8. Population cap	\$312,800.00
9. Adjusted subtotal (lesser of Line 7 or Line 8)	\$292.50
10. Adjacent site incentive payment	\$0.00
11. Baseload incentive payment	\$0.00
12. Co-generation incentive payment	\$0.00
13. Alternative energy incentive payment	\$0.00
14. Total incentive payments (sum of Lines 10 through 13)	\$0.00
15. Spent nuclear fuel payment	\$0.00
16. Total Utility Aid – this is the utility aid payment listed on the front of the estimate (sum of Lines 9, 14 and 15)	\$292.50

Supplemental County and Municipal Aid

- Under state law, supplemental county and municipal aid paid to each county and municipality is determined by 2023 Wisconsin Act 12 (sec. 79.037, Wis. Stats.)
- For detailed information, review [county and municipal aid spreadsheet](#)

Supplemental County and Municipal Aid Calculation	
1. Prior year supplemental county and municipal aid	\$42,469.45
2. Increase due to sales tax revenue including adjustments (<i>district changes</i>)	\$976.80
3. Total Supplemental County and Municipal Aid (sum of Lines 1 and 2)	\$43,446.25

Expenditure Restraint Incentive Program

- Only municipalities are eligible to receive Expenditure Restraint Incentive Program (ERIP) payments
- Under state law, in 2025, each municipality will receive a payment that is equal to the amount of the payment received by the municipality in 2024 (sec. 79.05(4), Wis. Stats., from 2023 WI Act 12 – notwithstanding subs. (2) and (3))

Contact Information

If you have questions, contact us at lgs@wisconsin.gov, (608) 266-8618 or (608) 261-5167.



State of Wisconsin • DEPARTMENT OF REVENUE

DIVISION OF STATE AND LOCAL FINANCE • BUREAU OF LOCAL GOVERNMENT SERVICES • 2135 RIMROCK RD MADISON, WI 53713

Mailing Address:
PO Box 8971 #6-97
Madison WI 53708-8971
Fax: (608) 264-6887
lgs@wisconsin.gov

September 13, 2024

LISA MEYER
TOWN OF BARNES
3360 COUNTY HWY N
BARNES WI 54873-6106

Notice of Shared Revenue – 2025 Original Estimate

Notice Information

The Wisconsin Department of Revenue (DOR) is providing the **estimated** shared revenue amounts your local government will receive in 2025 under current state law for county and municipal aid, supplemental county and municipal aid, utility aid and the expenditure restraint incentive program. This does not include adjustments, shown on the July and November payment notices.

District	TOWN OF BARNES	County	BAYFIELD	Co-muni code	04-004
-----------------	----------------	---------------	----------	---------------------	--------

Estimate Information

For an explanation of each aid payment listed below, review the additional information in this notice.

2025 Original Estimate	
1. County and municipal aid	\$12,305.43
2. Utility aid	\$249.99
3. Supplemental county and municipal aid	\$44,786.52
4. Expenditure restraint incentive program	\$0.00
5. Total Estimated 2025 Payments (sum of Lines 1-4)	\$57,341.94

Payment Information

Your local government will receive two distributions in 2025 :

- July 28, 2025: 15% of Line 1, 2, and 3 and 100% of Line 4 (*shown above*)
- November 17, 2025: balance of your 2025 aid payments

County and Municipal Aid

Under state law, the county and municipal aid paid to each county and municipality must be equal to the amount determined in 2012 (sec. 79.036, Wis. Stats.) and adjusted for fallen protective services insurance reimbursement (sec. 79.036(4), Wis. Stats.).

County and Municipal Aid Calculation	
1. Prior year county and municipal aid	\$12,029.64
2. Increase due to sales tax revenue, including adjustments (<i>district changes</i>)	\$276.68
3. Fallen protective services insurance adjustment	-\$0.89
4. Fallen protective services insurance reimbursement (<i>reported to DOR</i>)	\$0.00
5. Total County and Municipal Aid (sum of Lines 1-4)	\$12,305.43

Utility Aid

- Under state law, utility aid is distributed to each county and municipality where tax-exempt utility property is located (sec. 79.04, Wis. Stats.)
- Utility companies report utility property information to DOR annually
- DOR uses the provided information to accurately calculate utility aid (*shown below*)

Utility Aid Calculation	
1. Net book value, as of December 31, 2024 (including expected additions/retirements)	\$83,329.00
2. Total net book value payment	\$249.99
3. Minimum payment	\$0.00
4. Megawatt capacity	0.0
5. Megawatt capacity payment	\$0.00
6. Closed/decommissioned production plant (phased down) payment	\$0.00
7. Subtotal (sum of Lines 2, 3, 5 and 6)	\$249.99
8. Population cap	\$345,950.00
9. Adjusted subtotal (lesser of Line 7 or Line 8)	\$249.99
10. Adjacent site incentive payment	\$0.00
11. Baseload incentive payment	\$0.00
12. Co-generation incentive payment	\$0.00
13. Alternative energy incentive payment	\$0.00
14. Total incentive payments (sum of Lines 10 through 13)	\$0.00
15. Spent nuclear fuel payment	\$0.00
16. Total Utility Aid – this is the utility aid payment listed on the front of the estimate (sum of Lines 9, 14 and 15)	\$249.99

Supplemental County and Municipal Aid

- Under state law, supplemental county and municipal aid paid to each county and municipality is determined by 2023 Wisconsin Act 12 (sec. 79.037, Wis. Stats.)
- For detailed information, review [county and municipal aid spreadsheet](#)

Supplemental County and Municipal Aid Calculation	
1. Prior year supplemental county and municipal aid	\$43,779.59
2. Increase due to sales tax revenue including adjustments (district changes)	\$1,006.93
3. Total Supplemental County and Municipal Aid (sum of Lines 1 and 2)	\$44,786.52

Expenditure Restraint Incentive Program

- Only municipalities are eligible to receive Expenditure Restraint Incentive Program (ERIP) payments
- Under state law, in 2025, each municipality will receive a payment that is equal to the amount of the payment received by the municipality in 2024 (sec. 79.05(4), Wis. Stats., from 2023 WI Act 12 – notwithstanding subs. (2) and (3))

Contact Information

If you have questions, contact us at lgs@wisconsin.gov, (608) 266-8618 or (608) 261-5167.



State of Wisconsin • DEPARTMENT OF REVENUE

DIVISION OF STATE AND LOCAL FINANCE • BUREAU OF LOCAL GOVERNMENT SERVICES • 2135 RIMROCK RD MADISON, WI 53713

Mailing Address:
PO Box 8971 #6-97
Madison WI 53708-8971
Fax: (608) 264-6887
lgs@wisconsin.gov

September 13, 2024

KELLY FAYE
TOWN OF BAYFIELD
85450 COUNTY RD J
BAYFIELD WI 54814-4455

Notice of Shared Revenue – 2025 Original Estimate

Notice Information

The Wisconsin Department of Revenue (DOR) is providing the **estimated** shared revenue amounts your local government will receive in 2025 under current state law for county and municipal aid, supplemental county and municipal aid, utility aid and the expenditure restraint incentive program. This does not include adjustments, shown on the July and November payment notices.

District	TOWN OF BAYFIELD	County	BAYFIELD	Co-muni code	04-006
-----------------	------------------	---------------	----------	---------------------	--------

Estimate Information

For an explanation of each aid payment listed below, review the additional information in this notice.

2025 Original Estimate	
1. County and municipal aid	\$16,548.87
2. Utility aid	\$18,007.76
3. Supplemental county and municipal aid	\$44,305.41
4. Expenditure restraint incentive program	\$0.00
5. Total Estimated 2025 Payments (sum of Lines 1-4)	\$78,862.04

Payment Information

Your local government will receive two distributions in 2025 :

- July 28, 2025: 15% of Line 1, 2, and 3 and 100% of Line 4 (*shown above*)
- November 17, 2025: balance of your 2025 aid payments

County and Municipal Aid

Under state law, the county and municipal aid paid to each county and municipality must be equal to the amount determined in 2012 (sec. 79.036, Wis. Stats.) and adjusted for fallen protective services insurance reimbursement (sec. 79.036(4), Wis. Stats.).

County and Municipal Aid Calculation	
1. Prior year county and municipal aid	\$16,177.98
2. Increase due to sales tax revenue, including adjustments (<i>district changes</i>)	\$372.09
3. Fallen protective services insurance adjustment	-\$1.20
4. Fallen protective services insurance reimbursement (<i>reported to DOR</i>)	\$0.00
5. Total County and Municipal Aid (sum of Lines 1-4)	\$16,548.87

Utility Aid

- Under state law, utility aid is distributed to each county and municipality where tax-exempt utility property is located (sec. 79.04, Wis. Stats.)
- Utility companies report utility property information to DOR annually
- DOR uses the provided information to accurately calculate utility aid (*shown below*)

Utility Aid Calculation	
1. Net book value, <i>as of December 31, 2024 (including expected additions/retirements)</i>	\$6,002,587.00
2. Total net book value payment	\$18,007.76
3. Minimum payment	\$0.00
4. Megawatt capacity	0.0
5. Megawatt capacity payment	\$0.00
6. Closed/decommissioned production plant (phased down) payment	\$0.00
7. Subtotal (<i>sum of Lines 2, 3, 5 and 6</i>)	\$18,007.76
8. Population cap	\$340,000.00
9. Adjusted subtotal (<i>lesser of Line 7 or Line 8</i>)	\$18,007.76
10. Adjacent site incentive payment	\$0.00
11. Baseload incentive payment	\$0.00
12. Co-generation incentive payment	\$0.00
13. Alternative energy incentive payment	\$0.00
14. Total incentive payments (<i>sum of Lines 10 through 13</i>)	\$0.00
15. Spent nuclear fuel payment	\$0.00
16. Total Utility Aid – this is the utility aid payment listed on the front of the estimate (<i>sum of Lines 9, 14 and 15</i>)	\$18,007.76

Supplemental County and Municipal Aid

- Under state law, supplemental county and municipal aid paid to each county and municipality is determined by 2023 Wisconsin Act 12 (sec. 79.037, Wis. Stats.)
- For detailed information, review [county and municipal aid spreadsheet](#)

Supplemental County and Municipal Aid Calculation	
1. Prior year supplemental county and municipal aid	\$43,309.30
2. Increase due to sales tax revenue including adjustments (<i>district changes</i>)	\$996.11
3. Total Supplemental County and Municipal Aid (<i>sum of Lines 1 and 2</i>)	\$44,305.41

Expenditure Restraint Incentive Program

- Only municipalities are eligible to receive Expenditure Restraint Incentive Program (ERIP) payments
- Under state law, in 2025, each municipality will receive a payment that is equal to the amount of the payment received by the municipality in 2024 (sec. 79.05(4), Wis. Stats., from 2023 WI Act 12 – notwithstanding subs. (2) and (3))

Contact Information

If you have questions, contact us at lgs@wisconsin.gov, (608) 266-8618 or (608) 261-5167.



State of Wisconsin • DEPARTMENT OF REVENUE

DIVISION OF STATE AND LOCAL FINANCE • BUREAU OF LOCAL GOVERNMENT SERVICES • 2135 RIMROCK RD MADISON, WI 53713

Mailing Address:
PO Box 8971 #6-97
Madison WI 53708-8971
Fax: (608) 264-6887
lgs@wisconsin.gov

September 13, 2024

KIM SUSKE
TOWN OF BAYVIEW
PO BOX 37
WASHBURN WI 54891

Notice of Shared Revenue – 2025 Original Estimate

Notice Information

The Wisconsin Department of Revenue (DOR) is providing the **estimated** shared revenue amounts your local government will receive in 2025 under current state law for county and municipal aid, supplemental county and municipal aid, utility aid and the expenditure restraint incentive program. This does not include adjustments, shown on the July and November payment notices.

District	TOWN OF BAYVIEW	County	BAYFIELD	Co-muni code	04-008
-----------------	-----------------	---------------	----------	---------------------	--------

Estimate Information

For an explanation of each aid payment listed below, review the additional information in this notice.

2025 Original Estimate	
1. County and municipal aid	\$6,940.82
2. Utility aid	\$0.00
3. Supplemental county and municipal aid	\$39,510.61
4. Expenditure restraint incentive program	\$0.00
5. Total Estimated 2025 Payments (sum of Lines 1-4)	\$46,451.43

Payment Information

Your local government will receive two distributions in 2025 :

- July 28, 2025: 15% of Line 1, 2, and 3 and 100% of Line 4 (*shown above*)
- November 17, 2025: balance of your 2025 aid payments

County and Municipal Aid

Under state law, the county and municipal aid paid to each county and municipality must be equal to the amount determined in 2012 (sec. 79.036, Wis. Stats.) and adjusted for fallen protective services insurance reimbursement (sec. 79.036(4), Wis. Stats.).

County and Municipal Aid Calculation	
1. Prior year county and municipal aid	\$6,785.26
2. Increase due to sales tax revenue, including adjustments (<i>district changes</i>)	\$156.06
3. Fallen protective services insurance adjustment	-\$0.50
4. Fallen protective services insurance reimbursement (<i>reported to DOR</i>)	\$0.00
5. Total County and Municipal Aid (sum of Lines 1-4)	\$6,940.82

Utility Aid

- Under state law, utility aid is distributed to each county and municipality where tax-exempt utility property is located (sec. 79.04, Wis. Stats.)
- Utility companies report utility property information to DOR annually
- DOR uses the provided information to accurately calculate utility aid (*shown below*)

Utility Aid Calculation	
1. Net book value, as of December 31, 2024 (including expected additions/retirements)	\$0.00
2. Total net book value payment	\$0.00
3. Minimum payment	\$0.00
4. Megawatt capacity	0.0
5. Megawatt capacity payment	\$0.00
6. Closed/decommissioned production plant (phased down) payment	\$0.00
7. Subtotal (sum of Lines 2, 3, 5 and 6)	\$0.00
8. Population cap	\$219,725.00
9. Adjusted subtotal (lesser of Line 7 or Line 8)	\$0.00
10. Adjacent site incentive payment	\$0.00
11. Baseload incentive payment	\$0.00
12. Co-generation incentive payment	\$0.00
13. Alternative energy incentive payment	\$0.00
14. Total incentive payments (sum of Lines 10 through 13)	\$0.00
15. Spent nuclear fuel payment	\$0.00
16. Total Utility Aid – this is the utility aid payment listed on the front of the estimate (sum of Lines 9, 14 and 15)	\$0.00

Supplemental County and Municipal Aid

- Under state law, supplemental county and municipal aid paid to each county and municipality is determined by 2023 Wisconsin Act 12 (sec. 79.037, Wis. Stats.)
- For detailed information, review [county and municipal aid spreadsheet](#)

Supplemental County and Municipal Aid Calculation	
1. Prior year supplemental county and municipal aid	\$38,622.30
2. Increase due to sales tax revenue including adjustments (<i>district changes</i>)	\$888.31
3. Total Supplemental County and Municipal Aid (sum of Lines 1 and 2)	\$39,510.61

Expenditure Restraint Incentive Program

- Only municipalities are eligible to receive Expenditure Restraint Incentive Program (ERIP) payments
- Under state law, in 2025, each municipality will receive a payment that is equal to the amount of the payment received by the municipality in 2024 (sec. 79.05(4), Wis. Stats., from 2023 WI Act 12 – notwithstanding subs. (2) and (3))

Contact Information

If you have questions, contact us at lgs@wisconsin.gov, (608) 266-8618 or (608) 261-5167.



State of Wisconsin • DEPARTMENT OF REVENUE

DIVISION OF STATE AND LOCAL FINANCE • BUREAU OF LOCAL GOVERNMENT SERVICES • 2135 RIMROCK RD MADISON, WI 53713

Mailing Address:
PO Box 8971 #6-97
Madison WI 53708-8971
Fax: (608) 264-6887
lgs@wisconsin.gov

September 13, 2024

MARYBETH TILLMANS
TOWN OF BELL
PO BOX 280
CORNUCOPIA WI 54827

Notice of Shared Revenue – 2025 Original Estimate

Notice Information

The Wisconsin Department of Revenue (DOR) is providing the **estimated** shared revenue amounts your local government will receive in 2025 under current state law for county and municipal aid, supplemental county and municipal aid, utility aid and the expenditure restraint incentive program. This does not include adjustments, shown on the July and November payment notices.

District	TOWN OF BELL	County	BAYFIELD	Co-muni code	04-010
-----------------	--------------	---------------	----------	---------------------	--------

Estimate Information

For an explanation of each aid payment listed below, review the additional information in this notice.

2025 Original Estimate	
1. County and municipal aid	\$6,616.18
2. Utility aid	\$733.93
3. Supplemental county and municipal aid	\$36,863.30
4. Expenditure restraint incentive program	\$0.00
5. Total Estimated 2025 Payments (sum of Lines 1-4)	\$44,213.41

Payment Information

Your local government will receive two distributions in 2025 :

- July 28, 2025: 15% of Line 1, 2, and 3 and 100% of Line 4 (*shown above*)
- November 17, 2025: balance of your 2025 aid payments

County and Municipal Aid

Under state law, the county and municipal aid paid to each county and municipality must be equal to the amount determined in 2012 (sec. 79.036, Wis. Stats.) and adjusted for fallen protective services insurance reimbursement (sec. 79.036(4), Wis. Stats.).

County and Municipal Aid Calculation	
1. Prior year county and municipal aid	\$6,467.90
2. Increase due to sales tax revenue, including adjustments (<i>district changes</i>)	\$148.76
3. Fallen protective services insurance adjustment	-\$0.48
4. Fallen protective services insurance reimbursement (<i>reported to DOR</i>)	\$0.00
5. Total County and Municipal Aid (sum of Lines 1-4)	\$6,616.18

Utility Aid

- Under state law, utility aid is distributed to each county and municipality where tax-exempt utility property is located (sec. 79.04, Wis. Stats.)
- Utility companies report utility property information to DOR annually
- DOR uses the provided information to accurately calculate utility aid (*shown below*)

Utility Aid Calculation	
1. Net book value, <i>as of December 31, 2024 (including expected additions/retirements)</i>	\$244,644.00
2. Total net book value payment	\$733.93
3. Minimum payment	\$0.00
4. Megawatt capacity	0.0
5. Megawatt capacity payment	\$0.00
6. Closed/decommissioned production plant (phased down) payment	\$0.00
7. Subtotal (<i>sum of Lines 2, 3, 5 and 6</i>)	\$733.93
8. Population cap	\$163,625.00
9. Adjusted subtotal (<i>lesser of Line 7 or Line 8</i>)	\$733.93
10. Adjacent site incentive payment	\$0.00
11. Baseload incentive payment	\$0.00
12. Co-generation incentive payment	\$0.00
13. Alternative energy incentive payment	\$0.00
14. Total incentive payments (<i>sum of Lines 10 through 13</i>)	\$0.00
15. Spent nuclear fuel payment	\$0.00
16. Total Utility Aid – this is the utility aid payment listed on the front of the estimate (<i>sum of Lines 9, 14 and 15</i>)	\$733.93

Supplemental County and Municipal Aid

- Under state law, supplemental county and municipal aid paid to each county and municipality is determined by 2023 Wisconsin Act 12 (sec. 79.037, Wis. Stats.)
- For detailed information, review [county and municipal aid spreadsheet](#)

Supplemental County and Municipal Aid Calculation	
1. Prior year supplemental county and municipal aid	\$36,034.51
2. Increase due to sales tax revenue including adjustments (<i>district changes</i>)	\$828.79
3. Total Supplemental County and Municipal Aid (<i>sum of Lines 1 and 2</i>)	\$36,863.30

Expenditure Restraint Incentive Program

- Only municipalities are eligible to receive Expenditure Restraint Incentive Program (ERIP) payments
- Under state law, in 2025, each municipality will receive a payment that is equal to the amount of the payment received by the municipality in 2024 (sec. 79.05(4), Wis. Stats., from 2023 WI Act 12 – notwithstanding subs. (2) and (3))

Contact Information

If you have questions, contact us at lgs@wisconsin.gov, (608) 266-8618 or (608) 261-5167.



State of Wisconsin • DEPARTMENT OF REVENUE

DIVISION OF STATE AND LOCAL FINANCE • BUREAU OF LOCAL GOVERNMENT SERVICES • 2135 RIMROCK RD MADISON, WI 53713

Mailing Address:
PO Box 8971 #6-97
Madison WI 53708-8971
Fax: (608) 264-6887
lgs@wisconsin.gov

September 13, 2024

BOBBI MCCAULEY
TOWN OF CABLE
PO BOX 476, 43395 RANDYSEK RD
CABLE WI 54821

Notice of Shared Revenue – 2025 Original Estimate

Notice Information

The Wisconsin Department of Revenue (DOR) is providing the **estimated** shared revenue amounts your local government will receive in 2025 under current state law for county and municipal aid, supplemental county and municipal aid, utility aid and the expenditure restraint incentive program. This does not include adjustments, shown on the July and November payment notices.

District	TOWN OF CABLE	County	BAYFIELD	Co-muni code	04-012
-----------------	---------------	---------------	----------	---------------------	--------

Estimate Information

For an explanation of each aid payment listed below, review the additional information in this notice.

2025 Original Estimate	
1. County and municipal aid	\$21,266.39
2. Utility aid	\$7,130.99
3. Supplemental county and municipal aid	\$45,456.60
4. Expenditure restraint incentive program	\$0.00
5. Total Estimated 2025 Payments (sum of Lines 1-4)	\$73,853.98

Payment Information

Your local government will receive two distributions in 2025 :

- July 28, 2025: 15% of Line 1, 2, and 3 and 100% of Line 4 (*shown above*)
- November 17, 2025: balance of your 2025 aid payments

County and Municipal Aid

Under state law, the county and municipal aid paid to each county and municipality must be equal to the amount determined in 2012 (sec. 79.036, Wis. Stats.) and adjusted for fallen protective services insurance reimbursement (sec. 79.036(4), Wis. Stats.).

County and Municipal Aid Calculation	
1. Prior year county and municipal aid	\$20,789.77
2. Increase due to sales tax revenue, including adjustments (<i>district changes</i>)	\$478.16
3. Fallen protective services insurance adjustment	-\$1.54
4. Fallen protective services insurance reimbursement (<i>reported to DOR</i>)	\$0.00
5. Total County and Municipal Aid (sum of Lines 1-4)	\$21,266.39

Utility Aid

- Under state law, utility aid is distributed to each county and municipality where tax-exempt utility property is located (sec. 79.04, Wis. Stats.)
- Utility companies report utility property information to DOR annually
- DOR uses the provided information to accurately calculate utility aid (*shown below*)

Utility Aid Calculation	
1. Net book value, <i>as of December 31, 2024 (including expected additions/retirements)</i>	\$2,376,998.00
2. Total net book value payment	\$7,130.99
3. Minimum payment	\$0.00
4. Megawatt capacity	0.0
5. Megawatt capacity payment	\$0.00
6. Closed/decommissioned production plant (phased down) payment	\$0.00
7. Subtotal (<i>sum of Lines 2, 3, 5 and 6</i>)	\$7,130.99
8. Population cap	\$367,200.00
9. Adjusted subtotal (<i>lesser of Line 7 or Line 8</i>)	\$7,130.99
10. Adjacent site incentive payment	\$0.00
11. Baseload incentive payment	\$0.00
12. Co-generation incentive payment	\$0.00
13. Alternative energy incentive payment	\$0.00
14. Total incentive payments (<i>sum of Lines 10 through 13</i>)	\$0.00
15. Spent nuclear fuel payment	\$0.00
16. Total Utility Aid – this is the utility aid payment listed on the front of the estimate (<i>sum of Lines 9, 14 and 15</i>)	\$7,130.99

Supplemental County and Municipal Aid

- Under state law, supplemental county and municipal aid paid to each county and municipality is determined by 2023 Wisconsin Act 12 (sec. 79.037, Wis. Stats.)
- For detailed information, review [county and municipal aid spreadsheet](#)

Supplemental County and Municipal Aid Calculation	
1. Prior year supplemental county and municipal aid	\$44,434.60
2. Increase due to sales tax revenue including adjustments (<i>district changes</i>)	\$1,022.00
3. Total Supplemental County and Municipal Aid (<i>sum of Lines 1 and 2</i>)	\$45,456.60

Expenditure Restraint Incentive Program

- Only municipalities are eligible to receive Expenditure Restraint Incentive Program (ERIP) payments
- Under state law, in 2025, each municipality will receive a payment that is equal to the amount of the payment received by the municipality in 2024 (sec. 79.05(4), Wis. Stats., from 2023 WI Act 12 – notwithstanding subs. (2) and (3))

Contact Information

If you have questions, contact us at lgs@wisconsin.gov, (608) 266-8618 or (608) 261-5167.



State of Wisconsin • DEPARTMENT OF REVENUE

DIVISION OF STATE AND LOCAL FINANCE • BUREAU OF LOCAL GOVERNMENT SERVICES • 2135 RIMROCK RD MADISON, WI 53713

Mailing Address:
PO Box 8971 #6-97
Madison WI 53708-8971
Fax: (608) 264-6887
lgs@wisconsin.gov

September 13, 2024

TRACY GILLESPEY
TOWN OF CLOVER
PO BOX 94
HERBSTER WI 54844-0094

Notice of Shared Revenue – 2025 Original Estimate

Notice Information

The Wisconsin Department of Revenue (DOR) is providing the **estimated** shared revenue amounts your local government will receive in 2025 under current state law for county and municipal aid, supplemental county and municipal aid, utility aid and the expenditure restraint incentive program. This does not include adjustments, shown on the July and November payment notices.

District	TOWN OF CLOVER	County	BAYFIELD	Co-muni code	04-014
-----------------	----------------	---------------	----------	---------------------	--------

Estimate Information

For an explanation of each aid payment listed below, review the additional information in this notice.

2025 Original Estimate	
1. County and municipal aid	\$6,118.61
2. Utility aid	\$2,747.59
3. Supplemental county and municipal aid	\$35,178.39
4. Expenditure restraint incentive program	\$0.00
5. Total Estimated 2025 Payments (sum of Lines 1-4)	\$44,044.59

Payment Information

Your local government will receive two distributions in 2025 :

- July 28, 2025: 15% of Line 1, 2, and 3 and 100% of Line 4 (*shown above*)
- November 17, 2025: balance of your 2025 aid payments

County and Municipal Aid

Under state law, the county and municipal aid paid to each county and municipality must be equal to the amount determined in 2012 (sec. 79.036, Wis. Stats.) and adjusted for fallen protective services insurance reimbursement (sec. 79.036(4), Wis. Stats.).

County and Municipal Aid Calculation	
1. Prior year county and municipal aid	\$5,981.48
2. Increase due to sales tax revenue, including adjustments (<i>district changes</i>)	\$137.57
3. Fallen protective services insurance adjustment	-\$0.44
4. Fallen protective services insurance reimbursement (<i>reported to DOR</i>)	\$0.00
5. Total County and Municipal Aid (sum of Lines 1-4)	\$6,118.61

Utility Aid

- Under state law, utility aid is distributed to each county and municipality where tax-exempt utility property is located (sec. 79.04, Wis. Stats.)
- Utility companies report utility property information to DOR annually
- DOR uses the provided information to accurately calculate utility aid (*shown below*)

Utility Aid Calculation	
1. Net book value, <i>as of December 31, 2024 (including expected additions/retirements)</i>	\$915,864.00
2. Total net book value payment	\$2,747.59
3. Minimum payment	\$0.00
4. Megawatt capacity	0.0
5. Megawatt capacity payment	\$0.00
6. Closed/decommissioned production plant (phased down) payment	\$0.00
7. Subtotal (<i>sum of Lines 2, 3, 5 and 6</i>)	\$2,747.59
8. Population cap	\$112,625.00
9. Adjusted subtotal (<i>lesser of Line 7 or Line 8</i>)	\$2,747.59
10. Adjacent site incentive payment	\$0.00
11. Baseload incentive payment	\$0.00
12. Co-generation incentive payment	\$0.00
13. Alternative energy incentive payment	\$0.00
14. Total incentive payments (<i>sum of Lines 10 through 13</i>)	\$0.00
15. Spent nuclear fuel payment	\$0.00
16. Total Utility Aid – this is the utility aid payment listed on the front of the estimate (<i>sum of Lines 9, 14 and 15</i>)	\$2,747.59

Supplemental County and Municipal Aid

- Under state law, supplemental county and municipal aid paid to each county and municipality is determined by 2023 Wisconsin Act 12 (sec. 79.037, Wis. Stats.)
- For detailed information, review [county and municipal aid spreadsheet](#)

Supplemental County and Municipal Aid Calculation	
1. Prior year supplemental county and municipal aid	\$34,387.48
2. Increase due to sales tax revenue including adjustments (<i>district changes</i>)	\$790.91
3. Total Supplemental County and Municipal Aid (<i>sum of Lines 1 and 2</i>)	\$35,178.39

Expenditure Restraint Incentive Program

- Only municipalities are eligible to receive Expenditure Restraint Incentive Program (ERIP) payments
- Under state law, in 2025, each municipality will receive a payment that is equal to the amount of the payment received by the municipality in 2024 (sec. 79.05(4), Wis. Stats., from 2023 WI Act 12 – notwithstanding subs. (2) and (3))

Contact Information

If you have questions, contact us at lgs@wisconsin.gov, (608) 266-8618 or (608) 261-5167.



State of Wisconsin • DEPARTMENT OF REVENUE

DIVISION OF STATE AND LOCAL FINANCE • BUREAU OF LOCAL GOVERNMENT SERVICES • 2135 RIMROCK RD MADISON, WI 53713

Mailing Address:
PO Box 8971 #6-97
Madison WI 53708-8971
Fax: (608) 264-6887
lgs@wisconsin.gov

September 13, 2024

LINDSAY DYKSTRA
TOWN OF DELTA
10620 EAGLE LAKE RD
IRON RIVER WI 54847

Notice of Shared Revenue – 2025 Original Estimate

Notice Information

The Wisconsin Department of Revenue (DOR) is providing the **estimated** shared revenue amounts your local government will receive in 2025 under current state law for county and municipal aid, supplemental county and municipal aid, utility aid and the expenditure restraint incentive program. This does not include adjustments, shown on the July and November payment notices.

District	TOWN OF DELTA	County	BAYFIELD	Co-muni code	04-016
-----------------	---------------	---------------	----------	---------------------	--------

Estimate Information

For an explanation of each aid payment listed below, review the additional information in this notice.

2025 Original Estimate	
1. County and municipal aid	\$6,218.45
2. Utility aid	\$0.00
3. Supplemental county and municipal aid	\$36,124.03
4. Expenditure restraint incentive program	\$0.00
5. Total Estimated 2025 Payments (sum of Lines 1-4)	\$42,342.48

Payment Information

Your local government will receive two distributions in 2025 :

- July 28, 2025: 15% of Line 1, 2, and 3 and 100% of Line 4 (*shown above*)
- November 17, 2025: balance of your 2025 aid payments

County and Municipal Aid

Under state law, the county and municipal aid paid to each county and municipality must be equal to the amount determined in 2012 (sec. 79.036, Wis. Stats.) and adjusted for fallen protective services insurance reimbursement (sec. 79.036(4), Wis. Stats.).

County and Municipal Aid Calculation	
1. Prior year county and municipal aid	\$6,079.08
2. Increase due to sales tax revenue, including adjustments (<i>district changes</i>)	\$139.82
3. Fallen protective services insurance adjustment	-\$0.45
4. Fallen protective services insurance reimbursement (<i>reported to DOR</i>)	\$0.00
5. Total County and Municipal Aid (sum of Lines 1-4)	\$6,218.45

Utility Aid

- Under state law, utility aid is distributed to each county and municipality where tax-exempt utility property is located (sec. 79.04, Wis. Stats.)
- Utility companies report utility property information to DOR annually
- DOR uses the provided information to accurately calculate utility aid (*shown below*)

Utility Aid Calculation	
1. Net book value, <i>as of December 31, 2024 (including expected additions/retirements)</i>	\$0.00
2. Total net book value payment	\$0.00
3. Minimum payment	\$0.00
4. Megawatt capacity	0.0
5. Megawatt capacity payment	\$0.00
6. Closed/decommissioned production plant (phased down) payment	\$0.00
7. Subtotal (<i>sum of Lines 2, 3, 5 and 6</i>)	\$0.00
8. Population cap	\$136,850.00
9. Adjusted subtotal (<i>lesser of Line 7 or Line 8</i>)	\$0.00
10. Adjacent site incentive payment	\$0.00
11. Baseload incentive payment	\$0.00
12. Co-generation incentive payment	\$0.00
13. Alternative energy incentive payment	\$0.00
14. Total incentive payments (<i>sum of Lines 10 through 13</i>)	\$0.00
15. Spent nuclear fuel payment	\$0.00
16. Total Utility Aid – this is the utility aid payment listed on the front of the estimate (<i>sum of Lines 9, 14 and 15</i>)	\$0.00

Supplemental County and Municipal Aid

- Under state law, supplemental county and municipal aid paid to each county and municipality is determined by 2023 Wisconsin Act 12 (sec. 79.037, Wis. Stats.)
- For detailed information, review [county and municipal aid spreadsheet](#)

Supplemental County and Municipal Aid Calculation	
1. Prior year supplemental county and municipal aid	\$35,311.86
2. Increase due to sales tax revenue including adjustments (<i>district changes</i>)	\$812.17
3. Total Supplemental County and Municipal Aid (<i>sum of Lines 1 and 2</i>)	\$36,124.03

Expenditure Restraint Incentive Program

- Only municipalities are eligible to receive Expenditure Restraint Incentive Program (ERIP) payments
- Under state law, in 2025, each municipality will receive a payment that is equal to the amount of the payment received by the municipality in 2024 (sec. 79.05(4), Wis. Stats., from 2023 WI Act 12 – notwithstanding subs. (2) and (3))

Contact Information

If you have questions, contact us at lgs@wisconsin.gov, (608) 266-8618 or (608) 261-5167.



State of Wisconsin • DEPARTMENT OF REVENUE

DIVISION OF STATE AND LOCAL FINANCE • BUREAU OF LOCAL GOVERNMENT SERVICES • 2135 RIMROCK RD MADISON, WI 53713

Mailing Address:
PO Box 8971 #6-97
Madison WI 53708-8971
Fax: (608) 264-6887
lgs@wisconsin.gov

September 13, 2024

ANDREW TUTTLE
TOWN OF DRUMMOND
PO BOX 56
DRUMMOND WI 54832

Notice of Shared Revenue – 2025 Original Estimate

Notice Information

The Wisconsin Department of Revenue (DOR) is providing the **estimated** shared revenue amounts your local government will receive in 2025 under current state law for county and municipal aid, supplemental county and municipal aid, utility aid and the expenditure restraint incentive program. This does not include adjustments, shown on the July and November payment notices.

District	TOWN OF DRUMMOND	County	BAYFIELD	Co-muni code	04-018
-----------------	------------------	---------------	----------	---------------------	--------

Estimate Information

For an explanation of each aid payment listed below, review the additional information in this notice.

2025 Original Estimate	
1. County and municipal aid	\$12,112.15
2. Utility aid	\$53.87
3. Supplemental county and municipal aid	\$40,026.27
4. Expenditure restraint incentive program	\$0.00
5. Total Estimated 2025 Payments (sum of Lines 1-4)	\$52,192.29

Payment Information

Your local government will receive two distributions in 2025 :

- July 28, 2025: 15% of Line 1, 2, and 3 and 100% of Line 4 (*shown above*)
- November 17, 2025: balance of your 2025 aid payments

County and Municipal Aid

Under state law, the county and municipal aid paid to each county and municipality must be equal to the amount determined in 2012 (sec. 79.036, Wis. Stats.) and adjusted for fallen protective services insurance reimbursement (sec. 79.036(4), Wis. Stats.).

County and Municipal Aid Calculation	
1. Prior year county and municipal aid	\$11,840.69
2. Increase due to sales tax revenue, including adjustments (<i>district changes</i>)	\$272.34
3. Fallen protective services insurance adjustment	-\$0.88
4. Fallen protective services insurance reimbursement (<i>reported to DOR</i>)	\$0.00
5. Total County and Municipal Aid (sum of Lines 1-4)	\$12,112.15

Utility Aid

- Under state law, utility aid is distributed to each county and municipality where tax-exempt utility property is located (sec. 79.04, Wis. Stats.)
- Utility companies report utility property information to DOR annually
- DOR uses the provided information to accurately calculate utility aid (*shown below*)

Utility Aid Calculation	
1. Net book value, <i>as of December 31, 2024 (including expected additions/retirements)</i>	\$17,956.00
2. Total net book value payment	\$53.87
3. Minimum payment	\$0.00
4. Megawatt capacity	0.0
5. Megawatt capacity payment	\$0.00
6. Closed/decommissioned production plant (phased down) payment	\$0.00
7. Subtotal (<i>sum of Lines 2, 3, 5 and 6</i>)	\$53.87
8. Population cap	\$229,075.00
9. Adjusted subtotal (<i>lesser of Line 7 or Line 8</i>)	\$53.87
10. Adjacent site incentive payment	\$0.00
11. Baseload incentive payment	\$0.00
12. Co-generation incentive payment	\$0.00
13. Alternative energy incentive payment	\$0.00
14. Total incentive payments (<i>sum of Lines 10 through 13</i>)	\$0.00
15. Spent nuclear fuel payment	\$0.00
16. Total Utility Aid – this is the utility aid payment listed on the front of the estimate (<i>sum of Lines 9, 14 and 15</i>)	\$53.87

Supplemental County and Municipal Aid

- Under state law, supplemental county and municipal aid paid to each county and municipality is determined by 2023 Wisconsin Act 12 (sec. 79.037, Wis. Stats.)
- For detailed information, review [county and municipal aid spreadsheet](#)

Supplemental County and Municipal Aid Calculation	
1. Prior year supplemental county and municipal aid	\$39,126.36
2. Increase due to sales tax revenue including adjustments (<i>district changes</i>)	\$899.91
3. Total Supplemental County and Municipal Aid (<i>sum of Lines 1 and 2</i>)	\$40,026.27

Expenditure Restraint Incentive Program

- Only municipalities are eligible to receive Expenditure Restraint Incentive Program (ERIP) payments
- Under state law, in 2025, each municipality will receive a payment that is equal to the amount of the payment received by the municipality in 2024 (sec. 79.05(4), Wis. Stats., from 2023 WI Act 12 – notwithstanding subs. (2) and (3))

Contact Information

If you have questions, contact us at lgs@wisconsin.gov, (608) 266-8618 or (608) 261-5167.



State of Wisconsin • DEPARTMENT OF REVENUE

DIVISION OF STATE AND LOCAL FINANCE • BUREAU OF LOCAL GOVERNMENT SERVICES • 2135 RIMROCK RD MADISON, WI 53713

Mailing Address:
PO Box 8971 #6-97
Madison WI 53708-8971
Fax: (608) 264-6887
lgs@wisconsin.gov

September 13, 2024

SHANNON SCHNEEBERGER
TOWN OF EILEEN
29130 STATE HWY 137
ASHLAND WI 54806

Notice of Shared Revenue – 2025 Original Estimate

Notice Information

The Wisconsin Department of Revenue (DOR) is providing the **estimated** shared revenue amounts your local government will receive in 2025 under current state law for county and municipal aid, supplemental county and municipal aid, utility aid and the expenditure restraint incentive program. This does not include adjustments, shown on the July and November payment notices.

District	TOWN OF EILEEN	County	BAYFIELD	Co-muni code	04-020
-----------------	----------------	---------------	----------	---------------------	--------

Estimate Information

For an explanation of each aid payment listed below, review the additional information in this notice.

2025 Original Estimate	
1. County and municipal aid	\$48,739.91
2. Utility aid	\$0.00
3. Supplemental county and municipal aid	\$43,051.02
4. Expenditure restraint incentive program	\$0.00
5. Total Estimated 2025 Payments (sum of Lines 1-4)	\$91,790.93

Payment Information

Your local government will receive two distributions in 2025 :

- July 28, 2025: 15% of Line 1, 2, and 3 and 100% of Line 4 (*shown above*)
- November 17, 2025: balance of your 2025 aid payments

County and Municipal Aid

Under state law, the county and municipal aid paid to each county and municipality must be equal to the amount determined in 2012 (sec. 79.036, Wis. Stats.) and adjusted for fallen protective services insurance reimbursement (sec. 79.036(4), Wis. Stats.).

County and Municipal Aid Calculation	
1. Prior year county and municipal aid	\$47,647.54
2. Increase due to sales tax revenue, including adjustments (<i>district changes</i>)	\$1,095.89
3. Fallen protective services insurance adjustment	-\$3.52
4. Fallen protective services insurance reimbursement (<i>reported to DOR</i>)	\$0.00
5. Total County and Municipal Aid (sum of Lines 1-4)	\$48,739.91

Utility Aid

- Under state law, utility aid is distributed to each county and municipality where tax-exempt utility property is located (sec. 79.04, Wis. Stats.)
- Utility companies report utility property information to DOR annually
- DOR uses the provided information to accurately calculate utility aid (*shown below*)

Utility Aid Calculation	
1. Net book value, <i>as of December 31, 2024 (including expected additions/retirements)</i>	\$0.00
2. Total net book value payment	\$0.00
3. Minimum payment	\$0.00
4. Megawatt capacity	0.0
5. Megawatt capacity payment	\$0.00
6. Closed/decommissioned production plant (phased down) payment	\$0.00
7. Subtotal (<i>sum of Lines 2, 3, 5 and 6</i>)	\$0.00
8. Population cap	\$303,025.00
9. Adjusted subtotal (<i>lesser of Line 7 or Line 8</i>)	\$0.00
10. Adjacent site incentive payment	\$0.00
11. Baseload incentive payment	\$0.00
12. Co-generation incentive payment	\$0.00
13. Alternative energy incentive payment	\$0.00
14. Total incentive payments (<i>sum of Lines 10 through 13</i>)	\$0.00
15. Spent nuclear fuel payment	\$0.00
16. Total Utility Aid – this is the utility aid payment listed on the front of the estimate (<i>sum of Lines 9, 14 and 15</i>)	\$0.00

Supplemental County and Municipal Aid

- Under state law, supplemental county and municipal aid paid to each county and municipality is determined by 2023 Wisconsin Act 12 (sec. 79.037, Wis. Stats.)
- For detailed information, review [county and municipal aid spreadsheet](#)

Supplemental County and Municipal Aid Calculation	
1. Prior year supplemental county and municipal aid	\$42,083.11
2. Increase due to sales tax revenue including adjustments (<i>district changes</i>)	\$967.91
3. Total Supplemental County and Municipal Aid (<i>sum of Lines 1 and 2</i>)	\$43,051.02

Expenditure Restraint Incentive Program

- Only municipalities are eligible to receive Expenditure Restraint Incentive Program (ERIP) payments
- Under state law, in 2025, each municipality will receive a payment that is equal to the amount of the payment received by the municipality in 2024 (sec. 79.05(4), Wis. Stats., from 2023 WI Act 12 – notwithstanding subs. (2) and (3))

Contact Information

If you have questions, contact us at lgs@wisconsin.gov, (608) 266-8618 or (608) 261-5167.



State of Wisconsin • DEPARTMENT OF REVENUE

DIVISION OF STATE AND LOCAL FINANCE • BUREAU OF LOCAL GOVERNMENT SERVICES • 2135 RIMROCK RD MADISON, WI 53713

Mailing Address:
PO Box 8971 #6-97
Madison WI 53708-8971
Fax: (608) 264-6887
lgs@wisconsin.gov

September 13, 2024

ALEXYS KONTNY
TOWN OF GRAND VIEW
PO BOX 126
GRAND VIEW WI 54839-0126

Notice of Shared Revenue – 2025 Original Estimate

Notice Information

The Wisconsin Department of Revenue (DOR) is providing the **estimated** shared revenue amounts your local government will receive in 2025 under current state law for county and municipal aid, supplemental county and municipal aid, utility aid and the expenditure restraint incentive program. This does not include adjustments, shown on the July and November payment notices.

District	TOWN OF GRAND VIEW	County	BAYFIELD	Co-muni code	04-021
-----------------	--------------------	---------------	----------	---------------------	--------

Estimate Information

For an explanation of each aid payment listed below, review the additional information in this notice.

2025 Original Estimate	
1. County and municipal aid	\$12,131.91
2. Utility aid	\$180.63
3. Supplemental county and municipal aid	\$39,407.48
4. Expenditure restraint incentive program	\$0.00
5. Total Estimated 2025 Payments (sum of Lines 1-4)	\$51,720.02

Payment Information

Your local government will receive two distributions in 2025 :

- July 28, 2025: 15% of Line 1, 2, and 3 and 100% of Line 4 (*shown above*)
- November 17, 2025: balance of your 2025 aid payments

County and Municipal Aid

Under state law, the county and municipal aid paid to each county and municipality must be equal to the amount determined in 2012 (sec. 79.036, Wis. Stats.) and adjusted for fallen protective services insurance reimbursement (sec. 79.036(4), Wis. Stats.).

County and Municipal Aid Calculation	
1. Prior year county and municipal aid	\$11,860.01
2. Increase due to sales tax revenue, including adjustments (<i>district changes</i>)	\$272.78
3. Fallen protective services insurance adjustment	-\$0.88
4. Fallen protective services insurance reimbursement (<i>reported to DOR</i>)	\$0.00
5. Total County and Municipal Aid (sum of Lines 1-4)	\$12,131.91

Utility Aid

- Under state law, utility aid is distributed to each county and municipality where tax-exempt utility property is located (sec. 79.04, Wis. Stats.)
- Utility companies report utility property information to DOR annually
- DOR uses the provided information to accurately calculate utility aid (*shown below*)

Utility Aid Calculation	
1. Net book value, <i>as of December 31, 2024 (including expected additions/retirements)</i>	\$60,209.00
2. Total net book value payment	\$180.63
3. Minimum payment	\$0.00
4. Megawatt capacity	0.0
5. Megawatt capacity payment	\$0.00
6. Closed/decommissioned production plant (phased down) payment	\$0.00
7. Subtotal (<i>sum of Lines 2, 3, 5 and 6</i>)	\$180.63
8. Population cap	\$216,325.00
9. Adjusted subtotal (<i>lesser of Line 7 or Line 8</i>)	\$180.63
10. Adjacent site incentive payment	\$0.00
11. Baseload incentive payment	\$0.00
12. Co-generation incentive payment	\$0.00
13. Alternative energy incentive payment	\$0.00
14. Total incentive payments (<i>sum of Lines 10 through 13</i>)	\$0.00
15. Spent nuclear fuel payment	\$0.00
16. Total Utility Aid – this is the utility aid payment listed on the front of the estimate <i>(sum of Lines 9, 14 and 15)</i>	\$180.63

Supplemental County and Municipal Aid

- Under state law, supplemental county and municipal aid paid to each county and municipality is determined by 2023 Wisconsin Act 12 (sec. 79.037, Wis. Stats.)
- For detailed information, review [county and municipal aid spreadsheet](#)

Supplemental County and Municipal Aid Calculation	
1. Prior year supplemental county and municipal aid	\$38,521.49
2. Increase due to sales tax revenue including adjustments (<i>district changes</i>)	\$885.99
3. Total Supplemental County and Municipal Aid (<i>sum of Lines 1 and 2</i>)	\$39,407.48

Expenditure Restraint Incentive Program

- Only municipalities are eligible to receive Expenditure Restraint Incentive Program (ERIP) payments
- Under state law, in 2025, each municipality will receive a payment that is equal to the amount of the payment received by the municipality in 2024 (sec. 79.05(4), Wis. Stats., from 2023 WI Act 12 – notwithstanding subs. (2) and (3))

Contact Information

If you have questions, contact us at lgs@wisconsin.gov, (608) 266-8618 or (608) 261-5167.



State of Wisconsin • DEPARTMENT OF REVENUE

DIVISION OF STATE AND LOCAL FINANCE • BUREAU OF LOCAL GOVERNMENT SERVICES • 2135 RIMROCK RD MADISON, WI 53713

Mailing Address:
PO Box 8971 #6-97
Madison WI 53708-8971
Fax: (608) 264-6887
lgs@wisconsin.gov

September 13, 2024

LORI BERG
TOWN OF HUGHES
PO BOX 805
IRON RIVER WI 54847-0805

Notice of Shared Revenue – 2025 Original Estimate

Notice Information

The Wisconsin Department of Revenue (DOR) is providing the **estimated** shared revenue amounts your local government will receive in 2025 under current state law for county and municipal aid, supplemental county and municipal aid, utility aid and the expenditure restraint incentive program. This does not include adjustments, shown on the July and November payment notices.

District	TOWN OF HUGHES	County	BAYFIELD	Co-muni code	04-022
-----------------	----------------	---------------	----------	---------------------	--------

Estimate Information

For an explanation of each aid payment listed below, review the additional information in this notice.

2025 Original Estimate	
1. County and municipal aid	\$5,665.64
2. Utility aid	\$0.00
3. Supplemental county and municipal aid	\$38,805.86
4. Expenditure restraint incentive program	\$0.00
5. Total Estimated 2025 Payments (sum of Lines 1-4)	\$44,471.50

Payment Information

Your local government will receive two distributions in 2025 :

- July 28, 2025: 15% of Line 1, 2, and 3 and 100% of Line 4 (*shown above*)
- November 17, 2025: balance of your 2025 aid payments

County and Municipal Aid

Under state law, the county and municipal aid paid to each county and municipality must be equal to the amount determined in 2012 (sec. 79.036, Wis. Stats.) and adjusted for fallen protective services insurance reimbursement (sec. 79.036(4), Wis. Stats.).

County and Municipal Aid Calculation	
1. Prior year county and municipal aid	\$5,538.66
2. Increase due to sales tax revenue, including adjustments (<i>district changes</i>)	\$127.39
3. Fallen protective services insurance adjustment	-\$0.41
4. Fallen protective services insurance reimbursement (<i>reported to DOR</i>)	\$0.00
5. Total County and Municipal Aid (sum of Lines 1-4)	\$5,665.64

Utility Aid

- Under state law, utility aid is distributed to each county and municipality where tax-exempt utility property is located (sec. 79.04, Wis. Stats.)
- Utility companies report utility property information to DOR annually
- DOR uses the provided information to accurately calculate utility aid (*shown below*)

Utility Aid Calculation	
1. Net book value, <i>as of December 31, 2024 (including expected additions/retirements)</i>	\$0.00
2. Total net book value payment	\$0.00
3. Minimum payment	\$0.00
4. Megawatt capacity	0.0
5. Megawatt capacity payment	\$0.00
6. Closed/decommissioned production plant (phased down) payment	\$0.00
7. Subtotal (<i>sum of Lines 2, 3, 5 and 6</i>)	\$0.00
8. Population cap	\$201,875.00
9. Adjusted subtotal (<i>lesser of Line 7 or Line 8</i>)	\$0.00
10. Adjacent site incentive payment	\$0.00
11. Baseload incentive payment	\$0.00
12. Co-generation incentive payment	\$0.00
13. Alternative energy incentive payment	\$0.00
14. Total incentive payments (<i>sum of Lines 10 through 13</i>)	\$0.00
15. Spent nuclear fuel payment	\$0.00
16. Total Utility Aid – this is the utility aid payment listed on the front of the estimate (<i>sum of Lines 9, 14 and 15</i>)	\$0.00

Supplemental County and Municipal Aid

- Under state law, supplemental county and municipal aid paid to each county and municipality is determined by 2023 Wisconsin Act 12 (sec. 79.037, Wis. Stats.)
- For detailed information, review [county and municipal aid spreadsheet](#)

Supplemental County and Municipal Aid Calculation	
1. Prior year supplemental county and municipal aid	\$37,933.39
2. Increase due to sales tax revenue including adjustments (<i>district changes</i>)	\$872.47
3. Total Supplemental County and Municipal Aid (<i>sum of Lines 1 and 2</i>)	\$38,805.86

Expenditure Restraint Incentive Program

- Only municipalities are eligible to receive Expenditure Restraint Incentive Program (ERIP) payments
- Under state law, in 2025, each municipality will receive a payment that is equal to the amount of the payment received by the municipality in 2024 (sec. 79.05(4), Wis. Stats., from 2023 WI Act 12 – notwithstanding subs. (2) and (3))

Contact Information

If you have questions, contact us at lgs@wisconsin.gov, (608) 266-8618 or (608) 261-5167.



State of Wisconsin • DEPARTMENT OF REVENUE

DIVISION OF STATE AND LOCAL FINANCE • BUREAU OF LOCAL GOVERNMENT SERVICES • 2135 RIMROCK RD MADISON, WI 53713

Mailing Address:
PO Box 8971 #6-97
Madison WI 53708-8971
Fax: (608) 264-6887
lgs@wisconsin.gov

September 13, 2024

HELEN HYDE
TOWN OF IRON RIVER
PO BOX 485, 8275 EAST MILL ST
IRON RIVER WI 54847-0485

Notice of Shared Revenue – 2025 Original Estimate

Notice Information

The Wisconsin Department of Revenue (DOR) is providing the **estimated** shared revenue amounts your local government will receive in 2025 under current state law for county and municipal aid, supplemental county and municipal aid, utility aid and the expenditure restraint incentive program. This does not include adjustments, shown on the July and November payment notices.

District	TOWN OF IRON RIVER	County	BAYFIELD	Co-muni code	04-024
-----------------	--------------------	---------------	----------	---------------------	--------

Estimate Information

For an explanation of each aid payment listed below, review the additional information in this notice.

2025 Original Estimate	
1. County and municipal aid	\$11,870.76
2. Utility aid	\$13,343.61
3. Supplemental county and municipal aid	\$51,915.21
4. Expenditure restraint incentive program	\$0.00
5. Total Estimated 2025 Payments (sum of Lines 1-4)	\$77,129.58

Payment Information

Your local government will receive two distributions in 2025 :

- July 28, 2025: 15% of Line 1, 2, and 3 and 100% of Line 4 (*shown above*)
- November 17, 2025: balance of your 2025 aid payments

County and Municipal Aid

Under state law, the county and municipal aid paid to each county and municipality must be equal to the amount determined in 2012 (sec. 79.036, Wis. Stats.) and adjusted for fallen protective services insurance reimbursement (sec. 79.036(4), Wis. Stats.).

County and Municipal Aid Calculation	
1. Prior year county and municipal aid	\$11,604.71
2. Increase due to sales tax revenue, including adjustments (<i>district changes</i>)	\$266.91
3. Fallen protective services insurance adjustment	-\$0.86
4. Fallen protective services insurance reimbursement (<i>reported to DOR</i>)	\$0.00
5. Total County and Municipal Aid (sum of Lines 1-4)	\$11,870.76

Utility Aid

- Under state law, utility aid is distributed to each county and municipality where tax-exempt utility property is located (sec. 79.04, Wis. Stats.)
- Utility companies report utility property information to DOR annually
- DOR uses the provided information to accurately calculate utility aid (*shown below*)

Utility Aid Calculation	
1. Net book value, <i>as of December 31, 2024 (including expected additions/retirements)</i>	\$4,447,871.00
2. Total net book value payment	\$13,343.61
3. Minimum payment	\$0.00
4. Megawatt capacity	0.0
5. Megawatt capacity payment	\$0.00
6. Closed/decommissioned production plant (phased down) payment	\$0.00
7. Subtotal (<i>sum of Lines 2, 3, 5 and 6</i>)	\$13,343.61
8. Population cap	\$524,450.00
9. Adjusted subtotal (<i>lesser of Line 7 or Line 8</i>)	\$13,343.61
10. Adjacent site incentive payment	\$0.00
11. Baseload incentive payment	\$0.00
12. Co-generation incentive payment	\$0.00
13. Alternative energy incentive payment	\$0.00
14. Total incentive payments (<i>sum of Lines 10 through 13</i>)	\$0.00
15. Spent nuclear fuel payment	\$0.00
16. Total Utility Aid – this is the utility aid payment listed on the front of the estimate (<i>sum of Lines 9, 14 and 15</i>)	\$13,343.61

Supplemental County and Municipal Aid

- Under state law, supplemental county and municipal aid paid to each county and municipality is determined by 2023 Wisconsin Act 12 (sec. 79.037, Wis. Stats.)
- For detailed information, review [county and municipal aid spreadsheet](#)

Supplemental County and Municipal Aid Calculation	
1. Prior year supplemental county and municipal aid	\$50,748.01
2. Increase due to sales tax revenue including adjustments (<i>district changes</i>)	\$1,167.20
3. Total Supplemental County and Municipal Aid (<i>sum of Lines 1 and 2</i>)	\$51,915.21

Expenditure Restraint Incentive Program

- Only municipalities are eligible to receive Expenditure Restraint Incentive Program (ERIP) payments
- Under state law, in 2025, each municipality will receive a payment that is equal to the amount of the payment received by the municipality in 2024 (sec. 79.05(4), Wis. Stats., from 2023 WI Act 12 – notwithstanding subs. (2) and (3))

Contact Information

If you have questions, contact us at lgs@wisconsin.gov, (608) 266-8618 or (608) 261-5167.



State of Wisconsin • DEPARTMENT OF REVENUE

DIVISION OF STATE AND LOCAL FINANCE • BUREAU OF LOCAL GOVERNMENT SERVICES • 2135 RIMROCK RD MADISON, WI 53713

Mailing Address:
PO Box 8971 #6-97
Madison WI 53708-8971
Fax: (608) 264-6887
lgs@wisconsin.gov

September 13, 2024

JACQUELINE ROGUSKI
TOWN OF KELLY
63705 VRANES RD
ASHLAND WI 54806

Notice of Shared Revenue – 2025 Original Estimate

Notice Information

The Wisconsin Department of Revenue (DOR) is providing the **estimated** shared revenue amounts your local government will receive in 2025 under current state law for county and municipal aid, supplemental county and municipal aid, utility aid and the expenditure restraint incentive program. This does not include adjustments, shown on the July and November payment notices.

District	TOWN OF KELLY	County	BAYFIELD	Co-muni code	04-026
-----------------	---------------	---------------	----------	---------------------	--------

Estimate Information

For an explanation of each aid payment listed below, review the additional information in this notice.

2025 Original Estimate	
1. County and municipal aid	\$30,986.32
2. Utility aid	\$0.00
3. Supplemental county and municipal aid	\$38,169.83
4. Expenditure restraint incentive program	\$0.00
5. Total Estimated 2025 Payments (sum of Lines 1-4)	\$69,156.15

Payment Information

Your local government will receive two distributions in 2025 :

- July 28, 2025: 15% of Line 1, 2, and 3 and 100% of Line 4 (*shown above*)
- November 17, 2025: balance of your 2025 aid payments

County and Municipal Aid

Under state law, the county and municipal aid paid to each county and municipality must be equal to the amount determined in 2012 (sec. 79.036, Wis. Stats.) and adjusted for fallen protective services insurance reimbursement (sec. 79.036(4), Wis. Stats.).

County and Municipal Aid Calculation	
1. Prior year county and municipal aid	\$30,291.85
2. Increase due to sales tax revenue, including adjustments (<i>district changes</i>)	\$696.71
3. Fallen protective services insurance adjustment	-\$2.24
4. Fallen protective services insurance reimbursement (<i>reported to DOR</i>)	\$0.00
5. Total County and Municipal Aid (sum of Lines 1-4)	\$30,986.32

Utility Aid

- Under state law, utility aid is distributed to each county and municipality where tax-exempt utility property is located (sec. 79.04, Wis. Stats.)
- Utility companies report utility property information to DOR annually
- DOR uses the provided information to accurately calculate utility aid (*shown below*)

Utility Aid Calculation	
1. Net book value, <i>as of December 31, 2024 (including expected additions/retirements)</i>	\$0.00
2. Total net book value payment	\$0.00
3. Minimum payment	\$0.00
4. Megawatt capacity	0.0
5. Megawatt capacity payment	\$0.00
6. Closed/decommissioned production plant (phased down) payment	\$0.00
7. Subtotal (<i>sum of Lines 2, 3, 5 and 6</i>)	\$0.00
8. Population cap	\$184,875.00
9. Adjusted subtotal (<i>lesser of Line 7 or Line 8</i>)	\$0.00
10. Adjacent site incentive payment	\$0.00
11. Baseload incentive payment	\$0.00
12. Co-generation incentive payment	\$0.00
13. Alternative energy incentive payment	\$0.00
14. Total incentive payments (<i>sum of Lines 10 through 13</i>)	\$0.00
15. Spent nuclear fuel payment	\$0.00
16. Total Utility Aid – this is the utility aid payment listed on the front of the estimate (<i>sum of Lines 9, 14 and 15</i>)	\$0.00

Supplemental County and Municipal Aid

- Under state law, supplemental county and municipal aid paid to each county and municipality is determined by 2023 Wisconsin Act 12 (sec. 79.037, Wis. Stats.)
- For detailed information, review [county and municipal aid spreadsheet](#)

Supplemental County and Municipal Aid Calculation	
1. Prior year supplemental county and municipal aid	\$37,311.66
2. Increase due to sales tax revenue including adjustments (<i>district changes</i>)	\$858.17
3. Total Supplemental County and Municipal Aid (<i>sum of Lines 1 and 2</i>)	\$38,169.83

Expenditure Restraint Incentive Program

- Only municipalities are eligible to receive Expenditure Restraint Incentive Program (ERIP) payments
- Under state law, in 2025, each municipality will receive a payment that is equal to the amount of the payment received by the municipality in 2024 (sec. 79.05(4), Wis. Stats., from 2023 WI Act 12 – notwithstanding subs. (2) and (3))

Contact Information

If you have questions, contact us at lgs@wisconsin.gov, (608) 266-8618 or (608) 261-5167.



State of Wisconsin • DEPARTMENT OF REVENUE

DIVISION OF STATE AND LOCAL FINANCE • BUREAU OF LOCAL GOVERNMENT SERVICES • 2135 RIMROCK RD MADISON, WI 53713

Mailing Address:
PO Box 8971 #6-97
Madison WI 53708-8971
Fax: (608) 264-6887
lgs@wisconsin.gov

September 13, 2024

ANGELIQUE BRILLA
TOWN OF KEYSTONE
66015 CO HIGHWAY F
ASHLAND WI 54806

Notice of Shared Revenue – 2025 Original Estimate

Notice Information

The Wisconsin Department of Revenue (DOR) is providing the **estimated** shared revenue amounts your local government will receive in 2025 under current state law for county and municipal aid, supplemental county and municipal aid, utility aid and the expenditure restraint incentive program. This does not include adjustments, shown on the July and November payment notices.

District	TOWN OF KEYSTONE	County	BAYFIELD	Co-muni code	04-028
-----------------	------------------	---------------	----------	---------------------	--------

Estimate Information

For an explanation of each aid payment listed below, review the additional information in this notice.

2025 Original Estimate	
1. County and municipal aid	\$45,844.03
2. Utility aid	\$0.00
3. Supplemental county and municipal aid	\$37,086.80
4. Expenditure restraint incentive program	\$0.00
5. Total Estimated 2025 Payments (sum of Lines 1-4)	\$82,930.83

Payment Information

Your local government will receive two distributions in 2025 :

- July 28, 2025: 15% of Line 1, 2, and 3 and 100% of Line 4 (*shown above*)
- November 17, 2025: balance of your 2025 aid payments

County and Municipal Aid

Under state law, the county and municipal aid paid to each county and municipality must be equal to the amount determined in 2012 (sec. 79.036, Wis. Stats.) and adjusted for fallen protective services insurance reimbursement (sec. 79.036(4), Wis. Stats.).

County and Municipal Aid Calculation	
1. Prior year county and municipal aid	\$44,816.56
2. Increase due to sales tax revenue, including adjustments (<i>district changes</i>)	\$1,030.78
3. Fallen protective services insurance adjustment	-\$3.31
4. Fallen protective services insurance reimbursement (<i>reported to DOR</i>)	\$0.00
5. Total County and Municipal Aid (sum of Lines 1-4)	\$45,844.03

Utility Aid

- Under state law, utility aid is distributed to each county and municipality where tax-exempt utility property is located (sec. 79.04, Wis. Stats.)
- Utility companies report utility property information to DOR annually
- DOR uses the provided information to accurately calculate utility aid (*shown below*)

Utility Aid Calculation	
1. Net book value, <i>as of December 31, 2024 (including expected additions/retirements)</i>	\$0.00
2. Total net book value payment	\$0.00
3. Minimum payment	\$0.00
4. Megawatt capacity	0.0
5. Megawatt capacity payment	\$0.00
6. Closed/decommissioned production plant (phased down) payment	\$0.00
7. Subtotal (<i>sum of Lines 2, 3, 5 and 6</i>)	\$0.00
8. Population cap	\$155,550.00
9. Adjusted subtotal (<i>lesser of Line 7 or Line 8</i>)	\$0.00
10. Adjacent site incentive payment	\$0.00
11. Baseload incentive payment	\$0.00
12. Co-generation incentive payment	\$0.00
13. Alternative energy incentive payment	\$0.00
14. Total incentive payments (<i>sum of Lines 10 through 13</i>)	\$0.00
15. Spent nuclear fuel payment	\$0.00
16. Total Utility Aid – this is the utility aid payment listed on the front of the estimate (<i>sum of Lines 9, 14 and 15</i>)	\$0.00

Supplemental County and Municipal Aid

- Under state law, supplemental county and municipal aid paid to each county and municipality is determined by 2023 Wisconsin Act 12 (sec. 79.037, Wis. Stats.)
- For detailed information, review [county and municipal aid spreadsheet](#)

Supplemental County and Municipal Aid Calculation	
1. Prior year supplemental county and municipal aid	\$36,252.98
2. Increase due to sales tax revenue including adjustments (<i>district changes</i>)	\$833.82
3. Total Supplemental County and Municipal Aid (<i>sum of Lines 1 and 2</i>)	\$37,086.80

Expenditure Restraint Incentive Program

- Only municipalities are eligible to receive Expenditure Restraint Incentive Program (ERIP) payments
- Under state law, in 2025, each municipality will receive a payment that is equal to the amount of the payment received by the municipality in 2024 (sec. 79.05(4), Wis. Stats., from 2023 WI Act 12 – notwithstanding subs. (2) and (3))

Contact Information

If you have questions, contact us at lgs@wisconsin.gov, (608) 266-8618 or (608) 261-5167.



State of Wisconsin • DEPARTMENT OF REVENUE

DIVISION OF STATE AND LOCAL FINANCE • BUREAU OF LOCAL GOVERNMENT SERVICES • 2135 RIMROCK RD MADISON, WI 53713

Mailing Address:
PO Box 8971 #6-97
Madison WI 53708-8971
Fax: (608) 264-6887
lgs@wisconsin.gov

September 13, 2024

SUSIE NOONAN
TOWN OF LINCOLN
54060 FOUR CORNERS STORE RD
MASON WI 54856

Notice of Shared Revenue – 2025 Original Estimate

Notice Information

The Wisconsin Department of Revenue (DOR) is providing the **estimated** shared revenue amounts your local government will receive in 2025 under current state law for county and municipal aid, supplemental county and municipal aid, utility aid and the expenditure restraint incentive program. This does not include adjustments, shown on the July and November payment notices.

District	TOWN OF LINCOLN	County	BAYFIELD	Co-muni code	04-030
-----------------	-----------------	---------------	----------	---------------------	--------

Estimate Information

For an explanation of each aid payment listed below, review the additional information in this notice.

2025 Original Estimate	
1. County and municipal aid	\$19,865.83
2. Utility aid	\$0.00
3. Supplemental county and municipal aid	\$34,989.25
4. Expenditure restraint incentive program	\$0.00
5. Total Estimated 2025 Payments (sum of Lines 1-4)	\$54,855.08

Payment Information

Your local government will receive two distributions in 2025 :

- July 28, 2025: 15% of Line 1, 2, and 3 and 100% of Line 4 (*shown above*)
- November 17, 2025: balance of your 2025 aid payments

County and Municipal Aid

Under state law, the county and municipal aid paid to each county and municipality must be equal to the amount determined in 2012 (sec. 79.036, Wis. Stats.) and adjusted for fallen protective services insurance reimbursement (sec. 79.036(4), Wis. Stats.).

County and Municipal Aid Calculation	
1. Prior year county and municipal aid	\$19,420.60
2. Increase due to sales tax revenue, including adjustments (<i>district changes</i>)	\$446.67
3. Fallen protective services insurance adjustment	-\$1.44
4. Fallen protective services insurance reimbursement (<i>reported to DOR</i>)	\$0.00
5. Total County and Municipal Aid (sum of Lines 1-4)	\$19,865.83

Utility Aid

- Under state law, utility aid is distributed to each county and municipality where tax-exempt utility property is located (sec. 79.04, Wis. Stats.)
- Utility companies report utility property information to DOR annually
- DOR uses the provided information to accurately calculate utility aid (*shown below*)

Utility Aid Calculation	
1. Net book value, <i>as of December 31, 2024 (including expected additions/retirements)</i>	\$0.00
2. Total net book value payment	\$0.00
3. Minimum payment	\$0.00
4. Megawatt capacity	0.0
5. Megawatt capacity payment	\$0.00
6. Closed/decommissioned production plant (phased down) payment	\$0.00
7. Subtotal (<i>sum of Lines 2, 3, 5 and 6</i>)	\$0.00
8. Population cap	\$104,975.00
9. Adjusted subtotal (<i>lesser of Line 7 or Line 8</i>)	\$0.00
10. Adjacent site incentive payment	\$0.00
11. Baseload incentive payment	\$0.00
12. Co-generation incentive payment	\$0.00
13. Alternative energy incentive payment	\$0.00
14. Total incentive payments (<i>sum of Lines 10 through 13</i>)	\$0.00
15. Spent nuclear fuel payment	\$0.00
16. Total Utility Aid – this is the utility aid payment listed on the front of the estimate (<i>sum of Lines 9, 14 and 15</i>)	\$0.00

Supplemental County and Municipal Aid

- Under state law, supplemental county and municipal aid paid to each county and municipality is determined by 2023 Wisconsin Act 12 (sec. 79.037, Wis. Stats.)
- For detailed information, review [county and municipal aid spreadsheet](#)

Supplemental County and Municipal Aid Calculation	
1. Prior year supplemental county and municipal aid	\$34,202.59
2. Increase due to sales tax revenue including adjustments (<i>district changes</i>)	\$786.66
3. Total Supplemental County and Municipal Aid (<i>sum of Lines 1 and 2</i>)	\$34,989.25

Expenditure Restraint Incentive Program

- Only municipalities are eligible to receive Expenditure Restraint Incentive Program (ERIP) payments
- Under state law, in 2025, each municipality will receive a payment that is equal to the amount of the payment received by the municipality in 2024 (sec. 79.05(4), Wis. Stats., from 2023 WI Act 12 – notwithstanding subs. (2) and (3))

Contact Information

If you have questions, contact us at lgs@wisconsin.gov, (608) 266-8618 or (608) 261-5167.



State of Wisconsin • DEPARTMENT OF REVENUE

DIVISION OF STATE AND LOCAL FINANCE • BUREAU OF LOCAL GOVERNMENT SERVICES • 2135 RIMROCK RD MADISON, WI 53713

Mailing Address:
PO Box 8971 #6-97
Madison WI 53708-8971
Fax: (608) 264-6887
lgs@wisconsin.gov

September 13, 2024

SUSAN HIATT
TOWN OF MASON
60020 HANSON RD
MASON WI 54856

Notice of Shared Revenue – 2025 Original Estimate

Notice Information

The Wisconsin Department of Revenue (DOR) is providing the **estimated** shared revenue amounts your local government will receive in 2025 under current state law for county and municipal aid, supplemental county and municipal aid, utility aid and the expenditure restraint incentive program. This does not include adjustments, shown on the July and November payment notices.

District	TOWN OF MASON	County	BAYFIELD	Co-muni code	04-032
-----------------	---------------	---------------	----------	---------------------	--------

Estimate Information

For an explanation of each aid payment listed below, review the additional information in this notice.

2025 Original Estimate	
1. County and municipal aid	\$29,659.98
2. Utility aid	\$0.00
3. Supplemental county and municipal aid	\$35,625.42
4. Expenditure restraint incentive program	\$2,950.80
5. Total Estimated 2025 Payments (sum of Lines 1-4)	\$68,236.20

Payment Information

Your local government will receive two distributions in 2025 :

- July 28, 2025: 15% of Line 1, 2, and 3 and 100% of Line 4 (*shown above*)
- November 17, 2025: balance of your 2025 aid payments

County and Municipal Aid

Under state law, the county and municipal aid paid to each county and municipality must be equal to the amount determined in 2012 (sec. 79.036, Wis. Stats.) and adjusted for fallen protective services insurance reimbursement (sec. 79.036(4), Wis. Stats.).

County and Municipal Aid Calculation	
1. Prior year county and municipal aid	\$28,995.23
2. Increase due to sales tax revenue, including adjustments (<i>district changes</i>)	\$666.89
3. Fallen protective services insurance adjustment	-\$2.14
4. Fallen protective services insurance reimbursement (<i>reported to DOR</i>)	\$0.00
5. Total County and Municipal Aid (sum of Lines 1-4)	\$29,659.98

Utility Aid

- Under state law, utility aid is distributed to each county and municipality where tax-exempt utility property is located (sec. 79.04, Wis. Stats.)
- Utility companies report utility property information to DOR annually
- DOR uses the provided information to accurately calculate utility aid (*shown below*)

Utility Aid Calculation	
1. Net book value, <i>as of December 31, 2024 (including expected additions/retirements)</i>	\$0.00
2. Total net book value payment	\$0.00
3. Minimum payment	\$0.00
4. Megawatt capacity	0.0
5. Megawatt capacity payment	\$0.00
6. Closed/decommissioned production plant (phased down) payment	\$0.00
7. Subtotal (<i>sum of Lines 2, 3, 5 and 6</i>)	\$0.00
8. Population cap	\$123,250.00
9. Adjusted subtotal (<i>lesser of Line 7 or Line 8</i>)	\$0.00
10. Adjacent site incentive payment	\$0.00
11. Baseload incentive payment	\$0.00
12. Co-generation incentive payment	\$0.00
13. Alternative energy incentive payment	\$0.00
14. Total incentive payments (<i>sum of Lines 10 through 13</i>)	\$0.00
15. Spent nuclear fuel payment	\$0.00
16. Total Utility Aid – this is the utility aid payment listed on the front of the estimate (<i>sum of Lines 9, 14 and 15</i>)	\$0.00

Supplemental County and Municipal Aid

- Under state law, supplemental county and municipal aid paid to each county and municipality is determined by 2023 Wisconsin Act 12 (sec. 79.037, Wis. Stats.)
- For detailed information, review [county and municipal aid spreadsheet](#)

Supplemental County and Municipal Aid Calculation	
1. Prior year supplemental county and municipal aid	\$34,824.46
2. Increase due to sales tax revenue including adjustments (<i>district changes</i>)	\$800.96
3. Total Supplemental County and Municipal Aid (<i>sum of Lines 1 and 2</i>)	\$35,625.42

Expenditure Restraint Incentive Program

- Only municipalities are eligible to receive Expenditure Restraint Incentive Program (ERIP) payments
- Under state law, in 2025, each municipality will receive a payment that is equal to the amount of the payment received by the municipality in 2024 (sec. 79.05(4), Wis. Stats., from 2023 WI Act 12 – notwithstanding subs. (2) and (3))

Contact Information

If you have questions, contact us at lgs@wisconsin.gov, (608) 266-8618 or (608) 261-5167.



State of Wisconsin • DEPARTMENT OF REVENUE

DIVISION OF STATE AND LOCAL FINANCE • BUREAU OF LOCAL GOVERNMENT SERVICES • 2135 RIMROCK RD MADISON, WI 53713

Mailing Address:
PO Box 8971 #6-97
Madison WI 53708-8971
Fax: (608) 264-6887
lgs@wisconsin.gov

September 13, 2024

LAURA BJORK
TOWN OF NAMA KAGON
23845 COUNTY HWY M
CABLE WI 54821-4000

Notice of Shared Revenue – 2025 Original Estimate

Notice Information

The Wisconsin Department of Revenue (DOR) is providing the **estimated** shared revenue amounts your local government will receive in 2025 under current state law for county and municipal aid, supplemental county and municipal aid, utility aid and the expenditure restraint incentive program. This does not include adjustments, shown on the July and November payment notices.

District	TOWN OF NAMA KAGON	County	BAYFIELD	Co-muni code	04-034
-----------------	--------------------	---------------	----------	---------------------	--------

Estimate Information

For an explanation of each aid payment listed below, review the additional information in this notice.

2025 Original Estimate	
1. County and municipal aid	\$7,850.89
2. Utility aid	\$0.00
3. Supplemental county and municipal aid	\$36,124.03
4. Expenditure restraint incentive program	\$0.00
5. Total Estimated 2025 Payments (sum of Lines 1-4)	\$43,974.92

Payment Information

Your local government will receive two distributions in 2025 :

- July 28, 2025: 15% of Line 1, 2, and 3 and 100% of Line 4 (*shown above*)
- November 17, 2025: balance of your 2025 aid payments

County and Municipal Aid

Under state law, the county and municipal aid paid to each county and municipality must be equal to the amount determined in 2012 (sec. 79.036, Wis. Stats.) and adjusted for fallen protective services insurance reimbursement (sec. 79.036(4), Wis. Stats.).

County and Municipal Aid Calculation	
1. Prior year county and municipal aid	\$7,674.94
2. Increase due to sales tax revenue, including adjustments (<i>district changes</i>)	\$176.52
3. Fallen protective services insurance adjustment	-\$0.57
4. Fallen protective services insurance reimbursement (<i>reported to DOR</i>)	\$0.00
5. Total County and Municipal Aid (sum of Lines 1-4)	\$7,850.89

Utility Aid

- Under state law, utility aid is distributed to each county and municipality where tax-exempt utility property is located (sec. 79.04, Wis. Stats.)
- Utility companies report utility property information to DOR annually
- DOR uses the provided information to accurately calculate utility aid (*shown below*)

Utility Aid Calculation	
1. Net book value, <i>as of December 31, 2024 (including expected additions/retirements)</i>	\$0.00
2. Total net book value payment	\$0.00
3. Minimum payment	\$0.00
4. Megawatt capacity	0.0
5. Megawatt capacity payment	\$0.00
6. Closed/decommissioned production plant (phased down) payment	\$0.00
7. Subtotal (<i>sum of Lines 2, 3, 5 and 6</i>)	\$0.00
8. Population cap	\$135,575.00
9. Adjusted subtotal (<i>lesser of Line 7 or Line 8</i>)	\$0.00
10. Adjacent site incentive payment	\$0.00
11. Baseload incentive payment	\$0.00
12. Co-generation incentive payment	\$0.00
13. Alternative energy incentive payment	\$0.00
14. Total incentive payments (<i>sum of Lines 10 through 13</i>)	\$0.00
15. Spent nuclear fuel payment	\$0.00
16. Total Utility Aid – this is the utility aid payment listed on the front of the estimate (<i>sum of Lines 9, 14 and 15</i>)	\$0.00

Supplemental County and Municipal Aid

- Under state law, supplemental county and municipal aid paid to each county and municipality is determined by 2023 Wisconsin Act 12 (sec. 79.037, Wis. Stats.)
- For detailed information, review [county and municipal aid spreadsheet](#)

Supplemental County and Municipal Aid Calculation	
1. Prior year supplemental county and municipal aid	\$35,311.86
2. Increase due to sales tax revenue including adjustments (<i>district changes</i>)	\$812.17
3. Total Supplemental County and Municipal Aid (<i>sum of Lines 1 and 2</i>)	\$36,124.03

Expenditure Restraint Incentive Program

- Only municipalities are eligible to receive Expenditure Restraint Incentive Program (ERIP) payments
- Under state law, in 2025, each municipality will receive a payment that is equal to the amount of the payment received by the municipality in 2024 (sec. 79.05(4), Wis. Stats., from 2023 WI Act 12 – notwithstanding subs. (2) and (3))

Contact Information

If you have questions, contact us at lgs@wisconsin.gov, (608) 266-8618 or (608) 261-5167.



State of Wisconsin • DEPARTMENT OF REVENUE

DIVISION OF STATE AND LOCAL FINANCE • BUREAU OF LOCAL GOVERNMENT SERVICES • 2135 RIMROCK RD MADISON, WI 53713

Mailing Address:
PO Box 8971 #6-97
Madison WI 53708-8971
Fax: (608) 264-6887
lgs@wisconsin.gov

September 13, 2024

CLYDE CLAUSON
TOWN OF ORIENTA
81475 EVERGREEN RD
PORT WING WI 54865

Notice of Shared Revenue – 2025 Original Estimate

Notice Information

The Wisconsin Department of Revenue (DOR) is providing the **estimated** shared revenue amounts your local government will receive in 2025 under current state law for county and municipal aid, supplemental county and municipal aid, utility aid and the expenditure restraint incentive program. This does not include adjustments, shown on the July and November payment notices.

District	TOWN OF ORIENTA	County	BAYFIELD	Co-muni code	04-036
-----------------	-----------------	---------------	----------	---------------------	--------

Estimate Information

For an explanation of each aid payment listed below, review the additional information in this notice.

2025 Original Estimate	
1. County and municipal aid	\$4,141.02
2. Utility aid	\$0.00
3. Supplemental county and municipal aid	\$33,510.46
4. Expenditure restraint incentive program	\$0.00
5. Total Estimated 2025 Payments (sum of Lines 1-4)	\$37,651.48

Payment Information

Your local government will receive two distributions in 2025 :

- July 28, 2025: 15% of Line 1, 2, and 3 and 100% of Line 4 (*shown above*)
- November 17, 2025: balance of your 2025 aid payments

County and Municipal Aid

Under state law, the county and municipal aid paid to each county and municipality must be equal to the amount determined in 2012 (sec. 79.036, Wis. Stats.) and adjusted for fallen protective services insurance reimbursement (sec. 79.036(4), Wis. Stats.).

County and Municipal Aid Calculation	
1. Prior year county and municipal aid	\$4,048.21
2. Increase due to sales tax revenue, including adjustments (<i>district changes</i>)	\$93.11
3. Fallen protective services insurance adjustment	-\$0.30
4. Fallen protective services insurance reimbursement (<i>reported to DOR</i>)	\$0.00
5. Total County and Municipal Aid (sum of Lines 1-4)	\$4,141.02

Utility Aid

- Under state law, utility aid is distributed to each county and municipality where tax-exempt utility property is located (sec. 79.04, Wis. Stats.)
- Utility companies report utility property information to DOR annually
- DOR uses the provided information to accurately calculate utility aid (*shown below*)

Utility Aid Calculation	
1. Net book value, <i>as of December 31, 2024 (including expected additions/retirements)</i>	\$0.00
2. Total net book value payment	\$0.00
3. Minimum payment	\$0.00
4. Megawatt capacity	0.0
5. Megawatt capacity payment	\$0.00
6. Closed/decommissioned production plant (phased down) payment	\$0.00
7. Subtotal (<i>sum of Lines 2, 3, 5 and 6</i>)	\$0.00
8. Population cap	\$69,700.00
9. Adjusted subtotal (<i>lesser of Line 7 or Line 8</i>)	\$0.00
10. Adjacent site incentive payment	\$0.00
11. Baseload incentive payment	\$0.00
12. Co-generation incentive payment	\$0.00
13. Alternative energy incentive payment	\$0.00
14. Total incentive payments (<i>sum of Lines 10 through 13</i>)	\$0.00
15. Spent nuclear fuel payment	\$0.00
16. Total Utility Aid – this is the utility aid payment listed on the front of the estimate (<i>sum of Lines 9, 14 and 15</i>)	\$0.00

Supplemental County and Municipal Aid

- Under state law, supplemental county and municipal aid paid to each county and municipality is determined by 2023 Wisconsin Act 12 (sec. 79.037, Wis. Stats.)
- For detailed information, review [county and municipal aid spreadsheet](#)

Supplemental County and Municipal Aid Calculation	
1. Prior year supplemental county and municipal aid	\$32,757.05
2. Increase due to sales tax revenue including adjustments (<i>district changes</i>)	\$753.41
3. Total Supplemental County and Municipal Aid (<i>sum of Lines 1 and 2</i>)	\$33,510.46

Expenditure Restraint Incentive Program

- Only municipalities are eligible to receive Expenditure Restraint Incentive Program (ERIP) payments
- Under state law, in 2025, each municipality will receive a payment that is equal to the amount of the payment received by the municipality in 2024 (sec. 79.05(4), Wis. Stats., from 2023 WI Act 12 – notwithstanding subs. (2) and (3))

Contact Information

If you have questions, contact us at lgs@wisconsin.gov, (608) 266-8618 or (608) 261-5167.



State of Wisconsin • DEPARTMENT OF REVENUE

DIVISION OF STATE AND LOCAL FINANCE • BUREAU OF LOCAL GOVERNMENT SERVICES • 2135 RIMROCK RD MADISON, WI 53713

Mailing Address:
PO Box 8971 #6-97
Madison WI 53708-8971
Fax: (608) 264-6887
lgs@wisconsin.gov

September 13, 2024

DIANA REIJO
TOWN OF OULU
71530 HOOVER LINE RD
IRON RIVER WI 54847-6731

Notice of Shared Revenue – 2025 Original Estimate

Notice Information

The Wisconsin Department of Revenue (DOR) is providing the **estimated** shared revenue amounts your local government will receive in 2025 under current state law for county and municipal aid, supplemental county and municipal aid, utility aid and the expenditure restraint incentive program. This does not include adjustments, shown on the July and November payment notices.

District	TOWN OF OULU	County	BAYFIELD	Co-muni code	04-038
-----------------	--------------	---------------	----------	---------------------	--------

Estimate Information

For an explanation of each aid payment listed below, review the additional information in this notice.

2025 Original Estimate	
1. County and municipal aid	\$64,810.77
2. Utility aid	\$3,048.89
3. Supplemental county and municipal aid	\$40,370.01
4. Expenditure restraint incentive program	\$0.00
5. Total Estimated 2025 Payments (sum of Lines 1-4)	\$108,229.67

Payment Information

Your local government will receive two distributions in 2025 :

- July 28, 2025: 15% of Line 1, 2, and 3 and 100% of Line 4 (*shown above*)
- November 17, 2025: balance of your 2025 aid payments

County and Municipal Aid

Under state law, the county and municipal aid paid to each county and municipality must be equal to the amount determined in 2012 (sec. 79.036, Wis. Stats.) and adjusted for fallen protective services insurance reimbursement (sec. 79.036(4), Wis. Stats.).

County and Municipal Aid Calculation	
1. Prior year county and municipal aid	\$63,358.21
2. Increase due to sales tax revenue, including adjustments (<i>district changes</i>)	\$1,457.24
3. Fallen protective services insurance adjustment	-\$4.68
4. Fallen protective services insurance reimbursement (<i>reported to DOR</i>)	\$0.00
5. Total County and Municipal Aid (sum of Lines 1-4)	\$64,810.77

Utility Aid

- Under state law, utility aid is distributed to each county and municipality where tax-exempt utility property is located (sec. 79.04, Wis. Stats.)
- Utility companies report utility property information to DOR annually
- DOR uses the provided information to accurately calculate utility aid (*shown below*)

Utility Aid Calculation	
1. Net book value, <i>as of December 31, 2024 (including expected additions/retirements)</i>	\$1,016,297.00
2. Total net book value payment	\$3,048.89
3. Minimum payment	\$0.00
4. Megawatt capacity	0.0
5. Megawatt capacity payment	\$0.00
6. Closed/decommissioned production plant (phased down) payment	\$0.00
7. Subtotal (<i>sum of Lines 2, 3, 5 and 6</i>)	\$3,048.89
8. Population cap	\$239,275.00
9. Adjusted subtotal (<i>lesser of Line 7 or Line 8</i>)	\$3,048.89
10. Adjacent site incentive payment	\$0.00
11. Baseload incentive payment	\$0.00
12. Co-generation incentive payment	\$0.00
13. Alternative energy incentive payment	\$0.00
14. Total incentive payments (<i>sum of Lines 10 through 13</i>)	\$0.00
15. Spent nuclear fuel payment	\$0.00
16. Total Utility Aid – this is the utility aid payment listed on the front of the estimate (<i>sum of Lines 9, 14 and 15</i>)	\$3,048.89

Supplemental County and Municipal Aid

- Under state law, supplemental county and municipal aid paid to each county and municipality is determined by 2023 Wisconsin Act 12 (sec. 79.037, Wis. Stats.)
- For detailed information, review [county and municipal aid spreadsheet](#)

Supplemental County and Municipal Aid Calculation	
1. Prior year supplemental county and municipal aid	\$39,462.38
2. Increase due to sales tax revenue including adjustments (<i>district changes</i>)	\$907.63
3. Total Supplemental County and Municipal Aid (<i>sum of Lines 1 and 2</i>)	\$40,370.01

Expenditure Restraint Incentive Program

- Only municipalities are eligible to receive Expenditure Restraint Incentive Program (ERIP) payments
- Under state law, in 2025, each municipality will receive a payment that is equal to the amount of the payment received by the municipality in 2024 (sec. 79.05(4), Wis. Stats., from 2023 WI Act 12 – notwithstanding subs. (2) and (3))

Contact Information

If you have questions, contact us at lgs@wisconsin.gov, (608) 266-8618 or (608) 261-5167.



State of Wisconsin • DEPARTMENT OF REVENUE

DIVISION OF STATE AND LOCAL FINANCE • BUREAU OF LOCAL GOVERNMENT SERVICES • 2135 RIMROCK RD MADISON, WI 53713

Mailing Address:
PO Box 8971 #6-97
Madison WI 53708-8971
Fax: (608) 264-6887
lgs@wisconsin.gov

September 13, 2024

SUZI MISUN
TOWN OF PILSEN
68470 MOQUAH VALLEY RD
ASHLAND WI 54806-6648

Notice of Shared Revenue – 2025 Original Estimate

Notice Information

The Wisconsin Department of Revenue (DOR) is providing the **estimated** shared revenue amounts your local government will receive in 2025 under current state law for county and municipal aid, supplemental county and municipal aid, utility aid and the expenditure restraint incentive program. This does not include adjustments, shown on the July and November payment notices.

District	TOWN OF PILSEN	County	BAYFIELD	Co-muni code	04-040
-----------------	----------------	---------------	----------	---------------------	--------

Estimate Information

For an explanation of each aid payment listed below, review the additional information in this notice.

2025 Original Estimate	
1. County and municipal aid	\$27,783.37
2. Utility aid	\$0.00
3. Supplemental county and municipal aid	\$34,525.00
4. Expenditure restraint incentive program	\$0.00
5. Total Estimated 2025 Payments (sum of Lines 1-4)	\$62,308.37

Payment Information

Your local government will receive two distributions in 2025 :

- July 28, 2025: 15% of Line 1, 2, and 3 and 100% of Line 4 (*shown above*)
- November 17, 2025: balance of your 2025 aid payments

County and Municipal Aid

Under state law, the county and municipal aid paid to each county and municipality must be equal to the amount determined in 2012 (sec. 79.036, Wis. Stats.) and adjusted for fallen protective services insurance reimbursement (sec. 79.036(4), Wis. Stats.).

County and Municipal Aid Calculation	
1. Prior year county and municipal aid	\$27,160.68
2. Increase due to sales tax revenue, including adjustments (<i>district changes</i>)	\$624.70
3. Fallen protective services insurance adjustment	-\$2.01
4. Fallen protective services insurance reimbursement (<i>reported to DOR</i>)	\$0.00
5. Total County and Municipal Aid (sum of Lines 1-4)	\$27,783.37

Utility Aid

- Under state law, utility aid is distributed to each county and municipality where tax-exempt utility property is located (sec. 79.04, Wis. Stats.)
- Utility companies report utility property information to DOR annually
- DOR uses the provided information to accurately calculate utility aid (*shown below*)

Utility Aid Calculation	
1. Net book value, <i>as of December 31, 2024 (including expected additions/retirements)</i>	\$0.00
2. Total net book value payment	\$0.00
3. Minimum payment	\$0.00
4. Megawatt capacity	0.0
5. Megawatt capacity payment	\$0.00
6. Closed/decommissioned production plant (phased down) payment	\$0.00
7. Subtotal (<i>sum of Lines 2, 3, 5 and 6</i>)	\$0.00
8. Population cap	\$95,200.00
9. Adjusted subtotal (<i>lesser of Line 7 or Line 8</i>)	\$0.00
10. Adjacent site incentive payment	\$0.00
11. Baseload incentive payment	\$0.00
12. Co-generation incentive payment	\$0.00
13. Alternative energy incentive payment	\$0.00
14. Total incentive payments (<i>sum of Lines 10 through 13</i>)	\$0.00
15. Spent nuclear fuel payment	\$0.00
16. Total Utility Aid – this is the utility aid payment listed on the front of the estimate (<i>sum of Lines 9, 14 and 15</i>)	\$0.00

Supplemental County and Municipal Aid

- Under state law, supplemental county and municipal aid paid to each county and municipality is determined by 2023 Wisconsin Act 12 (sec. 79.037, Wis. Stats.)
- For detailed information, review [county and municipal aid spreadsheet](#)

Supplemental County and Municipal Aid Calculation	
1. Prior year supplemental county and municipal aid	\$33,748.78
2. Increase due to sales tax revenue including adjustments (<i>district changes</i>)	\$776.22
3. Total Supplemental County and Municipal Aid (<i>sum of Lines 1 and 2</i>)	\$34,525.00

Expenditure Restraint Incentive Program

- Only municipalities are eligible to receive Expenditure Restraint Incentive Program (ERIP) payments
- Under state law, in 2025, each municipality will receive a payment that is equal to the amount of the payment received by the municipality in 2024 (sec. 79.05(4), Wis. Stats., from 2023 WI Act 12 – notwithstanding subs. (2) and (3))

Contact Information

If you have questions, contact us at lgs@wisconsin.gov, (608) 266-8618 or (608) 261-5167.



State of Wisconsin • DEPARTMENT OF REVENUE

DIVISION OF STATE AND LOCAL FINANCE • BUREAU OF LOCAL GOVERNMENT SERVICES • 2135 RIMROCK RD MADISON, WI 53713

Mailing Address:
PO Box 8971 #6-97
Madison WI 53708-8971
Fax: (608) 264-6887
lgs@wisconsin.gov

September 13, 2024

PAMELA LAWRENZ HOLT
TOWN OF PORT WING
PO BOX 146
PORT WING WI 54865-0146

Notice of Shared Revenue – 2025 Original Estimate

Notice Information

The Wisconsin Department of Revenue (DOR) is providing the **estimated** shared revenue amounts your local government will receive in 2025 under current state law for county and municipal aid, supplemental county and municipal aid, utility aid and the expenditure restraint incentive program. This does not include adjustments, shown on the July and November payment notices.

District	TOWN OF PORT WING	County	BAYFIELD	Co-muni code	04-042
-----------------	-------------------	---------------	----------	---------------------	--------

Estimate Information

For an explanation of each aid payment listed below, review the additional information in this notice.

2025 Original Estimate	
1. County and municipal aid	\$58,256.50
2. Utility aid	\$615.36
3. Supplemental county and municipal aid	\$37,379.06
4. Expenditure restraint incentive program	\$0.00
5. Total Estimated 2025 Payments (sum of Lines 1-4)	\$96,250.92

Payment Information

Your local government will receive two distributions in 2025 :

- July 28, 2025: 15% of Line 1, 2, and 3 and 100% of Line 4 (*shown above*)
- November 17, 2025: balance of your 2025 aid payments

County and Municipal Aid

Under state law, the county and municipal aid paid to each county and municipality must be equal to the amount determined in 2012 (sec. 79.036, Wis. Stats.) and adjusted for fallen protective services insurance reimbursement (sec. 79.036(4), Wis. Stats.).

County and Municipal Aid Calculation	
1. Prior year county and municipal aid	\$56,950.84
2. Increase due to sales tax revenue, including adjustments (<i>district changes</i>)	\$1,309.87
3. Fallen protective services insurance adjustment	-\$4.21
4. Fallen protective services insurance reimbursement (<i>reported to DOR</i>)	\$0.00
5. Total County and Municipal Aid (sum of Lines 1-4)	\$58,256.50

Utility Aid

- Under state law, utility aid is distributed to each county and municipality where tax-exempt utility property is located (sec. 79.04, Wis. Stats.)
- Utility companies report utility property information to DOR annually
- DOR uses the provided information to accurately calculate utility aid (*shown below*)

Utility Aid Calculation	
1. Net book value, <i>as of December 31, 2024 (including expected additions/retirements)</i>	\$205,119.00
2. Total net book value payment	\$615.36
3. Minimum payment	\$0.00
4. Megawatt capacity	0.0
5. Megawatt capacity payment	\$0.00
6. Closed/decommissioned production plant (phased down) payment	\$0.00
7. Subtotal (<i>sum of Lines 2, 3, 5 and 6</i>)	\$615.36
8. Population cap	\$166,600.00
9. Adjusted subtotal (<i>lesser of Line 7 or Line 8</i>)	\$615.36
10. Adjacent site incentive payment	\$0.00
11. Baseload incentive payment	\$0.00
12. Co-generation incentive payment	\$0.00
13. Alternative energy incentive payment	\$0.00
14. Total incentive payments (<i>sum of Lines 10 through 13</i>)	\$0.00
15. Spent nuclear fuel payment	\$0.00
16. Total Utility Aid – this is the utility aid payment listed on the front of the estimate (<i>sum of Lines 9, 14 and 15</i>)	\$615.36

Supplemental County and Municipal Aid

- Under state law, supplemental county and municipal aid paid to each county and municipality is determined by 2023 Wisconsin Act 12 (sec. 79.037, Wis. Stats.)
- For detailed information, review [county and municipal aid spreadsheet](#)

Supplemental County and Municipal Aid Calculation	
1. Prior year supplemental county and municipal aid	\$36,538.67
2. Increase due to sales tax revenue including adjustments (<i>district changes</i>)	\$840.39
3. Total Supplemental County and Municipal Aid (<i>sum of Lines 1 and 2</i>)	\$37,379.06

Expenditure Restraint Incentive Program

- Only municipalities are eligible to receive Expenditure Restraint Incentive Program (ERIP) payments
- Under state law, in 2025, each municipality will receive a payment that is equal to the amount of the payment received by the municipality in 2024 (sec. 79.05(4), Wis. Stats., from 2023 WI Act 12 – notwithstanding subs. (2) and (3))

Contact Information

If you have questions, contact us at lgs@wisconsin.gov, (608) 266-8618 or (608) 261-5167.



State of Wisconsin • DEPARTMENT OF REVENUE

DIVISION OF STATE AND LOCAL FINANCE • BUREAU OF LOCAL GOVERNMENT SERVICES • 2135 RIMROCK RD MADISON, WI 53713

Mailing Address:
PO Box 8971 #6-97
Madison WI 53708-8971
Fax: (608) 264-6887
lgs@wisconsin.gov

September 13, 2024

JEFFERY BENTON
TOWN OF RUSSELL
35900 STATE HIGHWAY 13
BAYFIELD WI 54814

Notice of Shared Revenue – 2025 Original Estimate

Notice Information

The Wisconsin Department of Revenue (DOR) is providing the **estimated** shared revenue amounts your local government will receive in 2025 under current state law for county and municipal aid, supplemental county and municipal aid, utility aid and the expenditure restraint incentive program. This does not include adjustments, shown on the July and November payment notices.

District	TOWN OF RUSSELL	County	BAYFIELD	Co-muni code	04-046
-----------------	-----------------	---------------	----------	---------------------	--------

Estimate Information

For an explanation of each aid payment listed below, review the additional information in this notice.

2025 Original Estimate	
1. County and municipal aid	\$116,802.69
2. Utility aid	\$0.00
3. Supplemental county and municipal aid	\$57,495.34
4. Expenditure restraint incentive program	\$0.00
5. Total Estimated 2025 Payments (sum of Lines 1-4)	\$174,298.03

Payment Information

Your local government will receive two distributions in 2025 :

- July 28, 2025: 15% of Line 1, 2, and 3 and 100% of Line 4 (*shown above*)
- November 17, 2025: balance of your 2025 aid payments

County and Municipal Aid

Under state law, the county and municipal aid paid to each county and municipality must be equal to the amount determined in 2012 (sec. 79.036, Wis. Stats.) and adjusted for fallen protective services insurance reimbursement (sec. 79.036(4), Wis. Stats.).

County and Municipal Aid Calculation	
1. Prior year county and municipal aid	\$114,184.88
2. Increase due to sales tax revenue, including adjustments (<i>district changes</i>)	\$2,626.25
3. Fallen protective services insurance adjustment	-\$8.44
4. Fallen protective services insurance reimbursement (<i>reported to DOR</i>)	\$0.00
5. Total County and Municipal Aid (sum of Lines 1-4)	\$116,802.69

Utility Aid

- Under state law, utility aid is distributed to each county and municipality where tax-exempt utility property is located (sec. 79.04, Wis. Stats.)
- Utility companies report utility property information to DOR annually
- DOR uses the provided information to accurately calculate utility aid (*shown below*)

Utility Aid Calculation	
1. Net book value, <i>as of December 31, 2024 (including expected additions/retirements)</i>	\$0.00
2. Total net book value payment	\$0.00
3. Minimum payment	\$0.00
4. Megawatt capacity	0.0
5. Megawatt capacity payment	\$0.00
6. Closed/decommissioned production plant (phased down) payment	\$0.00
7. Subtotal (<i>sum of Lines 2, 3, 5 and 6</i>)	\$0.00
8. Population cap	\$680,850.00
9. Adjusted subtotal (<i>lesser of Line 7 or Line 8</i>)	\$0.00
10. Adjacent site incentive payment	\$0.00
11. Baseload incentive payment	\$0.00
12. Co-generation incentive payment	\$0.00
13. Alternative energy incentive payment	\$0.00
14. Total incentive payments (<i>sum of Lines 10 through 13</i>)	\$0.00
15. Spent nuclear fuel payment	\$0.00
16. Total Utility Aid – this is the utility aid payment listed on the front of the estimate (<i>sum of Lines 9, 14 and 15</i>)	\$0.00

Supplemental County and Municipal Aid

- Under state law, supplemental county and municipal aid paid to each county and municipality is determined by 2023 Wisconsin Act 12 (sec. 79.037, Wis. Stats.)
- For detailed information, review [county and municipal aid spreadsheet](#)

Supplemental County and Municipal Aid Calculation	
1. Prior year supplemental county and municipal aid	\$56,202.68
2. Increase due to sales tax revenue including adjustments (<i>district changes</i>)	\$1,292.66
3. Total Supplemental County and Municipal Aid (<i>sum of Lines 1 and 2</i>)	\$57,495.34

Expenditure Restraint Incentive Program

- Only municipalities are eligible to receive Expenditure Restraint Incentive Program (ERIP) payments
- Under state law, in 2025, each municipality will receive a payment that is equal to the amount of the payment received by the municipality in 2024 (sec. 79.05(4), Wis. Stats., from 2023 WI Act 12 – notwithstanding subs. (2) and (3))

Contact Information

If you have questions, contact us at lgs@wisconsin.gov, (608) 266-8618 or (608) 261-5167.



State of Wisconsin • DEPARTMENT OF REVENUE

DIVISION OF STATE AND LOCAL FINANCE • BUREAU OF LOCAL GOVERNMENT SERVICES • 2135 RIMROCK RD MADISON, WI 53713

Mailing Address:
PO Box 8971 #6-97
Madison WI 53708-8971
Fax: (608) 264-6887
lgs@wisconsin.gov

September 13, 2024

JUDY PILGER
TOWN OF TRIPP
8590 CO HWY A
IRON RIVER WI 54847

Notice of Shared Revenue – 2025 Original Estimate

Notice Information

The Wisconsin Department of Revenue (DOR) is providing the **estimated** shared revenue amounts your local government will receive in 2025 under current state law for county and municipal aid, supplemental county and municipal aid, utility aid and the expenditure restraint incentive program. This does not include adjustments, shown on the July and November payment notices.

District	TOWN OF TRIPP	County	BAYFIELD	Co-muni code	04-048
-----------------	---------------	---------------	----------	---------------------	--------

Estimate Information

For an explanation of each aid payment listed below, review the additional information in this notice.

2025 Original Estimate	
1. County and municipal aid	\$15,012.84
2. Utility aid	\$0.00
3. Supplemental county and municipal aid	\$34,954.87
4. Expenditure restraint incentive program	\$0.00
5. Total Estimated 2025 Payments (sum of Lines 1-4)	\$49,967.71

Payment Information

Your local government will receive two distributions in 2025 :

- July 28, 2025: 15% of Line 1, 2, and 3 and 100% of Line 4 (*shown above*)
- November 17, 2025: balance of your 2025 aid payments

County and Municipal Aid

Under state law, the county and municipal aid paid to each county and municipality must be equal to the amount determined in 2012 (sec. 79.036, Wis. Stats.) and adjusted for fallen protective services insurance reimbursement (sec. 79.036(4), Wis. Stats.).

County and Municipal Aid Calculation	
1. Prior year county and municipal aid	\$14,676.36
2. Increase due to sales tax revenue, including adjustments (<i>district changes</i>)	\$337.56
3. Fallen protective services insurance adjustment	-\$1.08
4. Fallen protective services insurance reimbursement (<i>reported to DOR</i>)	\$0.00
5. Total County and Municipal Aid (sum of Lines 1-4)	\$15,012.84

Utility Aid

- Under state law, utility aid is distributed to each county and municipality where tax-exempt utility property is located (sec. 79.04, Wis. Stats.)
- Utility companies report utility property information to DOR annually
- DOR uses the provided information to accurately calculate utility aid (*shown below*)

Utility Aid Calculation	
1. Net book value, <i>as of December 31, 2024 (including expected additions/retirements)</i>	\$0.00
2. Total net book value payment	\$0.00
3. Minimum payment	\$0.00
4. Megawatt capacity	0.0
5. Megawatt capacity payment	\$0.00
6. Closed/decommissioned production plant (phased down) payment	\$0.00
7. Subtotal (<i>sum of Lines 2, 3, 5 and 6</i>)	\$0.00
8. Population cap	\$106,250.00
9. Adjusted subtotal (<i>lesser of Line 7 or Line 8</i>)	\$0.00
10. Adjacent site incentive payment	\$0.00
11. Baseload incentive payment	\$0.00
12. Co-generation incentive payment	\$0.00
13. Alternative energy incentive payment	\$0.00
14. Total incentive payments (<i>sum of Lines 10 through 13</i>)	\$0.00
15. Spent nuclear fuel payment	\$0.00
16. Total Utility Aid – this is the utility aid payment listed on the front of the estimate (<i>sum of Lines 9, 14 and 15</i>)	\$0.00

Supplemental County and Municipal Aid

- Under state law, supplemental county and municipal aid paid to each county and municipality is determined by 2023 Wisconsin Act 12 (sec. 79.037, Wis. Stats.)
- For detailed information, review [county and municipal aid spreadsheet](#)

Supplemental County and Municipal Aid Calculation	
1. Prior year supplemental county and municipal aid	\$34,168.98
2. Increase due to sales tax revenue including adjustments (<i>district changes</i>)	\$785.89
3. Total Supplemental County and Municipal Aid (<i>sum of Lines 1 and 2</i>)	\$34,954.87

Expenditure Restraint Incentive Program

- Only municipalities are eligible to receive Expenditure Restraint Incentive Program (ERIP) payments
- Under state law, in 2025, each municipality will receive a payment that is equal to the amount of the payment received by the municipality in 2024 (sec. 79.05(4), Wis. Stats., from 2023 WI Act 12 – notwithstanding subs. (2) and (3))

Contact Information

If you have questions, contact us at lgs@wisconsin.gov, (608) 266-8618 or (608) 261-5167.



State of Wisconsin • DEPARTMENT OF REVENUE

DIVISION OF STATE AND LOCAL FINANCE • BUREAU OF LOCAL GOVERNMENT SERVICES • 2135 RIMROCK RD MADISON, WI 53713

Mailing Address:
PO Box 8971 #6-97
Madison WI 53708-8971
Fax: (608) 264-6887
lgs@wisconsin.gov

September 13, 2024

LANCE TWOMBLY
TOWN OF WASHBURN
PO BOX 216
WASHBURN WI 54891

Notice of Shared Revenue – 2025 Original Estimate

Notice Information

The Wisconsin Department of Revenue (DOR) is providing the **estimated** shared revenue amounts your local government will receive in 2025 under current state law for county and municipal aid, supplemental county and municipal aid, utility aid and the expenditure restraint incentive program. This does not include adjustments, shown on the July and November payment notices.

District	TOWN OF WASHBURN	County	BAYFIELD	Co-muni code	04-050
-----------------	------------------	---------------	----------	---------------------	--------

Estimate Information

For an explanation of each aid payment listed below, review the additional information in this notice.

2025 Original Estimate	
1. County and municipal aid	\$24,479.06
2. Utility aid	\$0.00
3. Supplemental county and municipal aid	\$40,232.51
4. Expenditure restraint incentive program	\$0.00
5. Total Estimated 2025 Payments (sum of Lines 1-4)	\$64,711.57

Payment Information

Your local government will receive two distributions in 2025 :

- July 28, 2025: 15% of Line 1, 2, and 3 and 100% of Line 4 (*shown above*)
- November 17, 2025: balance of your 2025 aid payments

County and Municipal Aid

Under state law, the county and municipal aid paid to each county and municipality must be equal to the amount determined in 2012 (sec. 79.036, Wis. Stats.) and adjusted for fallen protective services insurance reimbursement (sec. 79.036(4), Wis. Stats.).

County and Municipal Aid Calculation	
1. Prior year county and municipal aid	\$23,930.43
2. Increase due to sales tax revenue, including adjustments (<i>district changes</i>)	\$550.40
3. Fallen protective services insurance adjustment	-\$1.77
4. Fallen protective services insurance reimbursement (<i>reported to DOR</i>)	\$0.00
5. Total County and Municipal Aid (sum of Lines 1-4)	\$24,479.06

Utility Aid

- Under state law, utility aid is distributed to each county and municipality where tax-exempt utility property is located (sec. 79.04, Wis. Stats.)
- Utility companies report utility property information to DOR annually
- DOR uses the provided information to accurately calculate utility aid (*shown below*)

Utility Aid Calculation	
1. Net book value, <i>as of December 31, 2024 (including expected additions/retirements)</i>	\$0.00
2. Total net book value payment	\$0.00
3. Minimum payment	\$0.00
4. Megawatt capacity	0.0
5. Megawatt capacity payment	\$0.00
6. Closed/decommissioned production plant (phased down) payment	\$0.00
7. Subtotal (<i>sum of Lines 2, 3, 5 and 6</i>)	\$0.00
8. Population cap	\$237,150.00
9. Adjusted subtotal (<i>lesser of Line 7 or Line 8</i>)	\$0.00
10. Adjacent site incentive payment	\$0.00
11. Baseload incentive payment	\$0.00
12. Co-generation incentive payment	\$0.00
13. Alternative energy incentive payment	\$0.00
14. Total incentive payments (<i>sum of Lines 10 through 13</i>)	\$0.00
15. Spent nuclear fuel payment	\$0.00
16. Total Utility Aid – this is the utility aid payment listed on the front of the estimate (<i>sum of Lines 9, 14 and 15</i>)	\$0.00

Supplemental County and Municipal Aid

- Under state law, supplemental county and municipal aid paid to each county and municipality is determined by 2023 Wisconsin Act 12 (sec. 79.037, Wis. Stats.)
- For detailed information, review [county and municipal aid spreadsheet](#)

Supplemental County and Municipal Aid Calculation	
1. Prior year supplemental county and municipal aid	\$39,327.97
2. Increase due to sales tax revenue including adjustments (<i>district changes</i>)	\$904.54
3. Total Supplemental County and Municipal Aid (<i>sum of Lines 1 and 2</i>)	\$40,232.51

Expenditure Restraint Incentive Program

- Only municipalities are eligible to receive Expenditure Restraint Incentive Program (ERIP) payments
- Under state law, in 2025, each municipality will receive a payment that is equal to the amount of the payment received by the municipality in 2024 (sec. 79.05(4), Wis. Stats., from 2023 WI Act 12 – notwithstanding subs. (2) and (3))

Contact Information

If you have questions, contact us at lgs@wisconsin.gov, (608) 266-8618 or (608) 261-5167.



State of Wisconsin • DEPARTMENT OF REVENUE

DIVISION OF STATE AND LOCAL FINANCE • BUREAU OF LOCAL GOVERNMENT SERVICES • 2135 RIMROCK RD MADISON, WI 53713

Mailing Address:
PO Box 8971 #6-97
Madison WI 53708-8971
Fax: (608) 264-6887
lgs@wisconsin.gov

September 13, 2024

MARIAN SCHRAUFNAGEL
VILLAGE OF MASON
PO BOX 44
MASON WI 54856

Notice of Shared Revenue – 2025 Original Estimate

Notice Information

The Wisconsin Department of Revenue (DOR) is providing the **estimated** shared revenue amounts your local government will receive in 2025 under current state law for county and municipal aid, supplemental county and municipal aid, utility aid and the expenditure restraint incentive program. This does not include adjustments, shown on the July and November payment notices.

District	VILLAGE OF MASON	County	BAYFIELD	Co-muni code	04-151
-----------------	------------------	---------------	----------	---------------------	--------

Estimate Information

For an explanation of each aid payment listed below, review the additional information in this notice.

2025 Original Estimate	
1. County and municipal aid	\$40,116.15
2. Utility aid	\$0.00
3. Supplemental county and municipal aid	\$32,427.06
4. Expenditure restraint incentive program	\$0.00
5. Total Estimated 2025 Payments (sum of Lines 1-4)	\$72,543.21

Payment Information

Your local government will receive two distributions in 2025 :

- July 28, 2025: 15% of Line 1, 2, and 3 and 100% of Line 4 (*shown above*)
- November 17, 2025: balance of your 2025 aid payments

County and Municipal Aid

Under state law, the county and municipal aid paid to each county and municipality must be equal to the amount determined in 2012 (sec. 79.036, Wis. Stats.) and adjusted for fallen protective services insurance reimbursement (sec. 79.036(4), Wis. Stats.).

County and Municipal Aid Calculation	
1. Prior year county and municipal aid	\$39,217.06
2. Increase due to sales tax revenue, including adjustments (<i>district changes</i>)	\$901.99
3. Fallen protective services insurance adjustment	-\$2.90
4. Fallen protective services insurance reimbursement (<i>reported to DOR</i>)	\$0.00
5. Total County and Municipal Aid (sum of Lines 1-4)	\$40,116.15

Utility Aid

- Under state law, utility aid is distributed to each county and municipality where tax-exempt utility property is located (sec. 79.04, Wis. Stats.)
- Utility companies report utility property information to DOR annually
- DOR uses the provided information to accurately calculate utility aid (*shown below*)

Utility Aid Calculation	
1. Net book value, <i>as of December 31, 2024 (including expected additions/retirements)</i>	\$0.00
2. Total net book value payment	\$0.00
3. Minimum payment	\$0.00
4. Megawatt capacity	0.0
5. Megawatt capacity payment	\$0.00
6. Closed/decommissioned production plant (phased down) payment	\$0.00
7. Subtotal (<i>sum of Lines 2, 3, 5 and 6</i>)	\$0.00
8. Population cap	\$42,500.00
9. Adjusted subtotal (<i>lesser of Line 7 or Line 8</i>)	\$0.00
10. Adjacent site incentive payment	\$0.00
11. Baseload incentive payment	\$0.00
12. Co-generation incentive payment	\$0.00
13. Alternative energy incentive payment	\$0.00
14. Total incentive payments (<i>sum of Lines 10 through 13</i>)	\$0.00
15. Spent nuclear fuel payment	\$0.00
16. Total Utility Aid – this is the utility aid payment listed on the front of the estimate (<i>sum of Lines 9, 14 and 15</i>)	\$0.00

Supplemental County and Municipal Aid

- Under state law, supplemental county and municipal aid paid to each county and municipality is determined by 2023 Wisconsin Act 12 (sec. 79.037, Wis. Stats.)
- For detailed information, review [county and municipal aid spreadsheet](#)

Supplemental County and Municipal Aid Calculation	
1. Prior year supplemental county and municipal aid	\$31,698.01
2. Increase due to sales tax revenue including adjustments (<i>district changes</i>)	\$729.05
3. Total Supplemental County and Municipal Aid (<i>sum of Lines 1 and 2</i>)	\$32,427.06

Expenditure Restraint Incentive Program

- Only municipalities are eligible to receive Expenditure Restraint Incentive Program (ERIP) payments
- Under state law, in 2025, each municipality will receive a payment that is equal to the amount of the payment received by the municipality in 2024 (sec. 79.05(4), Wis. Stats., from 2023 WI Act 12 – notwithstanding subs. (2) and (3))

Contact Information

If you have questions, contact us at lgs@wisconsin.gov, (608) 266-8618 or (608) 261-5167.



State of Wisconsin • DEPARTMENT OF REVENUE

DIVISION OF STATE AND LOCAL FINANCE • BUREAU OF LOCAL GOVERNMENT SERVICES • 2135 RIMROCK RD MADISON, WI 53713

Mailing Address:
PO Box 8971 #6-97
Madison WI 53708-8971
Fax: (608) 264-6887
lgs@wisconsin.gov

September 13, 2024

DIONNE JOHNSON
CITY OF BAYFIELD
PO BOX 1170
BAYFIELD WI 54714-1170

Notice of Shared Revenue – 2025 Original Estimate

Notice Information

The Wisconsin Department of Revenue (DOR) is providing the **estimated** shared revenue amounts your local government will receive in 2025 under current state law for county and municipal aid, supplemental county and municipal aid, utility aid and the expenditure restraint incentive program. This does not include adjustments, shown on the July and November payment notices.

District	CITY OF BAYFIELD	County	BAYFIELD	Co-muni code	04-206
-----------------	------------------	---------------	----------	---------------------	--------

Estimate Information

For an explanation of each aid payment listed below, review the additional information in this notice.

2025 Original Estimate	
1. County and municipal aid	\$28,942.78
2. Utility aid	\$4,741.45
3. Supplemental county and municipal aid	\$40,765.33
4. Expenditure restraint incentive program	\$0.00
5. Total Estimated 2025 Payments (sum of Lines 1-4)	\$74,449.56

Payment Information

Your local government will receive two distributions in 2025 :

- July 28, 2025: 15% of Line 1, 2, and 3 and 100% of Line 4 (*shown above*)
- November 17, 2025: balance of your 2025 aid payments

County and Municipal Aid

Under state law, the county and municipal aid paid to each county and municipality must be equal to the amount determined in 2012 (sec. 79.036, Wis. Stats.) and adjusted for fallen protective services insurance reimbursement (sec. 79.036(4), Wis. Stats.).

County and Municipal Aid Calculation	
1. Prior year county and municipal aid	\$28,294.11
2. Increase due to sales tax revenue, including adjustments (<i>district changes</i>)	\$650.76
3. Fallen protective services insurance adjustment	-\$2.09
4. Fallen protective services insurance reimbursement (<i>reported to DOR</i>)	\$0.00
5. Total County and Municipal Aid (sum of Lines 1-4)	\$28,942.78

Utility Aid

- Under state law, utility aid is distributed to each county and municipality where tax-exempt utility property is located (sec. 79.04, Wis. Stats.)
- Utility companies report utility property information to DOR annually
- DOR uses the provided information to accurately calculate utility aid (*shown below*)

Utility Aid Calculation	
1. Net book value, <i>as of December 31, 2024 (including expected additions/retirements)</i>	\$790,241.00
2. Total net book value payment	\$4,741.45
3. Minimum payment	\$0.00
4. Megawatt capacity	0.0
5. Megawatt capacity payment	\$0.00
6. Closed/decommissioned production plant (phased down) payment	\$0.00
7. Subtotal (<i>sum of Lines 2, 3, 5 and 6</i>)	\$4,741.45
8. Population cap	\$241,825.00
9. Adjusted subtotal (<i>lesser of Line 7 or Line 8</i>)	\$4,741.45
10. Adjacent site incentive payment	\$0.00
11. Baseload incentive payment	\$0.00
12. Co-generation incentive payment	\$0.00
13. Alternative energy incentive payment	\$0.00
14. Total incentive payments (<i>sum of Lines 10 through 13</i>)	\$0.00
15. Spent nuclear fuel payment	\$0.00
16. Total Utility Aid – this is the utility aid payment listed on the front of the estimate (<i>sum of Lines 9, 14 and 15</i>)	\$4,741.45

Supplemental County and Municipal Aid

- Under state law, supplemental county and municipal aid paid to each county and municipality is determined by 2023 Wisconsin Act 12 (sec. 79.037, Wis. Stats.)
- For detailed information, review [county and municipal aid spreadsheet](#)

Supplemental County and Municipal Aid Calculation	
1. Prior year supplemental county and municipal aid	\$39,848.81
2. Increase due to sales tax revenue including adjustments (<i>district changes</i>)	\$916.52
3. Total Supplemental County and Municipal Aid (<i>sum of Lines 1 and 2</i>)	\$40,765.33

Expenditure Restraint Incentive Program

- Only municipalities are eligible to receive Expenditure Restraint Incentive Program (ERIP) payments
- Under state law, in 2025, each municipality will receive a payment that is equal to the amount of the payment received by the municipality in 2024 (sec. 79.05(4), Wis. Stats., from 2023 WI Act 12 – notwithstanding subs. (2) and (3))

Contact Information

If you have questions, contact us at lgs@wisconsin.gov, (608) 266-8618 or (608) 261-5167.



State of Wisconsin • DEPARTMENT OF REVENUE

DIVISION OF STATE AND LOCAL FINANCE • BUREAU OF LOCAL GOVERNMENT SERVICES • 2135 RIMROCK RD MADISON, WI 53713

Mailing Address:
PO Box 8971 #6-97
Madison WI 53708-8971
Fax: (608) 264-6887
lgs@wisconsin.gov

September 13, 2024

SCOTT KLUVER
CITY OF WASHBURN
PO BOX 638
WASHBURN WI 54891-0638

Notice of Shared Revenue – 2025 Original Estimate

Notice Information

The Wisconsin Department of Revenue (DOR) is providing the **estimated** shared revenue amounts your local government will receive in 2025 under current state law for county and municipal aid, supplemental county and municipal aid, utility aid and the expenditure restraint incentive program. This does not include adjustments, shown on the July and November payment notices.

District	CITY OF WASHBURN	County	BAYFIELD	Co-muni code	04-291
-----------------	------------------	---------------	----------	---------------------	--------

Estimate Information

For an explanation of each aid payment listed below, review the additional information in this notice.

2025 Original Estimate	
1. County and municipal aid	\$641,096.66
2. Utility aid	\$2,198.76
3. Supplemental county and municipal aid	\$128,238.59
4. Expenditure restraint incentive program	\$0.00
5. Total Estimated 2025 Payments (sum of Lines 1-4)	\$771,534.01

Payment Information

Your local government will receive two distributions in 2025 :

- July 28, 2025: 15% of Line 1, 2, and 3 and 100% of Line 4 (*shown above*)
- November 17, 2025: balance of your 2025 aid payments

County and Municipal Aid

Under state law, the county and municipal aid paid to each county and municipality must be equal to the amount determined in 2012 (sec. 79.036, Wis. Stats.) and adjusted for fallen protective services insurance reimbursement (sec. 79.036(4), Wis. Stats.).

County and Municipal Aid Calculation	
1. Prior year county and municipal aid	\$626,728.23
2. Increase due to sales tax revenue, including adjustments (<i>district changes</i>)	\$14,414.75
3. Fallen protective services insurance adjustment	-\$46.32
4. Fallen protective services insurance reimbursement (<i>reported to DOR</i>)	\$0.00
5. Total County and Municipal Aid (sum of Lines 1-4)	\$641,096.66

Utility Aid

- Under state law, utility aid is distributed to each county and municipality where tax-exempt utility property is located (sec. 79.04, Wis. Stats.)
- Utility companies report utility property information to DOR annually
- DOR uses the provided information to accurately calculate utility aid (*shown below*)

Utility Aid Calculation	
1. Net book value, <i>as of December 31, 2024 (including expected additions/retirements)</i>	\$366,460.00
2. Total net book value payment	\$2,198.76
3. Minimum payment	\$0.00
4. Megawatt capacity	0.0
5. Megawatt capacity payment	\$0.00
6. Closed/decommissioned production plant (phased down) payment	\$0.00
7. Subtotal (<i>sum of Lines 2, 3, 5 and 6</i>)	\$2,198.76
8. Population cap	\$839,800.00
9. Adjusted subtotal (<i>lesser of Line 7 or Line 8</i>)	\$2,198.76
10. Adjacent site incentive payment	\$0.00
11. Baseload incentive payment	\$0.00
12. Co-generation incentive payment	\$0.00
13. Alternative energy incentive payment	\$0.00
14. Total incentive payments (<i>sum of Lines 10 through 13</i>)	\$0.00
15. Spent nuclear fuel payment	\$0.00
16. Total Utility Aid – this is the utility aid payment listed on the front of the estimate <i>(sum of Lines 9, 14 and 15)</i>	\$2,198.76

Supplemental County and Municipal Aid

- Under state law, supplemental county and municipal aid paid to each county and municipality is determined by 2023 Wisconsin Act 12 (sec. 79.037, Wis. Stats.)
- For detailed information, review [county and municipal aid spreadsheet](#)

Supplemental County and Municipal Aid Calculation	
1. Prior year supplemental county and municipal aid	\$125,355.42
2. Increase due to sales tax revenue including adjustments (<i>district changes</i>)	\$2,883.17
3. Total Supplemental County and Municipal Aid (<i>sum of Lines 1 and 2</i>)	\$128,238.59

Expenditure Restraint Incentive Program

- Only municipalities are eligible to receive Expenditure Restraint Incentive Program (ERIP) payments
- Under state law, in 2025, each municipality will receive a payment that is equal to the amount of the payment received by the municipality in 2024 (sec. 79.05(4), Wis. Stats., from 2023 WI Act 12 – notwithstanding subs. (2) and (3))

Contact Information

If you have questions, contact us at lgs@wisconsin.gov, (608) 266-8618 or (608) 261-5167.



State of Wisconsin • DEPARTMENT OF REVENUE

DIVISION OF STATE AND LOCAL FINANCE • BUREAU OF LOCAL GOVERNMENT SERVICES • 2135 RIMROCK RD MADISON, WI 53713

Mailing Address:
PO Box 8971 #6-97
Madison WI 53708-8971
Fax: (608) 264-6887
lgs@wisconsin.gov

September 13, 2024

LYNN DIVINE
COUNTY OF BAYFIELD
PO BOX 878
WASHBURN WI 54806

Notice of Shared Revenue – 2025 Original Estimate

Notice Information

The Wisconsin Department of Revenue (DOR) is providing the **estimated** shared revenue amounts your local government will receive in 2025 under current state law for county and municipal aid, supplemental county and municipal aid, utility aid and the expenditure restraint incentive program. This does not include adjustments, shown on the July and November payment notices.

District	COUNTY OF BAYFIELD	County	BAYFIELD	Co-muni code	04-999
-----------------	--------------------	---------------	----------	---------------------	--------

Estimate Information

For an explanation of each aid payment listed below, review the additional information in this notice.

2025 Original Estimate	
1. County and municipal aid	\$53,167.71
2. Utility aid	\$116,523.96
3. Supplemental county and municipal aid	\$278,452.04
4. Expenditure restraint incentive program	\$0.00
5. Total Estimated 2025 Payments (sum of Lines 1-4)	\$448,143.71

Payment Information

Your local government will receive two distributions in 2025 :

- July 28, 2025: 15% of Line 1, 2, and 3 and 100% of Line 4 (*shown above*)
- November 17, 2025: balance of your 2025 aid payments

County and Municipal Aid

Under state law, the county and municipal aid paid to each county and municipality must be equal to the amount determined in 2012 (sec. 79.036, Wis. Stats.) and adjusted for fallen protective services insurance reimbursement (sec. 79.036(4), Wis. Stats.).

County and Municipal Aid Calculation	
1. Prior year county and municipal aid	\$51,976.10
2. Increase due to sales tax revenue, including adjustments (<i>district changes</i>)	\$1,195.45
3. Fallen protective services insurance adjustment	-\$3.84
4. Fallen protective services insurance reimbursement (<i>reported to DOR</i>)	\$0.00
5. Total County and Municipal Aid (sum of Lines 1-4)	\$53,167.71

Utility Aid

- Under state law, utility aid is distributed to each county and municipality where tax-exempt utility property is located (sec. 79.04, Wis. Stats.)
- Utility companies report utility property information to DOR annually
- DOR uses the provided information to accurately calculate utility aid (*shown below*)

Utility Aid Calculation	
1. Net book value, <i>as of December 31, 2024 (including expected additions/retirements)</i>	\$23,372,950.00
2. Total net book value payment	\$116,523.96
3. Minimum payment	\$0.00
4. Megawatt capacity	0.0
5. Megawatt capacity payment	\$0.00
6. Closed/decommissioned production plant (phased down) payment	\$0.00
7. Subtotal (<i>sum of Lines 2, 3, 5 and 6</i>)	\$116,523.96
8. Population cap	\$2,028,875.00
9. Adjusted subtotal (<i>lesser of Line 7 or Line 8</i>)	\$116,523.96
10. Adjacent site incentive payment	\$0.00
11. Baseload incentive payment	\$0.00
12. Co-generation incentive payment	\$0.00
13. Alternative energy incentive payment	\$0.00
14. Total incentive payments (<i>sum of Lines 10 through 13</i>)	\$0.00
15. Spent nuclear fuel payment	\$0.00
16. Total Utility Aid – this is the utility aid payment listed on the front of the estimate (<i>sum of Lines 9, 14 and 15</i>)	\$116,523.96

Supplemental County and Municipal Aid

- Under state law, supplemental county and municipal aid paid to each county and municipality is determined by 2023 Wisconsin Act 12 (sec. 79.037, Wis. Stats.)
- For detailed information, review [county and municipal aid spreadsheet](#)

Supplemental County and Municipal Aid Calculation	
1. Prior year supplemental county and municipal aid	\$272,191.63
2. Increase due to sales tax revenue including adjustments (<i>district changes</i>)	\$6,260.41
3. Total Supplemental County and Municipal Aid (<i>sum of Lines 1 and 2</i>)	\$278,452.04

Expenditure Restraint Incentive Program

- Only municipalities are eligible to receive Expenditure Restraint Incentive Program (ERIP) payments
- Under state law, in 2025, each municipality will receive a payment that is equal to the amount of the payment received by the municipality in 2024 (sec. 79.05(4), Wis. Stats., from 2023 WI Act 12 – notwithstanding subs. (2) and (3))

Contact Information

If you have questions, contact us at lgs@wisconsin.gov, (608) 266-8618 or (608) 261-5167.



State of Wisconsin • DEPARTMENT OF REVENUE

DIVISION OF STATE AND LOCAL FINANCE • BUREAU OF LOCAL GOVERNMENT SERVICES • 2135 RIMROCK RD MADISON, WI 53713

Mailing Address:
PO Box 8971 #6-97
Madison WI 53708-8971
Fax: (608) 264-6887
lgs@wisconsin.gov

September 13, 2024

DAWN KONOP
TOWN OF EATON
3877 S MICHIELS RD
DENMARK WI 54208-8870

Notice of Shared Revenue – 2025 Original Estimate

Notice Information

The Wisconsin Department of Revenue (DOR) is providing the **estimated** shared revenue amounts your local government will receive in 2025 under current state law for county and municipal aid, supplemental county and municipal aid, utility aid and the expenditure restraint incentive program. This does not include adjustments, shown on the July and November payment notices.

District	TOWN OF EATON	County	BROWN	Co-muni code	05-010
-----------------	---------------	---------------	-------	---------------------	--------

Estimate Information

For an explanation of each aid payment listed below, review the additional information in this notice.

2025 Original Estimate	
1. County and municipal aid	\$24,195.48
2. Utility aid	\$0.00
3. Supplemental county and municipal aid	\$59,726.75
4. Expenditure restraint incentive program	\$0.00
5. Total Estimated 2025 Payments (sum of Lines 1-4)	\$83,922.23

Payment Information

Your local government will receive two distributions in 2025 :

- July 28, 2025: 15% of Line 1, 2, and 3 and 100% of Line 4 (*shown above*)
- November 17, 2025: balance of your 2025 aid payments

County and Municipal Aid

Under state law, the county and municipal aid paid to each county and municipality must be equal to the amount determined in 2012 (sec. 79.036, Wis. Stats.) and adjusted for fallen protective services insurance reimbursement (sec. 79.036(4), Wis. Stats.).

County and Municipal Aid Calculation	
1. Prior year county and municipal aid	\$23,653.21
2. Increase due to sales tax revenue, including adjustments (<i>district changes</i>)	\$544.02
3. Fallen protective services insurance adjustment	-\$1.75
4. Fallen protective services insurance reimbursement (<i>reported to DOR</i>)	\$0.00
5. Total County and Municipal Aid (sum of Lines 1-4)	\$24,195.48

Utility Aid

- Under state law, utility aid is distributed to each county and municipality where tax-exempt utility property is located (sec. 79.04, Wis. Stats.)
- Utility companies report utility property information to DOR annually
- DOR uses the provided information to accurately calculate utility aid (*shown below*)

Utility Aid Calculation	
1. Net book value, <i>as of December 31, 2024 (including expected additions/retirements)</i>	\$0.00
2. Total net book value payment	\$0.00
3. Minimum payment	\$0.00
4. Megawatt capacity	0.0
5. Megawatt capacity payment	\$0.00
6. Closed/decommissioned production plant (phased down) payment	\$0.00
7. Subtotal (<i>sum of Lines 2, 3, 5 and 6</i>)	\$0.00
8. Population cap	\$724,200.00
9. Adjusted subtotal (<i>lesser of Line 7 or Line 8</i>)	\$0.00
10. Adjacent site incentive payment	\$0.00
11. Baseload incentive payment	\$0.00
12. Co-generation incentive payment	\$0.00
13. Alternative energy incentive payment	\$0.00
14. Total incentive payments (<i>sum of Lines 10 through 13</i>)	\$0.00
15. Spent nuclear fuel payment	\$0.00
16. Total Utility Aid – this is the utility aid payment listed on the front of the estimate (<i>sum of Lines 9, 14 and 15</i>)	\$0.00

Supplemental County and Municipal Aid

- Under state law, supplemental county and municipal aid paid to each county and municipality is determined by 2023 Wisconsin Act 12 (sec. 79.037, Wis. Stats.)
- For detailed information, review [county and municipal aid spreadsheet](#)

Supplemental County and Municipal Aid Calculation	
1. Prior year supplemental county and municipal aid	\$58,383.92
2. Increase due to sales tax revenue including adjustments (<i>district changes</i>)	\$1,342.83
3. Total Supplemental County and Municipal Aid (<i>sum of Lines 1 and 2</i>)	\$59,726.75

Expenditure Restraint Incentive Program

- Only municipalities are eligible to receive Expenditure Restraint Incentive Program (ERIP) payments
- Under state law, in 2025, each municipality will receive a payment that is equal to the amount of the payment received by the municipality in 2024 (sec. 79.05(4), Wis. Stats., from 2023 WI Act 12 – notwithstanding subs. (2) and (3))

Contact Information

If you have questions, contact us at lgs@wisconsin.gov, (608) 266-8618 or (608) 261-5167.



State of Wisconsin • DEPARTMENT OF REVENUE

DIVISION OF STATE AND LOCAL FINANCE • BUREAU OF LOCAL GOVERNMENT SERVICES • 2135 RIMROCK RD MADISON, WI 53713

Mailing Address:
PO Box 8971 #6-97
Madison WI 53708-8971
Fax: (608) 264-6887
lgs@wisconsin.gov

September 13, 2024

CINDY OSSMANN
TOWN OF GLENMORE
3932 HICKORY LN
DE PERE WI 54115-9763

Notice of Shared Revenue – 2025 Original Estimate

Notice Information

The Wisconsin Department of Revenue (DOR) is providing the **estimated** shared revenue amounts your local government will receive in 2025 under current state law for county and municipal aid, supplemental county and municipal aid, utility aid and the expenditure restraint incentive program. This does not include adjustments, shown on the July and November payment notices.

District	TOWN OF GLENMORE	County	BROWN	Co-muni code	05-012
-----------------	------------------	---------------	-------	---------------------	--------

Estimate Information

For an explanation of each aid payment listed below, review the additional information in this notice.

2025 Original Estimate	
1. County and municipal aid	\$25,652.55
2. Utility aid	\$2,554.17
3. Supplemental county and municipal aid	\$48,806.53
4. Expenditure restraint incentive program	\$0.00
5. Total Estimated 2025 Payments (sum of Lines 1-4)	\$77,013.25

Payment Information

Your local government will receive two distributions in 2025 :

- July 28, 2025: 15% of Line 1, 2, and 3 and 100% of Line 4 (*shown above*)
- November 17, 2025: balance of your 2025 aid payments

County and Municipal Aid

Under state law, the county and municipal aid paid to each county and municipality must be equal to the amount determined in 2012 (sec. 79.036, Wis. Stats.) and adjusted for fallen protective services insurance reimbursement (sec. 79.036(4), Wis. Stats.).

County and Municipal Aid Calculation	
1. Prior year county and municipal aid	\$25,077.62
2. Increase due to sales tax revenue, including adjustments (<i>district changes</i>)	\$576.78
3. Fallen protective services insurance adjustment	-\$1.85
4. Fallen protective services insurance reimbursement (<i>reported to DOR</i>)	\$0.00
5. Total County and Municipal Aid (sum of Lines 1-4)	\$25,652.55

Utility Aid

- Under state law, utility aid is distributed to each county and municipality where tax-exempt utility property is located (sec. 79.04, Wis. Stats.)
- Utility companies report utility property information to DOR annually
- DOR uses the provided information to accurately calculate utility aid (*shown below*)

Utility Aid Calculation	
1. Net book value, <i>as of December 31, 2024 (including expected additions/retirements)</i>	\$851,389.00
2. Total net book value payment	\$2,554.17
3. Minimum payment	\$0.00
4. Megawatt capacity	0.0
5. Megawatt capacity payment	\$0.00
6. Closed/decommissioned production plant (phased down) payment	\$0.00
7. Subtotal (<i>sum of Lines 2, 3, 5 and 6</i>)	\$2,554.17
8. Population cap	\$453,475.00
9. Adjusted subtotal (<i>lesser of Line 7 or Line 8</i>)	\$2,554.17
10. Adjacent site incentive payment	\$0.00
11. Baseload incentive payment	\$0.00
12. Co-generation incentive payment	\$0.00
13. Alternative energy incentive payment	\$0.00
14. Total incentive payments (<i>sum of Lines 10 through 13</i>)	\$0.00
15. Spent nuclear fuel payment	\$0.00
16. Total Utility Aid – this is the utility aid payment listed on the front of the estimate (<i>sum of Lines 9, 14 and 15</i>)	\$2,554.17

Supplemental County and Municipal Aid

- Under state law, supplemental county and municipal aid paid to each county and municipality is determined by 2023 Wisconsin Act 12 (sec. 79.037, Wis. Stats.)
- For detailed information, review [county and municipal aid spreadsheet](#)

Supplemental County and Municipal Aid Calculation	
1. Prior year supplemental county and municipal aid	\$47,709.22
2. Increase due to sales tax revenue including adjustments (<i>district changes</i>)	\$1,097.31
3. Total Supplemental County and Municipal Aid (<i>sum of Lines 1 and 2</i>)	\$48,806.53

Expenditure Restraint Incentive Program

- Only municipalities are eligible to receive Expenditure Restraint Incentive Program (ERIP) payments
- Under state law, in 2025, each municipality will receive a payment that is equal to the amount of the payment received by the municipality in 2024 (sec. 79.05(4), Wis. Stats., from 2023 WI Act 12 – notwithstanding subs. (2) and (3))

Contact Information

If you have questions, contact us at lgs@wisconsin.gov, (608) 266-8618 or (608) 261-5167.



State of Wisconsin • DEPARTMENT OF REVENUE

DIVISION OF STATE AND LOCAL FINANCE • BUREAU OF LOCAL GOVERNMENT SERVICES • 2135 RIMROCK RD MADISON, WI 53713

Mailing Address:
PO Box 8971 #6-97
Madison WI 53708-8971
Fax: (608) 264-6887
lgs@wisconsin.gov

September 13, 2024

DEBRA MERCIER
TOWN OF GREEN BAY
5659 DELCORE RD
NEW FRANKEN WI 54229-9310

Notice of Shared Revenue – 2025 Original Estimate

Notice Information

The Wisconsin Department of Revenue (DOR) is providing the **estimated** shared revenue amounts your local government will receive in 2025 under current state law for county and municipal aid, supplemental county and municipal aid, utility aid and the expenditure restraint incentive program. This does not include adjustments, shown on the July and November payment notices.

District	TOWN OF GREEN BAY	County	BROWN	Co-muni code	05-014
-----------------	-------------------	---------------	-------	---------------------	--------

Estimate Information

For an explanation of each aid payment listed below, review the additional information in this notice.

2025 Original Estimate	
1. County and municipal aid	\$21,163.32
2. Utility aid	\$8,969.63
3. Supplemental county and municipal aid	\$68,717.39
4. Expenditure restraint incentive program	\$0.00
5. Total Estimated 2025 Payments (sum of Lines 1-4)	\$98,850.34

Payment Information

Your local government will receive two distributions in 2025 :

- July 28, 2025: 15% of Line 1, 2, and 3 and 100% of Line 4 (*shown above*)
- November 17, 2025: balance of your 2025 aid payments

County and Municipal Aid

Under state law, the county and municipal aid paid to each county and municipality must be equal to the amount determined in 2012 (sec. 79.036, Wis. Stats.) and adjusted for fallen protective services insurance reimbursement (sec. 79.036(4), Wis. Stats.).

County and Municipal Aid Calculation	
1. Prior year county and municipal aid	\$20,689.00
2. Increase due to sales tax revenue, including adjustments (<i>district changes</i>)	\$475.85
3. Fallen protective services insurance adjustment	-\$1.53
4. Fallen protective services insurance reimbursement (<i>reported to DOR</i>)	\$0.00
5. Total County and Municipal Aid (sum of Lines 1-4)	\$21,163.32

Utility Aid

- Under state law, utility aid is distributed to each county and municipality where tax-exempt utility property is located (sec. 79.04, Wis. Stats.)
- Utility companies report utility property information to DOR annually
- DOR uses the provided information to accurately calculate utility aid (*shown below*)

Utility Aid Calculation	
1. Net book value, as of December 31, 2024 (including expected additions/retirements)	\$2,989,877.00
2. Total net book value payment	\$8,969.63
3. Minimum payment	\$0.00
4. Megawatt capacity	0.0
5. Megawatt capacity payment	\$0.00
6. Closed/decommissioned production plant (phased down) payment	\$0.00
7. Subtotal (sum of Lines 2, 3, 5 and 6)	\$8,969.63
8. Population cap	\$928,200.00
9. Adjusted subtotal (lesser of Line 7 or Line 8)	\$8,969.63
10. Adjacent site incentive payment	\$0.00
11. Baseload incentive payment	\$0.00
12. Co-generation incentive payment	\$0.00
13. Alternative energy incentive payment	\$0.00
14. Total incentive payments (sum of Lines 10 through 13)	\$0.00
15. Spent nuclear fuel payment	\$0.00
16. Total Utility Aid – this is the utility aid payment listed on the front of the estimate (sum of Lines 9, 14 and 15)	\$8,969.63

Supplemental County and Municipal Aid

- Under state law, supplemental county and municipal aid paid to each county and municipality is determined by 2023 Wisconsin Act 12 (sec. 79.037, Wis. Stats.)
- For detailed information, review [county and municipal aid spreadsheet](#)

Supplemental County and Municipal Aid Calculation	
1. Prior year supplemental county and municipal aid	\$67,172.42
2. Increase due to sales tax revenue including adjustments (district changes)	\$1,544.97
3. Total Supplemental County and Municipal Aid (sum of Lines 1 and 2)	\$68,717.39

Expenditure Restraint Incentive Program

- Only municipalities are eligible to receive Expenditure Restraint Incentive Program (ERIP) payments
- Under state law, in 2025, each municipality will receive a payment that is equal to the amount of the payment received by the municipality in 2024 (sec. 79.05(4), Wis. Stats., from 2023 WI Act 12 – notwithstanding subs. (2) and (3))

Contact Information

If you have questions, contact us at lgs@wisconsin.gov, (608) 266-8618 or (608) 261-5167.



State of Wisconsin • DEPARTMENT OF REVENUE

DIVISION OF STATE AND LOCAL FINANCE • BUREAU OF LOCAL GOVERNMENT SERVICES • 2135 RIMROCK RD MADISON, WI 53713

Mailing Address:
PO Box 8971 #6-97
Madison WI 53708-8971
Fax: (608) 264-6887
lgs@wisconsin.gov

September 13, 2024

ELLEN SCHMIDT-HUBERS
TOWN OF HOLLAND
672 SCHMIDT RD
KAUKAUNA WI 54130

Notice of Shared Revenue – 2025 Original Estimate

Notice Information

The Wisconsin Department of Revenue (DOR) is providing the **estimated** shared revenue amounts your local government will receive in 2025 under current state law for county and municipal aid, supplemental county and municipal aid, utility aid and the expenditure restraint incentive program. This does not include adjustments, shown on the July and November payment notices.

District	TOWN OF HOLLAND	County	BROWN	Co-muni code	05-018
-----------------	-----------------	---------------	-------	---------------------	--------

Estimate Information

For an explanation of each aid payment listed below, review the additional information in this notice.

2025 Original Estimate	
1. County and municipal aid	\$48,417.87
2. Utility aid	\$0.00
3. Supplemental county and municipal aid	\$57,632.67
4. Expenditure restraint incentive program	\$0.00
5. Total Estimated 2025 Payments (sum of Lines 1-4)	\$106,050.54

Payment Information

Your local government will receive two distributions in 2025 :

- July 28, 2025: 15% of Line 1, 2, and 3 and 100% of Line 4 (*shown above*)
- November 17, 2025: balance of your 2025 aid payments

County and Municipal Aid

Under state law, the county and municipal aid paid to each county and municipality must be equal to the amount determined in 2012 (sec. 79.036, Wis. Stats.) and adjusted for fallen protective services insurance reimbursement (sec. 79.036(4), Wis. Stats.).

County and Municipal Aid Calculation	
1. Prior year county and municipal aid	\$47,332.72
2. Increase due to sales tax revenue, including adjustments (<i>district changes</i>)	\$1,088.65
3. Fallen protective services insurance adjustment	-\$3.50
4. Fallen protective services insurance reimbursement (<i>reported to DOR</i>)	\$0.00
5. Total County and Municipal Aid (sum of Lines 1-4)	\$48,417.87

Utility Aid

- Under state law, utility aid is distributed to each county and municipality where tax-exempt utility property is located (sec. 79.04, Wis. Stats.)
- Utility companies report utility property information to DOR annually
- DOR uses the provided information to accurately calculate utility aid (*shown below*)

Utility Aid Calculation	
1. Net book value, <i>as of December 31, 2024 (including expected additions/retirements)</i>	\$0.00
2. Total net book value payment	\$0.00
3. Minimum payment	\$0.00
4. Megawatt capacity	0.0
5. Megawatt capacity payment	\$0.00
6. Closed/decommissioned production plant (phased down) payment	\$0.00
7. Subtotal (<i>sum of Lines 2, 3, 5 and 6</i>)	\$0.00
8. Population cap	\$664,275.00
9. Adjusted subtotal (<i>lesser of Line 7 or Line 8</i>)	\$0.00
10. Adjacent site incentive payment	\$0.00
11. Baseload incentive payment	\$0.00
12. Co-generation incentive payment	\$0.00
13. Alternative energy incentive payment	\$0.00
14. Total incentive payments (<i>sum of Lines 10 through 13</i>)	\$0.00
15. Spent nuclear fuel payment	\$0.00
16. Total Utility Aid – this is the utility aid payment listed on the front of the estimate (<i>sum of Lines 9, 14 and 15</i>)	\$0.00

Supplemental County and Municipal Aid

- Under state law, supplemental county and municipal aid paid to each county and municipality is determined by 2023 Wisconsin Act 12 (sec. 79.037, Wis. Stats.)
- For detailed information, review [county and municipal aid spreadsheet](#)

Supplemental County and Municipal Aid Calculation	
1. Prior year supplemental county and municipal aid	\$56,336.92
2. Increase due to sales tax revenue including adjustments (<i>district changes</i>)	\$1,295.75
3. Total Supplemental County and Municipal Aid (<i>sum of Lines 1 and 2</i>)	\$57,632.67

Expenditure Restraint Incentive Program

- Only municipalities are eligible to receive Expenditure Restraint Incentive Program (ERIP) payments
- Under state law, in 2025, each municipality will receive a payment that is equal to the amount of the payment received by the municipality in 2024 (sec. 79.05(4), Wis. Stats., from 2023 WI Act 12 – notwithstanding subs. (2) and (3))

Contact Information

If you have questions, contact us at lgs@wisconsin.gov, (608) 266-8618 or (608) 261-5167.



State of Wisconsin • DEPARTMENT OF REVENUE

DIVISION OF STATE AND LOCAL FINANCE • BUREAU OF LOCAL GOVERNMENT SERVICES • 2135 RIMROCK RD MADISON, WI 53713

Mailing Address:
PO Box 8971 #6-97
Madison WI 53708-8971
Fax: (608) 264-6887
lgs@wisconsin.gov

September 13, 2024

JUDY BAIERL
TOWN OF HUMBOLDT
575 S NEW FRANKEN RD
GREEN BAY WI 54311-9244

Notice of Shared Revenue – 2025 Original Estimate

Notice Information

The Wisconsin Department of Revenue (DOR) is providing the **estimated** shared revenue amounts your local government will receive in 2025 under current state law for county and municipal aid, supplemental county and municipal aid, utility aid and the expenditure restraint incentive program. This does not include adjustments, shown on the July and November payment notices.

District	TOWN OF HUMBOLDT	County	BROWN	Co-muni code	05-022
-----------------	------------------	---------------	-------	---------------------	--------

Estimate Information

For an explanation of each aid payment listed below, review the additional information in this notice.

2025 Original Estimate	
1. County and municipal aid	\$63,230.06
2. Utility aid	\$0.00
3. Supplemental county and municipal aid	\$53,185.96
4. Expenditure restraint incentive program	\$0.00
5. Total Estimated 2025 Payments (sum of Lines 1-4)	\$116,416.02

Payment Information

Your local government will receive two distributions in 2025 :

- July 28, 2025: 15% of Line 1, 2, and 3 and 100% of Line 4 (*shown above*)
- November 17, 2025: balance of your 2025 aid payments

County and Municipal Aid

Under state law, the county and municipal aid paid to each county and municipality must be equal to the amount determined in 2012 (sec. 79.036, Wis. Stats.) and adjusted for fallen protective services insurance reimbursement (sec. 79.036(4), Wis. Stats.).

County and Municipal Aid Calculation	
1. Prior year county and municipal aid	\$61,812.93
2. Increase due to sales tax revenue, including adjustments (<i>district changes</i>)	\$1,421.70
3. Fallen protective services insurance adjustment	-\$4.57
4. Fallen protective services insurance reimbursement (<i>reported to DOR</i>)	\$0.00
5. Total County and Municipal Aid (sum of Lines 1-4)	\$63,230.06

Utility Aid

- Under state law, utility aid is distributed to each county and municipality where tax-exempt utility property is located (sec. 79.04, Wis. Stats.)
- Utility companies report utility property information to DOR annually
- DOR uses the provided information to accurately calculate utility aid (*shown below*)

Utility Aid Calculation	
1. Net book value, <i>as of December 31, 2024 (including expected additions/retirements)</i>	\$0.00
2. Total net book value payment	\$0.00
3. Minimum payment	\$0.00
4. Megawatt capacity	0.0
5. Megawatt capacity payment	\$0.00
6. Closed/decommissioned production plant (phased down) payment	\$0.00
7. Subtotal (<i>sum of Lines 2, 3, 5 and 6</i>)	\$0.00
8. Population cap	\$549,525.00
9. Adjusted subtotal (<i>lesser of Line 7 or Line 8</i>)	\$0.00
10. Adjacent site incentive payment	\$0.00
11. Baseload incentive payment	\$0.00
12. Co-generation incentive payment	\$0.00
13. Alternative energy incentive payment	\$0.00
14. Total incentive payments (<i>sum of Lines 10 through 13</i>)	\$0.00
15. Spent nuclear fuel payment	\$0.00
16. Total Utility Aid – this is the utility aid payment listed on the front of the estimate (<i>sum of Lines 9, 14 and 15</i>)	\$0.00

Supplemental County and Municipal Aid

- Under state law, supplemental county and municipal aid paid to each county and municipality is determined by 2023 Wisconsin Act 12 (sec. 79.037, Wis. Stats.)
- For detailed information, review [county and municipal aid spreadsheet](#)

Supplemental County and Municipal Aid Calculation	
1. Prior year supplemental county and municipal aid	\$51,990.19
2. Increase due to sales tax revenue including adjustments (<i>district changes</i>)	\$1,195.77
3. Total Supplemental County and Municipal Aid (<i>sum of Lines 1 and 2</i>)	\$53,185.96

Expenditure Restraint Incentive Program

- Only municipalities are eligible to receive Expenditure Restraint Incentive Program (ERIP) payments
- Under state law, in 2025, each municipality will receive a payment that is equal to the amount of the payment received by the municipality in 2024 (sec. 79.05(4), Wis. Stats., from 2023 WI Act 12 – notwithstanding subs. (2) and (3))

Contact Information

If you have questions, contact us at lgs@wisconsin.gov, (608) 266-8618 or (608) 261-5167.



State of Wisconsin • DEPARTMENT OF REVENUE

DIVISION OF STATE AND LOCAL FINANCE • BUREAU OF LOCAL GOVERNMENT SERVICES • 2135 RIMROCK RD MADISON, WI 53713

Mailing Address:
PO Box 8971 #6-97
Madison WI 53708-8971
Fax: (608) 264-6887
lgs@wisconsin.gov

September 13, 2024

CINDY KOCKEN
TOWN OF LAWRENCE
2400 SHADY CT
DE PERE WI 54115-9410

Notice of Shared Revenue – 2025 Original Estimate

Notice Information

The Wisconsin Department of Revenue (DOR) is providing the **estimated** shared revenue amounts your local government will receive in 2025 under current state law for county and municipal aid, supplemental county and municipal aid, utility aid and the expenditure restraint incentive program. This does not include adjustments, shown on the July and November payment notices.

District	TOWN OF LAWRENCE	County	BROWN	Co-muni code	05-024
-----------------	------------------	---------------	-------	---------------------	--------

Estimate Information

For an explanation of each aid payment listed below, review the additional information in this notice.

2025 Original Estimate	
1. County and municipal aid	\$18,426.58
2. Utility aid	\$20,251.91
3. Supplemental county and municipal aid	\$182,339.36
4. Expenditure restraint incentive program	\$0.00
5. Total Estimated 2025 Payments (sum of Lines 1-4)	\$221,017.85

Payment Information

Your local government will receive two distributions in 2025 :

- July 28, 2025: 15% of Line 1, 2, and 3 and 100% of Line 4 (*shown above*)
- November 17, 2025: balance of your 2025 aid payments

County and Municipal Aid

Under state law, the county and municipal aid paid to each county and municipality must be equal to the amount determined in 2012 (sec. 79.036, Wis. Stats.) and adjusted for fallen protective services insurance reimbursement (sec. 79.036(4), Wis. Stats.).

County and Municipal Aid Calculation	
1. Prior year county and municipal aid	\$18,013.60
2. Increase due to sales tax revenue, including adjustments (<i>district changes</i>)	\$414.31
3. Fallen protective services insurance adjustment	-\$1.33
4. Fallen protective services insurance reimbursement (<i>reported to DOR</i>)	\$0.00
5. Total County and Municipal Aid (sum of Lines 1-4)	\$18,426.58

Utility Aid

- Under state law, utility aid is distributed to each county and municipality where tax-exempt utility property is located (sec. 79.04, Wis. Stats.)
- Utility companies report utility property information to DOR annually
- DOR uses the provided information to accurately calculate utility aid (*shown below*)

Utility Aid Calculation	
1. Net book value, <i>as of December 31, 2024 (including expected additions/retirements)</i>	\$6,750,638.00
2. Total net book value payment	\$20,251.91
3. Minimum payment	\$0.00
4. Megawatt capacity	0.0
5. Megawatt capacity payment	\$0.00
6. Closed/decommissioned production plant (phased down) payment	\$0.00
7. Subtotal (<i>sum of Lines 2, 3, 5 and 6</i>)	\$20,251.91
8. Population cap	\$2,992,850.00
9. Adjusted subtotal (<i>lesser of Line 7 or Line 8</i>)	\$20,251.91
10. Adjacent site incentive payment	\$0.00
11. Baseload incentive payment	\$0.00
12. Co-generation incentive payment	\$0.00
13. Alternative energy incentive payment	\$0.00
14. Total incentive payments (<i>sum of Lines 10 through 13</i>)	\$0.00
15. Spent nuclear fuel payment	\$0.00
16. Total Utility Aid – this is the utility aid payment listed on the front of the estimate (<i>sum of Lines 9, 14 and 15</i>)	\$20,251.91

Supplemental County and Municipal Aid

- Under state law, supplemental county and municipal aid paid to each county and municipality is determined by 2023 Wisconsin Act 12 (sec. 79.037, Wis. Stats.)
- For detailed information, review [county and municipal aid spreadsheet](#)

Supplemental County and Municipal Aid Calculation	
1. Prior year supplemental county and municipal aid	\$178,239.84
2. Increase due to sales tax revenue including adjustments (<i>district changes</i>)	\$4,099.52
3. Total Supplemental County and Municipal Aid (<i>sum of Lines 1 and 2</i>)	\$182,339.36

Expenditure Restraint Incentive Program

- Only municipalities are eligible to receive Expenditure Restraint Incentive Program (ERIP) payments
- Under state law, in 2025, each municipality will receive a payment that is equal to the amount of the payment received by the municipality in 2024 (sec. 79.05(4), Wis. Stats., from 2023 WI Act 12 – notwithstanding subs. (2) and (3))

Contact Information

If you have questions, contact us at lgs@wisconsin.gov, (608) 266-8618 or (608) 261-5167.



State of Wisconsin • DEPARTMENT OF REVENUE

DIVISION OF STATE AND LOCAL FINANCE • BUREAU OF LOCAL GOVERNMENT SERVICES • 2135 RIMROCK RD MADISON, WI 53713

Mailing Address:
PO Box 8971 #6-97
Madison WI 53708-8971
Fax: (608) 264-6887
lgs@wisconsin.gov

September 13, 2024

JENNIFER BROICH
TOWN OF LEDGEVIEW
3700 DICKINSON RD
DE PERE WI 54115-8797

Notice of Shared Revenue – 2025 Original Estimate

Notice Information

The Wisconsin Department of Revenue (DOR) is providing the **estimated** shared revenue amounts your local government will receive in 2025 under current state law for county and municipal aid, supplemental county and municipal aid, utility aid and the expenditure restraint incentive program. This does not include adjustments, shown on the July and November payment notices.

District	TOWN OF LEDGEVIEW	County	BROWN	Co-muni code	05-025
-----------------	-------------------	---------------	-------	---------------------	--------

Estimate Information

For an explanation of each aid payment listed below, review the additional information in this notice.

2025 Original Estimate	
1. County and municipal aid	\$25,411.69
2. Utility aid	\$11,333.12
3. Supplemental county and municipal aid	\$243,395.03
4. Expenditure restraint incentive program	\$0.00
5. Total Estimated 2025 Payments (sum of Lines 1-4)	\$280,139.84

Payment Information

Your local government will receive two distributions in 2025 :

- July 28, 2025: 15% of Line 1, 2, and 3 and 100% of Line 4 (*shown above*)
- November 17, 2025: balance of your 2025 aid payments

County and Municipal Aid

Under state law, the county and municipal aid paid to each county and municipality must be equal to the amount determined in 2012 (sec. 79.036, Wis. Stats.) and adjusted for fallen protective services insurance reimbursement (sec. 79.036(4), Wis. Stats.).

County and Municipal Aid Calculation	
1. Prior year county and municipal aid	\$24,842.16
2. Increase due to sales tax revenue, including adjustments (<i>district changes</i>)	\$571.37
3. Fallen protective services insurance adjustment	-\$1.84
4. Fallen protective services insurance reimbursement (<i>reported to DOR</i>)	\$0.00
5. Total County and Municipal Aid (sum of Lines 1-4)	\$25,411.69

Utility Aid

- Under state law, utility aid is distributed to each county and municipality where tax-exempt utility property is located (sec. 79.04, Wis. Stats.)
- Utility companies report utility property information to DOR annually
- DOR uses the provided information to accurately calculate utility aid (*shown below*)

Utility Aid Calculation	
1. Net book value, <i>as of December 31, 2024 (including expected additions/retirements)</i>	\$3,777,706.00
2. Total net book value payment	\$11,333.12
3. Minimum payment	\$0.00
4. Megawatt capacity	0.0
5. Megawatt capacity payment	\$0.00
6. Closed/decommissioned production plant (phased down) payment	\$0.00
7. Subtotal (<i>sum of Lines 2, 3, 5 and 6</i>)	\$11,333.12
8. Population cap	\$4,216,000.00
9. Adjusted subtotal (<i>lesser of Line 7 or Line 8</i>)	\$11,333.12
10. Adjacent site incentive payment	\$0.00
11. Baseload incentive payment	\$0.00
12. Co-generation incentive payment	\$0.00
13. Alternative energy incentive payment	\$0.00
14. Total incentive payments (<i>sum of Lines 10 through 13</i>)	\$0.00
15. Spent nuclear fuel payment	\$0.00
16. Total Utility Aid – this is the utility aid payment listed on the front of the estimate (<i>sum of Lines 9, 14 and 15</i>)	\$11,333.12

Supplemental County and Municipal Aid

- Under state law, supplemental county and municipal aid paid to each county and municipality is determined by 2023 Wisconsin Act 12 (sec. 79.037, Wis. Stats.)
- For detailed information, review [county and municipal aid spreadsheet](#)

Supplemental County and Municipal Aid Calculation	
1. Prior year supplemental county and municipal aid	\$237,922.81
2. Increase due to sales tax revenue including adjustments (<i>district changes</i>)	\$5,472.22
3. Total Supplemental County and Municipal Aid (<i>sum of Lines 1 and 2</i>)	\$243,395.03

Expenditure Restraint Incentive Program

- Only municipalities are eligible to receive Expenditure Restraint Incentive Program (ERIP) payments
- Under state law, in 2025, each municipality will receive a payment that is equal to the amount of the payment received by the municipality in 2024 (sec. 79.05(4), Wis. Stats., from 2023 WI Act 12 – notwithstanding subs. (2) and (3))

Contact Information

If you have questions, contact us at lgs@wisconsin.gov, (608) 266-8618 or (608) 261-5167.



State of Wisconsin • DEPARTMENT OF REVENUE

DIVISION OF STATE AND LOCAL FINANCE • BUREAU OF LOCAL GOVERNMENT SERVICES • 2135 RIMROCK RD MADISON, WI 53713

Mailing Address:
PO Box 8971 #6-97
Madison WI 53708-8971
Fax: (608) 264-6887
lgs@wisconsin.gov

September 13, 2024

COLLEEN MAGLEY
TOWN OF MORRISON
3792 PARK RD
GREENLEAF WI 54126-9323

Notice of Shared Revenue – 2025 Original Estimate

Notice Information

The Wisconsin Department of Revenue (DOR) is providing the **estimated** shared revenue amounts your local government will receive in 2025 under current state law for county and municipal aid, supplemental county and municipal aid, utility aid and the expenditure restraint incentive program. This does not include adjustments, shown on the July and November payment notices.

District	TOWN OF MORRISON	County	BROWN	Co-muni code	05-026
-----------------	------------------	---------------	-------	---------------------	--------

Estimate Information

For an explanation of each aid payment listed below, review the additional information in this notice.

2025 Original Estimate	
1. County and municipal aid	\$68,782.40
2. Utility aid	\$0.00
3. Supplemental county and municipal aid	\$59,864.06
4. Expenditure restraint incentive program	\$0.00
5. Total Estimated 2025 Payments (sum of Lines 1-4)	\$128,646.46

Payment Information

Your local government will receive two distributions in 2025 :

- July 28, 2025: 15% of Line 1, 2, and 3 and 100% of Line 4 (*shown above*)
- November 17, 2025: balance of your 2025 aid payments

County and Municipal Aid

Under state law, the county and municipal aid paid to each county and municipality must be equal to the amount determined in 2012 (sec. 79.036, Wis. Stats.) and adjusted for fallen protective services insurance reimbursement (sec. 79.036(4), Wis. Stats.).

County and Municipal Aid Calculation	
1. Prior year county and municipal aid	\$67,240.83
2. Increase due to sales tax revenue, including adjustments (<i>district changes</i>)	\$1,546.54
3. Fallen protective services insurance adjustment	-\$4.97
4. Fallen protective services insurance reimbursement (<i>reported to DOR</i>)	\$0.00
5. Total County and Municipal Aid (sum of Lines 1-4)	\$68,782.40

Utility Aid

- Under state law, utility aid is distributed to each county and municipality where tax-exempt utility property is located (sec. 79.04, Wis. Stats.)
- Utility companies report utility property information to DOR annually
- DOR uses the provided information to accurately calculate utility aid (*shown below*)

Utility Aid Calculation	
1. Net book value, <i>as of December 31, 2024 (including expected additions/retirements)</i>	\$0.00
2. Total net book value payment	\$0.00
3. Minimum payment	\$0.00
4. Megawatt capacity	0.0
5. Megawatt capacity payment	\$0.00
6. Closed/decommissioned production plant (phased down) payment	\$0.00
7. Subtotal (<i>sum of Lines 2, 3, 5 and 6</i>)	\$0.00
8. Population cap	\$720,800.00
9. Adjusted subtotal (<i>lesser of Line 7 or Line 8</i>)	\$0.00
10. Adjacent site incentive payment	\$0.00
11. Baseload incentive payment	\$0.00
12. Co-generation incentive payment	\$0.00
13. Alternative energy incentive payment	\$0.00
14. Total incentive payments (<i>sum of Lines 10 through 13</i>)	\$0.00
15. Spent nuclear fuel payment	\$0.00
16. Total Utility Aid – this is the utility aid payment listed on the front of the estimate (<i>sum of Lines 9, 14 and 15</i>)	\$0.00

Supplemental County and Municipal Aid

- Under state law, supplemental county and municipal aid paid to each county and municipality is determined by 2023 Wisconsin Act 12 (sec. 79.037, Wis. Stats.)
- For detailed information, review [county and municipal aid spreadsheet](#)

Supplemental County and Municipal Aid Calculation	
1. Prior year supplemental county and municipal aid	\$58,518.14
2. Increase due to sales tax revenue including adjustments (<i>district changes</i>)	\$1,345.92
3. Total Supplemental County and Municipal Aid (<i>sum of Lines 1 and 2</i>)	\$59,864.06

Expenditure Restraint Incentive Program

- Only municipalities are eligible to receive Expenditure Restraint Incentive Program (ERIP) payments
- Under state law, in 2025, each municipality will receive a payment that is equal to the amount of the payment received by the municipality in 2024 (sec. 79.05(4), Wis. Stats., from 2023 WI Act 12 – notwithstanding subs. (2) and (3))

Contact Information

If you have questions, contact us at lgs@wisconsin.gov, (608) 266-8618 or (608) 261-5167.



State of Wisconsin • DEPARTMENT OF REVENUE

DIVISION OF STATE AND LOCAL FINANCE • BUREAU OF LOCAL GOVERNMENT SERVICES • 2135 RIMROCK RD MADISON, WI 53713

Mailing Address:
PO Box 8971 #6-97
Madison WI 53708-8971
Fax: (608) 264-6887
lgs@wisconsin.gov

September 13, 2024

MICHELLE WALLERIUS
TOWN OF NEW DENMARK
5993 W CHERNEY RD
DENMARK WI 54208-8939

Notice of Shared Revenue – 2025 Original Estimate

Notice Information

The Wisconsin Department of Revenue (DOR) is providing the **estimated** shared revenue amounts your local government will receive in 2025 under current state law for county and municipal aid, supplemental county and municipal aid, utility aid and the expenditure restraint incentive program. This does not include adjustments, shown on the July and November payment notices.

District	TOWN OF NEW DENMARK	County	BROWN	Co-muni code	05-028
-----------------	---------------------	---------------	-------	---------------------	--------

Estimate Information

For an explanation of each aid payment listed below, review the additional information in this notice.

2025 Original Estimate	
1. County and municipal aid	\$29,158.32
2. Utility aid	\$14.53
3. Supplemental county and municipal aid	\$57,443.84
4. Expenditure restraint incentive program	\$0.00
5. Total Estimated 2025 Payments (sum of Lines 1-4)	\$86,616.69

Payment Information

Your local government will receive two distributions in 2025 :

- July 28, 2025: 15% of Line 1, 2, and 3 and 100% of Line 4 (*shown above*)
- November 17, 2025: balance of your 2025 aid payments

County and Municipal Aid

Under state law, the county and municipal aid paid to each county and municipality must be equal to the amount determined in 2012 (sec. 79.036, Wis. Stats.) and adjusted for fallen protective services insurance reimbursement (sec. 79.036(4), Wis. Stats.).

County and Municipal Aid Calculation	
1. Prior year county and municipal aid	\$28,504.82
2. Increase due to sales tax revenue, including adjustments (<i>district changes</i>)	\$655.61
3. Fallen protective services insurance adjustment	-\$2.11
4. Fallen protective services insurance reimbursement (<i>reported to DOR</i>)	\$0.00
5. Total County and Municipal Aid (sum of Lines 1-4)	\$29,158.32

Utility Aid

- Under state law, utility aid is distributed to each county and municipality where tax-exempt utility property is located (sec. 79.04, Wis. Stats.)
- Utility companies report utility property information to DOR annually
- DOR uses the provided information to accurately calculate utility aid (*shown below*)

Utility Aid Calculation	
1. Net book value, <i>as of December 31, 2024 (including expected additions/retirements)</i>	\$4,843.00
2. Total net book value payment	\$14.53
3. Minimum payment	\$0.00
4. Megawatt capacity	0.0
5. Megawatt capacity payment	\$0.00
6. Closed/decommissioned production plant (phased down) payment	\$0.00
7. Subtotal (<i>sum of Lines 2, 3, 5 and 6</i>)	\$14.53
8. Population cap	\$660,875.00
9. Adjusted subtotal (<i>lesser of Line 7 or Line 8</i>)	\$14.53
10. Adjacent site incentive payment	\$0.00
11. Baseload incentive payment	\$0.00
12. Co-generation incentive payment	\$0.00
13. Alternative energy incentive payment	\$0.00
14. Total incentive payments (<i>sum of Lines 10 through 13</i>)	\$0.00
15. Spent nuclear fuel payment	\$0.00
16. Total Utility Aid – this is the utility aid payment listed on the front of the estimate (<i>sum of Lines 9, 14 and 15</i>)	\$14.53

Supplemental County and Municipal Aid

- Under state law, supplemental county and municipal aid paid to each county and municipality is determined by 2023 Wisconsin Act 12 (sec. 79.037, Wis. Stats.)
- For detailed information, review [county and municipal aid spreadsheet](#)

Supplemental County and Municipal Aid Calculation	
1. Prior year supplemental county and municipal aid	\$56,152.34
2. Increase due to sales tax revenue including adjustments (<i>district changes</i>)	\$1,291.50
3. Total Supplemental County and Municipal Aid (<i>sum of Lines 1 and 2</i>)	\$57,443.84

Expenditure Restraint Incentive Program

- Only municipalities are eligible to receive Expenditure Restraint Incentive Program (ERIP) payments
- Under state law, in 2025, each municipality will receive a payment that is equal to the amount of the payment received by the municipality in 2024 (sec. 79.05(4), Wis. Stats., from 2023 WI Act 12 – notwithstanding subs. (2) and (3))

Contact Information

If you have questions, contact us at lgs@wisconsin.gov, (608) 266-8618 or (608) 261-5167.



State of Wisconsin • DEPARTMENT OF REVENUE

DIVISION OF STATE AND LOCAL FINANCE • BUREAU OF LOCAL GOVERNMENT SERVICES • 2135 RIMROCK RD MADISON, WI 53713

Mailing Address:
PO Box 8971 #6-97
Madison WI 53708-8971
Fax: (608) 264-6887
lgs@wisconsin.gov

September 13, 2024

DEB DIEDERICH
TOWN OF PITTSFIELD
6532 OLD 29 RD
SEYMOUR WI 54165

Notice of Shared Revenue – 2025 Original Estimate

Notice Information

The Wisconsin Department of Revenue (DOR) is providing the **estimated** shared revenue amounts your local government will receive in 2025 under current state law for county and municipal aid, supplemental county and municipal aid, utility aid and the expenditure restraint incentive program. This does not include adjustments, shown on the July and November payment notices.

District	TOWN OF PITTSFIELD	County	BROWN	Co-muni code	05-030
-----------------	--------------------	---------------	-------	---------------------	--------

Estimate Information

For an explanation of each aid payment listed below, review the additional information in this notice.

2025 Original Estimate	
1. County and municipal aid	\$34,628.29
2. Utility aid	\$0.00
3. Supplemental county and municipal aid	\$78,953.32
4. Expenditure restraint incentive program	\$0.00
5. Total Estimated 2025 Payments (sum of Lines 1-4)	\$113,581.61

Payment Information

Your local government will receive two distributions in 2025 :

- July 28, 2025: 15% of Line 1, 2, and 3 and 100% of Line 4 (*shown above*)
- November 17, 2025: balance of your 2025 aid payments

County and Municipal Aid

Under state law, the county and municipal aid paid to each county and municipality must be equal to the amount determined in 2012 (sec. 79.036, Wis. Stats.) and adjusted for fallen protective services insurance reimbursement (sec. 79.036(4), Wis. Stats.).

County and Municipal Aid Calculation	
1. Prior year county and municipal aid	\$33,852.19
2. Increase due to sales tax revenue, including adjustments (<i>district changes</i>)	\$778.60
3. Fallen protective services insurance adjustment	-\$2.50
4. Fallen protective services insurance reimbursement (<i>reported to DOR</i>)	\$0.00
5. Total County and Municipal Aid (sum of Lines 1-4)	\$34,628.29

Utility Aid

- Under state law, utility aid is distributed to each county and municipality where tax-exempt utility property is located (sec. 79.04, Wis. Stats.)
- Utility companies report utility property information to DOR annually
- DOR uses the provided information to accurately calculate utility aid (*shown below*)

Utility Aid Calculation	
1. Net book value, <i>as of December 31, 2024 (including expected additions/retirements)</i>	\$0.00
2. Total net book value payment	\$0.00
3. Minimum payment	\$0.00
4. Megawatt capacity	0.0
5. Megawatt capacity payment	\$0.00
6. Closed/decommissioned production plant (phased down) payment	\$0.00
7. Subtotal (<i>sum of Lines 2, 3, 5 and 6</i>)	\$0.00
8. Population cap	\$1,201,050.00
9. Adjusted subtotal (<i>lesser of Line 7 or Line 8</i>)	\$0.00
10. Adjacent site incentive payment	\$0.00
11. Baseload incentive payment	\$0.00
12. Co-generation incentive payment	\$0.00
13. Alternative energy incentive payment	\$0.00
14. Total incentive payments (<i>sum of Lines 10 through 13</i>)	\$0.00
15. Spent nuclear fuel payment	\$0.00
16. Total Utility Aid – this is the utility aid payment listed on the front of the estimate (<i>sum of Lines 9, 14 and 15</i>)	\$0.00

Supplemental County and Municipal Aid

- Under state law, supplemental county and municipal aid paid to each county and municipality is determined by 2023 Wisconsin Act 12 (sec. 79.037, Wis. Stats.)
- For detailed information, review [county and municipal aid spreadsheet](#)

Supplemental County and Municipal Aid Calculation	
1. Prior year supplemental county and municipal aid	\$77,178.22
2. Increase due to sales tax revenue including adjustments (<i>district changes</i>)	\$1,775.10
3. Total Supplemental County and Municipal Aid (<i>sum of Lines 1 and 2</i>)	\$78,953.32

Expenditure Restraint Incentive Program

- Only municipalities are eligible to receive Expenditure Restraint Incentive Program (ERIP) payments
- Under state law, in 2025, each municipality will receive a payment that is equal to the amount of the payment received by the municipality in 2024 (sec. 79.05(4), Wis. Stats., from 2023 WI Act 12 – notwithstanding subs. (2) and (3))

Contact Information

If you have questions, contact us at lgs@wisconsin.gov, (608) 266-8618 or (608) 261-5167.



State of Wisconsin • DEPARTMENT OF REVENUE

DIVISION OF STATE AND LOCAL FINANCE • BUREAU OF LOCAL GOVERNMENT SERVICES • 2135 RIMROCK RD MADISON, WI 53713

Mailing Address:
PO Box 8971 #6-97
Madison WI 53708-8971
Fax: (608) 264-6887
lgs@wisconsin.gov

September 13, 2024

JULIE KOENIG
TOWN OF ROCKLAND
1712 BOB-BEA-JAN RD
DE PERE WI 54115-8632

Notice of Shared Revenue – 2025 Original Estimate

Notice Information

The Wisconsin Department of Revenue (DOR) is providing the **estimated** shared revenue amounts your local government will receive in 2025 under current state law for county and municipal aid, supplemental county and municipal aid, utility aid and the expenditure restraint incentive program. This does not include adjustments, shown on the July and November payment notices.

District	TOWN OF ROCKLAND	County	BROWN	Co-muni code	05-034
-----------------	------------------	---------------	-------	---------------------	--------

Estimate Information

For an explanation of each aid payment listed below, review the additional information in this notice.

2025 Original Estimate	
1. County and municipal aid	\$18,883.69
2. Utility aid	\$2,777.25
3. Supplemental county and municipal aid	\$61,254.20
4. Expenditure restraint incentive program	\$0.00
5. Total Estimated 2025 Payments (sum of Lines 1-4)	\$82,915.14

Payment Information

Your local government will receive two distributions in 2025 :

- July 28, 2025: 15% of Line 1, 2, and 3 and 100% of Line 4 (*shown above*)
- November 17, 2025: balance of your 2025 aid payments

County and Municipal Aid

Under state law, the county and municipal aid paid to each county and municipality must be equal to the amount determined in 2012 (sec. 79.036, Wis. Stats.) and adjusted for fallen protective services insurance reimbursement (sec. 79.036(4), Wis. Stats.).

County and Municipal Aid Calculation	
1. Prior year county and municipal aid	\$18,460.46
2. Increase due to sales tax revenue, including adjustments (<i>district changes</i>)	\$424.59
3. Fallen protective services insurance adjustment	-\$1.36
4. Fallen protective services insurance reimbursement (<i>reported to DOR</i>)	\$0.00
5. Total County and Municipal Aid (sum of Lines 1-4)	\$18,883.69

Utility Aid

- Under state law, utility aid is distributed to each county and municipality where tax-exempt utility property is located (sec. 79.04, Wis. Stats.)
- Utility companies report utility property information to DOR annually
- DOR uses the provided information to accurately calculate utility aid (*shown below*)

Utility Aid Calculation	
1. Net book value, <i>as of December 31, 2024 (including expected additions/retirements)</i>	\$925,750.00
2. Total net book value payment	\$2,777.25
3. Minimum payment	\$0.00
4. Megawatt capacity	0.0
5. Megawatt capacity payment	\$0.00
6. Closed/decommissioned production plant (phased down) payment	\$0.00
7. Subtotal (<i>sum of Lines 2, 3, 5 and 6</i>)	\$2,777.25
8. Population cap	\$768,825.00
9. Adjusted subtotal (<i>lesser of Line 7 or Line 8</i>)	\$2,777.25
10. Adjacent site incentive payment	\$0.00
11. Baseload incentive payment	\$0.00
12. Co-generation incentive payment	\$0.00
13. Alternative energy incentive payment	\$0.00
14. Total incentive payments (<i>sum of Lines 10 through 13</i>)	\$0.00
15. Spent nuclear fuel payment	\$0.00
16. Total Utility Aid – this is the utility aid payment listed on the front of the estimate (<i>sum of Lines 9, 14 and 15</i>)	\$2,777.25

Supplemental County and Municipal Aid

- Under state law, supplemental county and municipal aid paid to each county and municipality is determined by 2023 Wisconsin Act 12 (sec. 79.037, Wis. Stats.)
- For detailed information, review [county and municipal aid spreadsheet](#)

Supplemental County and Municipal Aid Calculation	
1. Prior year supplemental county and municipal aid	\$59,877.03
2. Increase due to sales tax revenue including adjustments (<i>district changes</i>)	\$1,377.17
3. Total Supplemental County and Municipal Aid (<i>sum of Lines 1 and 2</i>)	\$61,254.20

Expenditure Restraint Incentive Program

- Only municipalities are eligible to receive Expenditure Restraint Incentive Program (ERIP) payments
- Under state law, in 2025, each municipality will receive a payment that is equal to the amount of the payment received by the municipality in 2024 (sec. 79.05(4), Wis. Stats., from 2023 WI Act 12 – notwithstanding subs. (2) and (3))

Contact Information

If you have questions, contact us at lgs@wisconsin.gov, (608) 266-8618 or (608) 261-5167.



State of Wisconsin • DEPARTMENT OF REVENUE

DIVISION OF STATE AND LOCAL FINANCE • BUREAU OF LOCAL GOVERNMENT SERVICES • 2135 RIMROCK RD MADISON, WI 53713

Mailing Address:
PO Box 8971 #6-97
Madison WI 53708-8971
Fax: (608) 264-6887
lgs@wisconsin.gov

September 13, 2024

JOHN ROTH
TOWN OF SCOTT
2621 JODY DR
NEW FRANKEN WI 54229-9602

Notice of Shared Revenue – 2025 Original Estimate

Notice Information

The Wisconsin Department of Revenue (DOR) is providing the **estimated** shared revenue amounts your local government will receive in 2025 under current state law for county and municipal aid, supplemental county and municipal aid, utility aid and the expenditure restraint incentive program. This does not include adjustments, shown on the July and November payment notices.

District	TOWN OF SCOTT	County	BROWN	Co-muni code	05-036
-----------------	---------------	---------------	-------	---------------------	--------

Estimate Information

For an explanation of each aid payment listed below, review the additional information in this notice.

2025 Original Estimate	
1. County and municipal aid	\$35,633.05
2. Utility aid	\$5,963.48
3. Supplemental county and municipal aid	\$93,496.74
4. Expenditure restraint incentive program	\$0.00
5. Total Estimated 2025 Payments (sum of Lines 1-4)	\$135,093.27

Payment Information

Your local government will receive two distributions in 2025 :

- July 28, 2025: 15% of Line 1, 2, and 3 and 100% of Line 4 (*shown above*)
- November 17, 2025: balance of your 2025 aid payments

County and Municipal Aid

Under state law, the county and municipal aid paid to each county and municipality must be equal to the amount determined in 2012 (sec. 79.036, Wis. Stats.) and adjusted for fallen protective services insurance reimbursement (sec. 79.036(4), Wis. Stats.).

County and Municipal Aid Calculation	
1. Prior year county and municipal aid	\$34,834.43
2. Increase due to sales tax revenue, including adjustments (<i>district changes</i>)	\$801.19
3. Fallen protective services insurance adjustment	-\$2.57
4. Fallen protective services insurance reimbursement (<i>reported to DOR</i>)	\$0.00
5. Total County and Municipal Aid (sum of Lines 1-4)	\$35,633.05

Utility Aid

- Under state law, utility aid is distributed to each county and municipality where tax-exempt utility property is located (sec. 79.04, Wis. Stats.)
- Utility companies report utility property information to DOR annually
- DOR uses the provided information to accurately calculate utility aid (*shown below*)

Utility Aid Calculation	
1. Net book value, <i>as of December 31, 2024 (including expected additions/retirements)</i>	\$1,987,825.00
2. Total net book value payment	\$5,963.48
3. Minimum payment	\$0.00
4. Megawatt capacity	0.0
5. Megawatt capacity payment	\$0.00
6. Closed/decommissioned production plant (phased down) payment	\$0.00
7. Subtotal (<i>sum of Lines 2, 3, 5 and 6</i>)	\$5,963.48
8. Population cap	\$1,574,625.00
9. Adjusted subtotal (<i>lesser of Line 7 or Line 8</i>)	\$5,963.48
10. Adjacent site incentive payment	\$0.00
11. Baseload incentive payment	\$0.00
12. Co-generation incentive payment	\$0.00
13. Alternative energy incentive payment	\$0.00
14. Total incentive payments (<i>sum of Lines 10 through 13</i>)	\$0.00
15. Spent nuclear fuel payment	\$0.00
16. Total Utility Aid – this is the utility aid payment listed on the front of the estimate (<i>sum of Lines 9, 14 and 15</i>)	\$5,963.48

Supplemental County and Municipal Aid

- Under state law, supplemental county and municipal aid paid to each county and municipality is determined by 2023 Wisconsin Act 12 (sec. 79.037, Wis. Stats.)
- For detailed information, review [county and municipal aid spreadsheet](#)

Supplemental County and Municipal Aid Calculation	
1. Prior year supplemental county and municipal aid	\$91,394.66
2. Increase due to sales tax revenue including adjustments (<i>district changes</i>)	\$2,102.08
3. Total Supplemental County and Municipal Aid (<i>sum of Lines 1 and 2</i>)	\$93,496.74

Expenditure Restraint Incentive Program

- Only municipalities are eligible to receive Expenditure Restraint Incentive Program (ERIP) payments
- Under state law, in 2025, each municipality will receive a payment that is equal to the amount of the payment received by the municipality in 2024 (sec. 79.05(4), Wis. Stats., from 2023 WI Act 12 – notwithstanding subs. (2) and (3))

Contact Information

If you have questions, contact us at lgs@wisconsin.gov, (608) 266-8618 or (608) 261-5167.



State of Wisconsin • DEPARTMENT OF REVENUE

DIVISION OF STATE AND LOCAL FINANCE • BUREAU OF LOCAL GOVERNMENT SERVICES • 2135 RIMROCK RD MADISON, WI 53713

Mailing Address:
PO Box 8971 #6-97
Madison WI 53708-8971
Fax: (608) 264-6887
lgs@wisconsin.gov

September 13, 2024

DONNA MARTZ AHL
TOWN OF WRIGHTSTOWN
PO BOX 175
GREENLEAF WI 54126-0175

Notice of Shared Revenue – 2025 Original Estimate

Notice Information

The Wisconsin Department of Revenue (DOR) is providing the **estimated** shared revenue amounts your local government will receive in 2025 under current state law for county and municipal aid, supplemental county and municipal aid, utility aid and the expenditure restraint incentive program. This does not include adjustments, shown on the July and November payment notices.

District	TOWN OF WRIGHTSTOWN	County	BROWN	Co-muni code	05-040
-----------------	---------------------	---------------	-------	---------------------	--------

Estimate Information

For an explanation of each aid payment listed below, review the additional information in this notice.

2025 Original Estimate	
1. County and municipal aid	\$61,393.66
2. Utility aid	\$10,235.78
3. Supplemental county and municipal aid	\$75,970.77
4. Expenditure restraint incentive program	\$0.00
5. Total Estimated 2025 Payments (sum of Lines 1-4)	\$147,600.21

Payment Information

Your local government will receive two distributions in 2025 :

- July 28, 2025: 15% of Line 1, 2, and 3 and 100% of Line 4 (*shown above*)
- November 17, 2025: balance of your 2025 aid payments

County and Municipal Aid

Under state law, the county and municipal aid paid to each county and municipality must be equal to the amount determined in 2012 (sec. 79.036, Wis. Stats.) and adjusted for fallen protective services insurance reimbursement (sec. 79.036(4), Wis. Stats.).

County and Municipal Aid Calculation	
1. Prior year county and municipal aid	\$60,017.69
2. Increase due to sales tax revenue, including adjustments (<i>district changes</i>)	\$1,380.41
3. Fallen protective services insurance adjustment	-\$4.44
4. Fallen protective services insurance reimbursement (<i>reported to DOR</i>)	\$0.00
5. Total County and Municipal Aid (sum of Lines 1-4)	\$61,393.66

Utility Aid

- Under state law, utility aid is distributed to each county and municipality where tax-exempt utility property is located (sec. 79.04, Wis. Stats.)
- Utility companies report utility property information to DOR annually
- DOR uses the provided information to accurately calculate utility aid (*shown below*)

Utility Aid Calculation	
1. Net book value, as of December 31, 2024 (including expected additions/retirements)	\$3,411,925.00
2. Total net book value payment	\$10,235.78
3. Minimum payment	\$0.00
4. Megawatt capacity	0.0
5. Megawatt capacity payment	\$0.00
6. Closed/decommissioned production plant (phased down) payment	\$0.00
7. Subtotal (sum of Lines 2, 3, 5 and 6)	\$10,235.78
8. Population cap	\$1,144,525.00
9. Adjusted subtotal (lesser of Line 7 or Line 8)	\$10,235.78
10. Adjacent site incentive payment	\$0.00
11. Baseload incentive payment	\$0.00
12. Co-generation incentive payment	\$0.00
13. Alternative energy incentive payment	\$0.00
14. Total incentive payments (sum of Lines 10 through 13)	\$0.00
15. Spent nuclear fuel payment	\$0.00
16. Total Utility Aid – this is the utility aid payment listed on the front of the estimate (sum of Lines 9, 14 and 15)	\$10,235.78

Supplemental County and Municipal Aid

- Under state law, supplemental county and municipal aid paid to each county and municipality is determined by 2023 Wisconsin Act 12 (sec. 79.037, Wis. Stats.)
- For detailed information, review [county and municipal aid spreadsheet](#)

Supplemental County and Municipal Aid Calculation	
1. Prior year supplemental county and municipal aid	\$74,262.73
2. Increase due to sales tax revenue including adjustments (<i>district changes</i>)	\$1,708.04
3. Total Supplemental County and Municipal Aid (sum of Lines 1 and 2)	\$75,970.77

Expenditure Restraint Incentive Program

- Only municipalities are eligible to receive Expenditure Restraint Incentive Program (ERIP) payments
- Under state law, in 2025, each municipality will receive a payment that is equal to the amount of the payment received by the municipality in 2024 (sec. 79.05(4), Wis. Stats., from 2023 WI Act 12 – notwithstanding subs. (2) and (3))

Contact Information

If you have questions, contact us at lgs@wisconsin.gov, (608) 266-8618 or (608) 261-5167.



State of Wisconsin • DEPARTMENT OF REVENUE

DIVISION OF STATE AND LOCAL FINANCE • BUREAU OF LOCAL GOVERNMENT SERVICES • 2135 RIMROCK RD MADISON, WI 53713

Mailing Address:
PO Box 8971 #6-97
Madison WI 53708-8971
Fax: (608) 264-6887
lgs@wisconsin.gov

September 13, 2024

CARRIE ZITLOW
VILLAGE OF ALLOUEZ
1900 LIBAL ST
GREEN BAY WI 54301-2453

Notice of Shared Revenue – 2025 Original Estimate

Notice Information

The Wisconsin Department of Revenue (DOR) is providing the **estimated** shared revenue amounts your local government will receive in 2025 under current state law for county and municipal aid, supplemental county and municipal aid, utility aid and the expenditure restraint incentive program. This does not include adjustments, shown on the July and November payment notices.

District	VILLAGE OF ALLOUEZ	County	BROWN	Co-muni code	05-102
-----------------	--------------------	---------------	-------	---------------------	--------

Estimate Information

For an explanation of each aid payment listed below, review the additional information in this notice.

2025 Original Estimate	
1. County and municipal aid	\$381,502.69
2. Utility aid	\$0.00
3. Supplemental county and municipal aid	\$349,789.30
4. Expenditure restraint incentive program	\$82,788.66
5. Total Estimated 2025 Payments (sum of Lines 1-4)	\$814,080.65

Payment Information

Your local government will receive two distributions in 2025 :

- July 28, 2025: 15% of Line 1, 2, and 3 and 100% of Line 4 (*shown above*)
- November 17, 2025: balance of your 2025 aid payments

County and Municipal Aid

Under state law, the county and municipal aid paid to each county and municipality must be equal to the amount determined in 2012 (sec. 79.036, Wis. Stats.) and adjusted for fallen protective services insurance reimbursement (sec. 79.036(4), Wis. Stats.).

County and Municipal Aid Calculation	
1. Prior year county and municipal aid	\$372,952.35
2. Increase due to sales tax revenue, including adjustments (<i>district changes</i>)	\$8,577.90
3. Fallen protective services insurance adjustment	-\$27.56
4. Fallen protective services insurance reimbursement (<i>reported to DOR</i>)	\$0.00
5. Total County and Municipal Aid (sum of Lines 1-4)	\$381,502.69

Utility Aid

- Under state law, utility aid is distributed to each county and municipality where tax-exempt utility property is located (sec. 79.04, Wis. Stats.)
- Utility companies report utility property information to DOR annually
- DOR uses the provided information to accurately calculate utility aid (*shown below*)

Utility Aid Calculation	
1. Net book value, <i>as of December 31, 2024 (including expected additions/retirements)</i>	\$0.00
2. Total net book value payment	\$0.00
3. Minimum payment	\$0.00
4. Megawatt capacity	0.0
5. Megawatt capacity payment	\$0.00
6. Closed/decommissioned production plant (phased down) payment	\$0.00
7. Subtotal (<i>sum of Lines 2, 3, 5 and 6</i>)	\$0.00
8. Population cap	\$5,916,000.00
9. Adjusted subtotal (<i>lesser of Line 7 or Line 8</i>)	\$0.00
10. Adjacent site incentive payment	\$0.00
11. Baseload incentive payment	\$0.00
12. Co-generation incentive payment	\$0.00
13. Alternative energy incentive payment	\$0.00
14. Total incentive payments (<i>sum of Lines 10 through 13</i>)	\$0.00
15. Spent nuclear fuel payment	\$0.00
16. Total Utility Aid – this is the utility aid payment listed on the front of the estimate (<i>sum of Lines 9, 14 and 15</i>)	\$0.00

Supplemental County and Municipal Aid

- Under state law, supplemental county and municipal aid paid to each county and municipality is determined by 2023 Wisconsin Act 12 (sec. 79.037, Wis. Stats.)
- For detailed information, review [county and municipal aid spreadsheet](#)

Supplemental County and Municipal Aid Calculation	
1. Prior year supplemental county and municipal aid	\$341,925.02
2. Increase due to sales tax revenue including adjustments (<i>district changes</i>)	\$7,864.28
3. Total Supplemental County and Municipal Aid (<i>sum of Lines 1 and 2</i>)	\$349,789.30

Expenditure Restraint Incentive Program

- Only municipalities are eligible to receive Expenditure Restraint Incentive Program (ERIP) payments
- Under state law, in 2025, each municipality will receive a payment that is equal to the amount of the payment received by the municipality in 2024 (sec. 79.05(4), Wis. Stats., from 2023 WI Act 12 – notwithstanding subs. (2) and (3))

Contact Information

If you have questions, contact us at lgs@wisconsin.gov, (608) 266-8618 or (608) 261-5167.



State of Wisconsin • DEPARTMENT OF REVENUE

DIVISION OF STATE AND LOCAL FINANCE • BUREAU OF LOCAL GOVERNMENT SERVICES • 2135 RIMROCK RD MADISON, WI 53713

Mailing Address:
PO Box 8971 #6-97
Madison WI 53708-8971
Fax: (608) 264-6887
lgs@wisconsin.gov

September 13, 2024

KRIS TESKE
VILLAGE OF ASHWAUBENON
2155 HOLMGREN WAY
ASHWAUBENON WI 54304-4605

Notice of Shared Revenue – 2025 Original Estimate

Notice Information

The Wisconsin Department of Revenue (DOR) is providing the **estimated** shared revenue amounts your local government will receive in 2025 under current state law for county and municipal aid, supplemental county and municipal aid, utility aid and the expenditure restraint incentive program. This does not include adjustments, shown on the July and November payment notices.

District	VILLAGE OF ASHWAUBENON	County	BROWN	Co-muni code	05-104
-----------------	------------------------	---------------	-------	---------------------	--------

Estimate Information

For an explanation of each aid payment listed below, review the additional information in this notice.

2025 Original Estimate	
1. County and municipal aid	\$224,029.57
2. Utility aid	\$306,754.75
3. Supplemental county and municipal aid	\$435,064.44
4. Expenditure restraint incentive program	\$32,462.48
5. Total Estimated 2025 Payments (sum of Lines 1-4)	\$998,311.24

Payment Information

Your local government will receive two distributions in 2025 :

- July 28, 2025: 15% of Line 1, 2, and 3 and 100% of Line 4 (*shown above*)
- November 17, 2025: balance of your 2025 aid payments

County and Municipal Aid

Under state law, the county and municipal aid paid to each county and municipality must be equal to the amount determined in 2012 (sec. 79.036, Wis. Stats.) and adjusted for fallen protective services insurance reimbursement (sec. 79.036(4), Wis. Stats.).

County and Municipal Aid Calculation	
1. Prior year county and municipal aid	\$219,008.56
2. Increase due to sales tax revenue, including adjustments (<i>district changes</i>)	\$5,037.20
3. Fallen protective services insurance adjustment	-\$16.19
4. Fallen protective services insurance reimbursement (<i>reported to DOR</i>)	\$0.00
5. Total County and Municipal Aid (sum of Lines 1-4)	\$224,029.57

Utility Aid

- Under state law, utility aid is distributed to each county and municipality where tax-exempt utility property is located (sec. 79.04, Wis. Stats.)
- Utility companies report utility property information to DOR annually
- DOR uses the provided information to accurately calculate utility aid (*shown below*)

Utility Aid Calculation	
1. Net book value, as of December 31, 2024 (including expected additions/retirements)	\$51,125,792.00
2. Total net book value payment	\$306,754.75
3. Minimum payment	\$0.00
4. Megawatt capacity	0.0
5. Megawatt capacity payment	\$0.00
6. Closed/decommissioned production plant (phased down) payment	\$0.00
7. Subtotal (sum of Lines 2, 3, 5 and 6)	\$306,754.75
8. Population cap	\$7,636,825.00
9. Adjusted subtotal (lesser of Line 7 or Line 8)	\$306,754.75
10. Adjacent site incentive payment	\$0.00
11. Baseload incentive payment	\$0.00
12. Co-generation incentive payment	\$0.00
13. Alternative energy incentive payment	\$0.00
14. Total incentive payments (sum of Lines 10 through 13)	\$0.00
15. Spent nuclear fuel payment	\$0.00
16. Total Utility Aid – this is the utility aid payment listed on the front of the estimate (sum of Lines 9, 14 and 15)	\$306,754.75

Supplemental County and Municipal Aid

- Under state law, supplemental county and municipal aid paid to each county and municipality is determined by 2023 Wisconsin Act 12 (sec. 79.037, Wis. Stats.)
- For detailed information, review [county and municipal aid spreadsheet](#)

Supplemental County and Municipal Aid Calculation	
1. Prior year supplemental county and municipal aid	\$425,282.93
2. Increase due to sales tax revenue including adjustments (district changes)	\$9,781.51
3. Total Supplemental County and Municipal Aid (sum of Lines 1 and 2)	\$435,064.44

Expenditure Restraint Incentive Program

- Only municipalities are eligible to receive Expenditure Restraint Incentive Program (ERIP) payments
- Under state law, in 2025, each municipality will receive a payment that is equal to the amount of the payment received by the municipality in 2024 (sec. 79.05(4), Wis. Stats., from 2023 WI Act 12 – notwithstanding subs. (2) and (3))

Contact Information

If you have questions, contact us at lgs@wisconsin.gov, (608) 266-8618 or (608) 261-5167.



State of Wisconsin • DEPARTMENT OF REVENUE

DIVISION OF STATE AND LOCAL FINANCE • BUREAU OF LOCAL GOVERNMENT SERVICES • 2135 RIMROCK RD MADISON, WI 53713

Mailing Address:
PO Box 8971 #6-97
Madison WI 53708-8971
Fax: (608) 264-6887
lgs@wisconsin.gov

September 13, 2024

MICHELLE SEIDL
VILLAGE OF BELLEVUE
2828 ALLOUEZ AVE
GREEN BAY WI 54311-6644

Notice of Shared Revenue – 2025 Original Estimate

Notice Information

The Wisconsin Department of Revenue (DOR) is providing the **estimated** shared revenue amounts your local government will receive in 2025 under current state law for county and municipal aid, supplemental county and municipal aid, utility aid and the expenditure restraint incentive program. This does not include adjustments, shown on the July and November payment notices.

District	VILLAGE OF BELLEVUE	County	BROWN	Co-muni code	05-106
-----------------	---------------------	---------------	-------	---------------------	--------

Estimate Information

For an explanation of each aid payment listed below, review the additional information in this notice.

2025 Original Estimate	
1. County and municipal aid	\$319,617.62
2. Utility aid	\$61,245.52
3. Supplemental county and municipal aid	\$408,027.50
4. Expenditure restraint incentive program	\$0.00
5. Total Estimated 2025 Payments (sum of Lines 1-4)	\$788,890.64

Payment Information

Your local government will receive two distributions in 2025 :

- July 28, 2025: 15% of Line 1, 2, and 3 and 100% of Line 4 (*shown above*)
- November 17, 2025: balance of your 2025 aid payments

County and Municipal Aid

Under state law, the county and municipal aid paid to each county and municipality must be equal to the amount determined in 2012 (sec. 79.036, Wis. Stats.) and adjusted for fallen protective services insurance reimbursement (sec. 79.036(4), Wis. Stats.).

County and Municipal Aid Calculation	
1. Prior year county and municipal aid	\$312,454.26
2. Increase due to sales tax revenue, including adjustments (<i>district changes</i>)	\$7,186.45
3. Fallen protective services insurance adjustment	-\$23.09
4. Fallen protective services insurance reimbursement (<i>reported to DOR</i>)	\$0.00
5. Total County and Municipal Aid (sum of Lines 1-4)	\$319,617.62

Utility Aid

- Under state law, utility aid is distributed to each county and municipality where tax-exempt utility property is located (sec. 79.04, Wis. Stats.)
- Utility companies report utility property information to DOR annually
- DOR uses the provided information to accurately calculate utility aid (*shown below*)

Utility Aid Calculation	
1. Net book value, <i>as of December 31, 2024 (including expected additions/retirements)</i>	\$10,207,586.00
2. Total net book value payment	\$61,245.52
3. Minimum payment	\$0.00
4. Megawatt capacity	0.0
5. Megawatt capacity payment	\$0.00
6. Closed/decommissioned production plant (phased down) payment	\$0.00
7. Subtotal (<i>sum of Lines 2, 3, 5 and 6</i>)	\$61,245.52
8. Population cap	\$7,200,350.00
9. Adjusted subtotal (<i>lesser of Line 7 or Line 8</i>)	\$61,245.52
10. Adjacent site incentive payment	\$0.00
11. Baseload incentive payment	\$0.00
12. Co-generation incentive payment	\$0.00
13. Alternative energy incentive payment	\$0.00
14. Total incentive payments (<i>sum of Lines 10 through 13</i>)	\$0.00
15. Spent nuclear fuel payment	\$0.00
16. Total Utility Aid – this is the utility aid payment listed on the front of the estimate (<i>sum of Lines 9, 14 and 15</i>)	\$61,245.52

Supplemental County and Municipal Aid

- Under state law, supplemental county and municipal aid paid to each county and municipality is determined by 2023 Wisconsin Act 12 (sec. 79.037, Wis. Stats.)
- For detailed information, review [county and municipal aid spreadsheet](#)

Supplemental County and Municipal Aid Calculation	
1. Prior year supplemental county and municipal aid	\$398,853.86
2. Increase due to sales tax revenue including adjustments (<i>district changes</i>)	\$9,173.64
3. Total Supplemental County and Municipal Aid (<i>sum of Lines 1 and 2</i>)	\$408,027.50

Expenditure Restraint Incentive Program

- Only municipalities are eligible to receive Expenditure Restraint Incentive Program (ERIP) payments
- Under state law, in 2025, each municipality will receive a payment that is equal to the amount of the payment received by the municipality in 2024 (sec. 79.05(4), Wis. Stats., from 2023 WI Act 12 – notwithstanding subs. (2) and (3))

Contact Information

If you have questions, contact us at lgs@wisconsin.gov, (608) 266-8618 or (608) 261-5167.



State of Wisconsin • DEPARTMENT OF REVENUE

DIVISION OF STATE AND LOCAL FINANCE • BUREAU OF LOCAL GOVERNMENT SERVICES • 2135 RIMROCK RD MADISON, WI 53713

Mailing Address:
PO Box 8971 #6-97
Madison WI 53708-8971
Fax: (608) 264-6887
lgs@wisconsin.gov

September 13, 2024

SHERRI KONKOL
VILLAGE OF DENMARK
VILLAGE OF DENMARK
PO BOX 310
DENMARK WI 54208

Notice of Shared Revenue – 2025 Original Estimate

Notice Information

The Wisconsin Department of Revenue (DOR) is providing the **estimated** shared revenue amounts your local government will receive in 2025 under current state law for county and municipal aid, supplemental county and municipal aid, utility aid and the expenditure restraint incentive program. This does not include adjustments, shown on the July and November payment notices.

District	VILLAGE OF DENMARK	County	BROWN	Co-muni code	05-116
-----------------	--------------------	---------------	-------	---------------------	--------

Estimate Information

For an explanation of each aid payment listed below, review the additional information in this notice.

2025 Original Estimate	
1. County and municipal aid	\$251,425.49
2. Utility aid	\$3,642.32
3. Supplemental county and municipal aid	\$72,696.08
4. Expenditure restraint incentive program	\$0.00
5. Total Estimated 2025 Payments (sum of Lines 1-4)	\$327,763.89

Payment Information

Your local government will receive two distributions in 2025 :

- July 28, 2025: 15% of Line 1, 2, and 3 and 100% of Line 4 (*shown above*)
- November 17, 2025: balance of your 2025 aid payments

County and Municipal Aid

Under state law, the county and municipal aid paid to each county and municipality must be equal to the amount determined in 2012 (sec. 79.036, Wis. Stats.) and adjusted for fallen protective services insurance reimbursement (sec. 79.036(4), Wis. Stats.).

County and Municipal Aid Calculation	
1. Prior year county and municipal aid	\$245,790.48
2. Increase due to sales tax revenue, including adjustments (<i>district changes</i>)	\$5,653.18
3. Fallen protective services insurance adjustment	-\$18.17
4. Fallen protective services insurance reimbursement (<i>reported to DOR</i>)	\$0.00
5. Total County and Municipal Aid (sum of Lines 1-4)	\$251,425.49

Utility Aid

- Under state law, utility aid is distributed to each county and municipality where tax-exempt utility property is located (sec. 79.04, Wis. Stats.)
- Utility companies report utility property information to DOR annually
- DOR uses the provided information to accurately calculate utility aid (*shown below*)

Utility Aid Calculation	
1. Net book value, <i>as of December 31, 2024 (including expected additions/retirements)</i>	\$607,054.00
2. Total net book value payment	\$3,642.32
3. Minimum payment	\$0.00
4. Megawatt capacity	0.0
5. Megawatt capacity payment	\$0.00
6. Closed/decommissioned production plant (phased down) payment	\$0.00
7. Subtotal (<i>sum of Lines 2, 3, 5 and 6</i>)	\$3,642.32
8. Population cap	\$1,136,450.00
9. Adjusted subtotal (<i>lesser of Line 7 or Line 8</i>)	\$3,642.32
10. Adjacent site incentive payment	\$0.00
11. Baseload incentive payment	\$0.00
12. Co-generation incentive payment	\$0.00
13. Alternative energy incentive payment	\$0.00
14. Total incentive payments (<i>sum of Lines 10 through 13</i>)	\$0.00
15. Spent nuclear fuel payment	\$0.00
16. Total Utility Aid – this is the utility aid payment listed on the front of the estimate (<i>sum of Lines 9, 14 and 15</i>)	\$3,642.32

Supplemental County and Municipal Aid

- Under state law, supplemental county and municipal aid paid to each county and municipality is determined by 2023 Wisconsin Act 12 (sec. 79.037, Wis. Stats.)
- For detailed information, review [county and municipal aid spreadsheet](#)

Supplemental County and Municipal Aid Calculation	
1. Prior year supplemental county and municipal aid	\$71,061.66
2. Increase due to sales tax revenue including adjustments (<i>district changes</i>)	\$1,634.42
3. Total Supplemental County and Municipal Aid (<i>sum of Lines 1 and 2</i>)	\$72,696.08

Expenditure Restraint Incentive Program

- Only municipalities are eligible to receive Expenditure Restraint Incentive Program (ERIP) payments
- Under state law, in 2025, each municipality will receive a payment that is equal to the amount of the payment received by the municipality in 2024 (sec. 79.05(4), Wis. Stats., from 2023 WI Act 12 – notwithstanding subs. (2) and (3))

Contact Information

If you have questions, contact us at lgs@wisconsin.gov, (608) 266-8618 or (608) 261-5167.



State of Wisconsin • DEPARTMENT OF REVENUE

DIVISION OF STATE AND LOCAL FINANCE • BUREAU OF LOCAL GOVERNMENT SERVICES • 2135 RIMROCK RD MADISON, WI 53713

Mailing Address:
PO Box 8971 #6-97
Madison WI 53708-8971
Fax: (608) 264-6887
lgs@wisconsin.gov

September 13, 2024

LISA VANDEN HEUVEL
VILLAGE OF HOBART
2990 S PINE TREE RD
HOBART WI 54155

Notice of Shared Revenue – 2025 Original Estimate

Notice Information

The Wisconsin Department of Revenue (DOR) is providing the **estimated** shared revenue amounts your local government will receive in 2025 under current state law for county and municipal aid, supplemental county and municipal aid, utility aid and the expenditure restraint incentive program. This does not include adjustments, shown on the July and November payment notices.

District	VILLAGE OF HOBART	County	BROWN	Co-muni code	05-126
-----------------	-------------------	---------------	-------	---------------------	--------

Estimate Information

For an explanation of each aid payment listed below, review the additional information in this notice.

2025 Original Estimate	
1. County and municipal aid	\$64,500.89
2. Utility aid	\$0.00
3. Supplemental county and municipal aid	\$268,977.04
4. Expenditure restraint incentive program	\$0.00
5. Total Estimated 2025 Payments (sum of Lines 1-4)	\$333,477.93

Payment Information

Your local government will receive two distributions in 2025 :

- July 28, 2025: 15% of Line 1, 2, and 3 and 100% of Line 4 (*shown above*)
- November 17, 2025: balance of your 2025 aid payments

County and Municipal Aid

Under state law, the county and municipal aid paid to each county and municipality must be equal to the amount determined in 2012 (sec. 79.036, Wis. Stats.) and adjusted for fallen protective services insurance reimbursement (sec. 79.036(4), Wis. Stats.).

County and Municipal Aid Calculation	
1. Prior year county and municipal aid	\$63,055.28
2. Increase due to sales tax revenue, including adjustments (<i>district changes</i>)	\$1,450.27
3. Fallen protective services insurance adjustment	-\$4.66
4. Fallen protective services insurance reimbursement (<i>reported to DOR</i>)	\$0.00
5. Total County and Municipal Aid (sum of Lines 1-4)	\$64,500.89

Utility Aid

- Under state law, utility aid is distributed to each county and municipality where tax-exempt utility property is located (sec. 79.04, Wis. Stats.)
- Utility companies report utility property information to DOR annually
- DOR uses the provided information to accurately calculate utility aid (*shown below*)

Utility Aid Calculation	
1. Net book value, <i>as of December 31, 2024 (including expected additions/retirements)</i>	\$0.00
2. Total net book value payment	\$0.00
3. Minimum payment	\$0.00
4. Megawatt capacity	0.0
5. Megawatt capacity payment	\$0.00
6. Closed/decommissioned production plant (phased down) payment	\$0.00
7. Subtotal (<i>sum of Lines 2, 3, 5 and 6</i>)	\$0.00
8. Population cap	\$4,786,775.00
9. Adjusted subtotal (<i>lesser of Line 7 or Line 8</i>)	\$0.00
10. Adjacent site incentive payment	\$0.00
11. Baseload incentive payment	\$0.00
12. Co-generation incentive payment	\$0.00
13. Alternative energy incentive payment	\$0.00
14. Total incentive payments (<i>sum of Lines 10 through 13</i>)	\$0.00
15. Spent nuclear fuel payment	\$0.00
16. Total Utility Aid – this is the utility aid payment listed on the front of the estimate (<i>sum of Lines 9, 14 and 15</i>)	\$0.00

Supplemental County and Municipal Aid

- Under state law, supplemental county and municipal aid paid to each county and municipality is determined by 2023 Wisconsin Act 12 (sec. 79.037, Wis. Stats.)
- For detailed information, review [county and municipal aid spreadsheet](#)

Supplemental County and Municipal Aid Calculation	
1. Prior year supplemental county and municipal aid	\$262,929.66
2. Increase due to sales tax revenue including adjustments (<i>district changes</i>)	\$6,047.38
3. Total Supplemental County and Municipal Aid (<i>sum of Lines 1 and 2</i>)	\$268,977.04

Expenditure Restraint Incentive Program

- Only municipalities are eligible to receive Expenditure Restraint Incentive Program (ERIP) payments
- Under state law, in 2025, each municipality will receive a payment that is equal to the amount of the payment received by the municipality in 2024 (sec. 79.05(4), Wis. Stats., from 2023 WI Act 12 – notwithstanding subs. (2) and (3))

Contact Information

If you have questions, contact us at lgs@wisconsin.gov, (608) 266-8618 or (608) 261-5167.



State of Wisconsin • DEPARTMENT OF REVENUE

DIVISION OF STATE AND LOCAL FINANCE • BUREAU OF LOCAL GOVERNMENT SERVICES • 2135 RIMROCK RD MADISON, WI 53713

Mailing Address:
PO Box 8971 #6-97
Madison WI 53708-8971
Fax: (608) 264-6887
lgs@wisconsin.gov

September 13, 2024

CHRISTOPHER HALTOM
VILLAGE OF HOWARD
PO BOX 12207
GREEN BAY WI 54313

Notice of Shared Revenue – 2025 Original Estimate

Notice Information

The Wisconsin Department of Revenue (DOR) is providing the **estimated** shared revenue amounts your local government will receive in 2025 under current state law for county and municipal aid, supplemental county and municipal aid, utility aid and the expenditure restraint incentive program. This does not include adjustments, shown on the July and November payment notices.

District	VILLAGE OF HOWARD	County	BROWN	Co-muni code	05-136
-----------------	-------------------	---------------	-------	---------------------	--------

Estimate Information

For an explanation of each aid payment listed below, review the additional information in this notice.

2025 Original Estimate	
1. County and municipal aid	\$544,791.35
2. Utility aid	\$59,385.53
3. Supplemental county and municipal aid	\$507,478.53
4. Expenditure restraint incentive program	\$0.00
5. Total Estimated 2025 Payments (sum of Lines 1-4)	\$1,111,655.41

Payment Information

Your local government will receive two distributions in 2025 :

- July 28, 2025: 15% of Line 1, 2, and 3 and 100% of Line 4 (*shown above*)
- November 17, 2025: balance of your 2025 aid payments

County and Municipal Aid

Under state law, the county and municipal aid paid to each county and municipality must be equal to the amount determined in 2012 (sec. 79.036, Wis. Stats.) and adjusted for fallen protective services insurance reimbursement (sec. 79.036(4), Wis. Stats.).

County and Municipal Aid Calculation	
1. Prior year county and municipal aid	\$532,581.34
2. Increase due to sales tax revenue, including adjustments (<i>district changes</i>)	\$12,249.37
3. Fallen protective services insurance adjustment	-\$39.36
4. Fallen protective services insurance reimbursement (<i>reported to DOR</i>)	\$0.00
5. Total County and Municipal Aid (sum of Lines 1-4)	\$544,791.35

Utility Aid

- Under state law, utility aid is distributed to each county and municipality where tax-exempt utility property is located (sec. 79.04, Wis. Stats.)
- Utility companies report utility property information to DOR annually
- DOR uses the provided information to accurately calculate utility aid (*shown below*)

Utility Aid Calculation	
1. Net book value, as of December 31, 2024 (including expected additions/retirements)	\$9,897,588.00
2. Total net book value payment	\$59,385.53
3. Minimum payment	\$0.00
4. Megawatt capacity	0.0
5. Megawatt capacity payment	\$0.00
6. Closed/decommissioned production plant (phased down) payment	\$0.00
7. Subtotal (sum of Lines 2, 3, 5 and 6)	\$59,385.53
8. Population cap	\$9,330,450.00
9. Adjusted subtotal (lesser of Line 7 or Line 8)	\$59,385.53
10. Adjacent site incentive payment	\$0.00
11. Baseload incentive payment	\$0.00
12. Co-generation incentive payment	\$0.00
13. Alternative energy incentive payment	\$0.00
14. Total incentive payments (sum of Lines 10 through 13)	\$0.00
15. Spent nuclear fuel payment	\$0.00
16. Total Utility Aid – this is the utility aid payment listed on the front of the estimate (sum of Lines 9, 14 and 15)	\$59,385.53

Supplemental County and Municipal Aid

- Under state law, supplemental county and municipal aid paid to each county and municipality is determined by 2023 Wisconsin Act 12 (sec. 79.037, Wis. Stats.)
- For detailed information, review [county and municipal aid spreadsheet](#)

Supplemental County and Municipal Aid Calculation	
1. Prior year supplemental county and municipal aid	\$496,068.94
2. Increase due to sales tax revenue including adjustments (district changes)	\$11,409.59
3. Total Supplemental County and Municipal Aid (sum of Lines 1 and 2)	\$507,478.53

Expenditure Restraint Incentive Program

- Only municipalities are eligible to receive Expenditure Restraint Incentive Program (ERIP) payments
- Under state law, in 2025, each municipality will receive a payment that is equal to the amount of the payment received by the municipality in 2024 (sec. 79.05(4), Wis. Stats., from 2023 WI Act 12 – notwithstanding subs. (2) and (3))

Contact Information

If you have questions, contact us at lgs@wisconsin.gov, (608) 266-8618 or (608) 261-5167.



State of Wisconsin • DEPARTMENT OF REVENUE

DIVISION OF STATE AND LOCAL FINANCE • BUREAU OF LOCAL GOVERNMENT SERVICES • 2135 RIMROCK RD MADISON, WI 53713

Mailing Address:
PO Box 8971 #6-97
Madison WI 53708-8971
Fax: (608) 264-6887
lgs@wisconsin.gov

September 13, 2024

KAREN OSTROWSKI
VILLAGE OF PULASKI
585 E GLENBROOK DR
PO BOX 320
PULASKI WI 54162

Notice of Shared Revenue – 2025 Original Estimate

Notice Information

The Wisconsin Department of Revenue (DOR) is providing the **estimated** shared revenue amounts your local government will receive in 2025 under current state law for county and municipal aid, supplemental county and municipal aid, utility aid and the expenditure restraint incentive program. This does not include adjustments, shown on the July and November payment notices.

District	VILLAGE OF PULASKI	County	BROWN	Co-muni code	05-171
-----------------	--------------------	---------------	-------	---------------------	--------

Estimate Information

For an explanation of each aid payment listed below, review the additional information in this notice.

2025 Original Estimate	
1. County and municipal aid	\$501,411.12
2. Utility aid	\$8,261.14
3. Supplemental county and municipal aid	\$100,297.29
4. Expenditure restraint incentive program	\$48,955.72
5. Total Estimated 2025 Payments (sum of Lines 1-4)	\$658,925.27

Payment Information

Your local government will receive two distributions in 2025 :

- July 28, 2025: 15% of Line 1, 2, and 3 and 100% of Line 4 (*shown above*)
- November 17, 2025: balance of your 2025 aid payments

County and Municipal Aid

Under state law, the county and municipal aid paid to each county and municipality must be equal to the amount determined in 2012 (sec. 79.036, Wis. Stats.) and adjusted for fallen protective services insurance reimbursement (sec. 79.036(4), Wis. Stats.).

County and Municipal Aid Calculation	
1. Prior year county and municipal aid	\$490,173.36
2. Increase due to sales tax revenue, including adjustments (<i>district changes</i>)	\$11,273.99
3. Fallen protective services insurance adjustment	-\$36.23
4. Fallen protective services insurance reimbursement (<i>reported to DOR</i>)	\$0.00
5. Total County and Municipal Aid (sum of Lines 1-4)	\$501,411.12

Utility Aid

- Under state law, utility aid is distributed to each county and municipality where tax-exempt utility property is located (sec. 79.04, Wis. Stats.)
- Utility companies report utility property information to DOR annually
- DOR uses the provided information to accurately calculate utility aid (*shown below*)

Utility Aid Calculation	
1. Net book value, <i>as of December 31, 2024 (including expected additions/retirements)</i>	\$1,376,857.00
2. Total net book value payment	\$8,261.14
3. Minimum payment	\$0.00
4. Megawatt capacity	0.0
5. Megawatt capacity payment	\$0.00
6. Closed/decommissioned production plant (phased down) payment	\$0.00
7. Subtotal (<i>sum of Lines 2, 3, 5 and 6</i>)	\$8,261.14
8. Population cap	\$1,745,475.00
9. Adjusted subtotal (<i>lesser of Line 7 or Line 8</i>)	\$8,261.14
10. Adjacent site incentive payment	\$0.00
11. Baseload incentive payment	\$0.00
12. Co-generation incentive payment	\$0.00
13. Alternative energy incentive payment	\$0.00
14. Total incentive payments (<i>sum of Lines 10 through 13</i>)	\$0.00
15. Spent nuclear fuel payment	\$0.00
16. Total Utility Aid – this is the utility aid payment listed on the front of the estimate (<i>sum of Lines 9, 14 and 15</i>)	\$8,261.14

Supplemental County and Municipal Aid

- Under state law, supplemental county and municipal aid paid to each county and municipality is determined by 2023 Wisconsin Act 12 (sec. 79.037, Wis. Stats.)
- For detailed information, review [county and municipal aid spreadsheet](#)

Supplemental County and Municipal Aid Calculation	
1. Prior year supplemental county and municipal aid	\$98,042.32
2. Increase due to sales tax revenue including adjustments (<i>district changes</i>)	\$2,254.97
3. Total Supplemental County and Municipal Aid (<i>sum of Lines 1 and 2</i>)	\$100,297.29

Expenditure Restraint Incentive Program

- Only municipalities are eligible to receive Expenditure Restraint Incentive Program (ERIP) payments
- Under state law, in 2025, each municipality will receive a payment that is equal to the amount of the payment received by the municipality in 2024 (sec. 79.05(4), Wis. Stats., from 2023 WI Act 12 – notwithstanding subs. (2) and (3))

Contact Information

If you have questions, contact us at lgs@wisconsin.gov, (608) 266-8618 or (608) 261-5167.



State of Wisconsin • DEPARTMENT OF REVENUE

DIVISION OF STATE AND LOCAL FINANCE • BUREAU OF LOCAL GOVERNMENT SERVICES • 2135 RIMROCK RD MADISON, WI 53713

Mailing Address:
PO Box 8971 #6-97
Madison WI 53708-8971
Fax: (608) 264-6887
lgs@wisconsin.gov

September 13, 2024

MICHELLE BARTOLETTI
VILLAGE OF SUAMICO
12781 VELD AVE
SUAMICO WI 54313

Notice of Shared Revenue – 2025 Original Estimate

Notice Information

The Wisconsin Department of Revenue (DOR) is providing the **estimated** shared revenue amounts your local government will receive in 2025 under current state law for county and municipal aid, supplemental county and municipal aid, utility aid and the expenditure restraint incentive program. This does not include adjustments, shown on the July and November payment notices.

District	VILLAGE OF SUAMICO	County	BROWN	Co-muni code	05-178
-----------------	--------------------	---------------	-------	---------------------	--------

Estimate Information

For an explanation of each aid payment listed below, review the additional information in this notice.

2025 Original Estimate	
1. County and municipal aid	\$103,439.66
2. Utility aid	\$21,030.33
3. Supplemental county and municipal aid	\$331,867.52
4. Expenditure restraint incentive program	\$0.00
5. Total Estimated 2025 Payments (sum of Lines 1-4)	\$456,337.51

Payment Information

Your local government will receive two distributions in 2025 :

- July 28, 2025: 15% of Line 1, 2, and 3 and 100% of Line 4 (*shown above*)
- November 17, 2025: balance of your 2025 aid payments

County and Municipal Aid

Under state law, the county and municipal aid paid to each county and municipality must be equal to the amount determined in 2012 (sec. 79.036, Wis. Stats.) and adjusted for fallen protective services insurance reimbursement (sec. 79.036(4), Wis. Stats.).

County and Municipal Aid Calculation	
1. Prior year county and municipal aid	\$101,121.34
2. Increase due to sales tax revenue, including adjustments (<i>district changes</i>)	\$2,325.79
3. Fallen protective services insurance adjustment	-\$7.47
4. Fallen protective services insurance reimbursement (<i>reported to DOR</i>)	\$0.00
5. Total County and Municipal Aid (sum of Lines 1-4)	\$103,439.66

Utility Aid

- Under state law, utility aid is distributed to each county and municipality where tax-exempt utility property is located (sec. 79.04, Wis. Stats.)
- Utility companies report utility property information to DOR annually
- DOR uses the provided information to accurately calculate utility aid (*shown below*)

Utility Aid Calculation	
1. Net book value, <i>as of December 31, 2024 (including expected additions/retirements)</i>	\$3,505,055.00
2. Total net book value payment	\$21,030.33
3. Minimum payment	\$0.00
4. Megawatt capacity	0.0
5. Megawatt capacity payment	\$0.00
6. Closed/decommissioned production plant (phased down) payment	\$0.00
7. Subtotal (<i>sum of Lines 2, 3, 5 and 6</i>)	\$21,030.33
8. Population cap	\$5,676,725.00
9. Adjusted subtotal (<i>lesser of Line 7 or Line 8</i>)	\$21,030.33
10. Adjacent site incentive payment	\$0.00
11. Baseload incentive payment	\$0.00
12. Co-generation incentive payment	\$0.00
13. Alternative energy incentive payment	\$0.00
14. Total incentive payments (<i>sum of Lines 10 through 13</i>)	\$0.00
15. Spent nuclear fuel payment	\$0.00
16. Total Utility Aid – this is the utility aid payment listed on the front of the estimate (<i>sum of Lines 9, 14 and 15</i>)	\$21,030.33

Supplemental County and Municipal Aid

- Under state law, supplemental county and municipal aid paid to each county and municipality is determined by 2023 Wisconsin Act 12 (sec. 79.037, Wis. Stats.)
- For detailed information, review [county and municipal aid spreadsheet](#)

Supplemental County and Municipal Aid Calculation	
1. Prior year supplemental county and municipal aid	\$324,406.18
2. Increase due to sales tax revenue including adjustments (<i>district changes</i>)	\$7,461.34
3. Total Supplemental County and Municipal Aid (<i>sum of Lines 1 and 2</i>)	\$331,867.52

Expenditure Restraint Incentive Program

- Only municipalities are eligible to receive Expenditure Restraint Incentive Program (ERIP) payments
- Under state law, in 2025, each municipality will receive a payment that is equal to the amount of the payment received by the municipality in 2024 (sec. 79.05(4), Wis. Stats., from 2023 WI Act 12 – notwithstanding subs. (2) and (3))

Contact Information

If you have questions, contact us at lgs@wisconsin.gov, (608) 266-8618 or (608) 261-5167.



State of Wisconsin • DEPARTMENT OF REVENUE

DIVISION OF STATE AND LOCAL FINANCE • BUREAU OF LOCAL GOVERNMENT SERVICES • 2135 RIMROCK RD MADISON, WI 53713

Mailing Address:
PO Box 8971 #6-97
Madison WI 53708-8971
Fax: (608) 264-6887
lgs@wisconsin.gov

September 13, 2024

SHELIA BOWERS
VILLAGE OF WRIGHTSTOWN
352 HIGH STREET
WRIGHTSTOWN WI 54180-1130

Notice of Shared Revenue – 2025 Original Estimate

Notice Information

The Wisconsin Department of Revenue (DOR) is providing the **estimated** shared revenue amounts your local government will receive in 2025 under current state law for county and municipal aid, supplemental county and municipal aid, utility aid and the expenditure restraint incentive program. This does not include adjustments, shown on the July and November payment notices.

District	VILLAGE OF WRIGHTSTOWN	County	BROWN	Co-muni code	05-191
-----------------	------------------------	---------------	-------	---------------------	--------

Estimate Information

For an explanation of each aid payment listed below, review the additional information in this notice.

2025 Original Estimate	
1. County and municipal aid	\$123,010.24
2. Utility aid	\$825,199.95
3. Supplemental county and municipal aid	\$86,475.35
4. Expenditure restraint incentive program	\$54,984.16
5. Total Estimated 2025 Payments (sum of Lines 1-4)	\$1,089,669.70

Payment Information

Your local government will receive two distributions in 2025 :

- July 28, 2025: 15% of Line 1, 2, and 3 and 100% of Line 4 (*shown above*)
- November 17, 2025: balance of your 2025 aid payments

County and Municipal Aid

Under state law, the county and municipal aid paid to each county and municipality must be equal to the amount determined in 2012 (sec. 79.036, Wis. Stats.) and adjusted for fallen protective services insurance reimbursement (sec. 79.036(4), Wis. Stats.).

County and Municipal Aid Calculation	
1. Prior year county and municipal aid	\$120,253.30
2. Increase due to sales tax revenue, including adjustments (<i>district changes</i>)	\$2,765.83
3. Fallen protective services insurance adjustment	-\$8.89
4. Fallen protective services insurance reimbursement (<i>reported to DOR</i>)	\$0.00
5. Total County and Municipal Aid (sum of Lines 1-4)	\$123,010.24

Utility Aid

- Under state law, utility aid is distributed to each county and municipality where tax-exempt utility property is located (sec. 79.04, Wis. Stats.)
- Utility companies report utility property information to DOR annually
- DOR uses the provided information to accurately calculate utility aid (*shown below*)

Utility Aid Calculation	
1. Net book value, <i>as of December 31, 2024 (including expected additions/retirements)</i>	\$0.00
2. Total net book value payment	\$0.00
3. Minimum payment	\$0.00
4. Megawatt capacity	618.9
5. Megawatt capacity payment	\$825,199.95
6. Closed/decommissioned production plant (phased down) payment	\$0.00
7. Subtotal (<i>sum of Lines 2, 3, 5 and 6</i>)	\$825,199.95
8. Population cap	\$1,706,800.00
9. Adjusted subtotal (<i>lesser of Line 7 or Line 8</i>)	\$825,199.95
10. Adjacent site incentive payment	\$0.00
11. Baseload incentive payment	\$0.00
12. Co-generation incentive payment	\$0.00
13. Alternative energy incentive payment	\$0.00
14. Total incentive payments (<i>sum of Lines 10 through 13</i>)	\$0.00
15. Spent nuclear fuel payment	\$0.00
16. Total Utility Aid – this is the utility aid payment listed on the front of the estimate (<i>sum of Lines 9, 14 and 15</i>)	\$825,199.95

Supplemental County and Municipal Aid

- Under state law, supplemental county and municipal aid paid to each county and municipality is determined by 2023 Wisconsin Act 12 (sec. 79.037, Wis. Stats.)
- For detailed information, review [county and municipal aid spreadsheet](#)

Supplemental County and Municipal Aid Calculation	
1. Prior year supplemental county and municipal aid	\$84,531.13
2. Increase due to sales tax revenue including adjustments (<i>district changes</i>)	\$1,944.22
3. Total Supplemental County and Municipal Aid (<i>sum of Lines 1 and 2</i>)	\$86,475.35

Expenditure Restraint Incentive Program

- Only municipalities are eligible to receive Expenditure Restraint Incentive Program (ERIP) payments
- Under state law, in 2025, each municipality will receive a payment that is equal to the amount of the payment received by the municipality in 2024 (sec. 79.05(4), Wis. Stats., from 2023 WI Act 12 – notwithstanding subs. (2) and (3))

Contact Information

If you have questions, contact us at lgs@wisconsin.gov, (608) 266-8618 or (608) 261-5167.



State of Wisconsin • DEPARTMENT OF REVENUE

DIVISION OF STATE AND LOCAL FINANCE • BUREAU OF LOCAL GOVERNMENT SERVICES • 2135 RIMROCK RD MADISON, WI 53713

Mailing Address:
PO Box 8971 #6-97
Madison WI 53708-8971
Fax: (608) 264-6887
lgs@wisconsin.gov

September 13, 2024

CAREY DANEN
CITY OF DE PERE
335 S BROADWAY ST
DE PERE WI 54115

Notice of Shared Revenue – 2025 Original Estimate

Notice Information

The Wisconsin Department of Revenue (DOR) is providing the **estimated** shared revenue amounts your local government will receive in 2025 under current state law for county and municipal aid, supplemental county and municipal aid, utility aid and the expenditure restraint incentive program. This does not include adjustments, shown on the July and November payment notices.

District	CITY OF DE PERE	County	BROWN	Co-muni code	05-216
-----------------	-----------------	---------------	-------	---------------------	--------

Estimate Information

For an explanation of each aid payment listed below, review the additional information in this notice.

2025 Original Estimate	
1. County and municipal aid	\$1,159,301.98
2. Utility aid	\$328,573.96
3. Supplemental county and municipal aid	\$610,521.85
4. Expenditure restraint incentive program	\$126,374.88
5. Total Estimated 2025 Payments (sum of Lines 1-4)	\$2,224,772.67

Payment Information

Your local government will receive two distributions in 2025 :

- July 28, 2025: 15% of Line 1, 2, and 3 and 100% of Line 4 (*shown above*)
- November 17, 2025: balance of your 2025 aid payments

County and Municipal Aid

Under state law, the county and municipal aid paid to each county and municipality must be equal to the amount determined in 2012 (sec. 79.036, Wis. Stats.) and adjusted for fallen protective services insurance reimbursement (sec. 79.036(4), Wis. Stats.).

County and Municipal Aid Calculation	
1. Prior year county and municipal aid	\$1,133,319.39
2. Increase due to sales tax revenue, including adjustments (<i>district changes</i>)	\$26,066.35
3. Fallen protective services insurance adjustment	-\$83.76
4. Fallen protective services insurance reimbursement (<i>reported to DOR</i>)	\$0.00
5. Total County and Municipal Aid (sum of Lines 1-4)	\$1,159,301.98

Utility Aid

- Under state law, utility aid is distributed to each county and municipality where tax-exempt utility property is located (sec. 79.04, Wis. Stats.)
- Utility companies report utility property information to DOR annually
- DOR uses the provided information to accurately calculate utility aid (*shown below*)

Utility Aid Calculation	
1. Net book value, <i>as of December 31, 2024 (including expected additions/retirements)</i>	\$12,028,995.00
2. Total net book value payment	\$72,173.97
3. Minimum payment	\$0.00
4. Megawatt capacity	192.3
5. Megawatt capacity payment	\$256,399.99
6. Closed/decommissioned production plant (phased down) payment	\$0.00
7. Subtotal (<i>sum of Lines 2, 3, 5 and 6</i>)	\$328,573.96
8. Population cap	\$10,763,125.00
9. Adjusted subtotal (<i>lesser of Line 7 or Line 8</i>)	\$328,573.96
10. Adjacent site incentive payment	\$0.00
11. Baseload incentive payment	\$0.00
12. Co-generation incentive payment	\$0.00
13. Alternative energy incentive payment	\$0.00
14. Total incentive payments (<i>sum of Lines 10 through 13</i>)	\$0.00
15. Spent nuclear fuel payment	\$0.00
16. Total Utility Aid – this is the utility aid payment listed on the front of the estimate (<i>sum of Lines 9, 14 and 15</i>)	\$328,573.96

Supplemental County and Municipal Aid

- Under state law, supplemental county and municipal aid paid to each county and municipality is determined by 2023 Wisconsin Act 12 (sec. 79.037, Wis. Stats.)
- For detailed information, review [county and municipal aid spreadsheet](#)

Supplemental County and Municipal Aid Calculation	
1. Prior year supplemental county and municipal aid	\$596,795.55
2. Increase due to sales tax revenue including adjustments (<i>district changes</i>)	\$13,726.30
3. Total Supplemental County and Municipal Aid (<i>sum of Lines 1 and 2</i>)	\$610,521.85

Expenditure Restraint Incentive Program

- Only municipalities are eligible to receive Expenditure Restraint Incentive Program (ERIP) payments
- Under state law, in 2025, each municipality will receive a payment that is equal to the amount of the payment received by the municipality in 2024 (sec. 79.05(4), Wis. Stats., from 2023 WI Act 12 – notwithstanding subs. (2) and (3))

Contact Information

If you have questions, contact us at lgs@wisconsin.gov, (608) 266-8618 or (608) 261-5167.



State of Wisconsin • DEPARTMENT OF REVENUE

DIVISION OF STATE AND LOCAL FINANCE • BUREAU OF LOCAL GOVERNMENT SERVICES • 2135 RIMROCK RD MADISON, WI 53713

Mailing Address:
PO Box 8971 #6-97
Madison WI 53708-8971
Fax: (608) 264-6887
lgs@wisconsin.gov

September 13, 2024

CELESTINE JEFFREYS
CITY OF GREEN BAY
100 N JEFFERSON ST #106
GREEN BAY WI 54301-5006

Notice of Shared Revenue – 2025 Original Estimate

Notice Information

The Wisconsin Department of Revenue (DOR) is providing the **estimated** shared revenue amounts your local government will receive in 2025 under current state law for county and municipal aid, supplemental county and municipal aid, utility aid and the expenditure restraint incentive program. This does not include adjustments, shown on the July and November payment notices.

District	CITY OF GREEN BAY	County	BROWN	Co-muni code	05-231
-----------------	-------------------	---------------	-------	---------------------	--------

Estimate Information

For an explanation of each aid payment listed below, review the additional information in this notice.

2025 Original Estimate	
1. County and municipal aid	\$15,955,983.47
2. Utility aid	\$512,934.44
3. Supplemental county and municipal aid	\$3,191,676.24
4. Expenditure restraint incentive program	\$1,489,917.55
5. Total Estimated 2025 Payments (sum of Lines 1-4)	\$21,150,511.70

Payment Information

Your local government will receive two distributions in 2025 :

- July 28, 2025: 15% of Line 1, 2, and 3 and 100% of Line 4 (*shown above*)
- November 17, 2025: balance of your 2025 aid payments

County and Municipal Aid

Under state law, the county and municipal aid paid to each county and municipality must be equal to the amount determined in 2012 (sec. 79.036, Wis. Stats.) and adjusted for fallen protective services insurance reimbursement (sec. 79.036(4), Wis. Stats.).

County and Municipal Aid Calculation	
1. Prior year county and municipal aid	\$15,598,373.68
2. Increase due to sales tax revenue, including adjustments (<i>district changes</i>)	\$358,762.59
3. Fallen protective services insurance adjustment	-\$1,152.80
4. Fallen protective services insurance reimbursement (<i>reported to DOR</i>)	\$0.00
5. Total County and Municipal Aid (sum of Lines 1-4)	\$15,955,983.47

Utility Aid

- Under state law, utility aid is distributed to each county and municipality where tax-exempt utility property is located (sec. 79.04, Wis. Stats.)
- Utility companies report utility property information to DOR annually
- DOR uses the provided information to accurately calculate utility aid (*shown below*)

Utility Aid Calculation	
1. Net book value, <i>as of December 31, 2024 (including expected additions/retirements)</i>	\$65,266,852.00
2. Total net book value payment	\$391,601.11
3. Minimum payment	\$0.00
4. Megawatt capacity	91.0
5. Megawatt capacity payment	\$121,333.33
6. Closed/decommissioned production plant (phased down) payment	\$0.00
7. Subtotal (<i>sum of Lines 2, 3, 5 and 6</i>)	\$512,934.44
8. Population cap	\$45,560,425.00
9. Adjusted subtotal (<i>lesser of Line 7 or Line 8</i>)	\$512,934.44
10. Adjacent site incentive payment	\$0.00
11. Baseload incentive payment	\$0.00
12. Co-generation incentive payment	\$0.00
13. Alternative energy incentive payment	\$0.00
14. Total incentive payments (<i>sum of Lines 10 through 13</i>)	\$0.00
15. Spent nuclear fuel payment	\$0.00
16. Total Utility Aid – this is the utility aid payment listed on the front of the estimate (<i>sum of Lines 9, 14 and 15</i>)	\$512,934.44

Supplemental County and Municipal Aid

- Under state law, supplemental county and municipal aid paid to each county and municipality is determined by 2023 Wisconsin Act 12 (sec. 79.037, Wis. Stats.)
- For detailed information, review [county and municipal aid spreadsheet](#)

Supplemental County and Municipal Aid Calculation	
1. Prior year supplemental county and municipal aid	\$3,119,918.12
2. Increase due to sales tax revenue including adjustments (<i>district changes</i>)	\$71,758.12
3. Total Supplemental County and Municipal Aid (<i>sum of Lines 1 and 2</i>)	\$3,191,676.24

Expenditure Restraint Incentive Program

- Only municipalities are eligible to receive Expenditure Restraint Incentive Program (ERIP) payments
- Under state law, in 2025, each municipality will receive a payment that is equal to the amount of the payment received by the municipality in 2024 (sec. 79.05(4), Wis. Stats., from 2023 WI Act 12 – notwithstanding subs. (2) and (3))

Contact Information

If you have questions, contact us at lgs@wisconsin.gov, (608) 266-8618 or (608) 261-5167.



State of Wisconsin • DEPARTMENT OF REVENUE

DIVISION OF STATE AND LOCAL FINANCE • BUREAU OF LOCAL GOVERNMENT SERVICES • 2135 RIMROCK RD MADISON, WI 53713

Mailing Address:
PO Box 8971 #6-97
Madison WI 53708-8971
Fax: (608) 264-6887
lgs@wisconsin.gov

September 13, 2024

PATRICK MOYNIHAN
COUNTY OF BROWN
PO BOX 23600
GREEN BAY WI 54305-3600

Notice of Shared Revenue – 2025 Original Estimate

Notice Information

The Wisconsin Department of Revenue (DOR) is providing the **estimated** shared revenue amounts your local government will receive in 2025 under current state law for county and municipal aid, supplemental county and municipal aid, utility aid and the expenditure restraint incentive program. This does not include adjustments, shown on the July and November payment notices.

District	COUNTY OF BROWN	County	BROWN	Co-muni code	05-999
-----------------	-----------------	---------------	-------	---------------------	--------

Estimate Information

For an explanation of each aid payment listed below, review the additional information in this notice.

2025 Original Estimate	
1. County and municipal aid	\$2,711,073.00
2. Utility aid	\$775,113.75
3. Supplemental county and municipal aid	\$2,090,501.96
4. Expenditure restraint incentive program	\$0.00
5. Total Estimated 2025 Payments (sum of Lines 1-4)	\$5,576,688.71

Payment Information

Your local government will receive two distributions in 2025 :

- July 28, 2025: 15% of Line 1, 2, and 3 and 100% of Line 4 (*shown above*)
- November 17, 2025: balance of your 2025 aid payments

County and Municipal Aid

Under state law, the county and municipal aid paid to each county and municipality must be equal to the amount determined in 2012 (sec. 79.036, Wis. Stats.) and adjusted for fallen protective services insurance reimbursement (sec. 79.036(4), Wis. Stats.).

County and Municipal Aid Calculation	
1. Prior year county and municipal aid	\$2,650,311.70
2. Increase due to sales tax revenue, including adjustments (<i>district changes</i>)	\$60,957.17
3. Fallen protective services insurance adjustment	-\$195.87
4. Fallen protective services insurance reimbursement (<i>reported to DOR</i>)	\$0.00
5. Total County and Municipal Aid (sum of Lines 1-4)	\$2,711,073.00

Utility Aid

- Under state law, utility aid is distributed to each county and municipality where tax-exempt utility property is located (sec. 79.04, Wis. Stats.)
- Utility companies report utility property information to DOR annually
- DOR uses the provided information to accurately calculate utility aid (*shown below*)

Utility Aid Calculation	
1. Net book value, as of December 31, 2024 (including expected additions/retirements)	\$174,715,732.00
2. Total net book value payment	\$586,247.07
3. Minimum payment	\$0.00
4. Megawatt capacity	283.3
5. Megawatt capacity payment	\$188,866.68
6. Closed/decommissioned production plant (phased down) payment	\$0.00
7. Subtotal (sum of Lines 2, 3, 5 and 6)	\$775,113.75
8. Population cap	\$34,565,250.00
9. Adjusted subtotal (lesser of Line 7 or Line 8)	\$775,113.75
10. Adjacent site incentive payment	\$0.00
11. Baseload incentive payment	\$0.00
12. Co-generation incentive payment	\$0.00
13. Alternative energy incentive payment	\$0.00
14. Total incentive payments (sum of Lines 10 through 13)	\$0.00
15. Spent nuclear fuel payment	\$0.00
16. Total Utility Aid – this is the utility aid payment listed on the front of the estimate (sum of Lines 9, 14 and 15)	\$775,113.75

Supplemental County and Municipal Aid

- Under state law, supplemental county and municipal aid paid to each county and municipality is determined by 2023 Wisconsin Act 12 (sec. 79.037, Wis. Stats.)
- For detailed information, review [county and municipal aid spreadsheet](#)

Supplemental County and Municipal Aid Calculation	
1. Prior year supplemental county and municipal aid	\$2,043,501.43
2. Increase due to sales tax revenue including adjustments (district changes)	\$47,000.53
3. Total Supplemental County and Municipal Aid (sum of Lines 1 and 2)	\$2,090,501.96

Expenditure Restraint Incentive Program

- Only municipalities are eligible to receive Expenditure Restraint Incentive Program (ERIP) payments
- Under state law, in 2025, each municipality will receive a payment that is equal to the amount of the payment received by the municipality in 2024 (sec. 79.05(4), Wis. Stats., from 2023 WI Act 12 – notwithstanding subs. (2) and (3))

Contact Information

If you have questions, contact us at lgs@wisconsin.gov, (608) 266-8618 or (608) 261-5167.



State of Wisconsin • DEPARTMENT OF REVENUE

DIVISION OF STATE AND LOCAL FINANCE • BUREAU OF LOCAL GOVERNMENT SERVICES • 2135 RIMROCK RD MADISON, WI 53713

Mailing Address:
PO Box 8971 #6-97
Madison WI 53708-8971
Fax: (608) 264-6887
lgs@wisconsin.gov

September 13, 2024

MARY LISOWSKI
TOWN OF ALMA
S1345 COUNTY RD NN
ALMA WI 54610-8367

Notice of Shared Revenue – 2025 Original Estimate

Notice Information

The Wisconsin Department of Revenue (DOR) is providing the **estimated** shared revenue amounts your local government will receive in 2025 under current state law for county and municipal aid, supplemental county and municipal aid, utility aid and the expenditure restraint incentive program. This does not include adjustments, shown on the July and November payment notices.

District	TOWN OF ALMA	County	BUFFALO	Co-muni code	06-002
-----------------	--------------	---------------	---------	---------------------	--------

Estimate Information

For an explanation of each aid payment listed below, review the additional information in this notice.

2025 Original Estimate	
1. County and municipal aid	\$22,207.26
2. Utility aid	\$0.00
3. Supplemental county and municipal aid	\$35,075.22
4. Expenditure restraint incentive program	\$0.00
5. Total Estimated 2025 Payments (sum of Lines 1-4)	\$57,282.48

Payment Information

Your local government will receive two distributions in 2025 :

- July 28, 2025: 15% of Line 1, 2, and 3 and 100% of Line 4 (*shown above*)
- November 17, 2025: balance of your 2025 aid payments

County and Municipal Aid

Under state law, the county and municipal aid paid to each county and municipality must be equal to the amount determined in 2012 (sec. 79.036, Wis. Stats.) and adjusted for fallen protective services insurance reimbursement (sec. 79.036(4), Wis. Stats.).

County and Municipal Aid Calculation	
1. Prior year county and municipal aid	\$21,709.54
2. Increase due to sales tax revenue, including adjustments (<i>district changes</i>)	\$499.32
3. Fallen protective services insurance adjustment	-\$1.60
4. Fallen protective services insurance reimbursement (<i>reported to DOR</i>)	\$0.00
5. Total County and Municipal Aid (sum of Lines 1-4)	\$22,207.26

Utility Aid

- Under state law, utility aid is distributed to each county and municipality where tax-exempt utility property is located (sec. 79.04, Wis. Stats.)
- Utility companies report utility property information to DOR annually
- DOR uses the provided information to accurately calculate utility aid (*shown below*)

Utility Aid Calculation	
1. Net book value, <i>as of December 31, 2024 (including expected additions/retirements)</i>	\$0.00
2. Total net book value payment	\$0.00
3. Minimum payment	\$0.00
4. Megawatt capacity	0.0
5. Megawatt capacity payment	\$0.00
6. Closed/decommissioned production plant (phased down) payment	\$0.00
7. Subtotal (<i>sum of Lines 2, 3, 5 and 6</i>)	\$0.00
8. Population cap	\$107,100.00
9. Adjusted subtotal (<i>lesser of Line 7 or Line 8</i>)	\$0.00
10. Adjacent site incentive payment	\$0.00
11. Baseload incentive payment	\$0.00
12. Co-generation incentive payment	\$0.00
13. Alternative energy incentive payment	\$0.00
14. Total incentive payments (<i>sum of Lines 10 through 13</i>)	\$0.00
15. Spent nuclear fuel payment	\$0.00
16. Total Utility Aid – this is the utility aid payment listed on the front of the estimate (<i>sum of Lines 9, 14 and 15</i>)	\$0.00

Supplemental County and Municipal Aid

- Under state law, supplemental county and municipal aid paid to each county and municipality is determined by 2023 Wisconsin Act 12 (sec. 79.037, Wis. Stats.)
- For detailed information, review [county and municipal aid spreadsheet](#)

Supplemental County and Municipal Aid Calculation	
1. Prior year supplemental county and municipal aid	\$34,286.63
2. Increase due to sales tax revenue including adjustments (<i>district changes</i>)	\$788.59
3. Total Supplemental County and Municipal Aid (<i>sum of Lines 1 and 2</i>)	\$35,075.22

Expenditure Restraint Incentive Program

- Only municipalities are eligible to receive Expenditure Restraint Incentive Program (ERIP) payments
- Under state law, in 2025, each municipality will receive a payment that is equal to the amount of the payment received by the municipality in 2024 (sec. 79.05(4), Wis. Stats., from 2023 WI Act 12 – notwithstanding subs. (2) and (3))

Contact Information

If you have questions, contact us at lgs@wisconsin.gov, (608) 266-8618 or (608) 261-5167.



State of Wisconsin • DEPARTMENT OF REVENUE

DIVISION OF STATE AND LOCAL FINANCE • BUREAU OF LOCAL GOVERNMENT SERVICES • 2135 RIMROCK RD MADISON, WI 53713

Mailing Address:
PO Box 8971 #6-97
Madison WI 53708-8971
Fax: (608) 264-6887
lgs@wisconsin.gov

September 13, 2024

DEBORAH RUFF
TOWN OF BELVIDERE
W1624 NORTH ST
COCHRANE WI 54622-7047

Notice of Shared Revenue – 2025 Original Estimate

Notice Information

The Wisconsin Department of Revenue (DOR) is providing the **estimated** shared revenue amounts your local government will receive in 2025 under current state law for county and municipal aid, supplemental county and municipal aid, utility aid and the expenditure restraint incentive program. This does not include adjustments, shown on the July and November payment notices.

District	TOWN OF BELVIDERE	County	BUFFALO	Co-muni code	06-004
-----------------	-------------------	---------------	---------	---------------------	--------

Estimate Information

For an explanation of each aid payment listed below, review the additional information in this notice.

2025 Original Estimate	
1. County and municipal aid	\$25,027.92
2. Utility aid	\$64,953.14
3. Supplemental county and municipal aid	\$37,327.48
4. Expenditure restraint incentive program	\$0.00
5. Total Estimated 2025 Payments (sum of Lines 1-4)	\$127,308.54

Payment Information

Your local government will receive two distributions in 2025 :

- July 28, 2025: 15% of Line 1, 2, and 3 and 100% of Line 4 (*shown above*)
- November 17, 2025: balance of your 2025 aid payments

County and Municipal Aid

Under state law, the county and municipal aid paid to each county and municipality must be equal to the amount determined in 2012 (sec. 79.036, Wis. Stats.) and adjusted for fallen protective services insurance reimbursement (sec. 79.036(4), Wis. Stats.).

County and Municipal Aid Calculation	
1. Prior year county and municipal aid	\$24,466.99
2. Increase due to sales tax revenue, including adjustments (<i>district changes</i>)	\$562.74
3. Fallen protective services insurance adjustment	-\$1.81
4. Fallen protective services insurance reimbursement (<i>reported to DOR</i>)	\$0.00
5. Total County and Municipal Aid (sum of Lines 1-4)	\$25,027.92

Utility Aid

- Under state law, utility aid is distributed to each county and municipality where tax-exempt utility property is located (sec. 79.04, Wis. Stats.)
- Utility companies report utility property information to DOR annually
- DOR uses the provided information to accurately calculate utility aid (*shown below*)

Utility Aid Calculation	
1. Net book value, <i>as of December 31, 2024 (including expected additions/retirements)</i>	\$21,651,046.00
2. Total net book value payment	\$64,953.14
3. Minimum payment	\$0.00
4. Megawatt capacity	0.0
5. Megawatt capacity payment	\$0.00
6. Closed/decommissioned production plant (phased down) payment	\$0.00
7. Subtotal (<i>sum of Lines 2, 3, 5 and 6</i>)	\$64,953.14
8. Population cap	\$162,350.00
9. Adjusted subtotal (<i>lesser of Line 7 or Line 8</i>)	\$64,953.14
10. Adjacent site incentive payment	\$0.00
11. Baseload incentive payment	\$0.00
12. Co-generation incentive payment	\$0.00
13. Alternative energy incentive payment	\$0.00
14. Total incentive payments (<i>sum of Lines 10 through 13</i>)	\$0.00
15. Spent nuclear fuel payment	\$0.00
16. Total Utility Aid – this is the utility aid payment listed on the front of the estimate (<i>sum of Lines 9, 14 and 15</i>)	\$64,953.14

Supplemental County and Municipal Aid

- Under state law, supplemental county and municipal aid paid to each county and municipality is determined by 2023 Wisconsin Act 12 (sec. 79.037, Wis. Stats.)
- For detailed information, review [county and municipal aid spreadsheet](#)

Supplemental County and Municipal Aid Calculation	
1. Prior year supplemental county and municipal aid	\$36,488.25
2. Increase due to sales tax revenue including adjustments (<i>district changes</i>)	\$839.23
3. Total Supplemental County and Municipal Aid (<i>sum of Lines 1 and 2</i>)	\$37,327.48

Expenditure Restraint Incentive Program

- Only municipalities are eligible to receive Expenditure Restraint Incentive Program (ERIP) payments
- Under state law, in 2025, each municipality will receive a payment that is equal to the amount of the payment received by the municipality in 2024 (sec. 79.05(4), Wis. Stats., from 2023 WI Act 12 – notwithstanding subs. (2) and (3))

Contact Information

If you have questions, contact us at lgs@wisconsin.gov, (608) 266-8618 or (608) 261-5167.



State of Wisconsin • DEPARTMENT OF REVENUE

DIVISION OF STATE AND LOCAL FINANCE • BUREAU OF LOCAL GOVERNMENT SERVICES • 2135 RIMROCK RD MADISON, WI 53713

Mailing Address:
PO Box 8971 #6-97
Madison WI 53708-8971
Fax: (608) 264-6887
lgs@wisconsin.gov

September 13, 2024

LISA BRAATEN
TOWN OF BUFFALO
W394 BLUFF SIDING RD
FOUNTAIN CITY WI 54629-7328

Notice of Shared Revenue – 2025 Original Estimate

Notice Information

The Wisconsin Department of Revenue (DOR) is providing the **estimated** shared revenue amounts your local government will receive in 2025 under current state law for county and municipal aid, supplemental county and municipal aid, utility aid and the expenditure restraint incentive program. This does not include adjustments, shown on the July and November payment notices.

District	TOWN OF BUFFALO	County	BUFFALO	Co-muni code	06-006
-----------------	-----------------	---------------	---------	---------------------	--------

Estimate Information

For an explanation of each aid payment listed below, review the additional information in this notice.

2025 Original Estimate	
1. County and municipal aid	\$36,829.71
2. Utility aid	\$0.00
3. Supplemental county and municipal aid	\$43,463.43
4. Expenditure restraint incentive program	\$0.00
5. Total Estimated 2025 Payments (sum of Lines 1-4)	\$80,293.14

Payment Information

Your local government will receive two distributions in 2025 :

- July 28, 2025: 15% of Line 1, 2, and 3 and 100% of Line 4 (*shown above*)
- November 17, 2025: balance of your 2025 aid payments

County and Municipal Aid

Under state law, the county and municipal aid paid to each county and municipality must be equal to the amount determined in 2012 (sec. 79.036, Wis. Stats.) and adjusted for fallen protective services insurance reimbursement (sec. 79.036(4), Wis. Stats.).

County and Municipal Aid Calculation	
1. Prior year county and municipal aid	\$36,004.27
2. Increase due to sales tax revenue, including adjustments (<i>district changes</i>)	\$828.10
3. Fallen protective services insurance adjustment	-\$2.66
4. Fallen protective services insurance reimbursement (<i>reported to DOR</i>)	\$0.00
5. Total County and Municipal Aid (sum of Lines 1-4)	\$36,829.71

Utility Aid

- Under state law, utility aid is distributed to each county and municipality where tax-exempt utility property is located (sec. 79.04, Wis. Stats.)
- Utility companies report utility property information to DOR annually
- DOR uses the provided information to accurately calculate utility aid (*shown below*)

Utility Aid Calculation	
1. Net book value, <i>as of December 31, 2024 (including expected additions/retirements)</i>	\$0.00
2. Total net book value payment	\$0.00
3. Minimum payment	\$0.00
4. Megawatt capacity	0.0
5. Megawatt capacity payment	\$0.00
6. Closed/decommissioned production plant (phased down) payment	\$0.00
7. Subtotal (<i>sum of Lines 2, 3, 5 and 6</i>)	\$0.00
8. Population cap	\$311,950.00
9. Adjusted subtotal (<i>lesser of Line 7 or Line 8</i>)	\$0.00
10. Adjacent site incentive payment	\$0.00
11. Baseload incentive payment	\$0.00
12. Co-generation incentive payment	\$0.00
13. Alternative energy incentive payment	\$0.00
14. Total incentive payments (<i>sum of Lines 10 through 13</i>)	\$0.00
15. Spent nuclear fuel payment	\$0.00
16. Total Utility Aid – this is the utility aid payment listed on the front of the estimate (<i>sum of Lines 9, 14 and 15</i>)	\$0.00

Supplemental County and Municipal Aid

- Under state law, supplemental county and municipal aid paid to each county and municipality is determined by 2023 Wisconsin Act 12 (sec. 79.037, Wis. Stats.)
- For detailed information, review [county and municipal aid spreadsheet](#)

Supplemental County and Municipal Aid Calculation	
1. Prior year supplemental county and municipal aid	\$42,486.25
2. Increase due to sales tax revenue including adjustments (<i>district changes</i>)	\$977.18
3. Total Supplemental County and Municipal Aid (<i>sum of Lines 1 and 2</i>)	\$43,463.43

Expenditure Restraint Incentive Program

- Only municipalities are eligible to receive Expenditure Restraint Incentive Program (ERIP) payments
- Under state law, in 2025, each municipality will receive a payment that is equal to the amount of the payment received by the municipality in 2024 (sec. 79.05(4), Wis. Stats., from 2023 WI Act 12 – notwithstanding subs. (2) and (3))

Contact Information

If you have questions, contact us at lgs@wisconsin.gov, (608) 266-8618 or (608) 261-5167.



State of Wisconsin • DEPARTMENT OF REVENUE

DIVISION OF STATE AND LOCAL FINANCE • BUREAU OF LOCAL GOVERNMENT SERVICES • 2135 RIMROCK RD MADISON, WI 53713

Mailing Address:
PO Box 8971 #6-97
Madison WI 53708-8971
Fax: (608) 264-6887
lgs@wisconsin.gov

September 13, 2024

MINDY FICHTENBAUER
TOWN OF CANTON
W1660 FICHTENBAUER RD
NELSON WI 54736-8317

Notice of Shared Revenue – 2025 Original Estimate

Notice Information

The Wisconsin Department of Revenue (DOR) is providing the **estimated** shared revenue amounts your local government will receive in 2025 under current state law for county and municipal aid, supplemental county and municipal aid, utility aid and the expenditure restraint incentive program. This does not include adjustments, shown on the July and November payment notices.

District	TOWN OF CANTON	County	BUFFALO	Co-muni code	06-008
-----------------	----------------	---------------	---------	---------------------	--------

Estimate Information

For an explanation of each aid payment listed below, review the additional information in this notice.

2025 Original Estimate	
1. County and municipal aid	\$21,297.20
2. Utility aid	\$596.86
3. Supplemental county and municipal aid	\$34,920.47
4. Expenditure restraint incentive program	\$0.00
5. Total Estimated 2025 Payments (sum of Lines 1-4)	\$56,814.53

Payment Information

Your local government will receive two distributions in 2025 :

- July 28, 2025: 15% of Line 1, 2, and 3 and 100% of Line 4 (*shown above*)
- November 17, 2025: balance of your 2025 aid payments

County and Municipal Aid

Under state law, the county and municipal aid paid to each county and municipality must be equal to the amount determined in 2012 (sec. 79.036, Wis. Stats.) and adjusted for fallen protective services insurance reimbursement (sec. 79.036(4), Wis. Stats.).

County and Municipal Aid Calculation	
1. Prior year county and municipal aid	\$20,819.88
2. Increase due to sales tax revenue, including adjustments (<i>district changes</i>)	\$478.86
3. Fallen protective services insurance adjustment	-\$1.54
4. Fallen protective services insurance reimbursement (<i>reported to DOR</i>)	\$0.00
5. Total County and Municipal Aid (sum of Lines 1-4)	\$21,297.20

Utility Aid

- Under state law, utility aid is distributed to each county and municipality where tax-exempt utility property is located (sec. 79.04, Wis. Stats.)
- Utility companies report utility property information to DOR annually
- DOR uses the provided information to accurately calculate utility aid (*shown below*)

Utility Aid Calculation	
1. Net book value, as of December 31, 2024 (including expected additions/retirements)	\$198,953.00
2. Total net book value payment	\$596.86
3. Minimum payment	\$0.00
4. Megawatt capacity	0.0
5. Megawatt capacity payment	\$0.00
6. Closed/decommissioned production plant (phased down) payment	\$0.00
7. Subtotal (sum of Lines 2, 3, 5 and 6)	\$596.86
8. Population cap	\$102,000.00
9. Adjusted subtotal (lesser of Line 7 or Line 8)	\$596.86
10. Adjacent site incentive payment	\$0.00
11. Baseload incentive payment	\$0.00
12. Co-generation incentive payment	\$0.00
13. Alternative energy incentive payment	\$0.00
14. Total incentive payments (sum of Lines 10 through 13)	\$0.00
15. Spent nuclear fuel payment	\$0.00
16. Total Utility Aid – this is the utility aid payment listed on the front of the estimate (sum of Lines 9, 14 and 15)	\$596.86

Supplemental County and Municipal Aid

- Under state law, supplemental county and municipal aid paid to each county and municipality is determined by 2023 Wisconsin Act 12 (sec. 79.037, Wis. Stats.)
- For detailed information, review [county and municipal aid spreadsheet](#)

Supplemental County and Municipal Aid Calculation	
1. Prior year supplemental county and municipal aid	\$34,135.36
2. Increase due to sales tax revenue including adjustments (district changes)	\$785.11
3. Total Supplemental County and Municipal Aid (sum of Lines 1 and 2)	\$34,920.47

Expenditure Restraint Incentive Program

- Only municipalities are eligible to receive Expenditure Restraint Incentive Program (ERIP) payments
- Under state law, in 2025, each municipality will receive a payment that is equal to the amount of the payment received by the municipality in 2024 (sec. 79.05(4), Wis. Stats., from 2023 WI Act 12 – notwithstanding subs. (2) and (3))

Contact Information

If you have questions, contact us at lgs@wisconsin.gov, (608) 266-8618 or (608) 261-5167.



State of Wisconsin • DEPARTMENT OF REVENUE

DIVISION OF STATE AND LOCAL FINANCE • BUREAU OF LOCAL GOVERNMENT SERVICES • 2135 RIMROCK RD MADISON, WI 53713

Mailing Address:
PO Box 8971 #6-97
Madison WI 53708-8971
Fax: (608) 264-6887
lgs@wisconsin.gov

September 13, 2024

CARRIE VENNER-ADAMS
TOWN OF CROSS
S3173 COUNTY ROAD M
FOUNTAIN CITY WI 54629

Notice of Shared Revenue – 2025 Original Estimate

Notice Information

The Wisconsin Department of Revenue (DOR) is providing the **estimated** shared revenue amounts your local government will receive in 2025 under current state law for county and municipal aid, supplemental county and municipal aid, utility aid and the expenditure restraint incentive program. This does not include adjustments, shown on the July and November payment notices.

District	TOWN OF CROSS	County	BUFFALO	Co-muni code	06-010
-----------------	---------------	---------------	---------	---------------------	--------

Estimate Information

For an explanation of each aid payment listed below, review the additional information in this notice.

2025 Original Estimate	
1. County and municipal aid	\$17,845.39
2. Utility aid	\$0.00
3. Supplemental county and municipal aid	\$37,035.22
4. Expenditure restraint incentive program	\$0.00
5. Total Estimated 2025 Payments (sum of Lines 1-4)	\$54,880.61

Payment Information

Your local government will receive two distributions in 2025 :

- July 28, 2025: 15% of Line 1, 2, and 3 and 100% of Line 4 (*shown above*)
- November 17, 2025: balance of your 2025 aid payments

County and Municipal Aid

Under state law, the county and municipal aid paid to each county and municipality must be equal to the amount determined in 2012 (sec. 79.036, Wis. Stats.) and adjusted for fallen protective services insurance reimbursement (sec. 79.036(4), Wis. Stats.).

County and Municipal Aid Calculation	
1. Prior year county and municipal aid	\$17,445.44
2. Increase due to sales tax revenue, including adjustments (<i>district changes</i>)	\$401.24
3. Fallen protective services insurance adjustment	-\$1.29
4. Fallen protective services insurance reimbursement (<i>reported to DOR</i>)	\$0.00
5. Total County and Municipal Aid (sum of Lines 1-4)	\$17,845.39

Utility Aid

- Under state law, utility aid is distributed to each county and municipality where tax-exempt utility property is located (sec. 79.04, Wis. Stats.)
- Utility companies report utility property information to DOR annually
- DOR uses the provided information to accurately calculate utility aid (*shown below*)

Utility Aid Calculation	
1. Net book value, <i>as of December 31, 2024 (including expected additions/retirements)</i>	\$0.00
2. Total net book value payment	\$0.00
3. Minimum payment	\$0.00
4. Megawatt capacity	0.0
5. Megawatt capacity payment	\$0.00
6. Closed/decommissioned production plant (phased down) payment	\$0.00
7. Subtotal (<i>sum of Lines 2, 3, 5 and 6</i>)	\$0.00
8. Population cap	\$159,375.00
9. Adjusted subtotal (<i>lesser of Line 7 or Line 8</i>)	\$0.00
10. Adjacent site incentive payment	\$0.00
11. Baseload incentive payment	\$0.00
12. Co-generation incentive payment	\$0.00
13. Alternative energy incentive payment	\$0.00
14. Total incentive payments (<i>sum of Lines 10 through 13</i>)	\$0.00
15. Spent nuclear fuel payment	\$0.00
16. Total Utility Aid – this is the utility aid payment listed on the front of the estimate (<i>sum of Lines 9, 14 and 15</i>)	\$0.00

Supplemental County and Municipal Aid

- Under state law, supplemental county and municipal aid paid to each county and municipality is determined by 2023 Wisconsin Act 12 (sec. 79.037, Wis. Stats.)
- For detailed information, review [county and municipal aid spreadsheet](#)

Supplemental County and Municipal Aid Calculation	
1. Prior year supplemental county and municipal aid	\$36,202.56
2. Increase due to sales tax revenue including adjustments (<i>district changes</i>)	\$832.66
3. Total Supplemental County and Municipal Aid (<i>sum of Lines 1 and 2</i>)	\$37,035.22

Expenditure Restraint Incentive Program

- Only municipalities are eligible to receive Expenditure Restraint Incentive Program (ERIP) payments
- Under state law, in 2025, each municipality will receive a payment that is equal to the amount of the payment received by the municipality in 2024 (sec. 79.05(4), Wis. Stats., from 2023 WI Act 12 – notwithstanding subs. (2) and (3))

Contact Information

If you have questions, contact us at lgs@wisconsin.gov, (608) 266-8618 or (608) 261-5167.



State of Wisconsin • DEPARTMENT OF REVENUE

DIVISION OF STATE AND LOCAL FINANCE • BUREAU OF LOCAL GOVERNMENT SERVICES • 2135 RIMROCK RD MADISON, WI 53713

Mailing Address:
PO Box 8971 #6-97
Madison WI 53708-8971
Fax: (608) 264-6887
lgs@wisconsin.gov

September 13, 2024

JENNIFER SEVERSON
TOWN OF DOVER
S891 COUNTY RD BB
INDEPENDENCE WI 54747

Notice of Shared Revenue – 2025 Original Estimate

Notice Information

The Wisconsin Department of Revenue (DOR) is providing the **estimated** shared revenue amounts your local government will receive in 2025 under current state law for county and municipal aid, supplemental county and municipal aid, utility aid and the expenditure restraint incentive program. This does not include adjustments, shown on the July and November payment notices.

District	TOWN OF DOVER	County	BUFFALO	Co-muni code	06-012
-----------------	---------------	---------------	---------	---------------------	--------

Estimate Information

For an explanation of each aid payment listed below, review the additional information in this notice.

2025 Original Estimate	
1. County and municipal aid	\$36,969.78
2. Utility aid	\$650.48
3. Supplemental county and municipal aid	\$39,630.94
4. Expenditure restraint incentive program	\$0.00
5. Total Estimated 2025 Payments (sum of Lines 1-4)	\$77,251.20

Payment Information

Your local government will receive two distributions in 2025 :

- July 28, 2025: 15% of Line 1, 2, and 3 and 100% of Line 4 (*shown above*)
- November 17, 2025: balance of your 2025 aid payments

County and Municipal Aid

Under state law, the county and municipal aid paid to each county and municipality must be equal to the amount determined in 2012 (sec. 79.036, Wis. Stats.) and adjusted for fallen protective services insurance reimbursement (sec. 79.036(4), Wis. Stats.).

County and Municipal Aid Calculation	
1. Prior year county and municipal aid	\$36,141.20
2. Increase due to sales tax revenue, including adjustments (<i>district changes</i>)	\$831.25
3. Fallen protective services insurance adjustment	-\$2.67
4. Fallen protective services insurance reimbursement (<i>reported to DOR</i>)	\$0.00
5. Total County and Municipal Aid (sum of Lines 1-4)	\$36,969.78

Utility Aid

- Under state law, utility aid is distributed to each county and municipality where tax-exempt utility property is located (sec. 79.04, Wis. Stats.)
- Utility companies report utility property information to DOR annually
- DOR uses the provided information to accurately calculate utility aid (*shown below*)

Utility Aid Calculation	
1. Net book value, <i>as of December 31, 2024 (including expected additions/retirements)</i>	\$216,825.00
2. Total net book value payment	\$650.48
3. Minimum payment	\$0.00
4. Megawatt capacity	0.0
5. Megawatt capacity payment	\$0.00
6. Closed/decommissioned production plant (phased down) payment	\$0.00
7. Subtotal (<i>sum of Lines 2, 3, 5 and 6</i>)	\$650.48
8. Population cap	\$220,150.00
9. Adjusted subtotal (<i>lesser of Line 7 or Line 8</i>)	\$650.48
10. Adjacent site incentive payment	\$0.00
11. Baseload incentive payment	\$0.00
12. Co-generation incentive payment	\$0.00
13. Alternative energy incentive payment	\$0.00
14. Total incentive payments (<i>sum of Lines 10 through 13</i>)	\$0.00
15. Spent nuclear fuel payment	\$0.00
16. Total Utility Aid – this is the utility aid payment listed on the front of the estimate <i>(sum of Lines 9, 14 and 15)</i>	\$650.48

Supplemental County and Municipal Aid

- Under state law, supplemental county and municipal aid paid to each county and municipality is determined by 2023 Wisconsin Act 12 (sec. 79.037, Wis. Stats.)
- For detailed information, review [county and municipal aid spreadsheet](#)

Supplemental County and Municipal Aid Calculation	
1. Prior year supplemental county and municipal aid	\$38,739.92
2. Increase due to sales tax revenue including adjustments (<i>district changes</i>)	\$891.02
3. Total Supplemental County and Municipal Aid (<i>sum of Lines 1 and 2</i>)	\$39,630.94

Expenditure Restraint Incentive Program

- Only municipalities are eligible to receive Expenditure Restraint Incentive Program (ERIP) payments
- Under state law, in 2025, each municipality will receive a payment that is equal to the amount of the payment received by the municipality in 2024 (sec. 79.05(4), Wis. Stats., from 2023 WI Act 12 – notwithstanding subs. (2) and (3))

Contact Information

If you have questions, contact us at lgs@wisconsin.gov, (608) 266-8618 or (608) 261-5167.



State of Wisconsin • DEPARTMENT OF REVENUE

DIVISION OF STATE AND LOCAL FINANCE • BUREAU OF LOCAL GOVERNMENT SERVICES • 2135 RIMROCK RD MADISON, WI 53713

Mailing Address:
PO Box 8971 #6-97
Madison WI 53708-8971
Fax: (608) 264-6887
lgs@wisconsin.gov

September 13, 2024

JESSICA LISOWSKI
TOWN OF GILMANTON
S783 PFUND ROAD
MONDOVI WI 54755-8309

Notice of Shared Revenue – 2025 Original Estimate

Notice Information

The Wisconsin Department of Revenue (DOR) is providing the **estimated** shared revenue amounts your local government will receive in 2025 under current state law for county and municipal aid, supplemental county and municipal aid, utility aid and the expenditure restraint incentive program. This does not include adjustments, shown on the July and November payment notices.

District	TOWN OF GILMANTON	County	BUFFALO	Co-muni code	06-014
-----------------	-------------------	---------------	---------	---------------------	--------

Estimate Information

For an explanation of each aid payment listed below, review the additional information in this notice.

2025 Original Estimate	
1. County and municipal aid	\$36,360.86
2. Utility aid	\$178.22
3. Supplemental county and municipal aid	\$37,963.55
4. Expenditure restraint incentive program	\$0.00
5. Total Estimated 2025 Payments (sum of Lines 1-4)	\$74,502.63

Payment Information

Your local government will receive two distributions in 2025 :

- July 28, 2025: 15% of Line 1, 2, and 3 and 100% of Line 4 (*shown above*)
- November 17, 2025: balance of your 2025 aid payments

County and Municipal Aid

Under state law, the county and municipal aid paid to each county and municipality must be equal to the amount determined in 2012 (sec. 79.036, Wis. Stats.) and adjusted for fallen protective services insurance reimbursement (sec. 79.036(4), Wis. Stats.).

County and Municipal Aid Calculation	
1. Prior year county and municipal aid	\$35,545.93
2. Increase due to sales tax revenue, including adjustments (<i>district changes</i>)	\$817.56
3. Fallen protective services insurance adjustment	-\$2.63
4. Fallen protective services insurance reimbursement (<i>reported to DOR</i>)	\$0.00
5. Total County and Municipal Aid (sum of Lines 1-4)	\$36,360.86

Utility Aid

- Under state law, utility aid is distributed to each county and municipality where tax-exempt utility property is located (sec. 79.04, Wis. Stats.)
- Utility companies report utility property information to DOR annually
- DOR uses the provided information to accurately calculate utility aid (*shown below*)

Utility Aid Calculation	
1. Net book value, <i>as of December 31, 2024 (including expected additions/retirements)</i>	\$59,406.00
2. Total net book value payment	\$178.22
3. Minimum payment	\$0.00
4. Megawatt capacity	0.0
5. Megawatt capacity payment	\$0.00
6. Closed/decommissioned production plant (phased down) payment	\$0.00
7. Subtotal (<i>sum of Lines 2, 3, 5 and 6</i>)	\$178.22
8. Population cap	\$177,225.00
9. Adjusted subtotal (<i>lesser of Line 7 or Line 8</i>)	\$178.22
10. Adjacent site incentive payment	\$0.00
11. Baseload incentive payment	\$0.00
12. Co-generation incentive payment	\$0.00
13. Alternative energy incentive payment	\$0.00
14. Total incentive payments (<i>sum of Lines 10 through 13</i>)	\$0.00
15. Spent nuclear fuel payment	\$0.00
16. Total Utility Aid – this is the utility aid payment listed on the front of the estimate (<i>sum of Lines 9, 14 and 15</i>)	\$178.22

Supplemental County and Municipal Aid

- Under state law, supplemental county and municipal aid paid to each county and municipality is determined by 2023 Wisconsin Act 12 (sec. 79.037, Wis. Stats.)
- For detailed information, review [county and municipal aid spreadsheet](#)

Supplemental County and Municipal Aid Calculation	
1. Prior year supplemental county and municipal aid	\$37,110.02
2. Increase due to sales tax revenue including adjustments (<i>district changes</i>)	\$853.53
3. Total Supplemental County and Municipal Aid (<i>sum of Lines 1 and 2</i>)	\$37,963.55

Expenditure Restraint Incentive Program

- Only municipalities are eligible to receive Expenditure Restraint Incentive Program (ERIP) payments
- Under state law, in 2025, each municipality will receive a payment that is equal to the amount of the payment received by the municipality in 2024 (sec. 79.05(4), Wis. Stats., from 2023 WI Act 12 – notwithstanding subs. (2) and (3))

Contact Information

If you have questions, contact us at lgs@wisconsin.gov, (608) 266-8618 or (608) 261-5167.



State of Wisconsin • DEPARTMENT OF REVENUE

DIVISION OF STATE AND LOCAL FINANCE • BUREAU OF LOCAL GOVERNMENT SERVICES • 2135 RIMROCK RD MADISON, WI 53713

Mailing Address:
PO Box 8971 #6-97
Madison WI 53708-8971
Fax: (608) 264-6887
lgs@wisconsin.gov

September 13, 2024

ANNE CORNISH
TOWN OF GLENCOE
W104 STATE HWY 95
ARCADIA WI 54612-8725

Notice of Shared Revenue – 2025 Original Estimate

Notice Information

The Wisconsin Department of Revenue (DOR) is providing the **estimated** shared revenue amounts your local government will receive in 2025 under current state law for county and municipal aid, supplemental county and municipal aid, utility aid and the expenditure restraint incentive program. This does not include adjustments, shown on the July and November payment notices.

District	TOWN OF GLENCOE	County	BUFFALO	Co-muni code	06-016
-----------------	-----------------	---------------	---------	---------------------	--------

Estimate Information

For an explanation of each aid payment listed below, review the additional information in this notice.

2025 Original Estimate	
1. County and municipal aid	\$28,369.27
2. Utility aid	\$75.81
3. Supplemental county and municipal aid	\$37,671.30
4. Expenditure restraint incentive program	\$0.00
5. Total Estimated 2025 Payments (sum of Lines 1-4)	\$66,116.38

Payment Information

Your local government will receive two distributions in 2025 :

- July 28, 2025: 15% of Line 1, 2, and 3 and 100% of Line 4 (*shown above*)
- November 17, 2025: balance of your 2025 aid payments

County and Municipal Aid

Under state law, the county and municipal aid paid to each county and municipality must be equal to the amount determined in 2012 (sec. 79.036, Wis. Stats.) and adjusted for fallen protective services insurance reimbursement (sec. 79.036(4), Wis. Stats.).

County and Municipal Aid Calculation	
1. Prior year county and municipal aid	\$27,733.45
2. Increase due to sales tax revenue, including adjustments (<i>district changes</i>)	\$637.87
3. Fallen protective services insurance adjustment	-\$2.05
4. Fallen protective services insurance reimbursement (<i>reported to DOR</i>)	\$0.00
5. Total County and Municipal Aid (sum of Lines 1-4)	\$28,369.27

Utility Aid

- Under state law, utility aid is distributed to each county and municipality where tax-exempt utility property is located (sec. 79.04, Wis. Stats.)
- Utility companies report utility property information to DOR annually
- DOR uses the provided information to accurately calculate utility aid (*shown below*)

Utility Aid Calculation	
1. Net book value, <i>as of December 31, 2024 (including expected additions/retirements)</i>	\$25,269.00
2. Total net book value payment	\$75.81
3. Minimum payment	\$0.00
4. Megawatt capacity	0.0
5. Megawatt capacity payment	\$0.00
6. Closed/decommissioned production plant (phased down) payment	\$0.00
7. Subtotal (<i>sum of Lines 2, 3, 5 and 6</i>)	\$75.81
8. Population cap	\$172,975.00
9. Adjusted subtotal (<i>lesser of Line 7 or Line 8</i>)	\$75.81
10. Adjacent site incentive payment	\$0.00
11. Baseload incentive payment	\$0.00
12. Co-generation incentive payment	\$0.00
13. Alternative energy incentive payment	\$0.00
14. Total incentive payments (<i>sum of Lines 10 through 13</i>)	\$0.00
15. Spent nuclear fuel payment	\$0.00
16. Total Utility Aid – this is the utility aid payment listed on the front of the estimate (<i>sum of Lines 9, 14 and 15</i>)	\$75.81

Supplemental County and Municipal Aid

- Under state law, supplemental county and municipal aid paid to each county and municipality is determined by 2023 Wisconsin Act 12 (sec. 79.037, Wis. Stats.)
- For detailed information, review [county and municipal aid spreadsheet](#)

Supplemental County and Municipal Aid Calculation	
1. Prior year supplemental county and municipal aid	\$36,824.34
2. Increase due to sales tax revenue including adjustments (<i>district changes</i>)	\$846.96
3. Total Supplemental County and Municipal Aid (<i>sum of Lines 1 and 2</i>)	\$37,671.30

Expenditure Restraint Incentive Program

- Only municipalities are eligible to receive Expenditure Restraint Incentive Program (ERIP) payments
- Under state law, in 2025, each municipality will receive a payment that is equal to the amount of the payment received by the municipality in 2024 (sec. 79.05(4), Wis. Stats., from 2023 WI Act 12 – notwithstanding subs. (2) and (3))

Contact Information

If you have questions, contact us at lgs@wisconsin.gov, (608) 266-8618 or (608) 261-5167.



State of Wisconsin • DEPARTMENT OF REVENUE

DIVISION OF STATE AND LOCAL FINANCE • BUREAU OF LOCAL GOVERNMENT SERVICES • 2135 RIMROCK RD MADISON, WI 53713

Mailing Address:
PO Box 8971 #6-97
Madison WI 53708-8971
Fax: (608) 264-6887
lgs@wisconsin.gov

September 13, 2024

LORI DAHL
TOWN OF LINCOLN
S1845 COUNTY RD XX
ALMA WI 54610-8134

Notice of Shared Revenue – 2025 Original Estimate

Notice Information

The Wisconsin Department of Revenue (DOR) is providing the **estimated** shared revenue amounts your local government will receive in 2025 under current state law for county and municipal aid, supplemental county and municipal aid, utility aid and the expenditure restraint incentive program. This does not include adjustments, shown on the July and November payment notices.

District	TOWN OF LINCOLN	County	BUFFALO	Co-muni code	06-018
-----------------	-----------------	---------------	---------	---------------------	--------

Estimate Information

For an explanation of each aid payment listed below, review the additional information in this notice.

2025 Original Estimate	
1. County and municipal aid	\$9,784.52
2. Utility aid	\$326.66
3. Supplemental county and municipal aid	\$33,544.86
4. Expenditure restraint incentive program	\$0.00
5. Total Estimated 2025 Payments (sum of Lines 1-4)	\$43,656.04

Payment Information

Your local government will receive two distributions in 2025 :

- July 28, 2025: 15% of Line 1, 2, and 3 and 100% of Line 4 (*shown above*)
- November 17, 2025: balance of your 2025 aid payments

County and Municipal Aid

Under state law, the county and municipal aid paid to each county and municipality must be equal to the amount determined in 2012 (sec. 79.036, Wis. Stats.) and adjusted for fallen protective services insurance reimbursement (sec. 79.036(4), Wis. Stats.).

County and Municipal Aid Calculation	
1. Prior year county and municipal aid	\$9,565.23
2. Increase due to sales tax revenue, including adjustments (<i>district changes</i>)	\$220.00
3. Fallen protective services insurance adjustment	-\$0.71
4. Fallen protective services insurance reimbursement (<i>reported to DOR</i>)	\$0.00
5. Total County and Municipal Aid (sum of Lines 1-4)	\$9,784.52

Utility Aid

- Under state law, utility aid is distributed to each county and municipality where tax-exempt utility property is located (sec. 79.04, Wis. Stats.)
- Utility companies report utility property information to DOR annually
- DOR uses the provided information to accurately calculate utility aid (*shown below*)

Utility Aid Calculation	
1. Net book value, <i>as of December 31, 2024 (including expected additions/retirements)</i>	\$108,886.00
2. Total net book value payment	\$326.66
3. Minimum payment	\$0.00
4. Megawatt capacity	0.0
5. Megawatt capacity payment	\$0.00
6. Closed/decommissioned production plant (phased down) payment	\$0.00
7. Subtotal (<i>sum of Lines 2, 3, 5 and 6</i>)	\$326.66
8. Population cap	\$68,425.00
9. Adjusted subtotal (<i>lesser of Line 7 or Line 8</i>)	\$326.66
10. Adjacent site incentive payment	\$0.00
11. Baseload incentive payment	\$0.00
12. Co-generation incentive payment	\$0.00
13. Alternative energy incentive payment	\$0.00
14. Total incentive payments (<i>sum of Lines 10 through 13</i>)	\$0.00
15. Spent nuclear fuel payment	\$0.00
16. Total Utility Aid – this is the utility aid payment listed on the front of the estimate (<i>sum of Lines 9, 14 and 15</i>)	\$326.66

Supplemental County and Municipal Aid

- Under state law, supplemental county and municipal aid paid to each county and municipality is determined by 2023 Wisconsin Act 12 (sec. 79.037, Wis. Stats.)
- For detailed information, review [county and municipal aid spreadsheet](#)

Supplemental County and Municipal Aid Calculation	
1. Prior year supplemental county and municipal aid	\$32,790.67
2. Increase due to sales tax revenue including adjustments (<i>district changes</i>)	\$754.19
3. Total Supplemental County and Municipal Aid (<i>sum of Lines 1 and 2</i>)	\$33,544.86

Expenditure Restraint Incentive Program

- Only municipalities are eligible to receive Expenditure Restraint Incentive Program (ERIP) payments
- Under state law, in 2025, each municipality will receive a payment that is equal to the amount of the payment received by the municipality in 2024 (sec. 79.05(4), Wis. Stats., from 2023 WI Act 12 – notwithstanding subs. (2) and (3))

Contact Information

If you have questions, contact us at lgs@wisconsin.gov, (608) 266-8618 or (608) 261-5167.



State of Wisconsin • DEPARTMENT OF REVENUE

DIVISION OF STATE AND LOCAL FINANCE • BUREAU OF LOCAL GOVERNMENT SERVICES • 2135 RIMROCK RD MADISON, WI 53713

Mailing Address:
PO Box 8971 #6-97
Madison WI 53708-8971
Fax: (608) 264-6887
lgs@wisconsin.gov

September 13, 2024

BARBARA TRAUN
TOWN OF MAXVILLE
S386 COUNTY RD AA
DURAND WI 54736-8068

Notice of Shared Revenue – 2025 Original Estimate

Notice Information

The Wisconsin Department of Revenue (DOR) is providing the **estimated** shared revenue amounts your local government will receive in 2025 under current state law for county and municipal aid, supplemental county and municipal aid, utility aid and the expenditure restraint incentive program. This does not include adjustments, shown on the July and November payment notices.

District	TOWN OF MAXVILLE	County	BUFFALO	Co-muni code	06-020
-----------------	------------------	---------------	---------	---------------------	--------

Estimate Information

For an explanation of each aid payment listed below, review the additional information in this notice.

2025 Original Estimate	
1. County and municipal aid	\$11,336.44
2. Utility aid	\$0.00
3. Supplemental county and municipal aid	\$36,192.80
4. Expenditure restraint incentive program	\$0.00
5. Total Estimated 2025 Payments (sum of Lines 1-4)	\$47,529.24

Payment Information

Your local government will receive two distributions in 2025 :

- July 28, 2025: 15% of Line 1, 2, and 3 and 100% of Line 4 (*shown above*)
- November 17, 2025: balance of your 2025 aid payments

County and Municipal Aid

Under state law, the county and municipal aid paid to each county and municipality must be equal to the amount determined in 2012 (sec. 79.036, Wis. Stats.) and adjusted for fallen protective services insurance reimbursement (sec. 79.036(4), Wis. Stats.).

County and Municipal Aid Calculation	
1. Prior year county and municipal aid	\$11,082.37
2. Increase due to sales tax revenue, including adjustments (<i>district changes</i>)	\$254.89
3. Fallen protective services insurance adjustment	-\$0.82
4. Fallen protective services insurance reimbursement (<i>reported to DOR</i>)	\$0.00
5. Total County and Municipal Aid (sum of Lines 1-4)	\$11,336.44

Utility Aid

- Under state law, utility aid is distributed to each county and municipality where tax-exempt utility property is located (sec. 79.04, Wis. Stats.)
- Utility companies report utility property information to DOR annually
- DOR uses the provided information to accurately calculate utility aid (*shown below*)

Utility Aid Calculation	
1. Net book value, <i>as of December 31, 2024 (including expected additions/retirements)</i>	\$0.00
2. Total net book value payment	\$0.00
3. Minimum payment	\$0.00
4. Megawatt capacity	0.0
5. Megawatt capacity payment	\$0.00
6. Closed/decommissioned production plant (phased down) payment	\$0.00
7. Subtotal (<i>sum of Lines 2, 3, 5 and 6</i>)	\$0.00
8. Population cap	\$134,725.00
9. Adjusted subtotal (<i>lesser of Line 7 or Line 8</i>)	\$0.00
10. Adjacent site incentive payment	\$0.00
11. Baseload incentive payment	\$0.00
12. Co-generation incentive payment	\$0.00
13. Alternative energy incentive payment	\$0.00
14. Total incentive payments (<i>sum of Lines 10 through 13</i>)	\$0.00
15. Spent nuclear fuel payment	\$0.00
16. Total Utility Aid – this is the utility aid payment listed on the front of the estimate (<i>sum of Lines 9, 14 and 15</i>)	\$0.00

Supplemental County and Municipal Aid

- Under state law, supplemental county and municipal aid paid to each county and municipality is determined by 2023 Wisconsin Act 12 (sec. 79.037, Wis. Stats.)
- For detailed information, review [county and municipal aid spreadsheet](#)

Supplemental County and Municipal Aid Calculation	
1. Prior year supplemental county and municipal aid	\$35,379.08
2. Increase due to sales tax revenue including adjustments (<i>district changes</i>)	\$813.72
3. Total Supplemental County and Municipal Aid (<i>sum of Lines 1 and 2</i>)	\$36,192.80

Expenditure Restraint Incentive Program

- Only municipalities are eligible to receive Expenditure Restraint Incentive Program (ERIP) payments
- Under state law, in 2025, each municipality will receive a payment that is equal to the amount of the payment received by the municipality in 2024 (sec. 79.05(4), Wis. Stats., from 2023 WI Act 12 – notwithstanding subs. (2) and (3))

Contact Information

If you have questions, contact us at lgs@wisconsin.gov, (608) 266-8618 or (608) 261-5167.



State of Wisconsin • DEPARTMENT OF REVENUE

DIVISION OF STATE AND LOCAL FINANCE • BUREAU OF LOCAL GOVERNMENT SERVICES • 2135 RIMROCK RD MADISON, WI 53713

Mailing Address:
PO Box 8971 #6-97
Madison WI 53708-8971
Fax: (608) 264-6887
lgs@wisconsin.gov

September 13, 2024

KALENE ENGEL
TOWN OF MILTON
W823 ENGEL ROAD
FOUNTAIN CITY WI 54629-7523

Notice of Shared Revenue – 2025 Original Estimate

Notice Information

The Wisconsin Department of Revenue (DOR) is providing the **estimated** shared revenue amounts your local government will receive in 2025 under current state law for county and municipal aid, supplemental county and municipal aid, utility aid and the expenditure restraint incentive program. This does not include adjustments, shown on the July and November payment notices.

District	TOWN OF MILTON	County	BUFFALO	Co-muni code	06-022
-----------------	----------------	---------------	---------	---------------------	--------

Estimate Information

For an explanation of each aid payment listed below, review the additional information in this notice.

2025 Original Estimate	
1. County and municipal aid	\$34,894.62
2. Utility aid	\$84.07
3. Supplemental county and municipal aid	\$39,974.70
4. Expenditure restraint incentive program	\$0.00
5. Total Estimated 2025 Payments (sum of Lines 1-4)	\$74,953.39

Payment Information

Your local government will receive two distributions in 2025 :

- July 28, 2025: 15% of Line 1, 2, and 3 and 100% of Line 4 (*shown above*)
- November 17, 2025: balance of your 2025 aid payments

County and Municipal Aid

Under state law, the county and municipal aid paid to each county and municipality must be equal to the amount determined in 2012 (sec. 79.036, Wis. Stats.) and adjusted for fallen protective services insurance reimbursement (sec. 79.036(4), Wis. Stats.).

County and Municipal Aid Calculation	
1. Prior year county and municipal aid	\$34,112.55
2. Increase due to sales tax revenue, including adjustments (<i>district changes</i>)	\$784.59
3. Fallen protective services insurance adjustment	-\$2.52
4. Fallen protective services insurance reimbursement (<i>reported to DOR</i>)	\$0.00
5. Total County and Municipal Aid (sum of Lines 1-4)	\$34,894.62

Utility Aid

- Under state law, utility aid is distributed to each county and municipality where tax-exempt utility property is located (sec. 79.04, Wis. Stats.)
- Utility companies report utility property information to DOR annually
- DOR uses the provided information to accurately calculate utility aid (*shown below*)

Utility Aid Calculation	
1. Net book value, <i>as of December 31, 2024 (including expected additions/retirements)</i>	\$28,024.00
2. Total net book value payment	\$84.07
3. Minimum payment	\$0.00
4. Megawatt capacity	0.0
5. Megawatt capacity payment	\$0.00
6. Closed/decommissioned production plant (phased down) payment	\$0.00
7. Subtotal (<i>sum of Lines 2, 3, 5 and 6</i>)	\$84.07
8. Population cap	\$226,100.00
9. Adjusted subtotal (<i>lesser of Line 7 or Line 8</i>)	\$84.07
10. Adjacent site incentive payment	\$0.00
11. Baseload incentive payment	\$0.00
12. Co-generation incentive payment	\$0.00
13. Alternative energy incentive payment	\$0.00
14. Total incentive payments (<i>sum of Lines 10 through 13</i>)	\$0.00
15. Spent nuclear fuel payment	\$0.00
16. Total Utility Aid – this is the utility aid payment listed on the front of the estimate (<i>sum of Lines 9, 14 and 15</i>)	\$84.07

Supplemental County and Municipal Aid

- Under state law, supplemental county and municipal aid paid to each county and municipality is determined by 2023 Wisconsin Act 12 (sec. 79.037, Wis. Stats.)
- For detailed information, review [county and municipal aid spreadsheet](#)

Supplemental County and Municipal Aid Calculation	
1. Prior year supplemental county and municipal aid	\$39,075.95
2. Increase due to sales tax revenue including adjustments (<i>district changes</i>)	\$898.75
3. Total Supplemental County and Municipal Aid (<i>sum of Lines 1 and 2</i>)	\$39,974.70

Expenditure Restraint Incentive Program

- Only municipalities are eligible to receive Expenditure Restraint Incentive Program (ERIP) payments
- Under state law, in 2025, each municipality will receive a payment that is equal to the amount of the payment received by the municipality in 2024 (sec. 79.05(4), Wis. Stats., from 2023 WI Act 12 – notwithstanding subs. (2) and (3))

Contact Information

If you have questions, contact us at lgs@wisconsin.gov, (608) 266-8618 or (608) 261-5167.



State of Wisconsin • DEPARTMENT OF REVENUE

DIVISION OF STATE AND LOCAL FINANCE • BUREAU OF LOCAL GOVERNMENT SERVICES • 2135 RIMROCK RD MADISON, WI 53713

Mailing Address:
PO Box 8971 #6-97
Madison WI 53708-8971
Fax: (608) 264-6887
lgs@wisconsin.gov

September 13, 2024

JAMES HAGEN
TOWN OF MODENA
S924 HAGEN ROAD
NELSON WI 54756

Notice of Shared Revenue – 2025 Original Estimate

Notice Information

The Wisconsin Department of Revenue (DOR) is providing the **estimated** shared revenue amounts your local government will receive in 2025 under current state law for county and municipal aid, supplemental county and municipal aid, utility aid and the expenditure restraint incentive program. This does not include adjustments, shown on the July and November payment notices.

District	TOWN OF MODENA	County	BUFFALO	Co-muni code	06-024
-----------------	----------------	---------------	---------	---------------------	--------

Estimate Information

For an explanation of each aid payment listed below, review the additional information in this notice.

2025 Original Estimate	
1. County and municipal aid	\$25,400.57
2. Utility aid	\$0.00
3. Supplemental county and municipal aid	\$36,020.87
4. Expenditure restraint incentive program	\$0.00
5. Total Estimated 2025 Payments (sum of Lines 1-4)	\$61,421.44

Payment Information

Your local government will receive two distributions in 2025 :

- July 28, 2025: 15% of Line 1, 2, and 3 and 100% of Line 4 (*shown above*)
- November 17, 2025: balance of your 2025 aid payments

County and Municipal Aid

Under state law, the county and municipal aid paid to each county and municipality must be equal to the amount determined in 2012 (sec. 79.036, Wis. Stats.) and adjusted for fallen protective services insurance reimbursement (sec. 79.036(4), Wis. Stats.).

County and Municipal Aid Calculation	
1. Prior year county and municipal aid	\$24,831.29
2. Increase due to sales tax revenue, including adjustments (<i>district changes</i>)	\$571.12
3. Fallen protective services insurance adjustment	-\$1.84
4. Fallen protective services insurance reimbursement (<i>reported to DOR</i>)	\$0.00
5. Total County and Municipal Aid (sum of Lines 1-4)	\$25,400.57

Utility Aid

- Under state law, utility aid is distributed to each county and municipality where tax-exempt utility property is located (sec. 79.04, Wis. Stats.)
- Utility companies report utility property information to DOR annually
- DOR uses the provided information to accurately calculate utility aid (*shown below*)

Utility Aid Calculation	
1. Net book value, <i>as of December 31, 2024 (including expected additions/retirements)</i>	\$0.00
2. Total net book value payment	\$0.00
3. Minimum payment	\$0.00
4. Megawatt capacity	0.0
5. Megawatt capacity payment	\$0.00
6. Closed/decommissioned production plant (phased down) payment	\$0.00
7. Subtotal (<i>sum of Lines 2, 3, 5 and 6</i>)	\$0.00
8. Population cap	\$128,775.00
9. Adjusted subtotal (<i>lesser of Line 7 or Line 8</i>)	\$0.00
10. Adjacent site incentive payment	\$0.00
11. Baseload incentive payment	\$0.00
12. Co-generation incentive payment	\$0.00
13. Alternative energy incentive payment	\$0.00
14. Total incentive payments (<i>sum of Lines 10 through 13</i>)	\$0.00
15. Spent nuclear fuel payment	\$0.00
16. Total Utility Aid – this is the utility aid payment listed on the front of the estimate (<i>sum of Lines 9, 14 and 15</i>)	\$0.00

Supplemental County and Municipal Aid

- Under state law, supplemental county and municipal aid paid to each county and municipality is determined by 2023 Wisconsin Act 12 (sec. 79.037, Wis. Stats.)
- For detailed information, review [county and municipal aid spreadsheet](#)

Supplemental County and Municipal Aid Calculation	
1. Prior year supplemental county and municipal aid	\$35,211.02
2. Increase due to sales tax revenue including adjustments (<i>district changes</i>)	\$809.85
3. Total Supplemental County and Municipal Aid (<i>sum of Lines 1 and 2</i>)	\$36,020.87

Expenditure Restraint Incentive Program

- Only municipalities are eligible to receive Expenditure Restraint Incentive Program (ERIP) payments
- Under state law, in 2025, each municipality will receive a payment that is equal to the amount of the payment received by the municipality in 2024 (sec. 79.05(4), Wis. Stats., from 2023 WI Act 12 – notwithstanding subs. (2) and (3))

Contact Information

If you have questions, contact us at lgs@wisconsin.gov, (608) 266-8618 or (608) 261-5167.



State of Wisconsin • DEPARTMENT OF REVENUE

DIVISION OF STATE AND LOCAL FINANCE • BUREAU OF LOCAL GOVERNMENT SERVICES • 2135 RIMROCK RD MADISON, WI 53713

Mailing Address:
PO Box 8971 #6-97
Madison WI 53708-8971
Fax: (608) 264-6887
lgs@wisconsin.gov

September 13, 2024

MIRANDA SCHULTZ
TOWN OF MONDOVI
PO BOX 67
MONDOVI WI 54755

Notice of Shared Revenue – 2025 Original Estimate

Notice Information

The Wisconsin Department of Revenue (DOR) is providing the **estimated** shared revenue amounts your local government will receive in 2025 under current state law for county and municipal aid, supplemental county and municipal aid, utility aid and the expenditure restraint incentive program. This does not include adjustments, shown on the July and November payment notices.

District	TOWN OF MONDOVI	County	BUFFALO	Co-muni code	06-026
-----------------	-----------------	---------------	---------	---------------------	--------

Estimate Information

For an explanation of each aid payment listed below, review the additional information in this notice.

2025 Original Estimate	
1. County and municipal aid	\$39,586.27
2. Utility aid	\$1,936.39
3. Supplemental county and municipal aid	\$38,427.69
4. Expenditure restraint incentive program	\$0.00
5. Total Estimated 2025 Payments (sum of Lines 1-4)	\$79,950.35

Payment Information

Your local government will receive two distributions in 2025 :

- July 28, 2025: 15% of Line 1, 2, and 3 and 100% of Line 4 (*shown above*)
- November 17, 2025: balance of your 2025 aid payments

County and Municipal Aid

Under state law, the county and municipal aid paid to each county and municipality must be equal to the amount determined in 2012 (sec. 79.036, Wis. Stats.) and adjusted for fallen protective services insurance reimbursement (sec. 79.036(4), Wis. Stats.).

County and Municipal Aid Calculation	
1. Prior year county and municipal aid	\$38,699.05
2. Increase due to sales tax revenue, including adjustments (<i>district changes</i>)	\$890.08
3. Fallen protective services insurance adjustment	-\$2.86
4. Fallen protective services insurance reimbursement (<i>reported to DOR</i>)	\$0.00
5. Total County and Municipal Aid (sum of Lines 1-4)	\$39,586.27

Utility Aid

- Under state law, utility aid is distributed to each county and municipality where tax-exempt utility property is located (sec. 79.04, Wis. Stats.)
- Utility companies report utility property information to DOR annually
- DOR uses the provided information to accurately calculate utility aid (*shown below*)

Utility Aid Calculation	
1. Net book value, as of December 31, 2024 (including expected additions/retirements)	\$645,462.00
2. Total net book value payment	\$1,936.39
3. Minimum payment	\$0.00
4. Megawatt capacity	0.0
5. Megawatt capacity payment	\$0.00
6. Closed/decommissioned production plant (phased down) payment	\$0.00
7. Subtotal (sum of Lines 2, 3, 5 and 6)	\$1,936.39
8. Population cap	\$189,550.00
9. Adjusted subtotal (lesser of Line 7 or Line 8)	\$1,936.39
10. Adjacent site incentive payment	\$0.00
11. Baseload incentive payment	\$0.00
12. Co-generation incentive payment	\$0.00
13. Alternative energy incentive payment	\$0.00
14. Total incentive payments (sum of Lines 10 through 13)	\$0.00
15. Spent nuclear fuel payment	\$0.00
16. Total Utility Aid – this is the utility aid payment listed on the front of the estimate (sum of Lines 9, 14 and 15)	\$1,936.39

Supplemental County and Municipal Aid

- Under state law, supplemental county and municipal aid paid to each county and municipality is determined by 2023 Wisconsin Act 12 (sec. 79.037, Wis. Stats.)
- For detailed information, review [county and municipal aid spreadsheet](#)

Supplemental County and Municipal Aid Calculation	
1. Prior year supplemental county and municipal aid	\$37,563.72
2. Increase due to sales tax revenue including adjustments (district changes)	\$863.97
3. Total Supplemental County and Municipal Aid (sum of Lines 1 and 2)	\$38,427.69

Expenditure Restraint Incentive Program

- Only municipalities are eligible to receive Expenditure Restraint Incentive Program (ERIP) payments
- Under state law, in 2025, each municipality will receive a payment that is equal to the amount of the payment received by the municipality in 2024 (sec. 79.05(4), Wis. Stats., from 2023 WI Act 12 – notwithstanding subs. (2) and (3))

Contact Information

If you have questions, contact us at lgs@wisconsin.gov, (608) 266-8618 or (608) 261-5167.



State of Wisconsin • DEPARTMENT OF REVENUE

DIVISION OF STATE AND LOCAL FINANCE • BUREAU OF LOCAL GOVERNMENT SERVICES • 2135 RIMROCK RD MADISON, WI 53713

Mailing Address:
PO Box 8971 #6-97
Madison WI 53708-8971
Fax: (608) 264-6887
lgs@wisconsin.gov

September 13, 2024

LEEANNE BULMAN
TOWN OF MONTANA
S1646 COUNTY ROAD CC
INDEPENDENCE WI 54747-8110

Notice of Shared Revenue – 2025 Original Estimate

Notice Information

The Wisconsin Department of Revenue (DOR) is providing the **estimated** shared revenue amounts your local government will receive in 2025 under current state law for county and municipal aid, supplemental county and municipal aid, utility aid and the expenditure restraint incentive program. This does not include adjustments, shown on the July and November payment notices.

District	TOWN OF MONTANA	County	BUFFALO	Co-muni code	06-028
-----------------	-----------------	---------------	---------	---------------------	--------

Estimate Information

For an explanation of each aid payment listed below, review the additional information in this notice.

2025 Original Estimate	
1. County and municipal aid	\$13,515.98
2. Utility aid	\$0.00
3. Supplemental county and municipal aid	\$35,281.55
4. Expenditure restraint incentive program	\$0.00
5. Total Estimated 2025 Payments (sum of Lines 1-4)	\$48,797.53

Payment Information

Your local government will receive two distributions in 2025 :

- July 28, 2025: 15% of Line 1, 2, and 3 and 100% of Line 4 (*shown above*)
- November 17, 2025: balance of your 2025 aid payments

County and Municipal Aid

Under state law, the county and municipal aid paid to each county and municipality must be equal to the amount determined in 2012 (sec. 79.036, Wis. Stats.) and adjusted for fallen protective services insurance reimbursement (sec. 79.036(4), Wis. Stats.).

County and Municipal Aid Calculation	
1. Prior year county and municipal aid	\$13,213.06
2. Increase due to sales tax revenue, including adjustments (<i>district changes</i>)	\$303.90
3. Fallen protective services insurance adjustment	-\$0.98
4. Fallen protective services insurance reimbursement (<i>reported to DOR</i>)	\$0.00
5. Total County and Municipal Aid (sum of Lines 1-4)	\$13,515.98

Utility Aid

- Under state law, utility aid is distributed to each county and municipality where tax-exempt utility property is located (sec. 79.04, Wis. Stats.)
- Utility companies report utility property information to DOR annually
- DOR uses the provided information to accurately calculate utility aid (*shown below*)

Utility Aid Calculation	
1. Net book value, <i>as of December 31, 2024 (including expected additions/retirements)</i>	\$0.00
2. Total net book value payment	\$0.00
3. Minimum payment	\$0.00
4. Megawatt capacity	0.0
5. Megawatt capacity payment	\$0.00
6. Closed/decommissioned production plant (phased down) payment	\$0.00
7. Subtotal (<i>sum of Lines 2, 3, 5 and 6</i>)	\$0.00
8. Population cap	\$111,350.00
9. Adjusted subtotal (<i>lesser of Line 7 or Line 8</i>)	\$0.00
10. Adjacent site incentive payment	\$0.00
11. Baseload incentive payment	\$0.00
12. Co-generation incentive payment	\$0.00
13. Alternative energy incentive payment	\$0.00
14. Total incentive payments (<i>sum of Lines 10 through 13</i>)	\$0.00
15. Spent nuclear fuel payment	\$0.00
16. Total Utility Aid – this is the utility aid payment listed on the front of the estimate (<i>sum of Lines 9, 14 and 15</i>)	\$0.00

Supplemental County and Municipal Aid

- Under state law, supplemental county and municipal aid paid to each county and municipality is determined by 2023 Wisconsin Act 12 (sec. 79.037, Wis. Stats.)
- For detailed information, review [county and municipal aid spreadsheet](#)

Supplemental County and Municipal Aid Calculation	
1. Prior year supplemental county and municipal aid	\$34,488.32
2. Increase due to sales tax revenue including adjustments (<i>district changes</i>)	\$793.23
3. Total Supplemental County and Municipal Aid (<i>sum of Lines 1 and 2</i>)	\$35,281.55

Expenditure Restraint Incentive Program

- Only municipalities are eligible to receive Expenditure Restraint Incentive Program (ERIP) payments
- Under state law, in 2025, each municipality will receive a payment that is equal to the amount of the payment received by the municipality in 2024 (sec. 79.05(4), Wis. Stats., from 2023 WI Act 12 – notwithstanding subs. (2) and (3))

Contact Information

If you have questions, contact us at lgs@wisconsin.gov, (608) 266-8618 or (608) 261-5167.



State of Wisconsin • DEPARTMENT OF REVENUE

DIVISION OF STATE AND LOCAL FINANCE • BUREAU OF LOCAL GOVERNMENT SERVICES • 2135 RIMROCK RD MADISON, WI 53713

Mailing Address:
PO Box 8971 #6-97
Madison WI 53708-8971
Fax: (608) 264-6887
lgs@wisconsin.gov

September 13, 2024

JACKIE DREGNEY
TOWN OF NAPLES
W565 COUNTY RD HH
MONDOVI WI 54755

Notice of Shared Revenue – 2025 Original Estimate

Notice Information

The Wisconsin Department of Revenue (DOR) is providing the **estimated** shared revenue amounts your local government will receive in 2025 under current state law for county and municipal aid, supplemental county and municipal aid, utility aid and the expenditure restraint incentive program. This does not include adjustments, shown on the July and November payment notices.

District	TOWN OF NAPLES	County	BUFFALO	Co-muni code	06-030
-----------------	----------------	---------------	---------	---------------------	--------

Estimate Information

For an explanation of each aid payment listed below, review the additional information in this notice.

2025 Original Estimate	
1. County and municipal aid	\$31,627.63
2. Utility aid	\$1,284.94
3. Supplemental county and municipal aid	\$42,672.96
4. Expenditure restraint incentive program	\$0.00
5. Total Estimated 2025 Payments (sum of Lines 1-4)	\$75,585.53

Payment Information

Your local government will receive two distributions in 2025 :

- July 28, 2025: 15% of Line 1, 2, and 3 and 100% of Line 4 (*shown above*)
- November 17, 2025: balance of your 2025 aid payments

County and Municipal Aid

Under state law, the county and municipal aid paid to each county and municipality must be equal to the amount determined in 2012 (sec. 79.036, Wis. Stats.) and adjusted for fallen protective services insurance reimbursement (sec. 79.036(4), Wis. Stats.).

County and Municipal Aid Calculation	
1. Prior year county and municipal aid	\$30,918.79
2. Increase due to sales tax revenue, including adjustments (<i>district changes</i>)	\$711.13
3. Fallen protective services insurance adjustment	-\$2.29
4. Fallen protective services insurance reimbursement (<i>reported to DOR</i>)	\$0.00
5. Total County and Municipal Aid (sum of Lines 1-4)	\$31,627.63

Utility Aid

- Under state law, utility aid is distributed to each county and municipality where tax-exempt utility property is located (sec. 79.04, Wis. Stats.)
- Utility companies report utility property information to DOR annually
- DOR uses the provided information to accurately calculate utility aid (*shown below*)

Utility Aid Calculation	
1. Net book value, <i>as of December 31, 2024 (including expected additions/retirements)</i>	\$428,312.00
2. Total net book value payment	\$1,284.94
3. Minimum payment	\$0.00
4. Megawatt capacity	0.0
5. Megawatt capacity payment	\$0.00
6. Closed/decommissioned production plant (phased down) payment	\$0.00
7. Subtotal (<i>sum of Lines 2, 3, 5 and 6</i>)	\$1,284.94
8. Population cap	\$301,325.00
9. Adjusted subtotal (<i>lesser of Line 7 or Line 8</i>)	\$1,284.94
10. Adjacent site incentive payment	\$0.00
11. Baseload incentive payment	\$0.00
12. Co-generation incentive payment	\$0.00
13. Alternative energy incentive payment	\$0.00
14. Total incentive payments (<i>sum of Lines 10 through 13</i>)	\$0.00
15. Spent nuclear fuel payment	\$0.00
16. Total Utility Aid – this is the utility aid payment listed on the front of the estimate (<i>sum of Lines 9, 14 and 15</i>)	\$1,284.94

Supplemental County and Municipal Aid

- Under state law, supplemental county and municipal aid paid to each county and municipality is determined by 2023 Wisconsin Act 12 (sec. 79.037, Wis. Stats.)
- For detailed information, review [county and municipal aid spreadsheet](#)

Supplemental County and Municipal Aid Calculation	
1. Prior year supplemental county and municipal aid	\$41,713.55
2. Increase due to sales tax revenue including adjustments (<i>district changes</i>)	\$959.41
3. Total Supplemental County and Municipal Aid (<i>sum of Lines 1 and 2</i>)	\$42,672.96

Expenditure Restraint Incentive Program

- Only municipalities are eligible to receive Expenditure Restraint Incentive Program (ERIP) payments
- Under state law, in 2025, each municipality will receive a payment that is equal to the amount of the payment received by the municipality in 2024 (sec. 79.05(4), Wis. Stats., from 2023 WI Act 12 – notwithstanding subs. (2) and (3))

Contact Information

If you have questions, contact us at lgs@wisconsin.gov, (608) 266-8618 or (608) 261-5167.



State of Wisconsin • DEPARTMENT OF REVENUE

DIVISION OF STATE AND LOCAL FINANCE • BUREAU OF LOCAL GOVERNMENT SERVICES • 2135 RIMROCK RD MADISON, WI 53713

Mailing Address:
PO Box 8971 #6-97
Madison WI 53708-8971
Fax: (608) 264-6887
lgs@wisconsin.gov

September 13, 2024

CONNIE BRUNNER
TOWN OF NELSON
S833 COUNTY RD I
NELSON WI 54756-8009

Notice of Shared Revenue – 2025 Original Estimate

Notice Information

The Wisconsin Department of Revenue (DOR) is providing the **estimated** shared revenue amounts your local government will receive in 2025 under current state law for county and municipal aid, supplemental county and municipal aid, utility aid and the expenditure restraint incentive program. This does not include adjustments, shown on the July and November payment notices.

District	TOWN OF NELSON	County	BUFFALO	Co-muni code	06-032
-----------------	----------------	---------------	---------	---------------------	--------

Estimate Information

For an explanation of each aid payment listed below, review the additional information in this notice.

2025 Original Estimate	
1. County and municipal aid	\$32,302.71
2. Utility aid	\$1,285.48
3. Supplemental county and municipal aid	\$40,593.46
4. Expenditure restraint incentive program	\$0.00
5. Total Estimated 2025 Payments (sum of Lines 1-4)	\$74,181.65

Payment Information

Your local government will receive two distributions in 2025 :

- July 28, 2025: 15% of Line 1, 2, and 3 and 100% of Line 4 (*shown above*)
- November 17, 2025: balance of your 2025 aid payments

County and Municipal Aid

Under state law, the county and municipal aid paid to each county and municipality must be equal to the amount determined in 2012 (sec. 79.036, Wis. Stats.) and adjusted for fallen protective services insurance reimbursement (sec. 79.036(4), Wis. Stats.).

County and Municipal Aid Calculation	
1. Prior year county and municipal aid	\$31,578.73
2. Increase due to sales tax revenue, including adjustments (<i>district changes</i>)	\$726.31
3. Fallen protective services insurance adjustment	-\$2.33
4. Fallen protective services insurance reimbursement (<i>reported to DOR</i>)	\$0.00
5. Total County and Municipal Aid (sum of Lines 1-4)	\$32,302.71

Utility Aid

- Under state law, utility aid is distributed to each county and municipality where tax-exempt utility property is located (sec. 79.04, Wis. Stats.)
- Utility companies report utility property information to DOR annually
- DOR uses the provided information to accurately calculate utility aid (*shown below*)

Utility Aid Calculation	
1. Net book value, <i>as of December 31, 2024 (including expected additions/retirements)</i>	\$428,492.00
2. Total net book value payment	\$1,285.48
3. Minimum payment	\$0.00
4. Megawatt capacity	0.0
5. Megawatt capacity payment	\$0.00
6. Closed/decommissioned production plant (phased down) payment	\$0.00
7. Subtotal (<i>sum of Lines 2, 3, 5 and 6</i>)	\$1,285.48
8. Population cap	\$243,100.00
9. Adjusted subtotal (<i>lesser of Line 7 or Line 8</i>)	\$1,285.48
10. Adjacent site incentive payment	\$0.00
11. Baseload incentive payment	\$0.00
12. Co-generation incentive payment	\$0.00
13. Alternative energy incentive payment	\$0.00
14. Total incentive payments (<i>sum of Lines 10 through 13</i>)	\$0.00
15. Spent nuclear fuel payment	\$0.00
16. Total Utility Aid – this is the utility aid payment listed on the front of the estimate (<i>sum of Lines 9, 14 and 15</i>)	\$1,285.48

Supplemental County and Municipal Aid

- Under state law, supplemental county and municipal aid paid to each county and municipality is determined by 2023 Wisconsin Act 12 (sec. 79.037, Wis. Stats.)
- For detailed information, review [county and municipal aid spreadsheet](#)

Supplemental County and Municipal Aid Calculation	
1. Prior year supplemental county and municipal aid	\$39,680.80
2. Increase due to sales tax revenue including adjustments (<i>district changes</i>)	\$912.66
3. Total Supplemental County and Municipal Aid (<i>sum of Lines 1 and 2</i>)	\$40,593.46

Expenditure Restraint Incentive Program

- Only municipalities are eligible to receive Expenditure Restraint Incentive Program (ERIP) payments
- Under state law, in 2025, each municipality will receive a payment that is equal to the amount of the payment received by the municipality in 2024 (sec. 79.05(4), Wis. Stats., from 2023 WI Act 12 – notwithstanding subs. (2) and (3))

Contact Information

If you have questions, contact us at lgs@wisconsin.gov, (608) 266-8618 or (608) 261-5167.



State of Wisconsin • DEPARTMENT OF REVENUE

DIVISION OF STATE AND LOCAL FINANCE • BUREAU OF LOCAL GOVERNMENT SERVICES • 2135 RIMROCK RD MADISON, WI 53713

Mailing Address:
PO Box 8971 #6-97
Madison WI 53708-8971
Fax: (608) 264-6887
lgs@wisconsin.gov

September 13, 2024

MICHELLE EARNEY
TOWN OF WAUMANDEE
S2053 COUNTY RD E
WAUMANDEE WI 54622

Notice of Shared Revenue – 2025 Original Estimate

Notice Information

The Wisconsin Department of Revenue (DOR) is providing the **estimated** shared revenue amounts your local government will receive in 2025 under current state law for county and municipal aid, supplemental county and municipal aid, utility aid and the expenditure restraint incentive program. This does not include adjustments, shown on the July and November payment notices.

District	TOWN OF WAUMANDEE	County	BUFFALO	Co-muni code	06-034
-----------------	-------------------	---------------	---------	---------------------	--------

Estimate Information

For an explanation of each aid payment listed below, review the additional information in this notice.

2025 Original Estimate	
1. County and municipal aid	\$24,858.51
2. Utility aid	\$1,659.28
3. Supplemental county and municipal aid	\$39,338.73
4. Expenditure restraint incentive program	\$0.00
5. Total Estimated 2025 Payments (sum of Lines 1-4)	\$65,856.52

Payment Information

Your local government will receive two distributions in 2025 :

- July 28, 2025: 15% of Line 1, 2, and 3 and 100% of Line 4 (*shown above*)
- November 17, 2025: balance of your 2025 aid payments

County and Municipal Aid

Under state law, the county and municipal aid paid to each county and municipality must be equal to the amount determined in 2012 (sec. 79.036, Wis. Stats.) and adjusted for fallen protective services insurance reimbursement (sec. 79.036(4), Wis. Stats.).

County and Municipal Aid Calculation	
1. Prior year county and municipal aid	\$24,301.38
2. Increase due to sales tax revenue, including adjustments (<i>district changes</i>)	\$558.93
3. Fallen protective services insurance adjustment	-\$1.80
4. Fallen protective services insurance reimbursement (<i>reported to DOR</i>)	\$0.00
5. Total County and Municipal Aid (sum of Lines 1-4)	\$24,858.51

Utility Aid

- Under state law, utility aid is distributed to each county and municipality where tax-exempt utility property is located (sec. 79.04, Wis. Stats.)
- Utility companies report utility property information to DOR annually
- DOR uses the provided information to accurately calculate utility aid (*shown below*)

Utility Aid Calculation	
1. Net book value, <i>as of December 31, 2024 (including expected additions/retirements)</i>	\$553,092.00
2. Total net book value payment	\$1,659.28
3. Minimum payment	\$0.00
4. Megawatt capacity	0.0
5. Megawatt capacity payment	\$0.00
6. Closed/decommissioned production plant (phased down) payment	\$0.00
7. Subtotal (<i>sum of Lines 2, 3, 5 and 6</i>)	\$1,659.28
8. Population cap	\$213,350.00
9. Adjusted subtotal (<i>lesser of Line 7 or Line 8</i>)	\$1,659.28
10. Adjacent site incentive payment	\$0.00
11. Baseload incentive payment	\$0.00
12. Co-generation incentive payment	\$0.00
13. Alternative energy incentive payment	\$0.00
14. Total incentive payments (<i>sum of Lines 10 through 13</i>)	\$0.00
15. Spent nuclear fuel payment	\$0.00
16. Total Utility Aid – this is the utility aid payment listed on the front of the estimate (<i>sum of Lines 9, 14 and 15</i>)	\$1,659.28

Supplemental County and Municipal Aid

- Under state law, supplemental county and municipal aid paid to each county and municipality is determined by 2023 Wisconsin Act 12 (sec. 79.037, Wis. Stats.)
- For detailed information, review [county and municipal aid spreadsheet](#)

Supplemental County and Municipal Aid Calculation	
1. Prior year supplemental county and municipal aid	\$38,454.28
2. Increase due to sales tax revenue including adjustments (<i>district changes</i>)	\$884.45
3. Total Supplemental County and Municipal Aid (<i>sum of Lines 1 and 2</i>)	\$39,338.73

Expenditure Restraint Incentive Program

- Only municipalities are eligible to receive Expenditure Restraint Incentive Program (ERIP) payments
- Under state law, in 2025, each municipality will receive a payment that is equal to the amount of the payment received by the municipality in 2024 (sec. 79.05(4), Wis. Stats., from 2023 WI Act 12 – notwithstanding subs. (2) and (3))

Contact Information

If you have questions, contact us at lgs@wisconsin.gov, (608) 266-8618 or (608) 261-5167.



State of Wisconsin • DEPARTMENT OF REVENUE

DIVISION OF STATE AND LOCAL FINANCE • BUREAU OF LOCAL GOVERNMENT SERVICES • 2135 RIMROCK RD MADISON, WI 53713

Mailing Address:
PO Box 8971 #6-97
Madison WI 53708-8971
Fax: (608) 264-6887
lgs@wisconsin.gov

September 13, 2024

CARRIE VENNER-ADAMS
VILLAGE OF COCHRANE
PO BOX 222, 102 E 5TH ST
COCHRANE WI 54622-0222

Notice of Shared Revenue – 2025 Original Estimate

Notice Information

The Wisconsin Department of Revenue (DOR) is providing the **estimated** shared revenue amounts your local government will receive in 2025 under current state law for county and municipal aid, supplemental county and municipal aid, utility aid and the expenditure restraint incentive program. This does not include adjustments, shown on the July and November payment notices.

District	VILLAGE OF COCHRANE	County	BUFFALO	Co-muni code	06-111
-----------------	---------------------	---------------	---------	---------------------	--------

Estimate Information

For an explanation of each aid payment listed below, review the additional information in this notice.

2025 Original Estimate	
1. County and municipal aid	\$83,499.45
2. Utility aid	\$6,011.07
3. Supplemental county and municipal aid	\$37,929.17
4. Expenditure restraint incentive program	\$0.00
5. Total Estimated 2025 Payments (sum of Lines 1-4)	\$127,439.69

Payment Information

Your local government will receive two distributions in 2025 :

- July 28, 2025: 15% of Line 1, 2, and 3 and 100% of Line 4 (*shown above*)
- November 17, 2025: balance of your 2025 aid payments

County and Municipal Aid

Under state law, the county and municipal aid paid to each county and municipality must be equal to the amount determined in 2012 (sec. 79.036, Wis. Stats.) and adjusted for fallen protective services insurance reimbursement (sec. 79.036(4), Wis. Stats.).

County and Municipal Aid Calculation	
1. Prior year county and municipal aid	\$81,628.04
2. Increase due to sales tax revenue, including adjustments (<i>district changes</i>)	\$1,877.44
3. Fallen protective services insurance adjustment	-\$6.03
4. Fallen protective services insurance reimbursement (<i>reported to DOR</i>)	\$0.00
5. Total County and Municipal Aid (sum of Lines 1-4)	\$83,499.45

Utility Aid

- Under state law, utility aid is distributed to each county and municipality where tax-exempt utility property is located (sec. 79.04, Wis. Stats.)
- Utility companies report utility property information to DOR annually
- DOR uses the provided information to accurately calculate utility aid (*shown below*)

Utility Aid Calculation	
1. Net book value, as of December 31, 2024 (including expected additions/retirements)	\$1,001,845.00
2. Total net book value payment	\$6,011.07
3. Minimum payment	\$0.00
4. Megawatt capacity	0.0
5. Megawatt capacity payment	\$0.00
6. Closed/decommissioned production plant (phased down) payment	\$0.00
7. Subtotal (sum of Lines 2, 3, 5 and 6)	\$6,011.07
8. Population cap	\$176,800.00
9. Adjusted subtotal (lesser of Line 7 or Line 8)	\$6,011.07
10. Adjacent site incentive payment	\$0.00
11. Baseload incentive payment	\$0.00
12. Co-generation incentive payment	\$0.00
13. Alternative energy incentive payment	\$0.00
14. Total incentive payments (sum of Lines 10 through 13)	\$0.00
15. Spent nuclear fuel payment	\$0.00
16. Total Utility Aid – this is the utility aid payment listed on the front of the estimate (sum of Lines 9, 14 and 15)	\$6,011.07

Supplemental County and Municipal Aid

- Under state law, supplemental county and municipal aid paid to each county and municipality is determined by 2023 Wisconsin Act 12 (sec. 79.037, Wis. Stats.)
- For detailed information, review [county and municipal aid spreadsheet](#)

Supplemental County and Municipal Aid Calculation	
1. Prior year supplemental county and municipal aid	\$37,076.41
2. Increase due to sales tax revenue including adjustments (district changes)	\$852.76
3. Total Supplemental County and Municipal Aid (sum of Lines 1 and 2)	\$37,929.17

Expenditure Restraint Incentive Program

- Only municipalities are eligible to receive Expenditure Restraint Incentive Program (ERIP) payments
- Under state law, in 2025, each municipality will receive a payment that is equal to the amount of the payment received by the municipality in 2024 (sec. 79.05(4), Wis. Stats., from 2023 WI Act 12 – notwithstanding subs. (2) and (3))

Contact Information

If you have questions, contact us at lgs@wisconsin.gov, (608) 266-8618 or (608) 261-5167.



State of Wisconsin • DEPARTMENT OF REVENUE

DIVISION OF STATE AND LOCAL FINANCE • BUREAU OF LOCAL GOVERNMENT SERVICES • 2135 RIMROCK RD MADISON, WI 53713

Mailing Address:
PO Box 8971 #6-97
Madison WI 53708-8971
Fax: (608) 264-6887
lgs@wisconsin.gov

September 13, 2024

CINDY HANSON
VILLAGE OF NELSON
S616 STATE HWY 35 S
NELSON WI 54756

Notice of Shared Revenue – 2025 Original Estimate

Notice Information

The Wisconsin Department of Revenue (DOR) is providing the **estimated** shared revenue amounts your local government will receive in 2025 under current state law for county and municipal aid, supplemental county and municipal aid, utility aid and the expenditure restraint incentive program. This does not include adjustments, shown on the July and November payment notices.

District	VILLAGE OF NELSON	County	BUFFALO	Co-muni code	06-154
-----------------	-------------------	---------------	---------	---------------------	--------

Estimate Information

For an explanation of each aid payment listed below, review the additional information in this notice.

2025 Original Estimate	
1. County and municipal aid	\$98,755.52
2. Utility aid	\$24,756.67
3. Supplemental county and municipal aid	\$36,227.19
4. Expenditure restraint incentive program	\$0.00
5. Total Estimated 2025 Payments (sum of Lines 1-4)	\$159,739.38

Payment Information

Your local government will receive two distributions in 2025 :

- July 28, 2025: 15% of Line 1, 2, and 3 and 100% of Line 4 (*shown above*)
- November 17, 2025: balance of your 2025 aid payments

County and Municipal Aid

Under state law, the county and municipal aid paid to each county and municipality must be equal to the amount determined in 2012 (sec. 79.036, Wis. Stats.) and adjusted for fallen protective services insurance reimbursement (sec. 79.036(4), Wis. Stats.).

County and Municipal Aid Calculation	
1. Prior year county and municipal aid	\$96,542.18
2. Increase due to sales tax revenue, including adjustments (<i>district changes</i>)	\$2,220.47
3. Fallen protective services insurance adjustment	-\$7.13
4. Fallen protective services insurance reimbursement (<i>reported to DOR</i>)	\$0.00
5. Total County and Municipal Aid (sum of Lines 1-4)	\$98,755.52

Utility Aid

- Under state law, utility aid is distributed to each county and municipality where tax-exempt utility property is located (sec. 79.04, Wis. Stats.)
- Utility companies report utility property information to DOR annually
- DOR uses the provided information to accurately calculate utility aid (*shown below*)

Utility Aid Calculation	
1. Net book value, as of December 31, 2024 (including expected additions/retirements)	\$4,126,111.00
2. Total net book value payment	\$24,756.67
3. Minimum payment	\$0.00
4. Megawatt capacity	0.0
5. Megawatt capacity payment	\$0.00
6. Closed/decommissioned production plant (phased down) payment	\$0.00
7. Subtotal (sum of Lines 2, 3, 5 and 6)	\$24,756.67
8. Population cap	\$134,725.00
9. Adjusted subtotal (lesser of Line 7 or Line 8)	\$24,756.67
10. Adjacent site incentive payment	\$0.00
11. Baseload incentive payment	\$0.00
12. Co-generation incentive payment	\$0.00
13. Alternative energy incentive payment	\$0.00
14. Total incentive payments (sum of Lines 10 through 13)	\$0.00
15. Spent nuclear fuel payment	\$0.00
16. Total Utility Aid – this is the utility aid payment listed on the front of the estimate (sum of Lines 9, 14 and 15)	\$24,756.67

Supplemental County and Municipal Aid

- Under state law, supplemental county and municipal aid paid to each county and municipality is determined by 2023 Wisconsin Act 12 (sec. 79.037, Wis. Stats.)
- For detailed information, review [county and municipal aid spreadsheet](#)

Supplemental County and Municipal Aid Calculation	
1. Prior year supplemental county and municipal aid	\$35,412.70
2. Increase due to sales tax revenue including adjustments (<i>district changes</i>)	\$814.49
3. Total Supplemental County and Municipal Aid (sum of Lines 1 and 2)	\$36,227.19

Expenditure Restraint Incentive Program

- Only municipalities are eligible to receive Expenditure Restraint Incentive Program (ERIP) payments
- Under state law, in 2025, each municipality will receive a payment that is equal to the amount of the payment received by the municipality in 2024 (sec. 79.05(4), Wis. Stats., from 2023 WI Act 12 – notwithstanding subs. (2) and (3))

Contact Information

If you have questions, contact us at lgs@wisconsin.gov, (608) 266-8618 or (608) 261-5167.



State of Wisconsin • DEPARTMENT OF REVENUE

DIVISION OF STATE AND LOCAL FINANCE • BUREAU OF LOCAL GOVERNMENT SERVICES • 2135 RIMROCK RD MADISON, WI 53713

Mailing Address:
PO Box 8971 #6-97
Madison WI 53708-8971
Fax: (608) 264-6887
lgs@wisconsin.gov

September 13, 2024

LINDA TORGERSON
CITY OF ALMA
PO BOX 277
ALMA WI 54610-0277

Notice of Shared Revenue – 2025 Original Estimate

Notice Information

The Wisconsin Department of Revenue (DOR) is providing the **estimated** shared revenue amounts your local government will receive in 2025 under current state law for county and municipal aid, supplemental county and municipal aid, utility aid and the expenditure restraint incentive program. This does not include adjustments, shown on the July and November payment notices.

District	CITY OF ALMA	County	BUFFALO	Co-muni code	06-201
-----------------	--------------	---------------	---------	---------------------	--------

Estimate Information

For an explanation of each aid payment listed below, review the additional information in this notice.

2025 Original Estimate	
1. County and municipal aid	\$118,846.51
2. Utility aid	\$301,750.00
3. Supplemental county and municipal aid	\$43,016.65
4. Expenditure restraint incentive program	\$0.00
5. Total Estimated 2025 Payments (sum of Lines 1-4)	\$463,613.16

Payment Information

Your local government will receive two distributions in 2025 :

- July 28, 2025: 15% of Line 1, 2, and 3 and 100% of Line 4 (*shown above*)
- November 17, 2025: balance of your 2025 aid payments

County and Municipal Aid

Under state law, the county and municipal aid paid to each county and municipality must be equal to the amount determined in 2012 (sec. 79.036, Wis. Stats.) and adjusted for fallen protective services insurance reimbursement (sec. 79.036(4), Wis. Stats.).

County and Municipal Aid Calculation	
1. Prior year county and municipal aid	\$116,182.89
2. Increase due to sales tax revenue, including adjustments (<i>district changes</i>)	\$2,672.21
3. Fallen protective services insurance adjustment	-\$8.59
4. Fallen protective services insurance reimbursement (<i>reported to DOR</i>)	\$0.00
5. Total County and Municipal Aid (sum of Lines 1-4)	\$118,846.51

Utility Aid

- Under state law, utility aid is distributed to each county and municipality where tax-exempt utility property is located (sec. 79.04, Wis. Stats.)
- Utility companies report utility property information to DOR annually
- DOR uses the provided information to accurately calculate utility aid (*shown below*)

Utility Aid Calculation	
1. Net book value, <i>as of December 31, 2024 (including expected additions/retirements)</i>	\$7,458,396.00
2. Total net book value payment	\$44,750.38
3. Minimum payment	\$0.00
4. Megawatt capacity	387.0
5. Megawatt capacity payment	\$515,999.97
6. Closed/decommissioned production plant (phased down) payment	\$0.00
7. Subtotal (<i>sum of Lines 2, 3, 5 and 6</i>)	\$560,750.35
8. Population cap	\$301,750.00
9. Adjusted subtotal (<i>lesser of Line 7 or Line 8</i>)	\$301,750.00
10. Adjacent site incentive payment	\$0.00
11. Baseload incentive payment	\$0.00
12. Co-generation incentive payment	\$0.00
13. Alternative energy incentive payment	\$0.00
14. Total incentive payments (<i>sum of Lines 10 through 13</i>)	\$0.00
15. Spent nuclear fuel payment	\$0.00
16. Total Utility Aid – this is the utility aid payment listed on the front of the estimate (<i>sum of Lines 9, 14 and 15</i>)	\$301,750.00

Supplemental County and Municipal Aid

- Under state law, supplemental county and municipal aid paid to each county and municipality is determined by 2023 Wisconsin Act 12 (sec. 79.037, Wis. Stats.)
- For detailed information, review [county and municipal aid spreadsheet](#)

Supplemental County and Municipal Aid Calculation	
1. Prior year supplemental county and municipal aid	\$42,049.51
2. Increase due to sales tax revenue including adjustments (<i>district changes</i>)	\$967.14
3. Total Supplemental County and Municipal Aid (<i>sum of Lines 1 and 2</i>)	\$43,016.65

Expenditure Restraint Incentive Program

- Only municipalities are eligible to receive Expenditure Restraint Incentive Program (ERIP) payments
- Under state law, in 2025, each municipality will receive a payment that is equal to the amount of the payment received by the municipality in 2024 (sec. 79.05(4), Wis. Stats., from 2023 WI Act 12 – notwithstanding subs. (2) and (3))

Contact Information

If you have questions, contact us at lgs@wisconsin.gov, (608) 266-8618 or (608) 261-5167.



State of Wisconsin • DEPARTMENT OF REVENUE

DIVISION OF STATE AND LOCAL FINANCE • BUREAU OF LOCAL GOVERNMENT SERVICES • 2135 RIMROCK RD MADISON, WI 53713

Mailing Address:
PO Box 8971 #6-97
Madison WI 53708-8971
Fax: (608) 264-6887
lgs@wisconsin.gov

September 13, 2024

JENNIFER EHLENFELDT
CITY OF BUFFALO CITY
245 E 10TH ST
BUFFALO CITY WI 54622-7324

Notice of Shared Revenue – 2025 Original Estimate

Notice Information

The Wisconsin Department of Revenue (DOR) is providing the **estimated** shared revenue amounts your local government will receive in 2025 under current state law for county and municipal aid, supplemental county and municipal aid, utility aid and the expenditure restraint incentive program. This does not include adjustments, shown on the July and November payment notices.

District	CITY OF BUFFALO CITY	County	BUFFALO	Co-muni code	06-206
-----------------	----------------------	---------------	---------	---------------------	--------

Estimate Information

For an explanation of each aid payment listed below, review the additional information in this notice.

2025 Original Estimate	
1. County and municipal aid	\$64,503.76
2. Utility aid	\$0.00
3. Supplemental county and municipal aid	\$48,033.54
4. Expenditure restraint incentive program	\$0.00
5. Total Estimated 2025 Payments (sum of Lines 1-4)	\$112,537.30

Payment Information

Your local government will receive two distributions in 2025 :

- July 28, 2025: 15% of Line 1, 2, and 3 and 100% of Line 4 (*shown above*)
- November 17, 2025: balance of your 2025 aid payments

County and Municipal Aid

Under state law, the county and municipal aid paid to each county and municipality must be equal to the amount determined in 2012 (sec. 79.036, Wis. Stats.) and adjusted for fallen protective services insurance reimbursement (sec. 79.036(4), Wis. Stats.).

County and Municipal Aid Calculation	
1. Prior year county and municipal aid	\$63,058.08
2. Increase due to sales tax revenue, including adjustments (<i>district changes</i>)	\$1,450.34
3. Fallen protective services insurance adjustment	-\$4.66
4. Fallen protective services insurance reimbursement (<i>reported to DOR</i>)	\$0.00
5. Total County and Municipal Aid (sum of Lines 1-4)	\$64,503.76

Utility Aid

- Under state law, utility aid is distributed to each county and municipality where tax-exempt utility property is located (sec. 79.04, Wis. Stats.)
- Utility companies report utility property information to DOR annually
- DOR uses the provided information to accurately calculate utility aid (*shown below*)

Utility Aid Calculation	
1. Net book value, <i>as of December 31, 2024 (including expected additions/retirements)</i>	\$0.00
2. Total net book value payment	\$0.00
3. Minimum payment	\$0.00
4. Megawatt capacity	0.0
5. Megawatt capacity payment	\$0.00
6. Closed/decommissioned production plant (phased down) payment	\$0.00
7. Subtotal (<i>sum of Lines 2, 3, 5 and 6</i>)	\$0.00
8. Population cap	\$426,275.00
9. Adjusted subtotal (<i>lesser of Line 7 or Line 8</i>)	\$0.00
10. Adjacent site incentive payment	\$0.00
11. Baseload incentive payment	\$0.00
12. Co-generation incentive payment	\$0.00
13. Alternative energy incentive payment	\$0.00
14. Total incentive payments (<i>sum of Lines 10 through 13</i>)	\$0.00
15. Spent nuclear fuel payment	\$0.00
16. Total Utility Aid – this is the utility aid payment listed on the front of the estimate (<i>sum of Lines 9, 14 and 15</i>)	\$0.00

Supplemental County and Municipal Aid

- Under state law, supplemental county and municipal aid paid to each county and municipality is determined by 2023 Wisconsin Act 12 (sec. 79.037, Wis. Stats.)
- For detailed information, review [county and municipal aid spreadsheet](#)

Supplemental County and Municipal Aid Calculation	
1. Prior year supplemental county and municipal aid	\$46,953.61
2. Increase due to sales tax revenue including adjustments (<i>district changes</i>)	\$1,079.93
3. Total Supplemental County and Municipal Aid (<i>sum of Lines 1 and 2</i>)	\$48,033.54

Expenditure Restraint Incentive Program

- Only municipalities are eligible to receive Expenditure Restraint Incentive Program (ERIP) payments
- Under state law, in 2025, each municipality will receive a payment that is equal to the amount of the payment received by the municipality in 2024 (sec. 79.05(4), Wis. Stats., from 2023 WI Act 12 – notwithstanding subs. (2) and (3))

Contact Information

If you have questions, contact us at lgs@wisconsin.gov, (608) 266-8618 or (608) 261-5167.



State of Wisconsin • DEPARTMENT OF REVENUE

DIVISION OF STATE AND LOCAL FINANCE • BUREAU OF LOCAL GOVERNMENT SERVICES • 2135 RIMROCK RD MADISON, WI 53713

Mailing Address:
PO Box 8971 #6-97
Madison WI 53708-8971
Fax: (608) 264-6887
lgs@wisconsin.gov

September 13, 2024

MARCIA LARSON
CITY OF FOUNTAIN CITY
PO BOX 85
FOUNTAIN CITY WI 54629-0085

Notice of Shared Revenue – 2025 Original Estimate

Notice Information

The Wisconsin Department of Revenue (DOR) is providing the **estimated** shared revenue amounts your local government will receive in 2025 under current state law for county and municipal aid, supplemental county and municipal aid, utility aid and the expenditure restraint incentive program. This does not include adjustments, shown on the July and November payment notices.

District	CITY OF FOUNTAIN CITY	County	BUFFALO	Co-muni code	06-226
-----------------	-----------------------	---------------	---------	---------------------	--------

Estimate Information

For an explanation of each aid payment listed below, review the additional information in this notice.

2025 Original Estimate	
1. County and municipal aid	\$211,045.08
2. Utility aid	\$10,252.00
3. Supplemental county and municipal aid	\$44,494.42
4. Expenditure restraint incentive program	\$0.00
5. Total Estimated 2025 Payments (sum of Lines 1-4)	\$265,791.50

Payment Information

Your local government will receive two distributions in 2025 :

- July 28, 2025: 15% of Line 1, 2, and 3 and 100% of Line 4 (*shown above*)
- November 17, 2025: balance of your 2025 aid payments

County and Municipal Aid

Under state law, the county and municipal aid paid to each county and municipality must be equal to the amount determined in 2012 (sec. 79.036, Wis. Stats.) and adjusted for fallen protective services insurance reimbursement (sec. 79.036(4), Wis. Stats.).

County and Municipal Aid Calculation	
1. Prior year county and municipal aid	\$206,315.08
2. Increase due to sales tax revenue, including adjustments (<i>district changes</i>)	\$4,745.25
3. Fallen protective services insurance adjustment	-\$15.25
4. Fallen protective services insurance reimbursement (<i>reported to DOR</i>)	\$0.00
5. Total County and Municipal Aid (sum of Lines 1-4)	\$211,045.08

Utility Aid

- Under state law, utility aid is distributed to each county and municipality where tax-exempt utility property is located (sec. 79.04, Wis. Stats.)
- Utility companies report utility property information to DOR annually
- DOR uses the provided information to accurately calculate utility aid (*shown below*)

Utility Aid Calculation	
1. Net book value, <i>as of December 31, 2024 (including expected additions/retirements)</i>	\$1,708,666.00
2. Total net book value payment	\$10,252.00
3. Minimum payment	\$0.00
4. Megawatt capacity	0.0
5. Megawatt capacity payment	\$0.00
6. Closed/decommissioned production plant (phased down) payment	\$0.00
7. Subtotal (<i>sum of Lines 2, 3, 5 and 6</i>)	\$10,252.00
8. Population cap	\$336,600.00
9. Adjusted subtotal (<i>lesser of Line 7 or Line 8</i>)	\$10,252.00
10. Adjacent site incentive payment	\$0.00
11. Baseload incentive payment	\$0.00
12. Co-generation incentive payment	\$0.00
13. Alternative energy incentive payment	\$0.00
14. Total incentive payments (<i>sum of Lines 10 through 13</i>)	\$0.00
15. Spent nuclear fuel payment	\$0.00
16. Total Utility Aid – this is the utility aid payment listed on the front of the estimate (<i>sum of Lines 9, 14 and 15</i>)	\$10,252.00

Supplemental County and Municipal Aid

- Under state law, supplemental county and municipal aid paid to each county and municipality is determined by 2023 Wisconsin Act 12 (sec. 79.037, Wis. Stats.)
- For detailed information, review [county and municipal aid spreadsheet](#)

Supplemental County and Municipal Aid Calculation	
1. Prior year supplemental county and municipal aid	\$43,494.06
2. Increase due to sales tax revenue including adjustments (<i>district changes</i>)	\$1,000.36
3. Total Supplemental County and Municipal Aid (<i>sum of Lines 1 and 2</i>)	\$44,494.42

Expenditure Restraint Incentive Program

- Only municipalities are eligible to receive Expenditure Restraint Incentive Program (ERIP) payments
- Under state law, in 2025, each municipality will receive a payment that is equal to the amount of the payment received by the municipality in 2024 (sec. 79.05(4), Wis. Stats., from 2023 WI Act 12 – notwithstanding subs. (2) and (3))

Contact Information

If you have questions, contact us at lgs@wisconsin.gov, (608) 266-8618 or (608) 261-5167.



State of Wisconsin • DEPARTMENT OF REVENUE

DIVISION OF STATE AND LOCAL FINANCE • BUREAU OF LOCAL GOVERNMENT SERVICES • 2135 RIMROCK RD MADISON, WI 53713

Mailing Address:
PO Box 8971 #6-97
Madison WI 53708-8971
Fax: (608) 264-6887
lgs@wisconsin.gov

September 13, 2024

JACKIE DREGNEY
CITY OF MONDOVI
156 S. FRANKLIN ST.
MONDOVI WI 54755

Notice of Shared Revenue – 2025 Original Estimate

Notice Information

The Wisconsin Department of Revenue (DOR) is providing the **estimated** shared revenue amounts your local government will receive in 2025 under current state law for county and municipal aid, supplemental county and municipal aid, utility aid and the expenditure restraint incentive program. This does not include adjustments, shown on the July and November payment notices.

District	CITY OF MONDOVI	County	BUFFALO	Co-muni code	06-251
-----------------	-----------------	---------------	---------	---------------------	--------

Estimate Information

For an explanation of each aid payment listed below, review the additional information in this notice.

2025 Original Estimate	
1. County and municipal aid	\$620,149.95
2. Utility aid	\$0.00
3. Supplemental county and municipal aid	\$124,048.63
4. Expenditure restraint incentive program	\$8,005.89
5. Total Estimated 2025 Payments (sum of Lines 1-4)	\$752,204.47

Payment Information

Your local government will receive two distributions in 2025 :

- July 28, 2025: 15% of Line 1, 2, and 3 and 100% of Line 4 (*shown above*)
- November 17, 2025: balance of your 2025 aid payments

County and Municipal Aid

Under state law, the county and municipal aid paid to each county and municipality must be equal to the amount determined in 2012 (sec. 79.036, Wis. Stats.) and adjusted for fallen protective services insurance reimbursement (sec. 79.036(4), Wis. Stats.).

County and Municipal Aid Calculation	
1. Prior year county and municipal aid	\$606,250.98
2. Increase due to sales tax revenue, including adjustments (<i>district changes</i>)	\$13,943.77
3. Fallen protective services insurance adjustment	-\$44.80
4. Fallen protective services insurance reimbursement (<i>reported to DOR</i>)	\$0.00
5. Total County and Municipal Aid (sum of Lines 1-4)	\$620,149.95

Utility Aid

- Under state law, utility aid is distributed to each county and municipality where tax-exempt utility property is located (sec. 79.04, Wis. Stats.)
- Utility companies report utility property information to DOR annually
- DOR uses the provided information to accurately calculate utility aid (*shown below*)

Utility Aid Calculation	
1. Net book value, <i>as of December 31, 2024 (including expected additions/retirements)</i>	\$0.00
2. Total net book value payment	\$0.00
3. Minimum payment	\$0.00
4. Megawatt capacity	0.0
5. Megawatt capacity payment	\$0.00
6. Closed/decommissioned production plant (phased down) payment	\$0.00
7. Subtotal (<i>sum of Lines 2, 3, 5 and 6</i>)	\$0.00
8. Population cap	\$1,203,175.00
9. Adjusted subtotal (<i>lesser of Line 7 or Line 8</i>)	\$0.00
10. Adjacent site incentive payment	\$0.00
11. Baseload incentive payment	\$0.00
12. Co-generation incentive payment	\$0.00
13. Alternative energy incentive payment	\$0.00
14. Total incentive payments (<i>sum of Lines 10 through 13</i>)	\$0.00
15. Spent nuclear fuel payment	\$0.00
16. Total Utility Aid – this is the utility aid payment listed on the front of the estimate (<i>sum of Lines 9, 14 and 15</i>)	\$0.00

Supplemental County and Municipal Aid

- Under state law, supplemental county and municipal aid paid to each county and municipality is determined by 2023 Wisconsin Act 12 (sec. 79.037, Wis. Stats.)
- For detailed information, review [county and municipal aid spreadsheet](#)

Supplemental County and Municipal Aid Calculation	
1. Prior year supplemental county and municipal aid	\$121,259.66
2. Increase due to sales tax revenue including adjustments (<i>district changes</i>)	\$2,788.97
3. Total Supplemental County and Municipal Aid (<i>sum of Lines 1 and 2</i>)	\$124,048.63

Expenditure Restraint Incentive Program

- Only municipalities are eligible to receive Expenditure Restraint Incentive Program (ERIP) payments
- Under state law, in 2025, each municipality will receive a payment that is equal to the amount of the payment received by the municipality in 2024 (sec. 79.05(4), Wis. Stats., from 2023 WI Act 12 – notwithstanding subs. (2) and (3))

Contact Information

If you have questions, contact us at lgs@wisconsin.gov, (608) 266-8618 or (608) 261-5167.



State of Wisconsin • DEPARTMENT OF REVENUE

DIVISION OF STATE AND LOCAL FINANCE • BUREAU OF LOCAL GOVERNMENT SERVICES • 2135 RIMROCK RD MADISON, WI 53713

Mailing Address:
PO Box 8971 #6-97
Madison WI 53708-8971
Fax: (608) 264-6887
lgs@wisconsin.gov

September 13, 2024

ROXANN HALVERSON
COUNTY OF BUFFALO
407 S 2ND ST BOX 58
ALMA WI 54610-0058

Notice of Shared Revenue – 2025 Original Estimate

Notice Information

The Wisconsin Department of Revenue (DOR) is providing the **estimated** shared revenue amounts your local government will receive in 2025 under current state law for county and municipal aid, supplemental county and municipal aid, utility aid and the expenditure restraint incentive program. This does not include adjustments, shown on the July and November payment notices.

District	COUNTY OF BUFFALO	County	BUFFALO	Co-muni code	06-999
-----------------	-------------------	---------------	---------	---------------------	--------

Estimate Information

For an explanation of each aid payment listed below, review the additional information in this notice.

2025 Original Estimate	
1. County and municipal aid	\$327,970.20
2. Utility aid	\$446,947.69
3. Supplemental county and municipal aid	\$372,037.29
4. Expenditure restraint incentive program	\$0.00
5. Total Estimated 2025 Payments (sum of Lines 1-4)	\$1,146,955.18

Payment Information

Your local government will receive two distributions in 2025 :

- July 28, 2025: 15% of Line 1, 2, and 3 and 100% of Line 4 (*shown above*)
- November 17, 2025: balance of your 2025 aid payments

County and Municipal Aid

Under state law, the county and municipal aid paid to each county and municipality must be equal to the amount determined in 2012 (sec. 79.036, Wis. Stats.) and adjusted for fallen protective services insurance reimbursement (sec. 79.036(4), Wis. Stats.).

County and Municipal Aid Calculation	
1. Prior year county and municipal aid	\$320,619.65
2. Increase due to sales tax revenue, including adjustments (<i>district changes</i>)	\$7,374.25
3. Fallen protective services insurance adjustment	-\$23.70
4. Fallen protective services insurance reimbursement (<i>reported to DOR</i>)	\$0.00
5. Total County and Municipal Aid (sum of Lines 1-4)	\$327,970.20

Utility Aid

- Under state law, utility aid is distributed to each county and municipality where tax-exempt utility property is located (sec. 79.04, Wis. Stats.)
- Utility companies report utility property information to DOR annually
- DOR uses the provided information to accurately calculate utility aid (*shown below*)

Utility Aid Calculation	
1. Net book value, <i>as of December 31, 2024 (including expected additions/retirements)</i>	\$38,638,785.00
2. Total net book value payment	\$188,947.66
3. Minimum payment	\$0.00
4. Megawatt capacity	387.0
5. Megawatt capacity payment	\$258,000.03
6. Closed/decommissioned production plant (phased down) payment	\$0.00
7. Subtotal (<i>sum of Lines 2, 3, 5 and 6</i>)	\$446,947.69
8. Population cap	\$1,649,750.00
9. Adjusted subtotal (<i>lesser of Line 7 or Line 8</i>)	\$446,947.69
10. Adjacent site incentive payment	\$0.00
11. Baseload incentive payment	\$0.00
12. Co-generation incentive payment	\$0.00
13. Alternative energy incentive payment	\$0.00
14. Total incentive payments (<i>sum of Lines 10 through 13</i>)	\$0.00
15. Spent nuclear fuel payment	\$0.00
16. Total Utility Aid – this is the utility aid payment listed on the front of the estimate (<i>sum of Lines 9, 14 and 15</i>)	\$446,947.69

Supplemental County and Municipal Aid

- Under state law, supplemental county and municipal aid paid to each county and municipality is determined by 2023 Wisconsin Act 12 (sec. 79.037, Wis. Stats.)
- For detailed information, review [county and municipal aid spreadsheet](#)

Supplemental County and Municipal Aid Calculation	
1. Prior year supplemental county and municipal aid	\$363,672.82
2. Increase due to sales tax revenue including adjustments (<i>district changes</i>)	\$8,364.47
3. Total Supplemental County and Municipal Aid (<i>sum of Lines 1 and 2</i>)	\$372,037.29

Expenditure Restraint Incentive Program

- Only municipalities are eligible to receive Expenditure Restraint Incentive Program (ERIP) payments
- Under state law, in 2025, each municipality will receive a payment that is equal to the amount of the payment received by the municipality in 2024 (sec. 79.05(4), Wis. Stats., from 2023 WI Act 12 – notwithstanding subs. (2) and (3))

Contact Information

If you have questions, contact us at lgs@wisconsin.gov, (608) 266-8618 or (608) 261-5167.



State of Wisconsin • DEPARTMENT OF REVENUE

DIVISION OF STATE AND LOCAL FINANCE • BUREAU OF LOCAL GOVERNMENT SERVICES • 2135 RIMROCK RD MADISON, WI 53713

Mailing Address:
PO Box 8971 #6-97
Madison WI 53708-8971
Fax: (608) 264-6887
lgs@wisconsin.gov

September 13, 2024

ANNETTE BETHKE
TOWN OF ANDERSON
13808 ANDERSON ROAD
GRANTSBURG WI 54840

Notice of Shared Revenue – 2025 Original Estimate

Notice Information

The Wisconsin Department of Revenue (DOR) is providing the **estimated** shared revenue amounts your local government will receive in 2025 under current state law for county and municipal aid, supplemental county and municipal aid, utility aid and the expenditure restraint incentive program. This does not include adjustments, shown on the July and November payment notices.

District	TOWN OF ANDERSON	County	BURNETT	Co-muni code	07-002
-----------------	------------------	---------------	---------	---------------------	--------

Estimate Information

For an explanation of each aid payment listed below, review the additional information in this notice.

2025 Original Estimate	
1. County and municipal aid	\$23,177.45
2. Utility aid	\$0.00
3. Supplemental county and municipal aid	\$37,722.88
4. Expenditure restraint incentive program	\$0.00
5. Total Estimated 2025 Payments (sum of Lines 1-4)	\$60,900.33

Payment Information

Your local government will receive two distributions in 2025 :

- July 28, 2025: 15% of Line 1, 2, and 3 and 100% of Line 4 (*shown above*)
- November 17, 2025: balance of your 2025 aid payments

County and Municipal Aid

Under state law, the county and municipal aid paid to each county and municipality must be equal to the amount determined in 2012 (sec. 79.036, Wis. Stats.) and adjusted for fallen protective services insurance reimbursement (sec. 79.036(4), Wis. Stats.).

County and Municipal Aid Calculation	
1. Prior year county and municipal aid	\$22,657.99
2. Increase due to sales tax revenue, including adjustments (<i>district changes</i>)	\$521.13
3. Fallen protective services insurance adjustment	-\$1.67
4. Fallen protective services insurance reimbursement (<i>reported to DOR</i>)	\$0.00
5. Total County and Municipal Aid (sum of Lines 1-4)	\$23,177.45

Utility Aid

- Under state law, utility aid is distributed to each county and municipality where tax-exempt utility property is located (sec. 79.04, Wis. Stats.)
- Utility companies report utility property information to DOR annually
- DOR uses the provided information to accurately calculate utility aid (*shown below*)

Utility Aid Calculation	
1. Net book value, <i>as of December 31, 2024 (including expected additions/retirements)</i>	\$0.00
2. Total net book value payment	\$0.00
3. Minimum payment	\$0.00
4. Megawatt capacity	0.0
5. Megawatt capacity payment	\$0.00
6. Closed/decommissioned production plant (phased down) payment	\$0.00
7. Subtotal (<i>sum of Lines 2, 3, 5 and 6</i>)	\$0.00
8. Population cap	\$175,950.00
9. Adjusted subtotal (<i>lesser of Line 7 or Line 8</i>)	\$0.00
10. Adjacent site incentive payment	\$0.00
11. Baseload incentive payment	\$0.00
12. Co-generation incentive payment	\$0.00
13. Alternative energy incentive payment	\$0.00
14. Total incentive payments (<i>sum of Lines 10 through 13</i>)	\$0.00
15. Spent nuclear fuel payment	\$0.00
16. Total Utility Aid – this is the utility aid payment listed on the front of the estimate (<i>sum of Lines 9, 14 and 15</i>)	\$0.00

Supplemental County and Municipal Aid

- Under state law, supplemental county and municipal aid paid to each county and municipality is determined by 2023 Wisconsin Act 12 (sec. 79.037, Wis. Stats.)
- For detailed information, review [county and municipal aid spreadsheet](#)

Supplemental County and Municipal Aid Calculation	
1. Prior year supplemental county and municipal aid	\$36,874.76
2. Increase due to sales tax revenue including adjustments (<i>district changes</i>)	\$848.12
3. Total Supplemental County and Municipal Aid (<i>sum of Lines 1 and 2</i>)	\$37,722.88

Expenditure Restraint Incentive Program

- Only municipalities are eligible to receive Expenditure Restraint Incentive Program (ERIP) payments
- Under state law, in 2025, each municipality will receive a payment that is equal to the amount of the payment received by the municipality in 2024 (sec. 79.05(4), Wis. Stats., from 2023 WI Act 12 – notwithstanding subs. (2) and (3))

Contact Information

If you have questions, contact us at lgs@wisconsin.gov, (608) 266-8618 or (608) 261-5167.



State of Wisconsin • DEPARTMENT OF REVENUE

DIVISION OF STATE AND LOCAL FINANCE • BUREAU OF LOCAL GOVERNMENT SERVICES • 2135 RIMROCK RD MADISON, WI 53713

Mailing Address:
PO Box 8971 #6-97
Madison WI 53708-8971
Fax: (608) 264-6887
lgs@wisconsin.gov

September 13, 2024

CHARLA ZACCARDI
TOWN OF BLAINE
34096 LEE RD
DANBURY WI 54830-9414

Notice of Shared Revenue – 2025 Original Estimate

Notice Information

The Wisconsin Department of Revenue (DOR) is providing the **estimated** shared revenue amounts your local government will receive in 2025 under current state law for county and municipal aid, supplemental county and municipal aid, utility aid and the expenditure restraint incentive program. This does not include adjustments, shown on the July and November payment notices.

District	TOWN OF BLAINE	County	BURNETT	Co-muni code	07-004
-----------------	----------------	---------------	---------	---------------------	--------

Estimate Information

For an explanation of each aid payment listed below, review the additional information in this notice.

2025 Original Estimate	
1. County and municipal aid	\$8,501.57
2. Utility aid	\$0.00
3. Supplemental county and municipal aid	\$34,215.48
4. Expenditure restraint incentive program	\$0.00
5. Total Estimated 2025 Payments (sum of Lines 1-4)	\$42,717.05

Payment Information

Your local government will receive two distributions in 2025 :

- July 28, 2025: 15% of Line 1, 2, and 3 and 100% of Line 4 (*shown above*)
- November 17, 2025: balance of your 2025 aid payments

County and Municipal Aid

Under state law, the county and municipal aid paid to each county and municipality must be equal to the amount determined in 2012 (sec. 79.036, Wis. Stats.) and adjusted for fallen protective services insurance reimbursement (sec. 79.036(4), Wis. Stats.).

County and Municipal Aid Calculation	
1. Prior year county and municipal aid	\$8,311.03
2. Increase due to sales tax revenue, including adjustments (<i>district changes</i>)	\$191.15
3. Fallen protective services insurance adjustment	-\$0.61
4. Fallen protective services insurance reimbursement (<i>reported to DOR</i>)	\$0.00
5. Total County and Municipal Aid (sum of Lines 1-4)	\$8,501.57

Utility Aid

- Under state law, utility aid is distributed to each county and municipality where tax-exempt utility property is located (sec. 79.04, Wis. Stats.)
- Utility companies report utility property information to DOR annually
- DOR uses the provided information to accurately calculate utility aid (*shown below*)

Utility Aid Calculation	
1. Net book value, <i>as of December 31, 2024 (including expected additions/retirements)</i>	\$0.00
2. Total net book value payment	\$0.00
3. Minimum payment	\$0.00
4. Megawatt capacity	0.0
5. Megawatt capacity payment	\$0.00
6. Closed/decommissioned production plant (phased down) payment	\$0.00
7. Subtotal (<i>sum of Lines 2, 3, 5 and 6</i>)	\$0.00
8. Population cap	\$87,125.00
9. Adjusted subtotal (<i>lesser of Line 7 or Line 8</i>)	\$0.00
10. Adjacent site incentive payment	\$0.00
11. Baseload incentive payment	\$0.00
12. Co-generation incentive payment	\$0.00
13. Alternative energy incentive payment	\$0.00
14. Total incentive payments (<i>sum of Lines 10 through 13</i>)	\$0.00
15. Spent nuclear fuel payment	\$0.00
16. Total Utility Aid – this is the utility aid payment listed on the front of the estimate (<i>sum of Lines 9, 14 and 15</i>)	\$0.00

Supplemental County and Municipal Aid

- Under state law, supplemental county and municipal aid paid to each county and municipality is determined by 2023 Wisconsin Act 12 (sec. 79.037, Wis. Stats.)
- For detailed information, review [county and municipal aid spreadsheet](#)

Supplemental County and Municipal Aid Calculation	
1. Prior year supplemental county and municipal aid	\$33,446.22
2. Increase due to sales tax revenue including adjustments (<i>district changes</i>)	\$769.26
3. Total Supplemental County and Municipal Aid (<i>sum of Lines 1 and 2</i>)	\$34,215.48

Expenditure Restraint Incentive Program

- Only municipalities are eligible to receive Expenditure Restraint Incentive Program (ERIP) payments
- Under state law, in 2025, each municipality will receive a payment that is equal to the amount of the payment received by the municipality in 2024 (sec. 79.05(4), Wis. Stats., from 2023 WI Act 12 – notwithstanding subs. (2) and (3))

Contact Information

If you have questions, contact us at lgs@wisconsin.gov, (608) 266-8618 or (608) 261-5167.



State of Wisconsin • DEPARTMENT OF REVENUE

DIVISION OF STATE AND LOCAL FINANCE • BUREAU OF LOCAL GOVERNMENT SERVICES • 2135 RIMROCK RD MADISON, WI 53713

Mailing Address:
PO Box 8971 #6-97
Madison WI 53708-8971
Fax: (608) 264-6887
lgs@wisconsin.gov

September 13, 2024

LIZ SIMONSEN
TOWN OF DANIELS
PO BOX 190
9697 DANIELS 70
SIREN WI 54872-0190

Notice of Shared Revenue – 2025 Original Estimate

Notice Information

The Wisconsin Department of Revenue (DOR) is providing the **estimated** shared revenue amounts your local government will receive in 2025 under current state law for county and municipal aid, supplemental county and municipal aid, utility aid and the expenditure restraint incentive program. This does not include adjustments, shown on the July and November payment notices.

District	TOWN OF DANIELS	County	BURNETT	Co-muni code	07-006
-----------------	-----------------	---------------	---------	---------------------	--------

Estimate Information

For an explanation of each aid payment listed below, review the additional information in this notice.

2025 Original Estimate	
1. County and municipal aid	\$16,449.48
2. Utility aid	\$97.35
3. Supplemental county and municipal aid	\$42,398.00
4. Expenditure restraint incentive program	\$0.00
5. Total Estimated 2025 Payments (sum of Lines 1-4)	\$58,944.83

Payment Information

Your local government will receive two distributions in 2025 :

- July 28, 2025: 15% of Line 1, 2, and 3 and 100% of Line 4 (*shown above*)
- November 17, 2025: balance of your 2025 aid payments

County and Municipal Aid

Under state law, the county and municipal aid paid to each county and municipality must be equal to the amount determined in 2012 (sec. 79.036, Wis. Stats.) and adjusted for fallen protective services insurance reimbursement (sec. 79.036(4), Wis. Stats.).

County and Municipal Aid Calculation	
1. Prior year county and municipal aid	\$16,080.81
2. Increase due to sales tax revenue, including adjustments (<i>district changes</i>)	\$369.86
3. Fallen protective services insurance adjustment	-\$1.19
4. Fallen protective services insurance reimbursement (<i>reported to DOR</i>)	\$0.00
5. Total County and Municipal Aid (sum of Lines 1-4)	\$16,449.48

Utility Aid

- Under state law, utility aid is distributed to each county and municipality where tax-exempt utility property is located (sec. 79.04, Wis. Stats.)
- Utility companies report utility property information to DOR annually
- DOR uses the provided information to accurately calculate utility aid (*shown below*)

Utility Aid Calculation	
1. Net book value, <i>as of December 31, 2024 (including expected additions/retirements)</i>	\$32,451.00
2. Total net book value payment	\$97.35
3. Minimum payment	\$0.00
4. Megawatt capacity	0.0
5. Megawatt capacity payment	\$0.00
6. Closed/decommissioned production plant (phased down) payment	\$0.00
7. Subtotal (<i>sum of Lines 2, 3, 5 and 6</i>)	\$97.35
8. Population cap	\$290,275.00
9. Adjusted subtotal (<i>lesser of Line 7 or Line 8</i>)	\$97.35
10. Adjacent site incentive payment	\$0.00
11. Baseload incentive payment	\$0.00
12. Co-generation incentive payment	\$0.00
13. Alternative energy incentive payment	\$0.00
14. Total incentive payments (<i>sum of Lines 10 through 13</i>)	\$0.00
15. Spent nuclear fuel payment	\$0.00
16. Total Utility Aid – this is the utility aid payment listed on the front of the estimate (<i>sum of Lines 9, 14 and 15</i>)	\$97.35

Supplemental County and Municipal Aid

- Under state law, supplemental county and municipal aid paid to each county and municipality is determined by 2023 Wisconsin Act 12 (sec. 79.037, Wis. Stats.)
- For detailed information, review [county and municipal aid spreadsheet](#)

Supplemental County and Municipal Aid Calculation	
1. Prior year supplemental county and municipal aid	\$41,444.77
2. Increase due to sales tax revenue including adjustments (<i>district changes</i>)	\$953.23
3. Total Supplemental County and Municipal Aid (<i>sum of Lines 1 and 2</i>)	\$42,398.00

Expenditure Restraint Incentive Program

- Only municipalities are eligible to receive Expenditure Restraint Incentive Program (ERIP) payments
- Under state law, in 2025, each municipality will receive a payment that is equal to the amount of the payment received by the municipality in 2024 (sec. 79.05(4), Wis. Stats., from 2023 WI Act 12 – notwithstanding subs. (2) and (3))

Contact Information

If you have questions, contact us at lgs@wisconsin.gov, (608) 266-8618 or (608) 261-5167.



State of Wisconsin • DEPARTMENT OF REVENUE

DIVISION OF STATE AND LOCAL FINANCE • BUREAU OF LOCAL GOVERNMENT SERVICES • 2135 RIMROCK RD MADISON, WI 53713

Mailing Address:
PO Box 8971 #6-97
Madison WI 53708-8971
Fax: (608) 264-6887
lgs@wisconsin.gov

September 13, 2024

DAVID COON
TOWN OF DEWEY
3215 LAKEVIEW CHURCH RD
SHELL LAKE WI 54871

Notice of Shared Revenue – 2025 Original Estimate

Notice Information

The Wisconsin Department of Revenue (DOR) is providing the **estimated** shared revenue amounts your local government will receive in 2025 under current state law for county and municipal aid, supplemental county and municipal aid, utility aid and the expenditure restraint incentive program. This does not include adjustments, shown on the July and November payment notices.

District	TOWN OF DEWEY	County	BURNETT	Co-muni code	07-008
-----------------	---------------	---------------	---------	---------------------	--------

Estimate Information

For an explanation of each aid payment listed below, review the additional information in this notice.

2025 Original Estimate	
1. County and municipal aid	\$25,074.56
2. Utility aid	\$0.00
3. Supplemental county and municipal aid	\$40,095.01
4. Expenditure restraint incentive program	\$0.00
5. Total Estimated 2025 Payments (sum of Lines 1-4)	\$65,169.57

Payment Information

Your local government will receive two distributions in 2025 :

- July 28, 2025: 15% of Line 1, 2, and 3 and 100% of Line 4 (*shown above*)
- November 17, 2025: balance of your 2025 aid payments

County and Municipal Aid

Under state law, the county and municipal aid paid to each county and municipality must be equal to the amount determined in 2012 (sec. 79.036, Wis. Stats.) and adjusted for fallen protective services insurance reimbursement (sec. 79.036(4), Wis. Stats.).

County and Municipal Aid Calculation	
1. Prior year county and municipal aid	\$24,512.58
2. Increase due to sales tax revenue, including adjustments (<i>district changes</i>)	\$563.79
3. Fallen protective services insurance adjustment	-\$1.81
4. Fallen protective services insurance reimbursement (<i>reported to DOR</i>)	\$0.00
5. Total County and Municipal Aid (sum of Lines 1-4)	\$25,074.56

Utility Aid

- Under state law, utility aid is distributed to each county and municipality where tax-exempt utility property is located (sec. 79.04, Wis. Stats.)
- Utility companies report utility property information to DOR annually
- DOR uses the provided information to accurately calculate utility aid (*shown below*)

Utility Aid Calculation	
1. Net book value, <i>as of December 31, 2024 (including expected additions/retirements)</i>	\$0.00
2. Total net book value payment	\$0.00
3. Minimum payment	\$0.00
4. Megawatt capacity	0.0
5. Megawatt capacity payment	\$0.00
6. Closed/decommissioned production plant (phased down) payment	\$0.00
7. Subtotal (<i>sum of Lines 2, 3, 5 and 6</i>)	\$0.00
8. Population cap	\$234,175.00
9. Adjusted subtotal (<i>lesser of Line 7 or Line 8</i>)	\$0.00
10. Adjacent site incentive payment	\$0.00
11. Baseload incentive payment	\$0.00
12. Co-generation incentive payment	\$0.00
13. Alternative energy incentive payment	\$0.00
14. Total incentive payments (<i>sum of Lines 10 through 13</i>)	\$0.00
15. Spent nuclear fuel payment	\$0.00
16. Total Utility Aid – this is the utility aid payment listed on the front of the estimate (<i>sum of Lines 9, 14 and 15</i>)	\$0.00

Supplemental County and Municipal Aid

- Under state law, supplemental county and municipal aid paid to each county and municipality is determined by 2023 Wisconsin Act 12 (sec. 79.037, Wis. Stats.)
- For detailed information, review [county and municipal aid spreadsheet](#)

Supplemental County and Municipal Aid Calculation	
1. Prior year supplemental county and municipal aid	\$39,193.56
2. Increase due to sales tax revenue including adjustments (<i>district changes</i>)	\$901.45
3. Total Supplemental County and Municipal Aid (<i>sum of Lines 1 and 2</i>)	\$40,095.01

Expenditure Restraint Incentive Program

- Only municipalities are eligible to receive Expenditure Restraint Incentive Program (ERIP) payments
- Under state law, in 2025, each municipality will receive a payment that is equal to the amount of the payment received by the municipality in 2024 (sec. 79.05(4), Wis. Stats., from 2023 WI Act 12 – notwithstanding subs. (2) and (3))

Contact Information

If you have questions, contact us at lgs@wisconsin.gov, (608) 266-8618 or (608) 261-5167.



State of Wisconsin • DEPARTMENT OF REVENUE

DIVISION OF STATE AND LOCAL FINANCE • BUREAU OF LOCAL GOVERNMENT SERVICES • 2135 RIMROCK RD MADISON, WI 53713

Mailing Address:
PO Box 8971 #6-97
Madison WI 53708-8971
Fax: (608) 264-6887
lgs@wisconsin.gov

September 13, 2024

TERRI KNODE
TOWN OF GRANTSBURG
PO BOX 642
GRANTSBURG WI 54840-0642

Notice of Shared Revenue – 2025 Original Estimate

Notice Information

The Wisconsin Department of Revenue (DOR) is providing the **estimated** shared revenue amounts your local government will receive in 2025 under current state law for county and municipal aid, supplemental county and municipal aid, utility aid and the expenditure restraint incentive program. This does not include adjustments, shown on the July and November payment notices.

District	TOWN OF GRANTSBURG	County	BURNETT	Co-muni code	07-010
-----------------	--------------------	---------------	---------	---------------------	--------

Estimate Information

For an explanation of each aid payment listed below, review the additional information in this notice.

2025 Original Estimate	
1. County and municipal aid	\$44,693.46
2. Utility aid	\$1,654.66
3. Supplemental county and municipal aid	\$51,005.01
4. Expenditure restraint incentive program	\$0.00
5. Total Estimated 2025 Payments (sum of Lines 1-4)	\$97,353.13

Payment Information

Your local government will receive two distributions in 2025 :

- July 28, 2025: 15% of Line 1, 2, and 3 and 100% of Line 4 (*shown above*)
- November 17, 2025: balance of your 2025 aid payments

County and Municipal Aid

Under state law, the county and municipal aid paid to each county and municipality must be equal to the amount determined in 2012 (sec. 79.036, Wis. Stats.) and adjusted for fallen protective services insurance reimbursement (sec. 79.036(4), Wis. Stats.).

County and Municipal Aid Calculation	
1. Prior year county and municipal aid	\$43,691.78
2. Increase due to sales tax revenue, including adjustments (<i>district changes</i>)	\$1,004.91
3. Fallen protective services insurance adjustment	-\$3.23
4. Fallen protective services insurance reimbursement (<i>reported to DOR</i>)	\$0.00
5. Total County and Municipal Aid (sum of Lines 1-4)	\$44,693.46

Utility Aid

- Under state law, utility aid is distributed to each county and municipality where tax-exempt utility property is located (sec. 79.04, Wis. Stats.)
- Utility companies report utility property information to DOR annually
- DOR uses the provided information to accurately calculate utility aid (*shown below*)

Utility Aid Calculation	
1. Net book value, <i>as of December 31, 2024 (including expected additions/retirements)</i>	\$551,553.00
2. Total net book value payment	\$1,654.66
3. Minimum payment	\$0.00
4. Megawatt capacity	0.0
5. Megawatt capacity payment	\$0.00
6. Closed/decommissioned production plant (phased down) payment	\$0.00
7. Subtotal (<i>sum of Lines 2, 3, 5 and 6</i>)	\$1,654.66
8. Population cap	\$494,275.00
9. Adjusted subtotal (<i>lesser of Line 7 or Line 8</i>)	\$1,654.66
10. Adjacent site incentive payment	\$0.00
11. Baseload incentive payment	\$0.00
12. Co-generation incentive payment	\$0.00
13. Alternative energy incentive payment	\$0.00
14. Total incentive payments (<i>sum of Lines 10 through 13</i>)	\$0.00
15. Spent nuclear fuel payment	\$0.00
16. Total Utility Aid – this is the utility aid payment listed on the front of the estimate (<i>sum of Lines 9, 14 and 15</i>)	\$1,654.66

Supplemental County and Municipal Aid

- Under state law, supplemental county and municipal aid paid to each county and municipality is determined by 2023 Wisconsin Act 12 (sec. 79.037, Wis. Stats.)
- For detailed information, review [county and municipal aid spreadsheet](#)

Supplemental County and Municipal Aid Calculation	
1. Prior year supplemental county and municipal aid	\$49,858.27
2. Increase due to sales tax revenue including adjustments (<i>district changes</i>)	\$1,146.74
3. Total Supplemental County and Municipal Aid (<i>sum of Lines 1 and 2</i>)	\$51,005.01

Expenditure Restraint Incentive Program

- Only municipalities are eligible to receive Expenditure Restraint Incentive Program (ERIP) payments
- Under state law, in 2025, each municipality will receive a payment that is equal to the amount of the payment received by the municipality in 2024 (sec. 79.05(4), Wis. Stats., from 2023 WI Act 12 – notwithstanding subs. (2) and (3))

Contact Information

If you have questions, contact us at lgs@wisconsin.gov, (608) 266-8618 or (608) 261-5167.



State of Wisconsin • DEPARTMENT OF REVENUE

DIVISION OF STATE AND LOCAL FINANCE • BUREAU OF LOCAL GOVERNMENT SERVICES • 2135 RIMROCK RD MADISON, WI 53713

Mailing Address:
PO Box 8971 #6-97
Madison WI 53708-8971
Fax: (608) 264-6887
lgs@wisconsin.gov

September 13, 2024

LORRAINE RADKE
TOWN OF JACKSON
4599 COUNTY RD A
WEBSTER WI 54893-8837

Notice of Shared Revenue – 2025 Original Estimate

Notice Information

The Wisconsin Department of Revenue (DOR) is providing the **estimated** shared revenue amounts your local government will receive in 2025 under current state law for county and municipal aid, supplemental county and municipal aid, utility aid and the expenditure restraint incentive program. This does not include adjustments, shown on the July and November payment notices.

District	TOWN OF JACKSON	County	BURNETT	Co-muni code	07-012
-----------------	-----------------	---------------	---------	---------------------	--------

Estimate Information

For an explanation of each aid payment listed below, review the additional information in this notice.

2025 Original Estimate	
1. County and municipal aid	\$6,937.58
2. Utility aid	\$1,055.93
3. Supplemental county and municipal aid	\$46,899.74
4. Expenditure restraint incentive program	\$0.00
5. Total Estimated 2025 Payments (sum of Lines 1-4)	\$54,893.25

Payment Information

Your local government will receive two distributions in 2025 :

- July 28, 2025: 15% of Line 1, 2, and 3 and 100% of Line 4 (*shown above*)
- November 17, 2025: balance of your 2025 aid payments

County and Municipal Aid

Under state law, the county and municipal aid paid to each county and municipality must be equal to the amount determined in 2012 (sec. 79.036, Wis. Stats.) and adjusted for fallen protective services insurance reimbursement (sec. 79.036(4), Wis. Stats.).

County and Municipal Aid Calculation	
1. Prior year county and municipal aid	\$6,782.09
2. Increase due to sales tax revenue, including adjustments (<i>district changes</i>)	\$155.99
3. Fallen protective services insurance adjustment	-\$0.50
4. Fallen protective services insurance reimbursement (<i>reported to DOR</i>)	\$0.00
5. Total County and Municipal Aid (sum of Lines 1-4)	\$6,937.58

Utility Aid

- Under state law, utility aid is distributed to each county and municipality where tax-exempt utility property is located (sec. 79.04, Wis. Stats.)
- Utility companies report utility property information to DOR annually
- DOR uses the provided information to accurately calculate utility aid (*shown below*)

Utility Aid Calculation	
1. Net book value, <i>as of December 31, 2024 (including expected additions/retirements)</i>	\$351,978.00
2. Total net book value payment	\$1,055.93
3. Minimum payment	\$0.00
4. Megawatt capacity	0.0
5. Megawatt capacity payment	\$0.00
6. Closed/decommissioned production plant (phased down) payment	\$0.00
7. Subtotal (<i>sum of Lines 2, 3, 5 and 6</i>)	\$1,055.93
8. Population cap	\$402,900.00
9. Adjusted subtotal (<i>lesser of Line 7 or Line 8</i>)	\$1,055.93
10. Adjacent site incentive payment	\$0.00
11. Baseload incentive payment	\$0.00
12. Co-generation incentive payment	\$0.00
13. Alternative energy incentive payment	\$0.00
14. Total incentive payments (<i>sum of Lines 10 through 13</i>)	\$0.00
15. Spent nuclear fuel payment	\$0.00
16. Total Utility Aid – this is the utility aid payment listed on the front of the estimate (<i>sum of Lines 9, 14 and 15</i>)	\$1,055.93

Supplemental County and Municipal Aid

- Under state law, supplemental county and municipal aid paid to each county and municipality is determined by 2023 Wisconsin Act 12 (sec. 79.037, Wis. Stats.)
- For detailed information, review [county and municipal aid spreadsheet](#)

Supplemental County and Municipal Aid Calculation	
1. Prior year supplemental county and municipal aid	\$45,845.30
2. Increase due to sales tax revenue including adjustments (<i>district changes</i>)	\$1,054.44
3. Total Supplemental County and Municipal Aid (<i>sum of Lines 1 and 2</i>)	\$46,899.74

Expenditure Restraint Incentive Program

- Only municipalities are eligible to receive Expenditure Restraint Incentive Program (ERIP) payments
- Under state law, in 2025, each municipality will receive a payment that is equal to the amount of the payment received by the municipality in 2024 (sec. 79.05(4), Wis. Stats., from 2023 WI Act 12 – notwithstanding subs. (2) and (3))

Contact Information

If you have questions, contact us at lgs@wisconsin.gov, (608) 266-8618 or (608) 261-5167.



State of Wisconsin • DEPARTMENT OF REVENUE

DIVISION OF STATE AND LOCAL FINANCE • BUREAU OF LOCAL GOVERNMENT SERVICES • 2135 RIMROCK RD MADISON, WI 53713

Mailing Address:
PO Box 8971 #6-97
Madison WI 53708-8971
Fax: (608) 264-6887
lgs@wisconsin.gov

September 13, 2024

SANDRA HINKLEY
TOWN OF LA FOLLETTE
PO BOX 322
SIREN WI 54872

Notice of Shared Revenue – 2025 Original Estimate

Notice Information

The Wisconsin Department of Revenue (DOR) is providing the **estimated** shared revenue amounts your local government will receive in 2025 under current state law for county and municipal aid, supplemental county and municipal aid, utility aid and the expenditure restraint incentive program. This does not include adjustments, shown on the July and November payment notices.

District	TOWN OF LA FOLLETTE	County	BURNETT	Co-muni code	07-014
-----------------	---------------------	---------------	---------	---------------------	--------

Estimate Information

For an explanation of each aid payment listed below, review the additional information in this notice.

2025 Original Estimate	
1. County and municipal aid	\$6,670.90
2. Utility aid	\$0.00
3. Supplemental county and municipal aid	\$40,352.83
4. Expenditure restraint incentive program	\$0.00
5. Total Estimated 2025 Payments (sum of Lines 1-4)	\$47,023.73

Payment Information

Your local government will receive two distributions in 2025 :

- July 28, 2025: 15% of Line 1, 2, and 3 and 100% of Line 4 (*shown above*)
- November 17, 2025: balance of your 2025 aid payments

County and Municipal Aid

Under state law, the county and municipal aid paid to each county and municipality must be equal to the amount determined in 2012 (sec. 79.036, Wis. Stats.) and adjusted for fallen protective services insurance reimbursement (sec. 79.036(4), Wis. Stats.).

County and Municipal Aid Calculation	
1. Prior year county and municipal aid	\$6,521.39
2. Increase due to sales tax revenue, including adjustments (<i>district changes</i>)	\$149.99
3. Fallen protective services insurance adjustment	-\$0.48
4. Fallen protective services insurance reimbursement (<i>reported to DOR</i>)	\$0.00
5. Total County and Municipal Aid (sum of Lines 1-4)	\$6,670.90

Utility Aid

- Under state law, utility aid is distributed to each county and municipality where tax-exempt utility property is located (sec. 79.04, Wis. Stats.)
- Utility companies report utility property information to DOR annually
- DOR uses the provided information to accurately calculate utility aid (*shown below*)

Utility Aid Calculation	
1. Net book value, <i>as of December 31, 2024 (including expected additions/retirements)</i>	\$0.00
2. Total net book value payment	\$0.00
3. Minimum payment	\$0.00
4. Megawatt capacity	0.0
5. Megawatt capacity payment	\$0.00
6. Closed/decommissioned production plant (phased down) payment	\$0.00
7. Subtotal (<i>sum of Lines 2, 3, 5 and 6</i>)	\$0.00
8. Population cap	\$238,000.00
9. Adjusted subtotal (<i>lesser of Line 7 or Line 8</i>)	\$0.00
10. Adjacent site incentive payment	\$0.00
11. Baseload incentive payment	\$0.00
12. Co-generation incentive payment	\$0.00
13. Alternative energy incentive payment	\$0.00
14. Total incentive payments (<i>sum of Lines 10 through 13</i>)	\$0.00
15. Spent nuclear fuel payment	\$0.00
16. Total Utility Aid – this is the utility aid payment listed on the front of the estimate (<i>sum of Lines 9, 14 and 15</i>)	\$0.00

Supplemental County and Municipal Aid

- Under state law, supplemental county and municipal aid paid to each county and municipality is determined by 2023 Wisconsin Act 12 (sec. 79.037, Wis. Stats.)
- For detailed information, review [county and municipal aid spreadsheet](#)

Supplemental County and Municipal Aid Calculation	
1. Prior year supplemental county and municipal aid	\$39,445.58
2. Increase due to sales tax revenue including adjustments (<i>district changes</i>)	\$907.25
3. Total Supplemental County and Municipal Aid (<i>sum of Lines 1 and 2</i>)	\$40,352.83

Expenditure Restraint Incentive Program

- Only municipalities are eligible to receive Expenditure Restraint Incentive Program (ERIP) payments
- Under state law, in 2025, each municipality will receive a payment that is equal to the amount of the payment received by the municipality in 2024 (sec. 79.05(4), Wis. Stats., from 2023 WI Act 12 – notwithstanding subs. (2) and (3))

Contact Information

If you have questions, contact us at lgs@wisconsin.gov, (608) 266-8618 or (608) 261-5167.



State of Wisconsin • DEPARTMENT OF REVENUE

DIVISION OF STATE AND LOCAL FINANCE • BUREAU OF LOCAL GOVERNMENT SERVICES • 2135 RIMROCK RD MADISON, WI 53713

Mailing Address:
PO Box 8971 #6-97
Madison WI 53708-8971
Fax: (608) 264-6887
lgs@wisconsin.gov

September 13, 2024

WANDA WASHKUHN
TOWN OF LINCOLN
PO BOX 296
WEBSTER WI 54893-0296

Notice of Shared Revenue – 2025 Original Estimate

Notice Information

The Wisconsin Department of Revenue (DOR) is providing the **estimated** shared revenue amounts your local government will receive in 2025 under current state law for county and municipal aid, supplemental county and municipal aid, utility aid and the expenditure restraint incentive program. This does not include adjustments, shown on the July and November payment notices.

District	TOWN OF LINCOLN	County	BURNETT	Co-muni code	07-016
-----------------	-----------------	---------------	---------	---------------------	--------

Estimate Information

For an explanation of each aid payment listed below, review the additional information in this notice.

2025 Original Estimate	
1. County and municipal aid	\$18,129.22
2. Utility aid	\$0.00
3. Supplemental county and municipal aid	\$37,086.80
4. Expenditure restraint incentive program	\$0.00
5. Total Estimated 2025 Payments (sum of Lines 1-4)	\$55,216.02

Payment Information

Your local government will receive two distributions in 2025 :

- July 28, 2025: 15% of Line 1, 2, and 3 and 100% of Line 4 (*shown above*)
- November 17, 2025: balance of your 2025 aid payments

County and Municipal Aid

Under state law, the county and municipal aid paid to each county and municipality must be equal to the amount determined in 2012 (sec. 79.036, Wis. Stats.) and adjusted for fallen protective services insurance reimbursement (sec. 79.036(4), Wis. Stats.).

County and Municipal Aid Calculation	
1. Prior year county and municipal aid	\$17,722.90
2. Increase due to sales tax revenue, including adjustments (<i>district changes</i>)	\$407.63
3. Fallen protective services insurance adjustment	-\$1.31
4. Fallen protective services insurance reimbursement (<i>reported to DOR</i>)	\$0.00
5. Total County and Municipal Aid (sum of Lines 1-4)	\$18,129.22

Utility Aid

- Under state law, utility aid is distributed to each county and municipality where tax-exempt utility property is located (sec. 79.04, Wis. Stats.)
- Utility companies report utility property information to DOR annually
- DOR uses the provided information to accurately calculate utility aid (*shown below*)

Utility Aid Calculation	
1. Net book value, <i>as of December 31, 2024 (including expected additions/retirements)</i>	\$0.00
2. Total net book value payment	\$0.00
3. Minimum payment	\$0.00
4. Megawatt capacity	0.0
5. Megawatt capacity payment	\$0.00
6. Closed/decommissioned production plant (phased down) payment	\$0.00
7. Subtotal (<i>sum of Lines 2, 3, 5 and 6</i>)	\$0.00
8. Population cap	\$157,250.00
9. Adjusted subtotal (<i>lesser of Line 7 or Line 8</i>)	\$0.00
10. Adjacent site incentive payment	\$0.00
11. Baseload incentive payment	\$0.00
12. Co-generation incentive payment	\$0.00
13. Alternative energy incentive payment	\$0.00
14. Total incentive payments (<i>sum of Lines 10 through 13</i>)	\$0.00
15. Spent nuclear fuel payment	\$0.00
16. Total Utility Aid – this is the utility aid payment listed on the front of the estimate (<i>sum of Lines 9, 14 and 15</i>)	\$0.00

Supplemental County and Municipal Aid

- Under state law, supplemental county and municipal aid paid to each county and municipality is determined by 2023 Wisconsin Act 12 (sec. 79.037, Wis. Stats.)
- For detailed information, review [county and municipal aid spreadsheet](#)

Supplemental County and Municipal Aid Calculation	
1. Prior year supplemental county and municipal aid	\$36,252.98
2. Increase due to sales tax revenue including adjustments (<i>district changes</i>)	\$833.82
3. Total Supplemental County and Municipal Aid (<i>sum of Lines 1 and 2</i>)	\$37,086.80

Expenditure Restraint Incentive Program

- Only municipalities are eligible to receive Expenditure Restraint Incentive Program (ERIP) payments
- Under state law, in 2025, each municipality will receive a payment that is equal to the amount of the payment received by the municipality in 2024 (sec. 79.05(4), Wis. Stats., from 2023 WI Act 12 – notwithstanding subs. (2) and (3))

Contact Information

If you have questions, contact us at lgs@wisconsin.gov, (608) 266-8618 or (608) 261-5167.



State of Wisconsin • DEPARTMENT OF REVENUE

DIVISION OF STATE AND LOCAL FINANCE • BUREAU OF LOCAL GOVERNMENT SERVICES • 2135 RIMROCK RD MADISON, WI 53713

Mailing Address:
PO Box 8971 #6-97
Madison WI 53708-8971
Fax: (608) 264-6887
lgs@wisconsin.gov

September 13, 2024

SUZANNA EYTCHESON
TOWN OF MEENON
PO BOX 332
WEBSTER WI 54893-8628

Notice of Shared Revenue – 2025 Original Estimate

Notice Information

The Wisconsin Department of Revenue (DOR) is providing the **estimated** shared revenue amounts your local government will receive in 2025 under current state law for county and municipal aid, supplemental county and municipal aid, utility aid and the expenditure restraint incentive program. This does not include adjustments, shown on the July and November payment notices.

District	TOWN OF MEENON	County	BURNETT	Co-muni code	07-018
-----------------	----------------	---------------	---------	---------------------	--------

Estimate Information

For an explanation of each aid payment listed below, review the additional information in this notice.

2025 Original Estimate	
1. County and municipal aid	\$11,820.42
2. Utility aid	\$3,416.88
3. Supplemental county and municipal aid	\$51,520.22
4. Expenditure restraint incentive program	\$0.00
5. Total Estimated 2025 Payments (sum of Lines 1-4)	\$66,757.52

Payment Information

Your local government will receive two distributions in 2025 :

- July 28, 2025: 15% of Line 1, 2, and 3 and 100% of Line 4 (*shown above*)
- November 17, 2025: balance of your 2025 aid payments

County and Municipal Aid

Under state law, the county and municipal aid paid to each county and municipality must be equal to the amount determined in 2012 (sec. 79.036, Wis. Stats.) and adjusted for fallen protective services insurance reimbursement (sec. 79.036(4), Wis. Stats.).

County and Municipal Aid Calculation	
1. Prior year county and municipal aid	\$11,555.49
2. Increase due to sales tax revenue, including adjustments (<i>district changes</i>)	\$265.78
3. Fallen protective services insurance adjustment	-\$0.85
4. Fallen protective services insurance reimbursement (<i>reported to DOR</i>)	\$0.00
5. Total County and Municipal Aid (sum of Lines 1-4)	\$11,820.42

Utility Aid

- Under state law, utility aid is distributed to each county and municipality where tax-exempt utility property is located (sec. 79.04, Wis. Stats.)
- Utility companies report utility property information to DOR annually
- DOR uses the provided information to accurately calculate utility aid (*shown below*)

Utility Aid Calculation	
1. Net book value, <i>as of December 31, 2024 (including expected additions/retirements)</i>	\$1,138,960.00
2. Total net book value payment	\$3,416.88
3. Minimum payment	\$0.00
4. Megawatt capacity	0.0
5. Megawatt capacity payment	\$0.00
6. Closed/decommissioned production plant (phased down) payment	\$0.00
7. Subtotal (<i>sum of Lines 2, 3, 5 and 6</i>)	\$3,416.88
8. Population cap	\$523,600.00
9. Adjusted subtotal (<i>lesser of Line 7 or Line 8</i>)	\$3,416.88
10. Adjacent site incentive payment	\$0.00
11. Baseload incentive payment	\$0.00
12. Co-generation incentive payment	\$0.00
13. Alternative energy incentive payment	\$0.00
14. Total incentive payments (<i>sum of Lines 10 through 13</i>)	\$0.00
15. Spent nuclear fuel payment	\$0.00
16. Total Utility Aid – this is the utility aid payment listed on the front of the estimate (<i>sum of Lines 9, 14 and 15</i>)	\$3,416.88

Supplemental County and Municipal Aid

- Under state law, supplemental county and municipal aid paid to each county and municipality is determined by 2023 Wisconsin Act 12 (sec. 79.037, Wis. Stats.)
- For detailed information, review [county and municipal aid spreadsheet](#)

Supplemental County and Municipal Aid Calculation	
1. Prior year supplemental county and municipal aid	\$50,361.90
2. Increase due to sales tax revenue including adjustments (<i>district changes</i>)	\$1,158.32
3. Total Supplemental County and Municipal Aid (<i>sum of Lines 1 and 2</i>)	\$51,520.22

Expenditure Restraint Incentive Program

- Only municipalities are eligible to receive Expenditure Restraint Incentive Program (ERIP) payments
- Under state law, in 2025, each municipality will receive a payment that is equal to the amount of the payment received by the municipality in 2024 (sec. 79.05(4), Wis. Stats., from 2023 WI Act 12 – notwithstanding subs. (2) and (3))

Contact Information

If you have questions, contact us at lgs@wisconsin.gov, (608) 266-8618 or (608) 261-5167.



State of Wisconsin • DEPARTMENT OF REVENUE

DIVISION OF STATE AND LOCAL FINANCE • BUREAU OF LOCAL GOVERNMENT SERVICES • 2135 RIMROCK RD MADISON, WI 53713

Mailing Address:
PO Box 8971 #6-97
Madison WI 53708-8971
Fax: (608) 264-6887
lgs@wisconsin.gov

September 13, 2024

MAGGIE OLSON
TOWN OF OAKLAND
PO BOX 675
WEBSTER WI 54893-0675

Notice of Shared Revenue – 2025 Original Estimate

Notice Information

The Wisconsin Department of Revenue (DOR) is providing the **estimated** shared revenue amounts your local government will receive in 2025 under current state law for county and municipal aid, supplemental county and municipal aid, utility aid and the expenditure restraint incentive program. This does not include adjustments, shown on the July and November payment notices.

District	TOWN OF OAKLAND	County	BURNETT	Co-muni code	07-020
-----------------	-----------------	---------------	---------	---------------------	--------

Estimate Information

For an explanation of each aid payment listed below, review the additional information in this notice.

2025 Original Estimate	
1. County and municipal aid	\$7,406.70
2. Utility aid	\$476.75
3. Supplemental county and municipal aid	\$47,638.44
4. Expenditure restraint incentive program	\$0.00
5. Total Estimated 2025 Payments (sum of Lines 1-4)	\$55,521.89

Payment Information

Your local government will receive two distributions in 2025 :

- July 28, 2025: 15% of Line 1, 2, and 3 and 100% of Line 4 (*shown above*)
- November 17, 2025: balance of your 2025 aid payments

County and Municipal Aid

Under state law, the county and municipal aid paid to each county and municipality must be equal to the amount determined in 2012 (sec. 79.036, Wis. Stats.) and adjusted for fallen protective services insurance reimbursement (sec. 79.036(4), Wis. Stats.).

County and Municipal Aid Calculation	
1. Prior year county and municipal aid	\$7,240.70
2. Increase due to sales tax revenue, including adjustments (<i>district changes</i>)	\$166.54
3. Fallen protective services insurance adjustment	-\$0.54
4. Fallen protective services insurance reimbursement (<i>reported to DOR</i>)	\$0.00
5. Total County and Municipal Aid (sum of Lines 1-4)	\$7,406.70

Utility Aid

- Under state law, utility aid is distributed to each county and municipality where tax-exempt utility property is located (sec. 79.04, Wis. Stats.)
- Utility companies report utility property information to DOR annually
- DOR uses the provided information to accurately calculate utility aid (*shown below*)

Utility Aid Calculation	
1. Net book value, <i>as of December 31, 2024 (including expected additions/retirements)</i>	\$158,916.00
2. Total net book value payment	\$476.75
3. Minimum payment	\$0.00
4. Megawatt capacity	0.0
5. Megawatt capacity payment	\$0.00
6. Closed/decommissioned production plant (phased down) payment	\$0.00
7. Subtotal (<i>sum of Lines 2, 3, 5 and 6</i>)	\$476.75
8. Population cap	\$421,175.00
9. Adjusted subtotal (<i>lesser of Line 7 or Line 8</i>)	\$476.75
10. Adjacent site incentive payment	\$0.00
11. Baseload incentive payment	\$0.00
12. Co-generation incentive payment	\$0.00
13. Alternative energy incentive payment	\$0.00
14. Total incentive payments (<i>sum of Lines 10 through 13</i>)	\$0.00
15. Spent nuclear fuel payment	\$0.00
16. Total Utility Aid – this is the utility aid payment listed on the front of the estimate (<i>sum of Lines 9, 14 and 15</i>)	\$476.75

Supplemental County and Municipal Aid

- Under state law, supplemental county and municipal aid paid to each county and municipality is determined by 2023 Wisconsin Act 12 (sec. 79.037, Wis. Stats.)
- For detailed information, review [county and municipal aid spreadsheet](#)

Supplemental County and Municipal Aid Calculation	
1. Prior year supplemental county and municipal aid	\$46,567.39
2. Increase due to sales tax revenue including adjustments (<i>district changes</i>)	\$1,071.05
3. Total Supplemental County and Municipal Aid (<i>sum of Lines 1 and 2</i>)	\$47,638.44

Expenditure Restraint Incentive Program

- Only municipalities are eligible to receive Expenditure Restraint Incentive Program (ERIP) payments
- Under state law, in 2025, each municipality will receive a payment that is equal to the amount of the payment received by the municipality in 2024 (sec. 79.05(4), Wis. Stats., from 2023 WI Act 12 – notwithstanding subs. (2) and (3))

Contact Information

If you have questions, contact us at lgs@wisconsin.gov, (608) 266-8618 or (608) 261-5167.



State of Wisconsin • DEPARTMENT OF REVENUE

DIVISION OF STATE AND LOCAL FINANCE • BUREAU OF LOCAL GOVERNMENT SERVICES • 2135 RIMROCK RD MADISON, WI 53713

Mailing Address:
PO Box 8971 #6-97
Madison WI 53708-8971
Fax: (608) 264-6887
lgs@wisconsin.gov

September 13, 2024

REBECCA ODDEN
TOWN OF ROOSEVELT
20970 COUNTY RD H
BARRONETT WI 54813

Notice of Shared Revenue – 2025 Original Estimate

Notice Information

The Wisconsin Department of Revenue (DOR) is providing the **estimated** shared revenue amounts your local government will receive in 2025 under current state law for county and municipal aid, supplemental county and municipal aid, utility aid and the expenditure restraint incentive program. This does not include adjustments, shown on the July and November payment notices.

District	TOWN OF ROOSEVELT	County	BURNETT	Co-muni code	07-022
-----------------	-------------------	---------------	---------	---------------------	--------

Estimate Information

For an explanation of each aid payment listed below, review the additional information in this notice.

2025 Original Estimate	
1. County and municipal aid	\$9,686.82
2. Utility aid	\$0.00
3. Supplemental county and municipal aid	\$34,095.12
4. Expenditure restraint incentive program	\$0.00
5. Total Estimated 2025 Payments (sum of Lines 1-4)	\$43,781.94

Payment Information

Your local government will receive two distributions in 2025 :

- July 28, 2025: 15% of Line 1, 2, and 3 and 100% of Line 4 (*shown above*)
- November 17, 2025: balance of your 2025 aid payments

County and Municipal Aid

Under state law, the county and municipal aid paid to each county and municipality must be equal to the amount determined in 2012 (sec. 79.036, Wis. Stats.) and adjusted for fallen protective services insurance reimbursement (sec. 79.036(4), Wis. Stats.).

County and Municipal Aid Calculation	
1. Prior year county and municipal aid	\$9,469.72
2. Increase due to sales tax revenue, including adjustments (<i>district changes</i>)	\$217.80
3. Fallen protective services insurance adjustment	-\$0.70
4. Fallen protective services insurance reimbursement (<i>reported to DOR</i>)	\$0.00
5. Total County and Municipal Aid (sum of Lines 1-4)	\$9,686.82

Utility Aid

- Under state law, utility aid is distributed to each county and municipality where tax-exempt utility property is located (sec. 79.04, Wis. Stats.)
- Utility companies report utility property information to DOR annually
- DOR uses the provided information to accurately calculate utility aid (*shown below*)

Utility Aid Calculation	
1. Net book value, <i>as of December 31, 2024 (including expected additions/retirements)</i>	\$0.00
2. Total net book value payment	\$0.00
3. Minimum payment	\$0.00
4. Megawatt capacity	0.0
5. Megawatt capacity payment	\$0.00
6. Closed/decommissioned production plant (phased down) payment	\$0.00
7. Subtotal (<i>sum of Lines 2, 3, 5 and 6</i>)	\$0.00
8. Population cap	\$83,725.00
9. Adjusted subtotal (<i>lesser of Line 7 or Line 8</i>)	\$0.00
10. Adjacent site incentive payment	\$0.00
11. Baseload incentive payment	\$0.00
12. Co-generation incentive payment	\$0.00
13. Alternative energy incentive payment	\$0.00
14. Total incentive payments (<i>sum of Lines 10 through 13</i>)	\$0.00
15. Spent nuclear fuel payment	\$0.00
16. Total Utility Aid – this is the utility aid payment listed on the front of the estimate (<i>sum of Lines 9, 14 and 15</i>)	\$0.00

Supplemental County and Municipal Aid

- Under state law, supplemental county and municipal aid paid to each county and municipality is determined by 2023 Wisconsin Act 12 (sec. 79.037, Wis. Stats.)
- For detailed information, review [county and municipal aid spreadsheet](#)

Supplemental County and Municipal Aid Calculation	
1. Prior year supplemental county and municipal aid	\$33,328.56
2. Increase due to sales tax revenue including adjustments (<i>district changes</i>)	\$766.56
3. Total Supplemental County and Municipal Aid (<i>sum of Lines 1 and 2</i>)	\$34,095.12

Expenditure Restraint Incentive Program

- Only municipalities are eligible to receive Expenditure Restraint Incentive Program (ERIP) payments
- Under state law, in 2025, each municipality will receive a payment that is equal to the amount of the payment received by the municipality in 2024 (sec. 79.05(4), Wis. Stats., from 2023 WI Act 12 – notwithstanding subs. (2) and (3))

Contact Information

If you have questions, contact us at lgs@wisconsin.gov, (608) 266-8618 or (608) 261-5167.



State of Wisconsin • DEPARTMENT OF REVENUE

DIVISION OF STATE AND LOCAL FINANCE • BUREAU OF LOCAL GOVERNMENT SERVICES • 2135 RIMROCK RD MADISON, WI 53713

Mailing Address:
PO Box 8971 #6-97
Madison WI 53708-8971
Fax: (608) 264-6887
lgs@wisconsin.gov

September 13, 2024

BONNIE HARDER
TOWN OF RUSK
26985 E BENOIT LAKE RD
SPOONER WI 54801-8904

Notice of Shared Revenue – 2025 Original Estimate

Notice Information

The Wisconsin Department of Revenue (DOR) is providing the **estimated** shared revenue amounts your local government will receive in 2025 under current state law for county and municipal aid, supplemental county and municipal aid, utility aid and the expenditure restraint incentive program. This does not include adjustments, shown on the July and November payment notices.

District	TOWN OF RUSK	County	BURNETT	Co-muni code	07-024
-----------------	--------------	---------------	---------	---------------------	--------

Estimate Information

For an explanation of each aid payment listed below, review the additional information in this notice.

2025 Original Estimate	
1. County and municipal aid	\$5,208.86
2. Utility aid	\$377.56
3. Supplemental county and municipal aid	\$38,754.29
4. Expenditure restraint incentive program	\$0.00
5. Total Estimated 2025 Payments (sum of Lines 1-4)	\$44,340.71

Payment Information

Your local government will receive two distributions in 2025 :

- July 28, 2025: 15% of Line 1, 2, and 3 and 100% of Line 4 (*shown above*)
- November 17, 2025: balance of your 2025 aid payments

County and Municipal Aid

Under state law, the county and municipal aid paid to each county and municipality must be equal to the amount determined in 2012 (sec. 79.036, Wis. Stats.) and adjusted for fallen protective services insurance reimbursement (sec. 79.036(4), Wis. Stats.).

County and Municipal Aid Calculation	
1. Prior year county and municipal aid	\$5,092.12
2. Increase due to sales tax revenue, including adjustments (<i>district changes</i>)	\$117.12
3. Fallen protective services insurance adjustment	-\$0.38
4. Fallen protective services insurance reimbursement (<i>reported to DOR</i>)	\$0.00
5. Total County and Municipal Aid (sum of Lines 1-4)	\$5,208.86

Utility Aid

- Under state law, utility aid is distributed to each county and municipality where tax-exempt utility property is located (sec. 79.04, Wis. Stats.)
- Utility companies report utility property information to DOR annually
- DOR uses the provided information to accurately calculate utility aid (*shown below*)

Utility Aid Calculation	
1. Net book value, as of December 31, 2024 (including expected additions/retirements)	\$125,854.00
2. Total net book value payment	\$377.56
3. Minimum payment	\$0.00
4. Megawatt capacity	0.0
5. Megawatt capacity payment	\$0.00
6. Closed/decommissioned production plant (phased down) payment	\$0.00
7. Subtotal (sum of Lines 2, 3, 5 and 6)	\$377.56
8. Population cap	\$198,050.00
9. Adjusted subtotal (lesser of Line 7 or Line 8)	\$377.56
10. Adjacent site incentive payment	\$0.00
11. Baseload incentive payment	\$0.00
12. Co-generation incentive payment	\$0.00
13. Alternative energy incentive payment	\$0.00
14. Total incentive payments (sum of Lines 10 through 13)	\$0.00
15. Spent nuclear fuel payment	\$0.00
16. Total Utility Aid – this is the utility aid payment listed on the front of the estimate (sum of Lines 9, 14 and 15)	\$377.56

Supplemental County and Municipal Aid

- Under state law, supplemental county and municipal aid paid to each county and municipality is determined by 2023 Wisconsin Act 12 (sec. 79.037, Wis. Stats.)
- For detailed information, review [county and municipal aid spreadsheet](#)

Supplemental County and Municipal Aid Calculation	
1. Prior year supplemental county and municipal aid	\$37,882.98
2. Increase due to sales tax revenue including adjustments (district changes)	\$871.31
3. Total Supplemental County and Municipal Aid (sum of Lines 1 and 2)	\$38,754.29

Expenditure Restraint Incentive Program

- Only municipalities are eligible to receive Expenditure Restraint Incentive Program (ERIP) payments
- Under state law, in 2025, each municipality will receive a payment that is equal to the amount of the payment received by the municipality in 2024 (sec. 79.05(4), Wis. Stats., from 2023 WI Act 12 – notwithstanding subs. (2) and (3))

Contact Information

If you have questions, contact us at lgs@wisconsin.gov, (608) 266-8618 or (608) 261-5167.



State of Wisconsin • DEPARTMENT OF REVENUE

DIVISION OF STATE AND LOCAL FINANCE • BUREAU OF LOCAL GOVERNMENT SERVICES • 2135 RIMROCK RD MADISON, WI 53713

Mailing Address:
PO Box 8971 #6-97
Madison WI 53708-8971
Fax: (608) 264-6887
lgs@wisconsin.gov

September 13, 2024

MAGGIE OLSON
TOWN OF SAND LAKE
PO BOX 165
WEBSTER WI 54893-0165

Notice of Shared Revenue – 2025 Original Estimate

Notice Information

The Wisconsin Department of Revenue (DOR) is providing the **estimated** shared revenue amounts your local government will receive in 2025 under current state law for county and municipal aid, supplemental county and municipal aid, utility aid and the expenditure restraint incentive program. This does not include adjustments, shown on the July and November payment notices.

District	TOWN OF SAND LAKE	County	BURNETT	Co-muni code	07-026
-----------------	-------------------	---------------	---------	---------------------	--------

Estimate Information

For an explanation of each aid payment listed below, review the additional information in this notice.

2025 Original Estimate	
1. County and municipal aid	\$5,931.06
2. Utility aid	\$1,358.33
3. Supplemental county and municipal aid	\$40,645.02
4. Expenditure restraint incentive program	\$0.00
5. Total Estimated 2025 Payments (sum of Lines 1-4)	\$47,934.41

Payment Information

Your local government will receive two distributions in 2025 :

- July 28, 2025: 15% of Line 1, 2, and 3 and 100% of Line 4 (*shown above*)
- November 17, 2025: balance of your 2025 aid payments

County and Municipal Aid

Under state law, the county and municipal aid paid to each county and municipality must be equal to the amount determined in 2012 (sec. 79.036, Wis. Stats.) and adjusted for fallen protective services insurance reimbursement (sec. 79.036(4), Wis. Stats.).

County and Municipal Aid Calculation	
1. Prior year county and municipal aid	\$5,798.13
2. Increase due to sales tax revenue, including adjustments (<i>district changes</i>)	\$133.36
3. Fallen protective services insurance adjustment	-\$0.43
4. Fallen protective services insurance reimbursement (<i>reported to DOR</i>)	\$0.00
5. Total County and Municipal Aid (sum of Lines 1-4)	\$5,931.06

Utility Aid

- Under state law, utility aid is distributed to each county and municipality where tax-exempt utility property is located (sec. 79.04, Wis. Stats.)
- Utility companies report utility property information to DOR annually
- DOR uses the provided information to accurately calculate utility aid (*shown below*)

Utility Aid Calculation	
1. Net book value, as of December 31, 2024 (including expected additions/retirements)	\$452,776.00
2. Total net book value payment	\$1,358.33
3. Minimum payment	\$0.00
4. Megawatt capacity	0.0
5. Megawatt capacity payment	\$0.00
6. Closed/decommissioned production plant (phased down) payment	\$0.00
7. Subtotal (sum of Lines 2, 3, 5 and 6)	\$1,358.33
8. Population cap	\$247,775.00
9. Adjusted subtotal (lesser of Line 7 or Line 8)	\$1,358.33
10. Adjacent site incentive payment	\$0.00
11. Baseload incentive payment	\$0.00
12. Co-generation incentive payment	\$0.00
13. Alternative energy incentive payment	\$0.00
14. Total incentive payments (sum of Lines 10 through 13)	\$0.00
15. Spent nuclear fuel payment	\$0.00
16. Total Utility Aid – this is the utility aid payment listed on the front of the estimate (sum of Lines 9, 14 and 15)	\$1,358.33

Supplemental County and Municipal Aid

- Under state law, supplemental county and municipal aid paid to each county and municipality is determined by 2023 Wisconsin Act 12 (sec. 79.037, Wis. Stats.)
- For detailed information, review [county and municipal aid spreadsheet](#)

Supplemental County and Municipal Aid Calculation	
1. Prior year supplemental county and municipal aid	\$39,731.20
2. Increase due to sales tax revenue including adjustments (district changes)	\$913.82
3. Total Supplemental County and Municipal Aid (sum of Lines 1 and 2)	\$40,645.02

Expenditure Restraint Incentive Program

- Only municipalities are eligible to receive Expenditure Restraint Incentive Program (ERIP) payments
- Under state law, in 2025, each municipality will receive a payment that is equal to the amount of the payment received by the municipality in 2024 (sec. 79.05(4), Wis. Stats., from 2023 WI Act 12 – notwithstanding subs. (2) and (3))

Contact Information

If you have questions, contact us at lgs@wisconsin.gov, (608) 266-8618 or (608) 261-5167.



State of Wisconsin • DEPARTMENT OF REVENUE

DIVISION OF STATE AND LOCAL FINANCE • BUREAU OF LOCAL GOVERNMENT SERVICES • 2135 RIMROCK RD MADISON, WI 53713

Mailing Address:
PO Box 8971 #6-97
Madison WI 53708-8971
Fax: (608) 264-6887
lgs@wisconsin.gov

September 13, 2024

KENNETH BUSBY
TOWN OF SCOTT
28390 COUNTY RD H
SPOONER WI 54801

Notice of Shared Revenue – 2025 Original Estimate

Notice Information

The Wisconsin Department of Revenue (DOR) is providing the **estimated** shared revenue amounts your local government will receive in 2025 under current state law for county and municipal aid, supplemental county and municipal aid, utility aid and the expenditure restraint incentive program. This does not include adjustments, shown on the July and November payment notices.

District	TOWN OF SCOTT	County	BURNETT	Co-muni code	07-028
-----------------	---------------	---------------	---------	---------------------	--------

Estimate Information

For an explanation of each aid payment listed below, review the additional information in this notice.

2025 Original Estimate	
1. County and municipal aid	\$6,735.76
2. Utility aid	\$0.00
3. Supplemental county and municipal aid	\$40,765.33
4. Expenditure restraint incentive program	\$0.00
5. Total Estimated 2025 Payments (sum of Lines 1-4)	\$47,501.09

Payment Information

Your local government will receive two distributions in 2025 :

- July 28, 2025: 15% of Line 1, 2, and 3 and 100% of Line 4 (*shown above*)
- November 17, 2025: balance of your 2025 aid payments

County and Municipal Aid

Under state law, the county and municipal aid paid to each county and municipality must be equal to the amount determined in 2012 (sec. 79.036, Wis. Stats.) and adjusted for fallen protective services insurance reimbursement (sec. 79.036(4), Wis. Stats.).

County and Municipal Aid Calculation	
1. Prior year county and municipal aid	\$6,584.80
2. Increase due to sales tax revenue, including adjustments (<i>district changes</i>)	\$151.45
3. Fallen protective services insurance adjustment	-\$0.49
4. Fallen protective services insurance reimbursement (<i>reported to DOR</i>)	\$0.00
5. Total County and Municipal Aid (sum of Lines 1-4)	\$6,735.76

Utility Aid

- Under state law, utility aid is distributed to each county and municipality where tax-exempt utility property is located (sec. 79.04, Wis. Stats.)
- Utility companies report utility property information to DOR annually
- DOR uses the provided information to accurately calculate utility aid (*shown below*)

Utility Aid Calculation	
1. Net book value, <i>as of December 31, 2024 (including expected additions/retirements)</i>	\$0.00
2. Total net book value payment	\$0.00
3. Minimum payment	\$0.00
4. Megawatt capacity	0.0
5. Megawatt capacity payment	\$0.00
6. Closed/decommissioned production plant (phased down) payment	\$0.00
7. Subtotal (<i>sum of Lines 2, 3, 5 and 6</i>)	\$0.00
8. Population cap	\$250,750.00
9. Adjusted subtotal (<i>lesser of Line 7 or Line 8</i>)	\$0.00
10. Adjacent site incentive payment	\$0.00
11. Baseload incentive payment	\$0.00
12. Co-generation incentive payment	\$0.00
13. Alternative energy incentive payment	\$0.00
14. Total incentive payments (<i>sum of Lines 10 through 13</i>)	\$0.00
15. Spent nuclear fuel payment	\$0.00
16. Total Utility Aid – this is the utility aid payment listed on the front of the estimate (<i>sum of Lines 9, 14 and 15</i>)	\$0.00

Supplemental County and Municipal Aid

- Under state law, supplemental county and municipal aid paid to each county and municipality is determined by 2023 Wisconsin Act 12 (sec. 79.037, Wis. Stats.)
- For detailed information, review [county and municipal aid spreadsheet](#)

Supplemental County and Municipal Aid Calculation	
1. Prior year supplemental county and municipal aid	\$39,848.81
2. Increase due to sales tax revenue including adjustments (<i>district changes</i>)	\$916.52
3. Total Supplemental County and Municipal Aid (<i>sum of Lines 1 and 2</i>)	\$40,765.33

Expenditure Restraint Incentive Program

- Only municipalities are eligible to receive Expenditure Restraint Incentive Program (ERIP) payments
- Under state law, in 2025, each municipality will receive a payment that is equal to the amount of the payment received by the municipality in 2024 (sec. 79.05(4), Wis. Stats., from 2023 WI Act 12 – notwithstanding subs. (2) and (3))

Contact Information

If you have questions, contact us at lgs@wisconsin.gov, (608) 266-8618 or (608) 261-5167.



State of Wisconsin • DEPARTMENT OF REVENUE

DIVISION OF STATE AND LOCAL FINANCE • BUREAU OF LOCAL GOVERNMENT SERVICES • 2135 RIMROCK RD MADISON, WI 53713

Mailing Address:
PO Box 8971 #6-97
Madison WI 53708-8971
Fax: (608) 264-6887
lgs@wisconsin.gov

September 13, 2024

CHRISTOPHER TEWALT
TOWN OF SIREN
23175 STATE RD 35
SIREN WI 54872-9126

Notice of Shared Revenue – 2025 Original Estimate

Notice Information

The Wisconsin Department of Revenue (DOR) is providing the **estimated** shared revenue amounts your local government will receive in 2025 under current state law for county and municipal aid, supplemental county and municipal aid, utility aid and the expenditure restraint incentive program. This does not include adjustments, shown on the July and November payment notices.

District	TOWN OF SIREN	County	BURNETT	Co-muni code	07-030
-----------------	---------------	---------------	---------	---------------------	--------

Estimate Information

For an explanation of each aid payment listed below, review the additional information in this notice.

2025 Original Estimate	
1. County and municipal aid	\$14,993.07
2. Utility aid	\$0.00
3. Supplemental county and municipal aid	\$47,982.00
4. Expenditure restraint incentive program	\$0.00
5. Total Estimated 2025 Payments (sum of Lines 1-4)	\$62,975.07

Payment Information

Your local government will receive two distributions in 2025 :

- July 28, 2025: 15% of Line 1, 2, and 3 and 100% of Line 4 (*shown above*)
- November 17, 2025: balance of your 2025 aid payments

County and Municipal Aid

Under state law, the county and municipal aid paid to each county and municipality must be equal to the amount determined in 2012 (sec. 79.036, Wis. Stats.) and adjusted for fallen protective services insurance reimbursement (sec. 79.036(4), Wis. Stats.).

County and Municipal Aid Calculation	
1. Prior year county and municipal aid	\$14,657.04
2. Increase due to sales tax revenue, including adjustments (<i>district changes</i>)	\$337.11
3. Fallen protective services insurance adjustment	-\$1.08
4. Fallen protective services insurance reimbursement (<i>reported to DOR</i>)	\$0.00
5. Total County and Municipal Aid (sum of Lines 1-4)	\$14,993.07

Utility Aid

- Under state law, utility aid is distributed to each county and municipality where tax-exempt utility property is located (sec. 79.04, Wis. Stats.)
- Utility companies report utility property information to DOR annually
- DOR uses the provided information to accurately calculate utility aid (*shown below*)

Utility Aid Calculation	
1. Net book value, <i>as of December 31, 2024 (including expected additions/retirements)</i>	\$0.00
2. Total net book value payment	\$0.00
3. Minimum payment	\$0.00
4. Megawatt capacity	0.0
5. Megawatt capacity payment	\$0.00
6. Closed/decommissioned production plant (phased down) payment	\$0.00
7. Subtotal (<i>sum of Lines 2, 3, 5 and 6</i>)	\$0.00
8. Population cap	\$421,175.00
9. Adjusted subtotal (<i>lesser of Line 7 or Line 8</i>)	\$0.00
10. Adjacent site incentive payment	\$0.00
11. Baseload incentive payment	\$0.00
12. Co-generation incentive payment	\$0.00
13. Alternative energy incentive payment	\$0.00
14. Total incentive payments (<i>sum of Lines 10 through 13</i>)	\$0.00
15. Spent nuclear fuel payment	\$0.00
16. Total Utility Aid – this is the utility aid payment listed on the front of the estimate (<i>sum of Lines 9, 14 and 15</i>)	\$0.00

Supplemental County and Municipal Aid

- Under state law, supplemental county and municipal aid paid to each county and municipality is determined by 2023 Wisconsin Act 12 (sec. 79.037, Wis. Stats.)
- For detailed information, review [county and municipal aid spreadsheet](#)

Supplemental County and Municipal Aid Calculation	
1. Prior year supplemental county and municipal aid	\$46,903.23
2. Increase due to sales tax revenue including adjustments (<i>district changes</i>)	\$1,078.77
3. Total Supplemental County and Municipal Aid (<i>sum of Lines 1 and 2</i>)	\$47,982.00

Expenditure Restraint Incentive Program

- Only municipalities are eligible to receive Expenditure Restraint Incentive Program (ERIP) payments
- Under state law, in 2025, each municipality will receive a payment that is equal to the amount of the payment received by the municipality in 2024 (sec. 79.05(4), Wis. Stats., from 2023 WI Act 12 – notwithstanding subs. (2) and (3))

Contact Information

If you have questions, contact us at lgs@wisconsin.gov, (608) 266-8618 or (608) 261-5167.



State of Wisconsin • DEPARTMENT OF REVENUE

DIVISION OF STATE AND LOCAL FINANCE • BUREAU OF LOCAL GOVERNMENT SERVICES • 2135 RIMROCK RD MADISON, WI 53713

Mailing Address:
PO Box 8971 #6-97
Madison WI 53708-8971
Fax: (608) 264-6887
lgs@wisconsin.gov

September 13, 2024

TANYA FORNENGO
TOWN OF SWISS
PO BOX 157
DANBURY WI 54830-0157

Notice of Shared Revenue – 2025 Original Estimate

Notice Information

The Wisconsin Department of Revenue (DOR) is providing the **estimated** shared revenue amounts your local government will receive in 2025 under current state law for county and municipal aid, supplemental county and municipal aid, utility aid and the expenditure restraint incentive program. This does not include adjustments, shown on the July and November payment notices.

District	TOWN OF SWISS	County	BURNETT	Co-muni code	07-032
-----------------	---------------	---------------	---------	---------------------	--------

Estimate Information

For an explanation of each aid payment listed below, review the additional information in this notice.

2025 Original Estimate	
1. County and municipal aid	\$19,734.30
2. Utility aid	\$7,332.76
3. Supplemental county and municipal aid	\$44,545.96
4. Expenditure restraint incentive program	\$0.00
5. Total Estimated 2025 Payments (sum of Lines 1-4)	\$71,613.02

Payment Information

Your local government will receive two distributions in 2025 :

- July 28, 2025: 15% of Line 1, 2, and 3 and 100% of Line 4 (*shown above*)
- November 17, 2025: balance of your 2025 aid payments

County and Municipal Aid

Under state law, the county and municipal aid paid to each county and municipality must be equal to the amount determined in 2012 (sec. 79.036, Wis. Stats.) and adjusted for fallen protective services insurance reimbursement (sec. 79.036(4), Wis. Stats.).

County and Municipal Aid Calculation	
1. Prior year county and municipal aid	\$19,292.01
2. Increase due to sales tax revenue, including adjustments (<i>district changes</i>)	\$443.72
3. Fallen protective services insurance adjustment	-\$1.43
4. Fallen protective services insurance reimbursement (<i>reported to DOR</i>)	\$0.00
5. Total County and Municipal Aid (sum of Lines 1-4)	\$19,734.30

Utility Aid

- Under state law, utility aid is distributed to each county and municipality where tax-exempt utility property is located (sec. 79.04, Wis. Stats.)
- Utility companies report utility property information to DOR annually
- DOR uses the provided information to accurately calculate utility aid (*shown below*)

Utility Aid Calculation	
1. Net book value, <i>as of December 31, 2024 (including expected additions/retirements)</i>	\$666,475.00
2. Total net book value payment	\$1,999.43
3. Minimum payment	\$0.00
4. Megawatt capacity	8.0
5. Megawatt capacity payment	\$5,333.33
6. Closed/decommissioned production plant (phased down) payment	\$0.00
7. Subtotal (<i>sum of Lines 2, 3, 5 and 6</i>)	\$7,332.76
8. Population cap	\$340,000.00
9. Adjusted subtotal (<i>lesser of Line 7 or Line 8</i>)	\$7,332.76
10. Adjacent site incentive payment	\$0.00
11. Baseload incentive payment	\$0.00
12. Co-generation incentive payment	\$0.00
13. Alternative energy incentive payment	\$0.00
14. Total incentive payments (<i>sum of Lines 10 through 13</i>)	\$0.00
15. Spent nuclear fuel payment	\$0.00
16. Total Utility Aid – this is the utility aid payment listed on the front of the estimate (<i>sum of Lines 9, 14 and 15</i>)	\$7,332.76

Supplemental County and Municipal Aid

- Under state law, supplemental county and municipal aid paid to each county and municipality is determined by 2023 Wisconsin Act 12 (sec. 79.037, Wis. Stats.)
- For detailed information, review [county and municipal aid spreadsheet](#)

Supplemental County and Municipal Aid Calculation	
1. Prior year supplemental county and municipal aid	\$43,544.44
2. Increase due to sales tax revenue including adjustments (<i>district changes</i>)	\$1,001.52
3. Total Supplemental County and Municipal Aid (<i>sum of Lines 1 and 2</i>)	\$44,545.96

Expenditure Restraint Incentive Program

- Only municipalities are eligible to receive Expenditure Restraint Incentive Program (ERIP) payments
- Under state law, in 2025, each municipality will receive a payment that is equal to the amount of the payment received by the municipality in 2024 (sec. 79.05(4), Wis. Stats., from 2023 WI Act 12 – notwithstanding subs. (2) and (3))

Contact Information

If you have questions, contact us at lgs@wisconsin.gov, (608) 266-8618 or (608) 261-5167.



State of Wisconsin • DEPARTMENT OF REVENUE

DIVISION OF STATE AND LOCAL FINANCE • BUREAU OF LOCAL GOVERNMENT SERVICES • 2135 RIMROCK RD MADISON, WI 53713

Mailing Address:
PO Box 8971 #6-97
Madison WI 53708-8971
Fax: (608) 264-6887
lgs@wisconsin.gov

September 13, 2024

MARJORIE GRAVELLE
TOWN OF TRADE LAKE
2798 EVERGREEN AVE
ST CROIX FALLS WI 54024

Notice of Shared Revenue – 2025 Original Estimate

Notice Information

The Wisconsin Department of Revenue (DOR) is providing the **estimated** shared revenue amounts your local government will receive in 2025 under current state law for county and municipal aid, supplemental county and municipal aid, utility aid and the expenditure restraint incentive program. This does not include adjustments, shown on the July and November payment notices.

District	TOWN OF TRADE LAKE	County	BURNETT	Co-muni code	07-034
-----------------	--------------------	---------------	---------	---------------------	--------

Estimate Information

For an explanation of each aid payment listed below, review the additional information in this notice.

2025 Original Estimate	
1. County and municipal aid	\$14,248.43
2. Utility aid	\$0.00
3. Supplemental county and municipal aid	\$46,349.99
4. Expenditure restraint incentive program	\$0.00
5. Total Estimated 2025 Payments (sum of Lines 1-4)	\$60,598.42

Payment Information

Your local government will receive two distributions in 2025 :

- July 28, 2025: 15% of Line 1, 2, and 3 and 100% of Line 4 (*shown above*)
- November 17, 2025: balance of your 2025 aid payments

County and Municipal Aid

Under state law, the county and municipal aid paid to each county and municipality must be equal to the amount determined in 2012 (sec. 79.036, Wis. Stats.) and adjusted for fallen protective services insurance reimbursement (sec. 79.036(4), Wis. Stats.).

County and Municipal Aid Calculation	
1. Prior year county and municipal aid	\$13,929.09
2. Increase due to sales tax revenue, including adjustments (<i>district changes</i>)	\$320.37
3. Fallen protective services insurance adjustment	-\$1.03
4. Fallen protective services insurance reimbursement (<i>reported to DOR</i>)	\$0.00
5. Total County and Municipal Aid (sum of Lines 1-4)	\$14,248.43

Utility Aid

- Under state law, utility aid is distributed to each county and municipality where tax-exempt utility property is located (sec. 79.04, Wis. Stats.)
- Utility companies report utility property information to DOR annually
- DOR uses the provided information to accurately calculate utility aid (*shown below*)

Utility Aid Calculation	
1. Net book value, <i>as of December 31, 2024 (including expected additions/retirements)</i>	\$0.00
2. Total net book value payment	\$0.00
3. Minimum payment	\$0.00
4. Megawatt capacity	0.0
5. Megawatt capacity payment	\$0.00
6. Closed/decommissioned production plant (phased down) payment	\$0.00
7. Subtotal (<i>sum of Lines 2, 3, 5 and 6</i>)	\$0.00
8. Population cap	\$392,275.00
9. Adjusted subtotal (<i>lesser of Line 7 or Line 8</i>)	\$0.00
10. Adjacent site incentive payment	\$0.00
11. Baseload incentive payment	\$0.00
12. Co-generation incentive payment	\$0.00
13. Alternative energy incentive payment	\$0.00
14. Total incentive payments (<i>sum of Lines 10 through 13</i>)	\$0.00
15. Spent nuclear fuel payment	\$0.00
16. Total Utility Aid – this is the utility aid payment listed on the front of the estimate (<i>sum of Lines 9, 14 and 15</i>)	\$0.00

Supplemental County and Municipal Aid

- Under state law, supplemental county and municipal aid paid to each county and municipality is determined by 2023 Wisconsin Act 12 (sec. 79.037, Wis. Stats.)
- For detailed information, review [county and municipal aid spreadsheet](#)

Supplemental County and Municipal Aid Calculation	
1. Prior year supplemental county and municipal aid	\$45,307.91
2. Increase due to sales tax revenue including adjustments (<i>district changes</i>)	\$1,042.08
3. Total Supplemental County and Municipal Aid (<i>sum of Lines 1 and 2</i>)	\$46,349.99

Expenditure Restraint Incentive Program

- Only municipalities are eligible to receive Expenditure Restraint Incentive Program (ERIP) payments
- Under state law, in 2025, each municipality will receive a payment that is equal to the amount of the payment received by the municipality in 2024 (sec. 79.05(4), Wis. Stats., from 2023 WI Act 12 – notwithstanding subs. (2) and (3))

Contact Information

If you have questions, contact us at lgs@wisconsin.gov, (608) 266-8618 or (608) 261-5167.



State of Wisconsin • DEPARTMENT OF REVENUE

DIVISION OF STATE AND LOCAL FINANCE • BUREAU OF LOCAL GOVERNMENT SERVICES • 2135 RIMROCK RD MADISON, WI 53713

Mailing Address:
PO Box 8971 #6-97
Madison WI 53708-8971
Fax: (608) 264-6887
lgs@wisconsin.gov

September 13, 2024

MICHELLE MESSER
TOWN OF UNION
8398 COUNTY ROAD U
DANBURY WI 54830

Notice of Shared Revenue – 2025 Original Estimate

Notice Information

The Wisconsin Department of Revenue (DOR) is providing the **estimated** shared revenue amounts your local government will receive in 2025 under current state law for county and municipal aid, supplemental county and municipal aid, utility aid and the expenditure restraint incentive program. This does not include adjustments, shown on the July and November payment notices.

District	TOWN OF UNION	County	BURNETT	Co-muni code	07-036
-----------------	---------------	---------------	---------	---------------------	--------

Estimate Information

For an explanation of each aid payment listed below, review the additional information in this notice.

2025 Original Estimate	
1. County and municipal aid	\$4,448.83
2. Utility aid	\$503.47
3. Supplemental county and municipal aid	\$36,708.57
4. Expenditure restraint incentive program	\$0.00
5. Total Estimated 2025 Payments (sum of Lines 1-4)	\$41,660.87

Payment Information

Your local government will receive two distributions in 2025 :

- July 28, 2025: 15% of Line 1, 2, and 3 and 100% of Line 4 (*shown above*)
- November 17, 2025: balance of your 2025 aid payments

County and Municipal Aid

Under state law, the county and municipal aid paid to each county and municipality must be equal to the amount determined in 2012 (sec. 79.036, Wis. Stats.) and adjusted for fallen protective services insurance reimbursement (sec. 79.036(4), Wis. Stats.).

County and Municipal Aid Calculation	
1. Prior year county and municipal aid	\$4,349.12
2. Increase due to sales tax revenue, including adjustments (<i>district changes</i>)	\$100.03
3. Fallen protective services insurance adjustment	-\$0.32
4. Fallen protective services insurance reimbursement (<i>reported to DOR</i>)	\$0.00
5. Total County and Municipal Aid (sum of Lines 1-4)	\$4,448.83

Utility Aid

- Under state law, utility aid is distributed to each county and municipality where tax-exempt utility property is located (sec. 79.04, Wis. Stats.)
- Utility companies report utility property information to DOR annually
- DOR uses the provided information to accurately calculate utility aid (*shown below*)

Utility Aid Calculation	
1. Net book value, <i>as of December 31, 2024 (including expected additions/retirements)</i>	\$167,823.00
2. Total net book value payment	\$503.47
3. Minimum payment	\$0.00
4. Megawatt capacity	0.0
5. Megawatt capacity payment	\$0.00
6. Closed/decommissioned production plant (phased down) payment	\$0.00
7. Subtotal (<i>sum of Lines 2, 3, 5 and 6</i>)	\$503.47
8. Population cap	\$147,900.00
9. Adjusted subtotal (<i>lesser of Line 7 or Line 8</i>)	\$503.47
10. Adjacent site incentive payment	\$0.00
11. Baseload incentive payment	\$0.00
12. Co-generation incentive payment	\$0.00
13. Alternative energy incentive payment	\$0.00
14. Total incentive payments (<i>sum of Lines 10 through 13</i>)	\$0.00
15. Spent nuclear fuel payment	\$0.00
16. Total Utility Aid – this is the utility aid payment listed on the front of the estimate (<i>sum of Lines 9, 14 and 15</i>)	\$503.47

Supplemental County and Municipal Aid

- Under state law, supplemental county and municipal aid paid to each county and municipality is determined by 2023 Wisconsin Act 12 (sec. 79.037, Wis. Stats.)
- For detailed information, review [county and municipal aid spreadsheet](#)

Supplemental County and Municipal Aid Calculation	
1. Prior year supplemental county and municipal aid	\$35,883.26
2. Increase due to sales tax revenue including adjustments (<i>district changes</i>)	\$825.31
3. Total Supplemental County and Municipal Aid (<i>sum of Lines 1 and 2</i>)	\$36,708.57

Expenditure Restraint Incentive Program

- Only municipalities are eligible to receive Expenditure Restraint Incentive Program (ERIP) payments
- Under state law, in 2025, each municipality will receive a payment that is equal to the amount of the payment received by the municipality in 2024 (sec. 79.05(4), Wis. Stats., from 2023 WI Act 12 – notwithstanding subs. (2) and (3))

Contact Information

If you have questions, contact us at lgs@wisconsin.gov, (608) 266-8618 or (608) 261-5167.



State of Wisconsin • DEPARTMENT OF REVENUE

DIVISION OF STATE AND LOCAL FINANCE • BUREAU OF LOCAL GOVERNMENT SERVICES • 2135 RIMROCK RD MADISON, WI 53713

Mailing Address:
PO Box 8971 #6-97
Madison WI 53708-8971
Fax: (608) 264-6887
lgs@wisconsin.gov

September 13, 2024

LISA WEBSTER
TOWN OF WEBB LAKE
31000 NAMEKAGON RD
WEBB LAKE WI 54830

Notice of Shared Revenue – 2025 Original Estimate

Notice Information

The Wisconsin Department of Revenue (DOR) is providing the **estimated** shared revenue amounts your local government will receive in 2025 under current state law for county and municipal aid, supplemental county and municipal aid, utility aid and the expenditure restraint incentive program. This does not include adjustments, shown on the July and November payment notices.

District	TOWN OF WEBB LAKE	County	BURNETT	Co-muni code	07-038
-----------------	-------------------	---------------	---------	---------------------	--------

Estimate Information

For an explanation of each aid payment listed below, review the additional information in this notice.

2025 Original Estimate	
1. County and municipal aid	\$3,535.66
2. Utility aid	\$267.70
3. Supplemental county and municipal aid	\$38,204.21
4. Expenditure restraint incentive program	\$0.00
5. Total Estimated 2025 Payments (sum of Lines 1-4)	\$42,007.57

Payment Information

Your local government will receive two distributions in 2025 :

- July 28, 2025: 15% of Line 1, 2, and 3 and 100% of Line 4 (*shown above*)
- November 17, 2025: balance of your 2025 aid payments

County and Municipal Aid

Under state law, the county and municipal aid paid to each county and municipality must be equal to the amount determined in 2012 (sec. 79.036, Wis. Stats.) and adjusted for fallen protective services insurance reimbursement (sec. 79.036(4), Wis. Stats.).

County and Municipal Aid Calculation	
1. Prior year county and municipal aid	\$3,456.42
2. Increase due to sales tax revenue, including adjustments (<i>district changes</i>)	\$79.50
3. Fallen protective services insurance adjustment	-\$0.26
4. Fallen protective services insurance reimbursement (<i>reported to DOR</i>)	\$0.00
5. Total County and Municipal Aid (sum of Lines 1-4)	\$3,535.66

Utility Aid

- Under state law, utility aid is distributed to each county and municipality where tax-exempt utility property is located (sec. 79.04, Wis. Stats.)
- Utility companies report utility property information to DOR annually
- DOR uses the provided information to accurately calculate utility aid (*shown below*)

Utility Aid Calculation	
1. Net book value, <i>as of December 31, 2024 (including expected additions/retirements)</i>	\$89,234.00
2. Total net book value payment	\$267.70
3. Minimum payment	\$0.00
4. Megawatt capacity	0.0
5. Megawatt capacity payment	\$0.00
6. Closed/decommissioned production plant (phased down) payment	\$0.00
7. Subtotal (<i>sum of Lines 2, 3, 5 and 6</i>)	\$267.70
8. Population cap	\$187,425.00
9. Adjusted subtotal (<i>lesser of Line 7 or Line 8</i>)	\$267.70
10. Adjacent site incentive payment	\$0.00
11. Baseload incentive payment	\$0.00
12. Co-generation incentive payment	\$0.00
13. Alternative energy incentive payment	\$0.00
14. Total incentive payments (<i>sum of Lines 10 through 13</i>)	\$0.00
15. Spent nuclear fuel payment	\$0.00
16. Total Utility Aid – this is the utility aid payment listed on the front of the estimate (<i>sum of Lines 9, 14 and 15</i>)	\$267.70

Supplemental County and Municipal Aid

- Under state law, supplemental county and municipal aid paid to each county and municipality is determined by 2023 Wisconsin Act 12 (sec. 79.037, Wis. Stats.)
- For detailed information, review [county and municipal aid spreadsheet](#)

Supplemental County and Municipal Aid Calculation	
1. Prior year supplemental county and municipal aid	\$37,345.27
2. Increase due to sales tax revenue including adjustments (<i>district changes</i>)	\$858.94
3. Total Supplemental County and Municipal Aid (<i>sum of Lines 1 and 2</i>)	\$38,204.21

Expenditure Restraint Incentive Program

- Only municipalities are eligible to receive Expenditure Restraint Incentive Program (ERIP) payments
- Under state law, in 2025, each municipality will receive a payment that is equal to the amount of the payment received by the municipality in 2024 (sec. 79.05(4), Wis. Stats., from 2023 WI Act 12 – notwithstanding subs. (2) and (3))

Contact Information

If you have questions, contact us at lgs@wisconsin.gov, (608) 266-8618 or (608) 261-5167.



State of Wisconsin • DEPARTMENT OF REVENUE

DIVISION OF STATE AND LOCAL FINANCE • BUREAU OF LOCAL GOVERNMENT SERVICES • 2135 RIMROCK RD MADISON, WI 53713

Mailing Address:
PO Box 8971 #6-97
Madison WI 53708-8971
Fax: (608) 264-6887
lgs@wisconsin.gov

September 13, 2024

KERRI HARTER
TOWN OF WEST MARSHLAND
PO BOX 612
GRANTSBURG WI 54840

Notice of Shared Revenue – 2025 Original Estimate

Notice Information

The Wisconsin Department of Revenue (DOR) is providing the **estimated** shared revenue amounts your local government will receive in 2025 under current state law for county and municipal aid, supplemental county and municipal aid, utility aid and the expenditure restraint incentive program. This does not include adjustments, shown on the July and November payment notices.

District	TOWN OF WEST MARSHLAND	County	BURNETT	Co-muni code	07-040
-----------------	------------------------	---------------	---------	---------------------	--------

Estimate Information

For an explanation of each aid payment listed below, review the additional information in this notice.

2025 Original Estimate	
1. County and municipal aid	\$22,510.71
2. Utility aid	\$0.00
3. Supplemental county and municipal aid	\$37,585.35
4. Expenditure restraint incentive program	\$0.00
5. Total Estimated 2025 Payments (sum of Lines 1-4)	\$60,096.06

Payment Information

Your local government will receive two distributions in 2025 :

- July 28, 2025: 15% of Line 1, 2, and 3 and 100% of Line 4 (*shown above*)
- November 17, 2025: balance of your 2025 aid payments

County and Municipal Aid

Under state law, the county and municipal aid paid to each county and municipality must be equal to the amount determined in 2012 (sec. 79.036, Wis. Stats.) and adjusted for fallen protective services insurance reimbursement (sec. 79.036(4), Wis. Stats.).

County and Municipal Aid Calculation	
1. Prior year county and municipal aid	\$22,006.20
2. Increase due to sales tax revenue, including adjustments (<i>district changes</i>)	\$506.14
3. Fallen protective services insurance adjustment	-\$1.63
4. Fallen protective services insurance reimbursement (<i>reported to DOR</i>)	\$0.00
5. Total County and Municipal Aid (sum of Lines 1-4)	\$22,510.71

Utility Aid

- Under state law, utility aid is distributed to each county and municipality where tax-exempt utility property is located (sec. 79.04, Wis. Stats.)
- Utility companies report utility property information to DOR annually
- DOR uses the provided information to accurately calculate utility aid (*shown below*)

Utility Aid Calculation	
1. Net book value, <i>as of December 31, 2024 (including expected additions/retirements)</i>	\$0.00
2. Total net book value payment	\$0.00
3. Minimum payment	\$0.00
4. Megawatt capacity	0.0
5. Megawatt capacity payment	\$0.00
6. Closed/decommissioned production plant (phased down) payment	\$0.00
7. Subtotal (<i>sum of Lines 2, 3, 5 and 6</i>)	\$0.00
8. Population cap	\$171,700.00
9. Adjusted subtotal (<i>lesser of Line 7 or Line 8</i>)	\$0.00
10. Adjacent site incentive payment	\$0.00
11. Baseload incentive payment	\$0.00
12. Co-generation incentive payment	\$0.00
13. Alternative energy incentive payment	\$0.00
14. Total incentive payments (<i>sum of Lines 10 through 13</i>)	\$0.00
15. Spent nuclear fuel payment	\$0.00
16. Total Utility Aid – this is the utility aid payment listed on the front of the estimate (<i>sum of Lines 9, 14 and 15</i>)	\$0.00

Supplemental County and Municipal Aid

- Under state law, supplemental county and municipal aid paid to each county and municipality is determined by 2023 Wisconsin Act 12 (sec. 79.037, Wis. Stats.)
- For detailed information, review [county and municipal aid spreadsheet](#)

Supplemental County and Municipal Aid Calculation	
1. Prior year supplemental county and municipal aid	\$36,740.32
2. Increase due to sales tax revenue including adjustments (<i>district changes</i>)	\$845.03
3. Total Supplemental County and Municipal Aid (<i>sum of Lines 1 and 2</i>)	\$37,585.35

Expenditure Restraint Incentive Program

- Only municipalities are eligible to receive Expenditure Restraint Incentive Program (ERIP) payments
- Under state law, in 2025, each municipality will receive a payment that is equal to the amount of the payment received by the municipality in 2024 (sec. 79.05(4), Wis. Stats., from 2023 WI Act 12 – notwithstanding subs. (2) and (3))

Contact Information

If you have questions, contact us at lgs@wisconsin.gov, (608) 266-8618 or (608) 261-5167.



State of Wisconsin • DEPARTMENT OF REVENUE

DIVISION OF STATE AND LOCAL FINANCE • BUREAU OF LOCAL GOVERNMENT SERVICES • 2135 RIMROCK RD MADISON, WI 53713

Mailing Address:
PO Box 8971 #6-97
Madison WI 53708-8971
Fax: (608) 264-6887
lgs@wisconsin.gov

September 13, 2024

MARJEAN LEGLER
TOWN OF WOOD RIVER
23610 N ALPHA DRIVE
GRANTSBURG WI 54840

Notice of Shared Revenue – 2025 Original Estimate

Notice Information

The Wisconsin Department of Revenue (DOR) is providing the **estimated** shared revenue amounts your local government will receive in 2025 under current state law for county and municipal aid, supplemental county and municipal aid, utility aid and the expenditure restraint incentive program. This does not include adjustments, shown on the July and November payment notices.

District	TOWN OF WOOD RIVER	County	BURNETT	Co-muni code	07-042
-----------------	--------------------	---------------	---------	---------------------	--------

Estimate Information

For an explanation of each aid payment listed below, review the additional information in this notice.

2025 Original Estimate	
1. County and municipal aid	\$21,846.07
2. Utility aid	\$1,617.04
3. Supplemental county and municipal aid	\$46,246.91
4. Expenditure restraint incentive program	\$0.00
5. Total Estimated 2025 Payments (sum of Lines 1-4)	\$69,710.02

Payment Information

Your local government will receive two distributions in 2025 :

- July 28, 2025: 15% of Line 1, 2, and 3 and 100% of Line 4 (*shown above*)
- November 17, 2025: balance of your 2025 aid payments

County and Municipal Aid

Under state law, the county and municipal aid paid to each county and municipality must be equal to the amount determined in 2012 (sec. 79.036, Wis. Stats.) and adjusted for fallen protective services insurance reimbursement (sec. 79.036(4), Wis. Stats.).

County and Municipal Aid Calculation	
1. Prior year county and municipal aid	\$21,356.45
2. Increase due to sales tax revenue, including adjustments (<i>district changes</i>)	\$491.20
3. Fallen protective services insurance adjustment	-\$1.58
4. Fallen protective services insurance reimbursement (<i>reported to DOR</i>)	\$0.00
5. Total County and Municipal Aid (sum of Lines 1-4)	\$21,846.07

Utility Aid

- Under state law, utility aid is distributed to each county and municipality where tax-exempt utility property is located (sec. 79.04, Wis. Stats.)
- Utility companies report utility property information to DOR annually
- DOR uses the provided information to accurately calculate utility aid (*shown below*)

Utility Aid Calculation	
1. Net book value, <i>as of December 31, 2024 (including expected additions/retirements)</i>	\$539,014.00
2. Total net book value payment	\$1,617.04
3. Minimum payment	\$0.00
4. Megawatt capacity	0.0
5. Megawatt capacity payment	\$0.00
6. Closed/decommissioned production plant (phased down) payment	\$0.00
7. Subtotal (<i>sum of Lines 2, 3, 5 and 6</i>)	\$1,617.04
8. Population cap	\$384,200.00
9. Adjusted subtotal (<i>lesser of Line 7 or Line 8</i>)	\$1,617.04
10. Adjacent site incentive payment	\$0.00
11. Baseload incentive payment	\$0.00
12. Co-generation incentive payment	\$0.00
13. Alternative energy incentive payment	\$0.00
14. Total incentive payments (<i>sum of Lines 10 through 13</i>)	\$0.00
15. Spent nuclear fuel payment	\$0.00
16. Total Utility Aid – this is the utility aid payment listed on the front of the estimate (<i>sum of Lines 9, 14 and 15</i>)	\$1,617.04

Supplemental County and Municipal Aid

- Under state law, supplemental county and municipal aid paid to each county and municipality is determined by 2023 Wisconsin Act 12 (sec. 79.037, Wis. Stats.)
- For detailed information, review [county and municipal aid spreadsheet](#)

Supplemental County and Municipal Aid Calculation	
1. Prior year supplemental county and municipal aid	\$45,207.15
2. Increase due to sales tax revenue including adjustments (<i>district changes</i>)	\$1,039.76
3. Total Supplemental County and Municipal Aid (<i>sum of Lines 1 and 2</i>)	\$46,246.91

Expenditure Restraint Incentive Program

- Only municipalities are eligible to receive Expenditure Restraint Incentive Program (ERIP) payments
- Under state law, in 2025, each municipality will receive a payment that is equal to the amount of the payment received by the municipality in 2024 (sec. 79.05(4), Wis. Stats., from 2023 WI Act 12 – notwithstanding subs. (2) and (3))

Contact Information

If you have questions, contact us at lgs@wisconsin.gov, (608) 266-8618 or (608) 261-5167.



State of Wisconsin • DEPARTMENT OF REVENUE

DIVISION OF STATE AND LOCAL FINANCE • BUREAU OF LOCAL GOVERNMENT SERVICES • 2135 RIMROCK RD MADISON, WI 53713

Mailing Address:
PO Box 8971 #6-97
Madison WI 53708-8971
Fax: (608) 264-6887
lgs@wisconsin.gov

September 13, 2024

SHEILA MEYER
VILLAGE OF GRANTSBURG
316 BRAD STREET SOUTH
GRANTSBURG WI 54840

Notice of Shared Revenue – 2025 Original Estimate

Notice Information

The Wisconsin Department of Revenue (DOR) is providing the **estimated** shared revenue amounts your local government will receive in 2025 under current state law for county and municipal aid, supplemental county and municipal aid, utility aid and the expenditure restraint incentive program. This does not include adjustments, shown on the July and November payment notices.

District	VILLAGE OF GRANTSBURG	County	BURNETT	Co-muni code	07-131
-----------------	-----------------------	---------------	---------	---------------------	--------

Estimate Information

For an explanation of each aid payment listed below, review the additional information in this notice.

2025 Original Estimate	
1. County and municipal aid	\$407,525.87
2. Utility aid	\$23,924.36
3. Supplemental county and municipal aid	\$81,517.42
4. Expenditure restraint incentive program	\$4,245.43
5. Total Estimated 2025 Payments (sum of Lines 1-4)	\$517,213.08

Payment Information

Your local government will receive two distributions in 2025 :

- July 28, 2025: 15% of Line 1, 2, and 3 and 100% of Line 4 (*shown above*)
- November 17, 2025: balance of your 2025 aid payments

County and Municipal Aid

Under state law, the county and municipal aid paid to each county and municipality must be equal to the amount determined in 2012 (sec. 79.036, Wis. Stats.) and adjusted for fallen protective services insurance reimbursement (sec. 79.036(4), Wis. Stats.).

County and Municipal Aid Calculation	
1. Prior year county and municipal aid	\$398,392.29
2. Increase due to sales tax revenue, including adjustments (<i>district changes</i>)	\$9,163.02
3. Fallen protective services insurance adjustment	-\$29.44
4. Fallen protective services insurance reimbursement (<i>reported to DOR</i>)	\$0.00
5. Total County and Municipal Aid (sum of Lines 1-4)	\$407,525.87

Utility Aid

- Under state law, utility aid is distributed to each county and municipality where tax-exempt utility property is located (sec. 79.04, Wis. Stats.)
- Utility companies report utility property information to DOR annually
- DOR uses the provided information to accurately calculate utility aid (*shown below*)

Utility Aid Calculation	
1. Net book value, <i>as of December 31, 2024 (including expected additions/retirements)</i>	\$1,165,172.00
2. Total net book value payment	\$6,991.03
3. Minimum payment	\$0.00
4. Megawatt capacity	12.7
5. Megawatt capacity payment	\$16,933.33
6. Closed/decommissioned production plant (phased down) payment	\$0.00
7. Subtotal (<i>sum of Lines 2, 3, 5 and 6</i>)	\$23,924.36
8. Population cap	\$545,700.00
9. Adjusted subtotal (<i>lesser of Line 7 or Line 8</i>)	\$23,924.36
10. Adjacent site incentive payment	\$0.00
11. Baseload incentive payment	\$0.00
12. Co-generation incentive payment	\$0.00
13. Alternative energy incentive payment	\$0.00
14. Total incentive payments (<i>sum of Lines 10 through 13</i>)	\$0.00
15. Spent nuclear fuel payment	\$0.00
16. Total Utility Aid – this is the utility aid payment listed on the front of the estimate (<i>sum of Lines 9, 14 and 15</i>)	\$23,924.36

Supplemental County and Municipal Aid

- Under state law, supplemental county and municipal aid paid to each county and municipality is determined by 2023 Wisconsin Act 12 (sec. 79.037, Wis. Stats.)
- For detailed information, review [county and municipal aid spreadsheet](#)

Supplemental County and Municipal Aid Calculation	
1. Prior year supplemental county and municipal aid	\$79,684.67
2. Increase due to sales tax revenue including adjustments (<i>district changes</i>)	\$1,832.75
3. Total Supplemental County and Municipal Aid (<i>sum of Lines 1 and 2</i>)	\$81,517.42

Expenditure Restraint Incentive Program

- Only municipalities are eligible to receive Expenditure Restraint Incentive Program (ERIP) payments
- Under state law, in 2025, each municipality will receive a payment that is equal to the amount of the payment received by the municipality in 2024 (sec. 79.05(4), Wis. Stats., from 2023 WI Act 12 – notwithstanding subs. (2) and (3))

Contact Information

If you have questions, contact us at lgs@wisconsin.gov, (608) 266-8618 or (608) 261-5167.



State of Wisconsin • DEPARTMENT OF REVENUE

DIVISION OF STATE AND LOCAL FINANCE • BUREAU OF LOCAL GOVERNMENT SERVICES • 2135 RIMROCK RD MADISON, WI 53713

Mailing Address:
PO Box 8971 #6-97
Madison WI 53708-8971
Fax: (608) 264-6887
lgs@wisconsin.gov

September 13, 2024

ANN PETERSON
VILLAGE OF SIREN
PO BOX 23
SIREN WI 54872-0023

Notice of Shared Revenue – 2025 Original Estimate

Notice Information

The Wisconsin Department of Revenue (DOR) is providing the **estimated** shared revenue amounts your local government will receive in 2025 under current state law for county and municipal aid, supplemental county and municipal aid, utility aid and the expenditure restraint incentive program. This does not include adjustments, shown on the July and November payment notices.

District	VILLAGE OF SIREN	County	BURNETT	Co-muni code	07-181
-----------------	------------------	---------------	---------	---------------------	--------

Estimate Information

For an explanation of each aid payment listed below, review the additional information in this notice.

2025 Original Estimate	
1. County and municipal aid	\$169,029.73
2. Utility aid	\$1,155.41
3. Supplemental county and municipal aid	\$44,838.06
4. Expenditure restraint incentive program	\$10,827.46
5. Total Estimated 2025 Payments (sum of Lines 1-4)	\$225,850.66

Payment Information

Your local government will receive two distributions in 2025 :

- July 28, 2025: 15% of Line 1, 2, and 3 and 100% of Line 4 (*shown above*)
- November 17, 2025: balance of your 2025 aid payments

County and Municipal Aid

Under state law, the county and municipal aid paid to each county and municipality must be equal to the amount determined in 2012 (sec. 79.036, Wis. Stats.) and adjusted for fallen protective services insurance reimbursement (sec. 79.036(4), Wis. Stats.).

County and Municipal Aid Calculation	
1. Prior year county and municipal aid	\$165,241.39
2. Increase due to sales tax revenue, including adjustments (<i>district changes</i>)	\$3,800.55
3. Fallen protective services insurance adjustment	-\$12.21
4. Fallen protective services insurance reimbursement (<i>reported to DOR</i>)	\$0.00
5. Total County and Municipal Aid (sum of Lines 1-4)	\$169,029.73

Utility Aid

- Under state law, utility aid is distributed to each county and municipality where tax-exempt utility property is located (sec. 79.04, Wis. Stats.)
- Utility companies report utility property information to DOR annually
- DOR uses the provided information to accurately calculate utility aid (*shown below*)

Utility Aid Calculation	
1. Net book value, <i>as of December 31, 2024 (including expected additions/retirements)</i>	\$192,568.00
2. Total net book value payment	\$1,155.41
3. Minimum payment	\$0.00
4. Megawatt capacity	0.0
5. Megawatt capacity payment	\$0.00
6. Closed/decommissioned production plant (phased down) payment	\$0.00
7. Subtotal (<i>sum of Lines 2, 3, 5 and 6</i>)	\$1,155.41
8. Population cap	\$370,600.00
9. Adjusted subtotal (<i>lesser of Line 7 or Line 8</i>)	\$1,155.41
10. Adjacent site incentive payment	\$0.00
11. Baseload incentive payment	\$0.00
12. Co-generation incentive payment	\$0.00
13. Alternative energy incentive payment	\$0.00
14. Total incentive payments (<i>sum of Lines 10 through 13</i>)	\$0.00
15. Spent nuclear fuel payment	\$0.00
16. Total Utility Aid – this is the utility aid payment listed on the front of the estimate (<i>sum of Lines 9, 14 and 15</i>)	\$1,155.41

Supplemental County and Municipal Aid

- Under state law, supplemental county and municipal aid paid to each county and municipality is determined by 2023 Wisconsin Act 12 (sec. 79.037, Wis. Stats.)
- For detailed information, review [county and municipal aid spreadsheet](#)

Supplemental County and Municipal Aid Calculation	
1. Prior year supplemental county and municipal aid	\$43,829.97
2. Increase due to sales tax revenue including adjustments (<i>district changes</i>)	\$1,008.09
3. Total Supplemental County and Municipal Aid (<i>sum of Lines 1 and 2</i>)	\$44,838.06

Expenditure Restraint Incentive Program

- Only municipalities are eligible to receive Expenditure Restraint Incentive Program (ERIP) payments
- Under state law, in 2025, each municipality will receive a payment that is equal to the amount of the payment received by the municipality in 2024 (sec. 79.05(4), Wis. Stats., from 2023 WI Act 12 – notwithstanding subs. (2) and (3))

Contact Information

If you have questions, contact us at lgs@wisconsin.gov, (608) 266-8618 or (608) 261-5167.



State of Wisconsin • DEPARTMENT OF REVENUE

DIVISION OF STATE AND LOCAL FINANCE • BUREAU OF LOCAL GOVERNMENT SERVICES • 2135 RIMROCK RD MADISON, WI 53713

Mailing Address:
PO Box 8971 #6-97
Madison WI 53708-8971
Fax: (608) 264-6887
lgs@wisconsin.gov

September 13, 2024

DEBRA DORIOTT-KUHNLY
VILLAGE OF WEBSTER
PO BOX 25
WEBSTER WI 54893-0025

Notice of Shared Revenue – 2025 Original Estimate

Notice Information

The Wisconsin Department of Revenue (DOR) is providing the **estimated** shared revenue amounts your local government will receive in 2025 under current state law for county and municipal aid, supplemental county and municipal aid, utility aid and the expenditure restraint incentive program. This does not include adjustments, shown on the July and November payment notices.

District	VILLAGE OF WEBSTER	County	BURNETT	Co-muni code	07-191
-----------------	--------------------	---------------	---------	---------------------	--------

Estimate Information

For an explanation of each aid payment listed below, review the additional information in this notice.

2025 Original Estimate	
1. County and municipal aid	\$177,868.59
2. Utility aid	\$675.22
3. Supplemental county and municipal aid	\$42,672.96
4. Expenditure restraint incentive program	\$0.00
5. Total Estimated 2025 Payments (sum of Lines 1-4)	\$221,216.77

Payment Information

Your local government will receive two distributions in 2025 :

- July 28, 2025: 15% of Line 1, 2, and 3 and 100% of Line 4 (*shown above*)
- November 17, 2025: balance of your 2025 aid payments

County and Municipal Aid

Under state law, the county and municipal aid paid to each county and municipality must be equal to the amount determined in 2012 (sec. 79.036, Wis. Stats.) and adjusted for fallen protective services insurance reimbursement (sec. 79.036(4), Wis. Stats.).

County and Municipal Aid Calculation	
1. Prior year county and municipal aid	\$173,882.15
2. Increase due to sales tax revenue, including adjustments (<i>district changes</i>)	\$3,999.29
3. Fallen protective services insurance adjustment	-\$12.85
4. Fallen protective services insurance reimbursement (<i>reported to DOR</i>)	\$0.00
5. Total County and Municipal Aid (sum of Lines 1-4)	\$177,868.59

Utility Aid

- Under state law, utility aid is distributed to each county and municipality where tax-exempt utility property is located (sec. 79.04, Wis. Stats.)
- Utility companies report utility property information to DOR annually
- DOR uses the provided information to accurately calculate utility aid (*shown below*)

Utility Aid Calculation	
1. Net book value, <i>as of December 31, 2024 (including expected additions/retirements)</i>	\$112,536.00
2. Total net book value payment	\$675.22
3. Minimum payment	\$0.00
4. Megawatt capacity	0.0
5. Megawatt capacity payment	\$0.00
6. Closed/decommissioned production plant (phased down) payment	\$0.00
7. Subtotal (<i>sum of Lines 2, 3, 5 and 6</i>)	\$675.22
8. Population cap	\$294,525.00
9. Adjusted subtotal (<i>lesser of Line 7 or Line 8</i>)	\$675.22
10. Adjacent site incentive payment	\$0.00
11. Baseload incentive payment	\$0.00
12. Co-generation incentive payment	\$0.00
13. Alternative energy incentive payment	\$0.00
14. Total incentive payments (<i>sum of Lines 10 through 13</i>)	\$0.00
15. Spent nuclear fuel payment	\$0.00
16. Total Utility Aid – this is the utility aid payment listed on the front of the estimate (<i>sum of Lines 9, 14 and 15</i>)	\$675.22

Supplemental County and Municipal Aid

- Under state law, supplemental county and municipal aid paid to each county and municipality is determined by 2023 Wisconsin Act 12 (sec. 79.037, Wis. Stats.)
- For detailed information, review [county and municipal aid spreadsheet](#)

Supplemental County and Municipal Aid Calculation	
1. Prior year supplemental county and municipal aid	\$41,713.55
2. Increase due to sales tax revenue including adjustments (<i>district changes</i>)	\$959.41
3. Total Supplemental County and Municipal Aid (<i>sum of Lines 1 and 2</i>)	\$42,672.96

Expenditure Restraint Incentive Program

- Only municipalities are eligible to receive Expenditure Restraint Incentive Program (ERIP) payments
- Under state law, in 2025, each municipality will receive a payment that is equal to the amount of the payment received by the municipality in 2024 (sec. 79.05(4), Wis. Stats., from 2023 WI Act 12 – notwithstanding subs. (2) and (3))

Contact Information

If you have questions, contact us at lgs@wisconsin.gov, (608) 266-8618 or (608) 261-5167.



State of Wisconsin • DEPARTMENT OF REVENUE

DIVISION OF STATE AND LOCAL FINANCE • BUREAU OF LOCAL GOVERNMENT SERVICES • 2135 RIMROCK RD MADISON, WI 53713

Mailing Address:
PO Box 8971 #6-97
Madison WI 53708-8971
Fax: (608) 264-6887
lgs@wisconsin.gov

September 13, 2024

WANDA HINRICHS
COUNTY OF BURNETT
7410 COUNTY RD K #105
SIREN WI 54872-9067

Notice of Shared Revenue – 2025 Original Estimate

Notice Information

The Wisconsin Department of Revenue (DOR) is providing the **estimated** shared revenue amounts your local government will receive in 2025 under current state law for county and municipal aid, supplemental county and municipal aid, utility aid and the expenditure restraint incentive program. This does not include adjustments, shown on the July and November payment notices.

District	COUNTY OF BURNETT	County	BURNETT	Co-muni code	07-999
-----------------	-------------------	---------------	---------	---------------------	--------

Estimate Information

For an explanation of each aid payment listed below, review the additional information in this notice.

2025 Original Estimate	
1. County and municipal aid	\$24,324.92
2. Utility aid	\$49,194.38
3. Supplemental county and municipal aid	\$246,852.58
4. Expenditure restraint incentive program	\$0.00
5. Total Estimated 2025 Payments (sum of Lines 1-4)	\$320,371.88

Payment Information

Your local government will receive two distributions in 2025 :

- July 28, 2025: 15% of Line 1, 2, and 3 and 100% of Line 4 (*shown above*)
- November 17, 2025: balance of your 2025 aid payments

County and Municipal Aid

Under state law, the county and municipal aid paid to each county and municipality must be equal to the amount determined in 2012 (sec. 79.036, Wis. Stats.) and adjusted for fallen protective services insurance reimbursement (sec. 79.036(4), Wis. Stats.).

County and Municipal Aid Calculation	
1. Prior year county and municipal aid	\$23,779.75
2. Increase due to sales tax revenue, including adjustments (<i>district changes</i>)	\$546.93
3. Fallen protective services insurance adjustment	-\$1.76
4. Fallen protective services insurance reimbursement (<i>reported to DOR</i>)	\$0.00
5. Total County and Municipal Aid (sum of Lines 1-4)	\$24,324.92

Utility Aid

- Under state law, utility aid is distributed to each county and municipality where tax-exempt utility property is located (sec. 79.04, Wis. Stats.)
- Utility companies report utility property information to DOR annually
- DOR uses the provided information to accurately calculate utility aid (*shown below*)

Utility Aid Calculation	
1. Net book value, as of December 31, 2024 (including expected additions/retirements)	\$5,745,310.00
2. Total net book value payment	\$30,061.04
3. Minimum payment	\$0.00
4. Megawatt capacity	20.7
5. Megawatt capacity payment	\$19,133.34
6. Closed/decommissioned production plant (phased down) payment	\$0.00
7. Subtotal (sum of Lines 2, 3, 5 and 6)	\$49,194.38
8. Population cap	\$2,076,625.00
9. Adjusted subtotal (lesser of Line 7 or Line 8)	\$49,194.38
10. Adjacent site incentive payment	\$0.00
11. Baseload incentive payment	\$0.00
12. Co-generation incentive payment	\$0.00
13. Alternative energy incentive payment	\$0.00
14. Total incentive payments (sum of Lines 10 through 13)	\$0.00
15. Spent nuclear fuel payment	\$0.00
16. Total Utility Aid – this is the utility aid payment listed on the front of the estimate (sum of Lines 9, 14 and 15)	\$49,194.38

Supplemental County and Municipal Aid

- Under state law, supplemental county and municipal aid paid to each county and municipality is determined by 2023 Wisconsin Act 12 (sec. 79.037, Wis. Stats.)
- For detailed information, review [county and municipal aid spreadsheet](#)

Supplemental County and Municipal Aid Calculation	
1. Prior year supplemental county and municipal aid	\$241,302.62
2. Increase due to sales tax revenue including adjustments (district changes)	\$5,549.96
3. Total Supplemental County and Municipal Aid (sum of Lines 1 and 2)	\$246,852.58

Expenditure Restraint Incentive Program

- Only municipalities are eligible to receive Expenditure Restraint Incentive Program (ERIP) payments
- Under state law, in 2025, each municipality will receive a payment that is equal to the amount of the payment received by the municipality in 2024 (sec. 79.05(4), Wis. Stats., from 2023 WI Act 12 – notwithstanding subs. (2) and (3))

Contact Information

If you have questions, contact us at lgs@wisconsin.gov, (608) 266-8618 or (608) 261-5167.



State of Wisconsin • DEPARTMENT OF REVENUE

DIVISION OF STATE AND LOCAL FINANCE • BUREAU OF LOCAL GOVERNMENT SERVICES • 2135 RIMROCK RD MADISON, WI 53713

Mailing Address:
PO Box 8971 #6-97
Madison WI 53708-8971
Fax: (608) 264-6887
lgs@wisconsin.gov

September 13, 2024

KAREN JANNETTE
TOWN OF BRILLION
PO BOX 216
FOREST JUNCTION WI 54123-0216

Notice of Shared Revenue – 2025 Original Estimate

Notice Information

The Wisconsin Department of Revenue (DOR) is providing the **estimated** shared revenue amounts your local government will receive in 2025 under current state law for county and municipal aid, supplemental county and municipal aid, utility aid and the expenditure restraint incentive program. This does not include adjustments, shown on the July and November payment notices.

District	TOWN OF BRILLION	County	CALUMET	Co-muni code	08-002
-----------------	------------------	---------------	---------	---------------------	--------

Estimate Information

For an explanation of each aid payment listed below, review the additional information in this notice.

2025 Original Estimate	
1. County and municipal aid	\$52,646.21
2. Utility aid	\$61,469.24
3. Supplemental county and municipal aid	\$59,589.44
4. Expenditure restraint incentive program	\$0.00
5. Total Estimated 2025 Payments (sum of Lines 1-4)	\$173,704.89

Payment Information

Your local government will receive two distributions in 2025 :

- July 28, 2025: 15% of Line 1, 2, and 3 and 100% of Line 4 (*shown above*)
- November 17, 2025: balance of your 2025 aid payments

County and Municipal Aid

Under state law, the county and municipal aid paid to each county and municipality must be equal to the amount determined in 2012 (sec. 79.036, Wis. Stats.) and adjusted for fallen protective services insurance reimbursement (sec. 79.036(4), Wis. Stats.).

County and Municipal Aid Calculation	
1. Prior year county and municipal aid	\$51,466.29
2. Increase due to sales tax revenue, including adjustments (<i>district changes</i>)	\$1,183.72
3. Fallen protective services insurance adjustment	-\$3.80
4. Fallen protective services insurance reimbursement (<i>reported to DOR</i>)	\$0.00
5. Total County and Municipal Aid (sum of Lines 1-4)	\$52,646.21

Utility Aid

- Under state law, utility aid is distributed to each county and municipality where tax-exempt utility property is located (sec. 79.04, Wis. Stats.)
- Utility companies report utility property information to DOR annually
- DOR uses the provided information to accurately calculate utility aid (*shown below*)

Utility Aid Calculation	
1. Net book value, <i>as of December 31, 2024 (including expected additions/retirements)</i>	\$20,489,747.00
2. Total net book value payment	\$61,469.24
3. Minimum payment	\$0.00
4. Megawatt capacity	0.0
5. Megawatt capacity payment	\$0.00
6. Closed/decommissioned production plant (phased down) payment	\$0.00
7. Subtotal (<i>sum of Lines 2, 3, 5 and 6</i>)	\$61,469.24
8. Population cap	\$723,775.00
9. Adjusted subtotal (<i>lesser of Line 7 or Line 8</i>)	\$61,469.24
10. Adjacent site incentive payment	\$0.00
11. Baseload incentive payment	\$0.00
12. Co-generation incentive payment	\$0.00
13. Alternative energy incentive payment	\$0.00
14. Total incentive payments (<i>sum of Lines 10 through 13</i>)	\$0.00
15. Spent nuclear fuel payment	\$0.00
16. Total Utility Aid – this is the utility aid payment listed on the front of the estimate (<i>sum of Lines 9, 14 and 15</i>)	\$61,469.24

Supplemental County and Municipal Aid

- Under state law, supplemental county and municipal aid paid to each county and municipality is determined by 2023 Wisconsin Act 12 (sec. 79.037, Wis. Stats.)
- For detailed information, review [county and municipal aid spreadsheet](#)

Supplemental County and Municipal Aid Calculation	
1. Prior year supplemental county and municipal aid	\$58,249.70
2. Increase due to sales tax revenue including adjustments (<i>district changes</i>)	\$1,339.74
3. Total Supplemental County and Municipal Aid (<i>sum of Lines 1 and 2</i>)	\$59,589.44

Expenditure Restraint Incentive Program

- Only municipalities are eligible to receive Expenditure Restraint Incentive Program (ERIP) payments
- Under state law, in 2025, each municipality will receive a payment that is equal to the amount of the payment received by the municipality in 2024 (sec. 79.05(4), Wis. Stats., from 2023 WI Act 12 – notwithstanding subs. (2) and (3))

Contact Information

If you have questions, contact us at lgs@wisconsin.gov, (608) 266-8618 or (608) 261-5167.



State of Wisconsin • DEPARTMENT OF REVENUE

DIVISION OF STATE AND LOCAL FINANCE • BUREAU OF LOCAL GOVERNMENT SERVICES • 2135 RIMROCK RD MADISON, WI 53713

Mailing Address:
PO Box 8971 #6-97
Madison WI 53708-8971
Fax: (608) 264-6887
lgs@wisconsin.gov

September 13, 2024

LEANNE KARLS
TOWN OF BROTHERTOWN
N2445 S TOWER RD
CHILTON WI 53014-9000

Notice of Shared Revenue – 2025 Original Estimate

Notice Information

The Wisconsin Department of Revenue (DOR) is providing the **estimated** shared revenue amounts your local government will receive in 2025 under current state law for county and municipal aid, supplemental county and municipal aid, utility aid and the expenditure restraint incentive program. This does not include adjustments, shown on the July and November payment notices.

District	TOWN OF BROTHERTOWN	County	CALUMET	Co-muni code	08-004
-----------------	---------------------	---------------	---------	---------------------	--------

Estimate Information

For an explanation of each aid payment listed below, review the additional information in this notice.

2025 Original Estimate	
1. County and municipal aid	\$41,740.09
2. Utility aid	\$0.00
3. Supplemental county and municipal aid	\$53,460.71
4. Expenditure restraint incentive program	\$0.00
5. Total Estimated 2025 Payments (sum of Lines 1-4)	\$95,200.80

Payment Information

Your local government will receive two distributions in 2025 :

- July 28, 2025: 15% of Line 1, 2, and 3 and 100% of Line 4 (*shown above*)
- November 17, 2025: balance of your 2025 aid payments

County and Municipal Aid

Under state law, the county and municipal aid paid to each county and municipality must be equal to the amount determined in 2012 (sec. 79.036, Wis. Stats.) and adjusted for fallen protective services insurance reimbursement (sec. 79.036(4), Wis. Stats.).

County and Municipal Aid Calculation	
1. Prior year county and municipal aid	\$40,804.60
2. Increase due to sales tax revenue, including adjustments (<i>district changes</i>)	\$938.51
3. Fallen protective services insurance adjustment	-\$3.02
4. Fallen protective services insurance reimbursement (<i>reported to DOR</i>)	\$0.00
5. Total County and Municipal Aid (sum of Lines 1-4)	\$41,740.09

Utility Aid

- Under state law, utility aid is distributed to each county and municipality where tax-exempt utility property is located (sec. 79.04, Wis. Stats.)
- Utility companies report utility property information to DOR annually
- DOR uses the provided information to accurately calculate utility aid (*shown below*)

Utility Aid Calculation	
1. Net book value, <i>as of December 31, 2024 (including expected additions/retirements)</i>	\$0.00
2. Total net book value payment	\$0.00
3. Minimum payment	\$0.00
4. Megawatt capacity	0.0
5. Megawatt capacity payment	\$0.00
6. Closed/decommissioned production plant (phased down) payment	\$0.00
7. Subtotal (<i>sum of Lines 2, 3, 5 and 6</i>)	\$0.00
8. Population cap	\$564,400.00
9. Adjusted subtotal (<i>lesser of Line 7 or Line 8</i>)	\$0.00
10. Adjacent site incentive payment	\$0.00
11. Baseload incentive payment	\$0.00
12. Co-generation incentive payment	\$0.00
13. Alternative energy incentive payment	\$0.00
14. Total incentive payments (<i>sum of Lines 10 through 13</i>)	\$0.00
15. Spent nuclear fuel payment	\$0.00
16. Total Utility Aid – this is the utility aid payment listed on the front of the estimate (<i>sum of Lines 9, 14 and 15</i>)	\$0.00

Supplemental County and Municipal Aid

- Under state law, supplemental county and municipal aid paid to each county and municipality is determined by 2023 Wisconsin Act 12 (sec. 79.037, Wis. Stats.)
- For detailed information, review [county and municipal aid spreadsheet](#)

Supplemental County and Municipal Aid Calculation	
1. Prior year supplemental county and municipal aid	\$52,258.76
2. Increase due to sales tax revenue including adjustments (<i>district changes</i>)	\$1,201.95
3. Total Supplemental County and Municipal Aid (<i>sum of Lines 1 and 2</i>)	\$53,460.71

Expenditure Restraint Incentive Program

- Only municipalities are eligible to receive Expenditure Restraint Incentive Program (ERIP) payments
- Under state law, in 2025, each municipality will receive a payment that is equal to the amount of the payment received by the municipality in 2024 (sec. 79.05(4), Wis. Stats., from 2023 WI Act 12 – notwithstanding subs. (2) and (3))

Contact Information

If you have questions, contact us at lgs@wisconsin.gov, (608) 266-8618 or (608) 261-5167.



State of Wisconsin • DEPARTMENT OF REVENUE

DIVISION OF STATE AND LOCAL FINANCE • BUREAU OF LOCAL GOVERNMENT SERVICES • 2135 RIMROCK RD MADISON, WI 53713

Mailing Address:
PO Box 8971 #6-97
Madison WI 53708-8971
Fax: (608) 264-6887
lgs@wisconsin.gov

September 13, 2024

KIM MUELLER
TOWN OF CHARLESTOWN
W1011 BRUCKNER RD
NEW HOLSTEIN WI 53061

Notice of Shared Revenue – 2025 Original Estimate

Notice Information

The Wisconsin Department of Revenue (DOR) is providing the **estimated** shared revenue amounts your local government will receive in 2025 under current state law for county and municipal aid, supplemental county and municipal aid, utility aid and the expenditure restraint incentive program. This does not include adjustments, shown on the July and November payment notices.

District	TOWN OF CHARLESTOWN	County	CALUMET	Co-muni code	08-006
-----------------	---------------------	---------------	---------	---------------------	--------

Estimate Information

For an explanation of each aid payment listed below, review the additional information in this notice.

2025 Original Estimate	
1. County and municipal aid	\$30,900.19
2. Utility aid	\$2,956.16
3. Supplemental county and municipal aid	\$43,944.57
4. Expenditure restraint incentive program	\$0.00
5. Total Estimated 2025 Payments (sum of Lines 1-4)	\$77,800.92

Payment Information

Your local government will receive two distributions in 2025 :

- July 28, 2025: 15% of Line 1, 2, and 3 and 100% of Line 4 (*shown above*)
- November 17, 2025: balance of your 2025 aid payments

County and Municipal Aid

Under state law, the county and municipal aid paid to each county and municipality must be equal to the amount determined in 2012 (sec. 79.036, Wis. Stats.) and adjusted for fallen protective services insurance reimbursement (sec. 79.036(4), Wis. Stats.).

County and Municipal Aid Calculation	
1. Prior year county and municipal aid	\$30,207.64
2. Increase due to sales tax revenue, including adjustments (<i>district changes</i>)	\$694.78
3. Fallen protective services insurance adjustment	-\$2.23
4. Fallen protective services insurance reimbursement (<i>reported to DOR</i>)	\$0.00
5. Total County and Municipal Aid (sum of Lines 1-4)	\$30,900.19

Utility Aid

- Under state law, utility aid is distributed to each county and municipality where tax-exempt utility property is located (sec. 79.04, Wis. Stats.)
- Utility companies report utility property information to DOR annually
- DOR uses the provided information to accurately calculate utility aid (*shown below*)

Utility Aid Calculation	
1. Net book value, as of December 31, 2024 (including expected additions/retirements)	\$985,388.00
2. Total net book value payment	\$2,956.16
3. Minimum payment	\$0.00
4. Megawatt capacity	0.0
5. Megawatt capacity payment	\$0.00
6. Closed/decommissioned production plant (phased down) payment	\$0.00
7. Subtotal (sum of Lines 2, 3, 5 and 6)	\$2,956.16
8. Population cap	\$318,750.00
9. Adjusted subtotal (lesser of Line 7 or Line 8)	\$2,956.16
10. Adjacent site incentive payment	\$0.00
11. Baseload incentive payment	\$0.00
12. Co-generation incentive payment	\$0.00
13. Alternative energy incentive payment	\$0.00
14. Total incentive payments (sum of Lines 10 through 13)	\$0.00
15. Spent nuclear fuel payment	\$0.00
16. Total Utility Aid – this is the utility aid payment listed on the front of the estimate (sum of Lines 9, 14 and 15)	\$2,956.16

Supplemental County and Municipal Aid

- Under state law, supplemental county and municipal aid paid to each county and municipality is determined by 2023 Wisconsin Act 12 (sec. 79.037, Wis. Stats.)
- For detailed information, review [county and municipal aid spreadsheet](#)

Supplemental County and Municipal Aid Calculation	
1. Prior year supplemental county and municipal aid	\$42,956.57
2. Increase due to sales tax revenue including adjustments (<i>district changes</i>)	\$988.00
3. Total Supplemental County and Municipal Aid (sum of Lines 1 and 2)	\$43,944.57

Expenditure Restraint Incentive Program

- Only municipalities are eligible to receive Expenditure Restraint Incentive Program (ERIP) payments
- Under state law, in 2025, each municipality will receive a payment that is equal to the amount of the payment received by the municipality in 2024 (sec. 79.05(4), Wis. Stats., from 2023 WI Act 12 – notwithstanding subs. (2) and (3))

Contact Information

If you have questions, contact us at lgs@wisconsin.gov, (608) 266-8618 or (608) 261-5167.



State of Wisconsin • DEPARTMENT OF REVENUE

DIVISION OF STATE AND LOCAL FINANCE • BUREAU OF LOCAL GOVERNMENT SERVICES • 2135 RIMROCK RD MADISON, WI 53713

Mailing Address:
PO Box 8971 #6-97
Madison WI 53708-8971
Fax: (608) 264-6887
lgs@wisconsin.gov

September 13, 2024

SHEILA KOEHLER-OAKLEY
TOWN OF CHILTON
N4695 COUNTY RD BB
CHILTON WI 53014

Notice of Shared Revenue – 2025 Original Estimate

Notice Information

The Wisconsin Department of Revenue (DOR) is providing the **estimated** shared revenue amounts your local government will receive in 2025 under current state law for county and municipal aid, supplemental county and municipal aid, utility aid and the expenditure restraint incentive program. This does not include adjustments, shown on the July and November payment notices.

District	TOWN OF CHILTON	County	CALUMET	Co-muni code	08-008
-----------------	-----------------	---------------	---------	---------------------	--------

Estimate Information

For an explanation of each aid payment listed below, review the additional information in this notice.

2025 Original Estimate	
1. County and municipal aid	\$19,620.47
2. Utility aid	\$4,390.56
3. Supplemental county and municipal aid	\$48,823.71
4. Expenditure restraint incentive program	\$0.00
5. Total Estimated 2025 Payments (sum of Lines 1-4)	\$72,834.74

Payment Information

Your local government will receive two distributions in 2025 :

- July 28, 2025: 15% of Line 1, 2, and 3 and 100% of Line 4 (*shown above*)
- November 17, 2025: balance of your 2025 aid payments

County and Municipal Aid

Under state law, the county and municipal aid paid to each county and municipality must be equal to the amount determined in 2012 (sec. 79.036, Wis. Stats.) and adjusted for fallen protective services insurance reimbursement (sec. 79.036(4), Wis. Stats.).

County and Municipal Aid Calculation	
1. Prior year county and municipal aid	\$19,180.73
2. Increase due to sales tax revenue, including adjustments (<i>district changes</i>)	\$441.16
3. Fallen protective services insurance adjustment	-\$1.42
4. Fallen protective services insurance reimbursement (<i>reported to DOR</i>)	\$0.00
5. Total County and Municipal Aid (sum of Lines 1-4)	\$19,620.47

Utility Aid

- Under state law, utility aid is distributed to each county and municipality where tax-exempt utility property is located (sec. 79.04, Wis. Stats.)
- Utility companies report utility property information to DOR annually
- DOR uses the provided information to accurately calculate utility aid (*shown below*)

Utility Aid Calculation	
1. Net book value, <i>as of December 31, 2024 (including expected additions/retirements)</i>	\$1,463,521.00
2. Total net book value payment	\$4,390.56
3. Minimum payment	\$0.00
4. Megawatt capacity	0.0
5. Megawatt capacity payment	\$0.00
6. Closed/decommissioned production plant (phased down) payment	\$0.00
7. Subtotal (<i>sum of Lines 2, 3, 5 and 6</i>)	\$4,390.56
8. Population cap	\$443,275.00
9. Adjusted subtotal (<i>lesser of Line 7 or Line 8</i>)	\$4,390.56
10. Adjacent site incentive payment	\$0.00
11. Baseload incentive payment	\$0.00
12. Co-generation incentive payment	\$0.00
13. Alternative energy incentive payment	\$0.00
14. Total incentive payments (<i>sum of Lines 10 through 13</i>)	\$0.00
15. Spent nuclear fuel payment	\$0.00
16. Total Utility Aid – this is the utility aid payment listed on the front of the estimate (<i>sum of Lines 9, 14 and 15</i>)	\$4,390.56

Supplemental County and Municipal Aid

- Under state law, supplemental county and municipal aid paid to each county and municipality is determined by 2023 Wisconsin Act 12 (sec. 79.037, Wis. Stats.)
- For detailed information, review [county and municipal aid spreadsheet](#)

Supplemental County and Municipal Aid Calculation	
1. Prior year supplemental county and municipal aid	\$47,726.01
2. Increase due to sales tax revenue including adjustments (<i>district changes</i>)	\$1,097.70
3. Total Supplemental County and Municipal Aid (<i>sum of Lines 1 and 2</i>)	\$48,823.71

Expenditure Restraint Incentive Program

- Only municipalities are eligible to receive Expenditure Restraint Incentive Program (ERIP) payments
- Under state law, in 2025, each municipality will receive a payment that is equal to the amount of the payment received by the municipality in 2024 (sec. 79.05(4), Wis. Stats., from 2023 WI Act 12 – notwithstanding subs. (2) and (3))

Contact Information

If you have questions, contact us at lgs@wisconsin.gov, (608) 266-8618 or (608) 261-5167.



State of Wisconsin • DEPARTMENT OF REVENUE

DIVISION OF STATE AND LOCAL FINANCE • BUREAU OF LOCAL GOVERNMENT SERVICES • 2135 RIMROCK RD MADISON, WI 53713

Mailing Address:
PO Box 8971 #6-97
Madison WI 53708-8971
Fax: (608) 264-6887
lgs@wisconsin.gov

September 13, 2024

VICKI TESSEN
TOWN OF HARRISON
W5298 STATE HWY 114
MENASHA WI 54952

Notice of Shared Revenue – 2025 Original Estimate

Notice Information

The Wisconsin Department of Revenue (DOR) is providing the **estimated** shared revenue amounts your local government will receive in 2025 under current state law for county and municipal aid, supplemental county and municipal aid, utility aid and the expenditure restraint incentive program. This does not include adjustments, shown on the July and November payment notices.

District	TOWN OF HARRISON	County	CALUMET	Co-muni code	08-010
-----------------	------------------	---------------	---------	---------------------	--------

Estimate Information

For an explanation of each aid payment listed below, review the additional information in this notice.

2025 Original Estimate	
1. County and municipal aid	\$0.00
2. Utility aid	\$0.00
3. Supplemental county and municipal aid	\$0.00
4. Expenditure restraint incentive program	\$0.00
5. Total Estimated 2025 Payments (sum of Lines 1-4)	\$0.00

Payment Information

Your local government will receive two distributions in 2025 :

- July 28, 2025: 15% of Line 1, 2, and 3 and 100% of Line 4 (*shown above*)
- November 17, 2025: balance of your 2025 aid payments

County and Municipal Aid

Under state law, the county and municipal aid paid to each county and municipality must be equal to the amount determined in 2012 (sec. 79.036, Wis. Stats.) and adjusted for fallen protective services insurance reimbursement (sec. 79.036(4), Wis. Stats.).

County and Municipal Aid Calculation	
1. Prior year county and municipal aid	\$0.00
2. Increase due to sales tax revenue, including adjustments (<i>district changes</i>)	\$0.00
3. Fallen protective services insurance adjustment	\$0.00
4. Fallen protective services insurance reimbursement (<i>reported to DOR</i>)	\$0.00
5. Total County and Municipal Aid (sum of Lines 1-4)	\$0.00

Utility Aid

- Under state law, utility aid is distributed to each county and municipality where tax-exempt utility property is located (sec. 79.04, Wis. Stats.)
- Utility companies report utility property information to DOR annually
- DOR uses the provided information to accurately calculate utility aid (*shown below*)

Utility Aid Calculation	
1. Net book value, <i>as of December 31, 2024 (including expected additions/retirements)</i>	\$0.00
2. Total net book value payment	\$0.00
3. Minimum payment	\$0.00
4. Megawatt capacity	0.0
5. Megawatt capacity payment	\$0.00
6. Closed/decommissioned production plant (phased down) payment	\$0.00
7. Subtotal (<i>sum of Lines 2, 3, 5 and 6</i>)	\$0.00
8. Population cap	\$0.00
9. Adjusted subtotal (<i>lesser of Line 7 or Line 8</i>)	\$0.00
10. Adjacent site incentive payment	\$0.00
11. Baseload incentive payment	\$0.00
12. Co-generation incentive payment	\$0.00
13. Alternative energy incentive payment	\$0.00
14. Total incentive payments (<i>sum of Lines 10 through 13</i>)	\$0.00
15. Spent nuclear fuel payment	\$0.00
16. Total Utility Aid – this is the utility aid payment listed on the front of the estimate (<i>sum of Lines 9, 14 and 15</i>)	\$0.00

Supplemental County and Municipal Aid

- Under state law, supplemental county and municipal aid paid to each county and municipality is determined by 2023 Wisconsin Act 12 (sec. 79.037, Wis. Stats.)
- For detailed information, review [county and municipal aid spreadsheet](#)

Supplemental County and Municipal Aid Calculation	
1. Prior year supplemental county and municipal aid	\$0.00
2. Increase due to sales tax revenue including adjustments (<i>district changes</i>)	\$0.00
3. Total Supplemental County and Municipal Aid (<i>sum of Lines 1 and 2</i>)	\$0.00

Expenditure Restraint Incentive Program

- Only municipalities are eligible to receive Expenditure Restraint Incentive Program (ERIP) payments
- Under state law, in 2025, each municipality will receive a payment that is equal to the amount of the payment received by the municipality in 2024 (sec. 79.05(4), Wis. Stats., from 2023 WI Act 12 – notwithstanding subs. (2) and (3))

Contact Information

If you have questions, contact us at lgs@wisconsin.gov, (608) 266-8618 or (608) 261-5167.



State of Wisconsin • DEPARTMENT OF REVENUE

DIVISION OF STATE AND LOCAL FINANCE • BUREAU OF LOCAL GOVERNMENT SERVICES • 2135 RIMROCK RD MADISON, WI 53713

Mailing Address:
PO Box 8971 #6-97
Madison WI 53708-8971
Fax: (608) 264-6887
lgs@wisconsin.gov

September 13, 2024

SAMANTHA MUELLENBACH
TOWN OF NEW HOLSTEIN
W1465 TECUMSEH RD
NEW HOLSTEIN WI 53061

Notice of Shared Revenue – 2025 Original Estimate

Notice Information

The Wisconsin Department of Revenue (DOR) is providing the **estimated** shared revenue amounts your local government will receive in 2025 under current state law for county and municipal aid, supplemental county and municipal aid, utility aid and the expenditure restraint incentive program. This does not include adjustments, shown on the July and November payment notices.

District	TOWN OF NEW HOLSTEIN	County	CALUMET	Co-muni code	08-012
-----------------	----------------------	---------------	---------	---------------------	--------

Estimate Information

For an explanation of each aid payment listed below, review the additional information in this notice.

2025 Original Estimate	
1. County and municipal aid	\$67,351.56
2. Utility aid	\$10,522.22
3. Supplemental county and municipal aid	\$56,928.85
4. Expenditure restraint incentive program	\$0.00
5. Total Estimated 2025 Payments (sum of Lines 1-4)	\$134,802.63

Payment Information

Your local government will receive two distributions in 2025 :

- July 28, 2025: 15% of Line 1, 2, and 3 and 100% of Line 4 (*shown above*)
- November 17, 2025: balance of your 2025 aid payments

County and Municipal Aid

Under state law, the county and municipal aid paid to each county and municipality must be equal to the amount determined in 2012 (sec. 79.036, Wis. Stats.) and adjusted for fallen protective services insurance reimbursement (sec. 79.036(4), Wis. Stats.).

County and Municipal Aid Calculation	
1. Prior year county and municipal aid	\$65,842.06
2. Increase due to sales tax revenue, including adjustments (<i>district changes</i>)	\$1,514.37
3. Fallen protective services insurance adjustment	-\$4.87
4. Fallen protective services insurance reimbursement (<i>reported to DOR</i>)	\$0.00
5. Total County and Municipal Aid (sum of Lines 1-4)	\$67,351.56

Utility Aid

- Under state law, utility aid is distributed to each county and municipality where tax-exempt utility property is located (sec. 79.04, Wis. Stats.)
- Utility companies report utility property information to DOR annually
- DOR uses the provided information to accurately calculate utility aid (*shown below*)

Utility Aid Calculation	
1. Net book value, <i>as of December 31, 2024 (including expected additions/retirements)</i>	\$3,507,407.00
2. Total net book value payment	\$10,522.22
3. Minimum payment	\$0.00
4. Megawatt capacity	0.0
5. Megawatt capacity payment	\$0.00
6. Closed/decommissioned production plant (phased down) payment	\$0.00
7. Subtotal (<i>sum of Lines 2, 3, 5 and 6</i>)	\$10,522.22
8. Population cap	\$645,575.00
9. Adjusted subtotal (<i>lesser of Line 7 or Line 8</i>)	\$10,522.22
10. Adjacent site incentive payment	\$0.00
11. Baseload incentive payment	\$0.00
12. Co-generation incentive payment	\$0.00
13. Alternative energy incentive payment	\$0.00
14. Total incentive payments (<i>sum of Lines 10 through 13</i>)	\$0.00
15. Spent nuclear fuel payment	\$0.00
16. Total Utility Aid – this is the utility aid payment listed on the front of the estimate (<i>sum of Lines 9, 14 and 15</i>)	\$10,522.22

Supplemental County and Municipal Aid

- Under state law, supplemental county and municipal aid paid to each county and municipality is determined by 2023 Wisconsin Act 12 (sec. 79.037, Wis. Stats.)
- For detailed information, review [county and municipal aid spreadsheet](#)

Supplemental County and Municipal Aid Calculation	
1. Prior year supplemental county and municipal aid	\$55,648.92
2. Increase due to sales tax revenue including adjustments (<i>district changes</i>)	\$1,279.93
3. Total Supplemental County and Municipal Aid (<i>sum of Lines 1 and 2</i>)	\$56,928.85

Expenditure Restraint Incentive Program

- Only municipalities are eligible to receive Expenditure Restraint Incentive Program (ERIP) payments
- Under state law, in 2025, each municipality will receive a payment that is equal to the amount of the payment received by the municipality in 2024 (sec. 79.05(4), Wis. Stats., from 2023 WI Act 12 – notwithstanding subs. (2) and (3))

Contact Information

If you have questions, contact us at lgs@wisconsin.gov, (608) 266-8618 or (608) 261-5167.



State of Wisconsin • DEPARTMENT OF REVENUE

DIVISION OF STATE AND LOCAL FINANCE • BUREAU OF LOCAL GOVERNMENT SERVICES • 2135 RIMROCK RD MADISON, WI 53713

Mailing Address:
PO Box 8971 #6-97
Madison WI 53708-8971
Fax: (608) 264-6887
lgs@wisconsin.gov

September 13, 2024

ASHLEY MINK
TOWN OF RANTOUL
PO BOX 44, 309 CENTRAL
POTTER WI 54160

Notice of Shared Revenue – 2025 Original Estimate

Notice Information

The Wisconsin Department of Revenue (DOR) is providing the **estimated** shared revenue amounts your local government will receive in 2025 under current state law for county and municipal aid, supplemental county and municipal aid, utility aid and the expenditure restraint incentive program. This does not include adjustments, shown on the July and November payment notices.

District	TOWN OF RANTOUL	County	CALUMET	Co-muni code	08-014
-----------------	-----------------	---------------	---------	---------------------	--------

Estimate Information

For an explanation of each aid payment listed below, review the additional information in this notice.

2025 Original Estimate	
1. County and municipal aid	\$46,661.86
2. Utility aid	\$0.27
3. Supplemental county and municipal aid	\$43,532.17
4. Expenditure restraint incentive program	\$0.00
5. Total Estimated 2025 Payments (sum of Lines 1-4)	\$90,194.30

Payment Information

Your local government will receive two distributions in 2025 :

- July 28, 2025: 15% of Line 1, 2, and 3 and 100% of Line 4 (*shown above*)
- November 17, 2025: balance of your 2025 aid payments

County and Municipal Aid

Under state law, the county and municipal aid paid to each county and municipality must be equal to the amount determined in 2012 (sec. 79.036, Wis. Stats.) and adjusted for fallen protective services insurance reimbursement (sec. 79.036(4), Wis. Stats.).

County and Municipal Aid Calculation	
1. Prior year county and municipal aid	\$45,616.06
2. Increase due to sales tax revenue, including adjustments (<i>district changes</i>)	\$1,049.17
3. Fallen protective services insurance adjustment	-\$3.37
4. Fallen protective services insurance reimbursement (<i>reported to DOR</i>)	\$0.00
5. Total County and Municipal Aid (sum of Lines 1-4)	\$46,661.86

Utility Aid

- Under state law, utility aid is distributed to each county and municipality where tax-exempt utility property is located (sec. 79.04, Wis. Stats.)
- Utility companies report utility property information to DOR annually
- DOR uses the provided information to accurately calculate utility aid (*shown below*)

Utility Aid Calculation	
1. Net book value, <i>as of December 31, 2024 (including expected additions/retirements)</i>	\$90.00
2. Total net book value payment	\$0.27
3. Minimum payment	\$0.00
4. Megawatt capacity	0.0
5. Megawatt capacity payment	\$0.00
6. Closed/decommissioned production plant (phased down) payment	\$0.00
7. Subtotal (<i>sum of Lines 2, 3, 5 and 6</i>)	\$0.27
8. Population cap	\$314,075.00
9. Adjusted subtotal (<i>lesser of Line 7 or Line 8</i>)	\$0.27
10. Adjacent site incentive payment	\$0.00
11. Baseload incentive payment	\$0.00
12. Co-generation incentive payment	\$0.00
13. Alternative energy incentive payment	\$0.00
14. Total incentive payments (<i>sum of Lines 10 through 13</i>)	\$0.00
15. Spent nuclear fuel payment	\$0.00
16. Total Utility Aid – this is the utility aid payment listed on the front of the estimate (<i>sum of Lines 9, 14 and 15</i>)	\$0.27

Supplemental County and Municipal Aid

- Under state law, supplemental county and municipal aid paid to each county and municipality is determined by 2023 Wisconsin Act 12 (sec. 79.037, Wis. Stats.)
- For detailed information, review [county and municipal aid spreadsheet](#)

Supplemental County and Municipal Aid Calculation	
1. Prior year supplemental county and municipal aid	\$42,553.44
2. Increase due to sales tax revenue including adjustments (<i>district changes</i>)	\$978.73
3. Total Supplemental County and Municipal Aid (<i>sum of Lines 1 and 2</i>)	\$43,532.17

Expenditure Restraint Incentive Program

- Only municipalities are eligible to receive Expenditure Restraint Incentive Program (ERIP) payments
- Under state law, in 2025, each municipality will receive a payment that is equal to the amount of the payment received by the municipality in 2024 (sec. 79.05(4), Wis. Stats., from 2023 WI Act 12 – notwithstanding subs. (2) and (3))

Contact Information

If you have questions, contact us at lgs@wisconsin.gov, (608) 266-8618 or (608) 261-5167.



State of Wisconsin • DEPARTMENT OF REVENUE

DIVISION OF STATE AND LOCAL FINANCE • BUREAU OF LOCAL GOVERNMENT SERVICES • 2135 RIMROCK RD MADISON, WI 53713

Mailing Address:
PO Box 8971 #6-97
Madison WI 53708-8971
Fax: (608) 264-6887
lgs@wisconsin.gov

September 13, 2024

STEVE PHIPPS
TOWN OF STOCKBRIDGE
N5024 LONG ROAD
CHILTON WI 53014

Notice of Shared Revenue – 2025 Original Estimate

Notice Information

The Wisconsin Department of Revenue (DOR) is providing the **estimated** shared revenue amounts your local government will receive in 2025 under current state law for county and municipal aid, supplemental county and municipal aid, utility aid and the expenditure restraint incentive program. This does not include adjustments, shown on the July and November payment notices.

District	TOWN OF STOCKBRIDGE	County	CALUMET	Co-muni code	08-016
-----------------	---------------------	---------------	---------	---------------------	--------

Estimate Information

For an explanation of each aid payment listed below, review the additional information in this notice.

2025 Original Estimate	
1. County and municipal aid	\$25,429.36
2. Utility aid	\$0.00
3. Supplemental county and municipal aid	\$55,538.26
4. Expenditure restraint incentive program	\$0.00
5. Total Estimated 2025 Payments (sum of Lines 1-4)	\$80,967.62

Payment Information

Your local government will receive two distributions in 2025 :

- July 28, 2025: 15% of Line 1, 2, and 3 and 100% of Line 4 (*shown above*)
- November 17, 2025: balance of your 2025 aid payments

County and Municipal Aid

Under state law, the county and municipal aid paid to each county and municipality must be equal to the amount determined in 2012 (sec. 79.036, Wis. Stats.) and adjusted for fallen protective services insurance reimbursement (sec. 79.036(4), Wis. Stats.).

County and Municipal Aid Calculation	
1. Prior year county and municipal aid	\$24,859.43
2. Increase due to sales tax revenue, including adjustments (<i>district changes</i>)	\$571.77
3. Fallen protective services insurance adjustment	-\$1.84
4. Fallen protective services insurance reimbursement (<i>reported to DOR</i>)	\$0.00
5. Total County and Municipal Aid (sum of Lines 1-4)	\$25,429.36

Utility Aid

- Under state law, utility aid is distributed to each county and municipality where tax-exempt utility property is located (sec. 79.04, Wis. Stats.)
- Utility companies report utility property information to DOR annually
- DOR uses the provided information to accurately calculate utility aid (*shown below*)

Utility Aid Calculation	
1. Net book value, <i>as of December 31, 2024 (including expected additions/retirements)</i>	\$0.00
2. Total net book value payment	\$0.00
3. Minimum payment	\$0.00
4. Megawatt capacity	0.0
5. Megawatt capacity payment	\$0.00
6. Closed/decommissioned production plant (phased down) payment	\$0.00
7. Subtotal (<i>sum of Lines 2, 3, 5 and 6</i>)	\$0.00
8. Population cap	\$620,500.00
9. Adjusted subtotal (<i>lesser of Line 7 or Line 8</i>)	\$0.00
10. Adjacent site incentive payment	\$0.00
11. Baseload incentive payment	\$0.00
12. Co-generation incentive payment	\$0.00
13. Alternative energy incentive payment	\$0.00
14. Total incentive payments (<i>sum of Lines 10 through 13</i>)	\$0.00
15. Spent nuclear fuel payment	\$0.00
16. Total Utility Aid – this is the utility aid payment listed on the front of the estimate (<i>sum of Lines 9, 14 and 15</i>)	\$0.00

Supplemental County and Municipal Aid

- Under state law, supplemental county and municipal aid paid to each county and municipality is determined by 2023 Wisconsin Act 12 (sec. 79.037, Wis. Stats.)
- For detailed information, review [county and municipal aid spreadsheet](#)

Supplemental County and Municipal Aid Calculation	
1. Prior year supplemental county and municipal aid	\$54,289.60
2. Increase due to sales tax revenue including adjustments (<i>district changes</i>)	\$1,248.66
3. Total Supplemental County and Municipal Aid (<i>sum of Lines 1 and 2</i>)	\$55,538.26

Expenditure Restraint Incentive Program

- Only municipalities are eligible to receive Expenditure Restraint Incentive Program (ERIP) payments
- Under state law, in 2025, each municipality will receive a payment that is equal to the amount of the payment received by the municipality in 2024 (sec. 79.05(4), Wis. Stats., from 2023 WI Act 12 – notwithstanding subs. (2) and (3))

Contact Information

If you have questions, contact us at lgs@wisconsin.gov, (608) 266-8618 or (608) 261-5167.



State of Wisconsin • DEPARTMENT OF REVENUE

DIVISION OF STATE AND LOCAL FINANCE • BUREAU OF LOCAL GOVERNMENT SERVICES • 2135 RIMROCK RD MADISON, WI 53713

Mailing Address:
PO Box 8971 #6-97
Madison WI 53708-8971
Fax: (608) 264-6887
lgs@wisconsin.gov

September 13, 2024

ELLEN PATTERMANN
TOWN OF WOODVILLE
W4114 CTY RD B
HILBERT WI 54129

Notice of Shared Revenue – 2025 Original Estimate

Notice Information

The Wisconsin Department of Revenue (DOR) is providing the **estimated** shared revenue amounts your local government will receive in 2025 under current state law for county and municipal aid, supplemental county and municipal aid, utility aid and the expenditure restraint incentive program. This does not include adjustments, shown on the July and November payment notices.

District	TOWN OF WOODVILLE	County	CALUMET	Co-muni code	08-018
-----------------	-------------------	---------------	---------	---------------------	--------

Estimate Information

For an explanation of each aid payment listed below, review the additional information in this notice.

2025 Original Estimate	
1. County and municipal aid	\$48,793.03
2. Utility aid	\$3,228.01
3. Supplemental county and municipal aid	\$45,387.87
4. Expenditure restraint incentive program	\$0.00
5. Total Estimated 2025 Payments (sum of Lines 1-4)	\$97,408.91

Payment Information

Your local government will receive two distributions in 2025 :

- July 28, 2025: 15% of Line 1, 2, and 3 and 100% of Line 4 (*shown above*)
- November 17, 2025: balance of your 2025 aid payments

County and Municipal Aid

Under state law, the county and municipal aid paid to each county and municipality must be equal to the amount determined in 2012 (sec. 79.036, Wis. Stats.) and adjusted for fallen protective services insurance reimbursement (sec. 79.036(4), Wis. Stats.).

County and Municipal Aid Calculation	
1. Prior year county and municipal aid	\$47,699.47
2. Increase due to sales tax revenue, including adjustments (<i>district changes</i>)	\$1,097.09
3. Fallen protective services insurance adjustment	-\$3.53
4. Fallen protective services insurance reimbursement (<i>reported to DOR</i>)	\$0.00
5. Total County and Municipal Aid (sum of Lines 1-4)	\$48,793.03

Utility Aid

- Under state law, utility aid is distributed to each county and municipality where tax-exempt utility property is located (sec. 79.04, Wis. Stats.)
- Utility companies report utility property information to DOR annually
- DOR uses the provided information to accurately calculate utility aid (*shown below*)

Utility Aid Calculation	
1. Net book value, <i>as of December 31, 2024 (including expected additions/retirements)</i>	\$1,076,004.00
2. Total net book value payment	\$3,228.01
3. Minimum payment	\$0.00
4. Megawatt capacity	0.0
5. Megawatt capacity payment	\$0.00
6. Closed/decommissioned production plant (phased down) payment	\$0.00
7. Subtotal (<i>sum of Lines 2, 3, 5 and 6</i>)	\$3,228.01
8. Population cap	\$357,000.00
9. Adjusted subtotal (<i>lesser of Line 7 or Line 8</i>)	\$3,228.01
10. Adjacent site incentive payment	\$0.00
11. Baseload incentive payment	\$0.00
12. Co-generation incentive payment	\$0.00
13. Alternative energy incentive payment	\$0.00
14. Total incentive payments (<i>sum of Lines 10 through 13</i>)	\$0.00
15. Spent nuclear fuel payment	\$0.00
16. Total Utility Aid – this is the utility aid payment listed on the front of the estimate (<i>sum of Lines 9, 14 and 15</i>)	\$3,228.01

Supplemental County and Municipal Aid

- Under state law, supplemental county and municipal aid paid to each county and municipality is determined by 2023 Wisconsin Act 12 (sec. 79.037, Wis. Stats.)
- For detailed information, review [county and municipal aid spreadsheet](#)

Supplemental County and Municipal Aid Calculation	
1. Prior year supplemental county and municipal aid	\$44,367.42
2. Increase due to sales tax revenue including adjustments (<i>district changes</i>)	\$1,020.45
3. Total Supplemental County and Municipal Aid (<i>sum of Lines 1 and 2</i>)	\$45,387.87

Expenditure Restraint Incentive Program

- Only municipalities are eligible to receive Expenditure Restraint Incentive Program (ERIP) payments
- Under state law, in 2025, each municipality will receive a payment that is equal to the amount of the payment received by the municipality in 2024 (sec. 79.05(4), Wis. Stats., from 2023 WI Act 12 – notwithstanding subs. (2) and (3))

Contact Information

If you have questions, contact us at lgs@wisconsin.gov, (608) 266-8618 or (608) 261-5167.



State of Wisconsin • DEPARTMENT OF REVENUE

DIVISION OF STATE AND LOCAL FINANCE • BUREAU OF LOCAL GOVERNMENT SERVICES • 2135 RIMROCK RD MADISON, WI 53713

Mailing Address:
PO Box 8971 #6-97
Madison WI 53708-8971
Fax: (608) 264-6887
lgs@wisconsin.gov

September 13, 2024

VICKI TESSEN
VILLAGE OF HARRISON
W5298 STATE ROAD 114
MENASHA WI 54952

Notice of Shared Revenue – 2025 Original Estimate

Notice Information

The Wisconsin Department of Revenue (DOR) is providing the **estimated** shared revenue amounts your local government will receive in 2025 under current state law for county and municipal aid, supplemental county and municipal aid, utility aid and the expenditure restraint incentive program. This does not include adjustments, shown on the July and November payment notices.

District	VILLAGE OF HARRISON	County	CALUMET	Co-muni code	08-131
-----------------	---------------------	---------------	---------	---------------------	--------

Estimate Information

For an explanation of each aid payment listed below, review the additional information in this notice.

2025 Original Estimate	
1. County and municipal aid	\$57,247.09
2. Utility aid	\$5,510.21
3. Supplemental county and municipal aid	\$359,153.34
4. Expenditure restraint incentive program	\$0.00
5. Total Estimated 2025 Payments (sum of Lines 1-4)	\$421,910.64

Payment Information

Your local government will receive two distributions in 2025 :

- July 28, 2025: 15% of Line 1, 2, and 3 and 100% of Line 4 (*shown above*)
- November 17, 2025: balance of your 2025 aid payments

County and Municipal Aid

Under state law, the county and municipal aid paid to each county and municipality must be equal to the amount determined in 2012 (sec. 79.036, Wis. Stats.) and adjusted for fallen protective services insurance reimbursement (sec. 79.036(4), Wis. Stats.).

County and Municipal Aid Calculation	
1. Prior year county and municipal aid	\$55,964.06
2. Increase due to sales tax revenue, including adjustments (<i>district changes</i>)	\$1,287.17
3. Fallen protective services insurance adjustment	-\$4.14
4. Fallen protective services insurance reimbursement (<i>reported to DOR</i>)	\$0.00
5. Total County and Municipal Aid (sum of Lines 1-4)	\$57,247.09

Utility Aid

- Under state law, utility aid is distributed to each county and municipality where tax-exempt utility property is located (sec. 79.04, Wis. Stats.)
- Utility companies report utility property information to DOR annually
- DOR uses the provided information to accurately calculate utility aid (*shown below*)

Utility Aid Calculation	
1. Net book value, as of December 31, 2024 (including expected additions/retirements)	\$918,368.00
2. Total net book value payment	\$5,510.21
3. Minimum payment	\$0.00
4. Megawatt capacity	0.0
5. Megawatt capacity payment	\$0.00
6. Closed/decommissioned production plant (phased down) payment	\$0.00
7. Subtotal (sum of Lines 2, 3, 5 and 6)	\$5,510.21
8. Population cap	\$6,732,425.00
9. Adjusted subtotal (lesser of Line 7 or Line 8)	\$5,510.21
10. Adjacent site incentive payment	\$0.00
11. Baseload incentive payment	\$0.00
12. Co-generation incentive payment	\$0.00
13. Alternative energy incentive payment	\$0.00
14. Total incentive payments (sum of Lines 10 through 13)	\$0.00
15. Spent nuclear fuel payment	\$0.00
16. Total Utility Aid – this is the utility aid payment listed on the front of the estimate (sum of Lines 9, 14 and 15)	\$5,510.21

Supplemental County and Municipal Aid

- Under state law, supplemental county and municipal aid paid to each county and municipality is determined by 2023 Wisconsin Act 12 (sec. 79.037, Wis. Stats.)
- For detailed information, review [county and municipal aid spreadsheet](#)


Supplemental County and Municipal Aid Calculation	
1. Prior year supplemental county and municipal aid	\$351,078.53
2. Increase due to sales tax revenue including adjustments (district changes)	\$8,074.81
3. Total Supplemental County and Municipal Aid (sum of Lines 1 and 2)	\$359,153.34

Expenditure Restraint Incentive Program

- Only municipalities are eligible to receive Expenditure Restraint Incentive Program (ERIP) payments
- Under state law, in 2025, each municipality will receive a payment that is equal to the amount of the payment received by the municipality in 2024 (sec. 79.05(4), Wis. Stats., from 2023 WI Act 12 – notwithstanding subs. (2) and (3))

Contact Information

If you have questions, contact us at lgs@wisconsin.gov, (608) 266-8618 or (608) 261-5167.



State of Wisconsin • DEPARTMENT OF REVENUE

DIVISION OF STATE AND LOCAL FINANCE • BUREAU OF LOCAL GOVERNMENT SERVICES • 2135 RIMROCK RD MADISON, WI 53713

Mailing Address:
PO Box 8971 #6-97
Madison WI 53708-8971
Fax: (608) 264-6887
lgs@wisconsin.gov

September 13, 2024

MISSY KIESO
VILLAGE OF HILBERT
PO BOX 266
HILBERT WI 54129-0266

Notice of Shared Revenue – 2025 Original Estimate

Notice Information

The Wisconsin Department of Revenue (DOR) is providing the **estimated** shared revenue amounts your local government will receive in 2025 under current state law for county and municipal aid, supplemental county and municipal aid, utility aid and the expenditure restraint incentive program. This does not include adjustments, shown on the July and November payment notices.

District	VILLAGE OF HILBERT	County	CALUMET	Co-muni code	08-136
-----------------	--------------------	---------------	---------	---------------------	--------

Estimate Information

For an explanation of each aid payment listed below, review the additional information in this notice.

2025 Original Estimate	
1. County and municipal aid	\$394,032.59
2. Utility aid	\$5,733.86
3. Supplemental county and municipal aid	\$78,818.36
4. Expenditure restraint incentive program	\$3,485.23
5. Total Estimated 2025 Payments (sum of Lines 1-4)	\$482,070.04

Payment Information

Your local government will receive two distributions in 2025 :

- July 28, 2025: 15% of Line 1, 2, and 3 and 100% of Line 4 (*shown above*)
- November 17, 2025: balance of your 2025 aid payments

County and Municipal Aid

Under state law, the county and municipal aid paid to each county and municipality must be equal to the amount determined in 2012 (sec. 79.036, Wis. Stats.) and adjusted for fallen protective services insurance reimbursement (sec. 79.036(4), Wis. Stats.).

County and Municipal Aid Calculation	
1. Prior year county and municipal aid	\$385,201.43
2. Increase due to sales tax revenue, including adjustments (<i>district changes</i>)	\$8,859.63
3. Fallen protective services insurance adjustment	-\$28.47
4. Fallen protective services insurance reimbursement (<i>reported to DOR</i>)	\$0.00
5. Total County and Municipal Aid (sum of Lines 1-4)	\$394,032.59

Utility Aid

- Under state law, utility aid is distributed to each county and municipality where tax-exempt utility property is located (sec. 79.04, Wis. Stats.)
- Utility companies report utility property information to DOR annually
- DOR uses the provided information to accurately calculate utility aid (*shown below*)

Utility Aid Calculation	
1. Net book value, <i>as of December 31, 2024 (including expected additions/retirements)</i>	\$955,644.00
2. Total net book value payment	\$5,733.86
3. Minimum payment	\$0.00
4. Megawatt capacity	0.0
5. Megawatt capacity payment	\$0.00
6. Closed/decommissioned production plant (phased down) payment	\$0.00
7. Subtotal (<i>sum of Lines 2, 3, 5 and 6</i>)	\$5,733.86
8. Population cap	\$529,550.00
9. Adjusted subtotal (<i>lesser of Line 7 or Line 8</i>)	\$5,733.86
10. Adjacent site incentive payment	\$0.00
11. Baseload incentive payment	\$0.00
12. Co-generation incentive payment	\$0.00
13. Alternative energy incentive payment	\$0.00
14. Total incentive payments (<i>sum of Lines 10 through 13</i>)	\$0.00
15. Spent nuclear fuel payment	\$0.00
16. Total Utility Aid – this is the utility aid payment listed on the front of the estimate (<i>sum of Lines 9, 14 and 15</i>)	\$5,733.86

Supplemental County and Municipal Aid

- Under state law, supplemental county and municipal aid paid to each county and municipality is determined by 2023 Wisconsin Act 12 (sec. 79.037, Wis. Stats.)
- For detailed information, review [county and municipal aid spreadsheet](#)

Supplemental County and Municipal Aid Calculation	
1. Prior year supplemental county and municipal aid	\$77,046.30
2. Increase due to sales tax revenue including adjustments (<i>district changes</i>)	\$1,772.06
3. Total Supplemental County and Municipal Aid (<i>sum of Lines 1 and 2</i>)	\$78,818.36

Expenditure Restraint Incentive Program

- Only municipalities are eligible to receive Expenditure Restraint Incentive Program (ERIP) payments
- Under state law, in 2025, each municipality will receive a payment that is equal to the amount of the payment received by the municipality in 2024 (sec. 79.05(4), Wis. Stats., from 2023 WI Act 12 – notwithstanding subs. (2) and (3))

Contact Information

If you have questions, contact us at lgs@wisconsin.gov, (608) 266-8618 or (608) 261-5167.



State of Wisconsin • DEPARTMENT OF REVENUE

DIVISION OF STATE AND LOCAL FINANCE • BUREAU OF LOCAL GOVERNMENT SERVICES • 2135 RIMROCK RD MADISON, WI 53713

Mailing Address:
PO Box 8971 #6-97
Madison WI 53708-8971
Fax: (608) 264-6887
lgs@wisconsin.gov

September 13, 2024

LISA HERRICK
VILLAGE OF POTTER
612 GRAVES STREET
CHILTON WI 53014

Notice of Shared Revenue – 2025 Original Estimate

Notice Information

The Wisconsin Department of Revenue (DOR) is providing the **estimated** shared revenue amounts your local government will receive in 2025 under current state law for county and municipal aid, supplemental county and municipal aid, utility aid and the expenditure restraint incentive program. This does not include adjustments, shown on the July and November payment notices.

District	VILLAGE OF POTTER	County	CALUMET	Co-muni code	08-160
-----------------	-------------------	---------------	---------	---------------------	--------

Estimate Information

For an explanation of each aid payment listed below, review the additional information in this notice.

2025 Original Estimate	
1. County and municipal aid	\$44,328.17
2. Utility aid	\$0.00
3. Supplemental county and municipal aid	\$34,868.89
4. Expenditure restraint incentive program	\$0.00
5. Total Estimated 2025 Payments (sum of Lines 1-4)	\$79,197.06

Payment Information

Your local government will receive two distributions in 2025 :

- July 28, 2025: 15% of Line 1, 2, and 3 and 100% of Line 4 (*shown above*)
- November 17, 2025: balance of your 2025 aid payments

County and Municipal Aid

Under state law, the county and municipal aid paid to each county and municipality must be equal to the amount determined in 2012 (sec. 79.036, Wis. Stats.) and adjusted for fallen protective services insurance reimbursement (sec. 79.036(4), Wis. Stats.).

County and Municipal Aid Calculation	
1. Prior year county and municipal aid	\$43,334.67
2. Increase due to sales tax revenue, including adjustments (<i>district changes</i>)	\$996.70
3. Fallen protective services insurance adjustment	-\$3.20
4. Fallen protective services insurance reimbursement (<i>reported to DOR</i>)	\$0.00
5. Total County and Municipal Aid (sum of Lines 1-4)	\$44,328.17

Utility Aid

- Under state law, utility aid is distributed to each county and municipality where tax-exempt utility property is located (sec. 79.04, Wis. Stats.)
- Utility companies report utility property information to DOR annually
- DOR uses the provided information to accurately calculate utility aid (*shown below*)

Utility Aid Calculation	
1. Net book value, <i>as of December 31, 2024 (including expected additions/retirements)</i>	\$0.00
2. Total net book value payment	\$0.00
3. Minimum payment	\$0.00
4. Megawatt capacity	0.0
5. Megawatt capacity payment	\$0.00
6. Closed/decommissioned production plant (phased down) payment	\$0.00
7. Subtotal (<i>sum of Lines 2, 3, 5 and 6</i>)	\$0.00
8. Population cap	\$101,575.00
9. Adjusted subtotal (<i>lesser of Line 7 or Line 8</i>)	\$0.00
10. Adjacent site incentive payment	\$0.00
11. Baseload incentive payment	\$0.00
12. Co-generation incentive payment	\$0.00
13. Alternative energy incentive payment	\$0.00
14. Total incentive payments (<i>sum of Lines 10 through 13</i>)	\$0.00
15. Spent nuclear fuel payment	\$0.00
16. Total Utility Aid – this is the utility aid payment listed on the front of the estimate (<i>sum of Lines 9, 14 and 15</i>)	\$0.00

Supplemental County and Municipal Aid

- Under state law, supplemental county and municipal aid paid to each county and municipality is determined by 2023 Wisconsin Act 12 (sec. 79.037, Wis. Stats.)
- For detailed information, review [county and municipal aid spreadsheet](#)

Supplemental County and Municipal Aid Calculation	
1. Prior year supplemental county and municipal aid	\$34,084.94
2. Increase due to sales tax revenue including adjustments (<i>district changes</i>)	\$783.95
3. Total Supplemental County and Municipal Aid (<i>sum of Lines 1 and 2</i>)	\$34,868.89

Expenditure Restraint Incentive Program

- Only municipalities are eligible to receive Expenditure Restraint Incentive Program (ERIP) payments
- Under state law, in 2025, each municipality will receive a payment that is equal to the amount of the payment received by the municipality in 2024 (sec. 79.05(4), Wis. Stats., from 2023 WI Act 12 – notwithstanding subs. (2) and (3))

Contact Information

If you have questions, contact us at lgs@wisconsin.gov, (608) 266-8618 or (608) 261-5167.



State of Wisconsin • DEPARTMENT OF REVENUE

DIVISION OF STATE AND LOCAL FINANCE • BUREAU OF LOCAL GOVERNMENT SERVICES • 2135 RIMROCK RD MADISON, WI 53713

Mailing Address:
PO Box 8971 #6-97
Madison WI 53708-8971
Fax: (608) 264-6887
lgs@wisconsin.gov

September 13, 2024

SADIE SLOTKE
VILLAGE OF SHERWOOD
PO BOX 279
SHERWOOD WI 54169-0279

Notice of Shared Revenue – 2025 Original Estimate

Notice Information

The Wisconsin Department of Revenue (DOR) is providing the **estimated** shared revenue amounts your local government will receive in 2025 under current state law for county and municipal aid, supplemental county and municipal aid, utility aid and the expenditure restraint incentive program. This does not include adjustments, shown on the July and November payment notices.

District	VILLAGE OF SHERWOOD	County	CALUMET	Co-muni code	08-179
-----------------	---------------------	---------------	---------	---------------------	--------

Estimate Information

For an explanation of each aid payment listed below, review the additional information in this notice.

2025 Original Estimate	
1. County and municipal aid	\$14,541.92
2. Utility aid	\$0.00
3. Supplemental county and municipal aid	\$88,222.47
4. Expenditure restraint incentive program	\$0.00
5. Total Estimated 2025 Payments (sum of Lines 1-4)	\$102,764.39

Payment Information

Your local government will receive two distributions in 2025 :

- July 28, 2025: 15% of Line 1, 2, and 3 and 100% of Line 4 (*shown above*)
- November 17, 2025: balance of your 2025 aid payments

County and Municipal Aid

Under state law, the county and municipal aid paid to each county and municipality must be equal to the amount determined in 2012 (sec. 79.036, Wis. Stats.) and adjusted for fallen protective services insurance reimbursement (sec. 79.036(4), Wis. Stats.).

County and Municipal Aid Calculation	
1. Prior year county and municipal aid	\$14,216.00
2. Increase due to sales tax revenue, including adjustments (<i>district changes</i>)	\$326.97
3. Fallen protective services insurance adjustment	-\$1.05
4. Fallen protective services insurance reimbursement (<i>reported to DOR</i>)	\$0.00
5. Total County and Municipal Aid (sum of Lines 1-4)	\$14,541.92

Utility Aid

- Under state law, utility aid is distributed to each county and municipality where tax-exempt utility property is located (sec. 79.04, Wis. Stats.)
- Utility companies report utility property information to DOR annually
- DOR uses the provided information to accurately calculate utility aid (*shown below*)

Utility Aid Calculation	
1. Net book value, <i>as of December 31, 2024 (including expected additions/retirements)</i>	\$0.00
2. Total net book value payment	\$0.00
3. Minimum payment	\$0.00
4. Megawatt capacity	0.0
5. Megawatt capacity payment	\$0.00
6. Closed/decommissioned production plant (phased down) payment	\$0.00
7. Subtotal (<i>sum of Lines 2, 3, 5 and 6</i>)	\$0.00
8. Population cap	\$1,428,850.00
9. Adjusted subtotal (<i>lesser of Line 7 or Line 8</i>)	\$0.00
10. Adjacent site incentive payment	\$0.00
11. Baseload incentive payment	\$0.00
12. Co-generation incentive payment	\$0.00
13. Alternative energy incentive payment	\$0.00
14. Total incentive payments (<i>sum of Lines 10 through 13</i>)	\$0.00
15. Spent nuclear fuel payment	\$0.00
16. Total Utility Aid – this is the utility aid payment listed on the front of the estimate (<i>sum of Lines 9, 14 and 15</i>)	\$0.00

Supplemental County and Municipal Aid

- Under state law, supplemental county and municipal aid paid to each county and municipality is determined by 2023 Wisconsin Act 12 (sec. 79.037, Wis. Stats.)
- For detailed information, review [county and municipal aid spreadsheet](#)

Supplemental County and Municipal Aid Calculation	
1. Prior year supplemental county and municipal aid	\$86,238.97
2. Increase due to sales tax revenue including adjustments (<i>district changes</i>)	\$1,983.50
3. Total Supplemental County and Municipal Aid (<i>sum of Lines 1 and 2</i>)	\$88,222.47

Expenditure Restraint Incentive Program

- Only municipalities are eligible to receive Expenditure Restraint Incentive Program (ERIP) payments
- Under state law, in 2025, each municipality will receive a payment that is equal to the amount of the payment received by the municipality in 2024 (sec. 79.05(4), Wis. Stats., from 2023 WI Act 12 – notwithstanding subs. (2) and (3))

Contact Information

If you have questions, contact us at lgs@wisconsin.gov, (608) 266-8618 or (608) 261-5167.



State of Wisconsin • DEPARTMENT OF REVENUE

DIVISION OF STATE AND LOCAL FINANCE • BUREAU OF LOCAL GOVERNMENT SERVICES • 2135 RIMROCK RD MADISON, WI 53713

Mailing Address:
PO Box 8971 #6-97
Madison WI 53708-8971
Fax: (608) 264-6887
lgs@wisconsin.gov

September 13, 2024

TED PARSONS
VILLAGE OF STOCKBRIDGE
PO BOX 292
STOCKBRIDGE WI 53088-0292

Notice of Shared Revenue – 2025 Original Estimate

Notice Information

The Wisconsin Department of Revenue (DOR) is providing the **estimated** shared revenue amounts your local government will receive in 2025 under current state law for county and municipal aid, supplemental county and municipal aid, utility aid and the expenditure restraint incentive program. This does not include adjustments, shown on the July and November payment notices.

District	VILLAGE OF STOCKBRIDGE	County	CALUMET	Co-muni code	08-181
-----------------	------------------------	---------------	---------	---------------------	--------

Estimate Information

For an explanation of each aid payment listed below, review the additional information in this notice.

2025 Original Estimate	
1. County and municipal aid	\$36,452.72
2. Utility aid	\$0.00
3. Supplemental county and municipal aid	\$42,466.75
4. Expenditure restraint incentive program	\$0.00
5. Total Estimated 2025 Payments (sum of Lines 1-4)	\$78,919.47

Payment Information

Your local government will receive two distributions in 2025 :

- July 28, 2025: 15% of Line 1, 2, and 3 and 100% of Line 4 (*shown above*)
- November 17, 2025: balance of your 2025 aid payments

County and Municipal Aid

Under state law, the county and municipal aid paid to each county and municipality must be equal to the amount determined in 2012 (sec. 79.036, Wis. Stats.) and adjusted for fallen protective services insurance reimbursement (sec. 79.036(4), Wis. Stats.).

County and Municipal Aid Calculation	
1. Prior year county and municipal aid	\$35,635.73
2. Increase due to sales tax revenue, including adjustments (<i>district changes</i>)	\$819.62
3. Fallen protective services insurance adjustment	-\$2.63
4. Fallen protective services insurance reimbursement (<i>reported to DOR</i>)	\$0.00
5. Total County and Municipal Aid (sum of Lines 1-4)	\$36,452.72

Utility Aid

- Under state law, utility aid is distributed to each county and municipality where tax-exempt utility property is located (sec. 79.04, Wis. Stats.)
- Utility companies report utility property information to DOR annually
- DOR uses the provided information to accurately calculate utility aid (*shown below*)

Utility Aid Calculation	
1. Net book value, <i>as of December 31, 2024 (including expected additions/retirements)</i>	\$0.00
2. Total net book value payment	\$0.00
3. Minimum payment	\$0.00
4. Megawatt capacity	0.0
5. Megawatt capacity payment	\$0.00
6. Closed/decommissioned production plant (phased down) payment	\$0.00
7. Subtotal (<i>sum of Lines 2, 3, 5 and 6</i>)	\$0.00
8. Population cap	\$291,125.00
9. Adjusted subtotal (<i>lesser of Line 7 or Line 8</i>)	\$0.00
10. Adjacent site incentive payment	\$0.00
11. Baseload incentive payment	\$0.00
12. Co-generation incentive payment	\$0.00
13. Alternative energy incentive payment	\$0.00
14. Total incentive payments (<i>sum of Lines 10 through 13</i>)	\$0.00
15. Spent nuclear fuel payment	\$0.00
16. Total Utility Aid – this is the utility aid payment listed on the front of the estimate (<i>sum of Lines 9, 14 and 15</i>)	\$0.00

Supplemental County and Municipal Aid

- Under state law, supplemental county and municipal aid paid to each county and municipality is determined by 2023 Wisconsin Act 12 (sec. 79.037, Wis. Stats.)
- For detailed information, review [county and municipal aid spreadsheet](#)

Supplemental County and Municipal Aid Calculation	
1. Prior year supplemental county and municipal aid	\$41,511.97
2. Increase due to sales tax revenue including adjustments (<i>district changes</i>)	\$954.78
3. Total Supplemental County and Municipal Aid (<i>sum of Lines 1 and 2</i>)	\$42,466.75

Expenditure Restraint Incentive Program

- Only municipalities are eligible to receive Expenditure Restraint Incentive Program (ERIP) payments
- Under state law, in 2025, each municipality will receive a payment that is equal to the amount of the payment received by the municipality in 2024 (sec. 79.05(4), Wis. Stats., from 2023 WI Act 12 – notwithstanding subs. (2) and (3))

Contact Information

If you have questions, contact us at lgs@wisconsin.gov, (608) 266-8618 or (608) 261-5167.



State of Wisconsin • DEPARTMENT OF REVENUE

DIVISION OF STATE AND LOCAL FINANCE • BUREAU OF LOCAL GOVERNMENT SERVICES • 2135 RIMROCK RD MADISON, WI 53713

Mailing Address:
PO Box 8971 #6-97
Madison WI 53708-8971
Fax: (608) 264-6887
lgs@wisconsin.gov

September 13, 2024

HEATHER GILBERTSON
CITY OF BRILLION
201 N MAIN
BRILLION WI 54110

Notice of Shared Revenue – 2025 Original Estimate

Notice Information

The Wisconsin Department of Revenue (DOR) is providing the **estimated** shared revenue amounts your local government will receive in 2025 under current state law for county and municipal aid, supplemental county and municipal aid, utility aid and the expenditure restraint incentive program. This does not include adjustments, shown on the July and November payment notices.

District	CITY OF BRILLION	County	CALUMET	Co-muni code	08-206
-----------------	------------------	---------------	---------	---------------------	--------

Estimate Information

For an explanation of each aid payment listed below, review the additional information in this notice.

2025 Original Estimate	
1. County and municipal aid	\$590,554.32
2. Utility aid	\$55,312.40
3. Supplemental county and municipal aid	\$118,128.61
4. Expenditure restraint incentive program	\$40,323.03
5. Total Estimated 2025 Payments (sum of Lines 1-4)	\$804,318.36

Payment Information

Your local government will receive two distributions in 2025 :

- July 28, 2025: 15% of Line 1, 2, and 3 and 100% of Line 4 (*shown above*)
- November 17, 2025: balance of your 2025 aid payments

County and Municipal Aid

Under state law, the county and municipal aid paid to each county and municipality must be equal to the amount determined in 2012 (sec. 79.036, Wis. Stats.) and adjusted for fallen protective services insurance reimbursement (sec. 79.036(4), Wis. Stats.).

County and Municipal Aid Calculation	
1. Prior year county and municipal aid	\$577,318.66
2. Increase due to sales tax revenue, including adjustments (<i>district changes</i>)	\$13,278.33
3. Fallen protective services insurance adjustment	-\$42.67
4. Fallen protective services insurance reimbursement (<i>reported to DOR</i>)	\$0.00
5. Total County and Municipal Aid (sum of Lines 1-4)	\$590,554.32

Utility Aid

- Under state law, utility aid is distributed to each county and municipality where tax-exempt utility property is located (sec. 79.04, Wis. Stats.)
- Utility companies report utility property information to DOR annually
- DOR uses the provided information to accurately calculate utility aid (*shown below*)

Utility Aid Calculation	
1. Net book value, <i>as of December 31, 2024 (including expected additions/retirements)</i>	\$9,218,733.00
2. Total net book value payment	\$55,312.40
3. Minimum payment	\$0.00
4. Megawatt capacity	0.0
5. Megawatt capacity payment	\$0.00
6. Closed/decommissioned production plant (phased down) payment	\$0.00
7. Subtotal (<i>sum of Lines 2, 3, 5 and 6</i>)	\$55,312.40
8. Population cap	\$1,485,800.00
9. Adjusted subtotal (<i>lesser of Line 7 or Line 8</i>)	\$55,312.40
10. Adjacent site incentive payment	\$0.00
11. Baseload incentive payment	\$0.00
12. Co-generation incentive payment	\$0.00
13. Alternative energy incentive payment	\$0.00
14. Total incentive payments (<i>sum of Lines 10 through 13</i>)	\$0.00
15. Spent nuclear fuel payment	\$0.00
16. Total Utility Aid – this is the utility aid payment listed on the front of the estimate (<i>sum of Lines 9, 14 and 15</i>)	\$55,312.40

Supplemental County and Municipal Aid

- Under state law, supplemental county and municipal aid paid to each county and municipality is determined by 2023 Wisconsin Act 12 (sec. 79.037, Wis. Stats.)
- For detailed information, review [county and municipal aid spreadsheet](#)

Supplemental County and Municipal Aid Calculation	
1. Prior year supplemental county and municipal aid	\$115,472.74
2. Increase due to sales tax revenue including adjustments (<i>district changes</i>)	\$2,655.87
3. Total Supplemental County and Municipal Aid (<i>sum of Lines 1 and 2</i>)	\$118,128.61

Expenditure Restraint Incentive Program

- Only municipalities are eligible to receive Expenditure Restraint Incentive Program (ERIP) payments
- Under state law, in 2025, each municipality will receive a payment that is equal to the amount of the payment received by the municipality in 2024 (sec. 79.05(4), Wis. Stats., from 2023 WI Act 12 – notwithstanding subs. (2) and (3))

Contact Information

If you have questions, contact us at lgs@wisconsin.gov, (608) 266-8618 or (608) 261-5167.



State of Wisconsin • DEPARTMENT OF REVENUE

DIVISION OF STATE AND LOCAL FINANCE • BUREAU OF LOCAL GOVERNMENT SERVICES • 2135 RIMROCK RD MADISON, WI 53713

Mailing Address:
PO Box 8971 #6-97
Madison WI 53708-8971
Fax: (608) 264-6887
lgs@wisconsin.gov

September 13, 2024

DAVID DETROYE
CITY OF CHILTON
42 SCHOOL ST
CHILTON WI 53014-1346

Notice of Shared Revenue – 2025 Original Estimate

Notice Information

The Wisconsin Department of Revenue (DOR) is providing the **estimated** shared revenue amounts your local government will receive in 2025 under current state law for county and municipal aid, supplemental county and municipal aid, utility aid and the expenditure restraint incentive program. This does not include adjustments, shown on the July and November payment notices.

District	CITY OF CHILTON	County	CALUMET	Co-muni code	08-211
-----------------	-----------------	---------------	---------	---------------------	--------

Estimate Information

For an explanation of each aid payment listed below, review the additional information in this notice.

2025 Original Estimate	
1. County and municipal aid	\$505,206.76
2. Utility aid	\$5,700.57
3. Supplemental county and municipal aid	\$101,056.53
4. Expenditure restraint incentive program	\$0.00
5. Total Estimated 2025 Payments (sum of Lines 1-4)	\$611,963.86

Payment Information

Your local government will receive two distributions in 2025 :

- July 28, 2025: 15% of Line 1, 2, and 3 and 100% of Line 4 (*shown above*)
- November 17, 2025: balance of your 2025 aid payments

County and Municipal Aid

Under state law, the county and municipal aid paid to each county and municipality must be equal to the amount determined in 2012 (sec. 79.036, Wis. Stats.) and adjusted for fallen protective services insurance reimbursement (sec. 79.036(4), Wis. Stats.).

County and Municipal Aid Calculation	
1. Prior year county and municipal aid	\$493,883.93
2. Increase due to sales tax revenue, including adjustments (<i>district changes</i>)	\$11,359.33
3. Fallen protective services insurance adjustment	-\$36.50
4. Fallen protective services insurance reimbursement (<i>reported to DOR</i>)	\$0.00
5. Total County and Municipal Aid (sum of Lines 1-4)	\$505,206.76

Utility Aid

- Under state law, utility aid is distributed to each county and municipality where tax-exempt utility property is located (sec. 79.04, Wis. Stats.)
- Utility companies report utility property information to DOR annually
- DOR uses the provided information to accurately calculate utility aid (*shown below*)

Utility Aid Calculation	
1. Net book value, <i>as of December 31, 2024 (including expected additions/retirements)</i>	\$950,095.00
2. Total net book value payment	\$5,700.57
3. Minimum payment	\$0.00
4. Megawatt capacity	0.0
5. Megawatt capacity payment	\$0.00
6. Closed/decommissioned production plant (phased down) payment	\$0.00
7. Subtotal (<i>sum of Lines 2, 3, 5 and 6</i>)	\$5,700.57
8. Population cap	\$1,795,625.00
9. Adjusted subtotal (<i>lesser of Line 7 or Line 8</i>)	\$5,700.57
10. Adjacent site incentive payment	\$0.00
11. Baseload incentive payment	\$0.00
12. Co-generation incentive payment	\$0.00
13. Alternative energy incentive payment	\$0.00
14. Total incentive payments (<i>sum of Lines 10 through 13</i>)	\$0.00
15. Spent nuclear fuel payment	\$0.00
16. Total Utility Aid – this is the utility aid payment listed on the front of the estimate (<i>sum of Lines 9, 14 and 15</i>)	\$5,700.57

Supplemental County and Municipal Aid

- Under state law, supplemental county and municipal aid paid to each county and municipality is determined by 2023 Wisconsin Act 12 (sec. 79.037, Wis. Stats.)
- For detailed information, review [county and municipal aid spreadsheet](#)

Supplemental County and Municipal Aid Calculation	
1. Prior year supplemental county and municipal aid	\$98,784.49
2. Increase due to sales tax revenue including adjustments (<i>district changes</i>)	\$2,272.04
3. Total Supplemental County and Municipal Aid (<i>sum of Lines 1 and 2</i>)	\$101,056.53

Expenditure Restraint Incentive Program

- Only municipalities are eligible to receive Expenditure Restraint Incentive Program (ERIP) payments
- Under state law, in 2025, each municipality will receive a payment that is equal to the amount of the payment received by the municipality in 2024 (sec. 79.05(4), Wis. Stats., from 2023 WI Act 12 – notwithstanding subs. (2) and (3))

Contact Information

If you have questions, contact us at lgs@wisconsin.gov, (608) 266-8618 or (608) 261-5167.



State of Wisconsin • DEPARTMENT OF REVENUE

DIVISION OF STATE AND LOCAL FINANCE • BUREAU OF LOCAL GOVERNMENT SERVICES • 2135 RIMROCK RD MADISON, WI 53713

Mailing Address:
PO Box 8971 #6-97
Madison WI 53708-8971
Fax: (608) 264-6887
lgs@wisconsin.gov

September 13, 2024

CULLEN PELTIER
CITY OF NEW HOLSTEIN
2110 WASHINGTON ST
NEW HOLSTEIN WI 53061-1045

Notice of Shared Revenue – 2025 Original Estimate

Notice Information

The Wisconsin Department of Revenue (DOR) is providing the **estimated** shared revenue amounts your local government will receive in 2025 under current state law for county and municipal aid, supplemental county and municipal aid, utility aid and the expenditure restraint incentive program. This does not include adjustments, shown on the July and November payment notices.

District	CITY OF NEW HOLSTEIN	County	CALUMET	Co-muni code	08-261
-----------------	----------------------	---------------	---------	---------------------	--------

Estimate Information

For an explanation of each aid payment listed below, review the additional information in this notice.

2025 Original Estimate	
1. County and municipal aid	\$617,671.51
2. Utility aid	\$7,770.00
3. Supplemental county and municipal aid	\$123,552.87
4. Expenditure restraint incentive program	\$51,671.37
5. Total Estimated 2025 Payments (sum of Lines 1-4)	\$800,665.75

Payment Information

Your local government will receive two distributions in 2025 :

- July 28, 2025: 15% of Line 1, 2, and 3 and 100% of Line 4 (*shown above*)
- November 17, 2025: balance of your 2025 aid payments

County and Municipal Aid

Under state law, the county and municipal aid paid to each county and municipality must be equal to the amount determined in 2012 (sec. 79.036, Wis. Stats.) and adjusted for fallen protective services insurance reimbursement (sec. 79.036(4), Wis. Stats.).

County and Municipal Aid Calculation	
1. Prior year county and municipal aid	\$603,828.09
2. Increase due to sales tax revenue, including adjustments (<i>district changes</i>)	\$13,888.05
3. Fallen protective services insurance adjustment	-\$44.63
4. Fallen protective services insurance reimbursement (<i>reported to DOR</i>)	\$0.00
5. Total County and Municipal Aid (sum of Lines 1-4)	\$617,671.51

Utility Aid

- Under state law, utility aid is distributed to each county and municipality where tax-exempt utility property is located (sec. 79.04, Wis. Stats.)
- Utility companies report utility property information to DOR annually
- DOR uses the provided information to accurately calculate utility aid (*shown below*)

Utility Aid Calculation	
1. Net book value, as of December 31, 2024 (including expected additions/retirements)	\$1,295,000.00
2. Total net book value payment	\$7,770.00
3. Minimum payment	\$0.00
4. Megawatt capacity	0.0
5. Megawatt capacity payment	\$0.00
6. Closed/decommissioned production plant (phased down) payment	\$0.00
7. Subtotal (sum of Lines 2, 3, 5 and 6)	\$7,770.00
8. Population cap	\$1,347,250.00
9. Adjusted subtotal (lesser of Line 7 or Line 8)	\$7,770.00
10. Adjacent site incentive payment	\$0.00
11. Baseload incentive payment	\$0.00
12. Co-generation incentive payment	\$0.00
13. Alternative energy incentive payment	\$0.00
14. Total incentive payments (sum of Lines 10 through 13)	\$0.00
15. Spent nuclear fuel payment	\$0.00
16. Total Utility Aid – this is the utility aid payment listed on the front of the estimate (sum of Lines 9, 14 and 15)	\$7,770.00

Supplemental County and Municipal Aid

- Under state law, supplemental county and municipal aid paid to each county and municipality is determined by 2023 Wisconsin Act 12 (sec. 79.037, Wis. Stats.)
- For detailed information, review [county and municipal aid spreadsheet](#)

Supplemental County and Municipal Aid Calculation	
1. Prior year supplemental county and municipal aid	\$120,775.04
2. Increase due to sales tax revenue including adjustments (district changes)	\$2,777.83
3. Total Supplemental County and Municipal Aid (sum of Lines 1 and 2)	\$123,552.87

Expenditure Restraint Incentive Program

- Only municipalities are eligible to receive Expenditure Restraint Incentive Program (ERIP) payments
- Under state law, in 2025, each municipality will receive a payment that is equal to the amount of the payment received by the municipality in 2024 (sec. 79.05(4), Wis. Stats., from 2023 WI Act 12 – notwithstanding subs. (2) and (3))

Contact Information

If you have questions, contact us at lgs@wisconsin.gov, (608) 266-8618 or (608) 261-5167.



State of Wisconsin • DEPARTMENT OF REVENUE

DIVISION OF STATE AND LOCAL FINANCE • BUREAU OF LOCAL GOVERNMENT SERVICES • 2135 RIMROCK RD MADISON, WI 53713

Mailing Address:
PO Box 8971 #6-97
Madison WI 53708-8971
Fax: (608) 264-6887
lgs@wisconsin.gov

September 13, 2024

BETH HAUSER
COUNTY OF CALUMET
206 COURT ST
CHILTON WI 53014-1198

Notice of Shared Revenue – 2025 Original Estimate

Notice Information

The Wisconsin Department of Revenue (DOR) is providing the **estimated** shared revenue amounts your local government will receive in 2025 under current state law for county and municipal aid, supplemental county and municipal aid, utility aid and the expenditure restraint incentive program. This does not include adjustments, shown on the July and November payment notices.

District	COUNTY OF CALUMET	County	CALUMET	Co-muni code	08-999
-----------------	-------------------	---------------	---------	---------------------	--------

Estimate Information

For an explanation of each aid payment listed below, review the additional information in this notice.

2025 Original Estimate	
1. County and municipal aid	\$713,807.55
2. Utility aid	\$237,919.03
3. Supplemental county and municipal aid	\$651,123.92
4. Expenditure restraint incentive program	\$0.00
5. Total Estimated 2025 Payments (sum of Lines 1-4)	\$1,602,850.50

Payment Information

Your local government will receive two distributions in 2025 :

- July 28, 2025: 15% of Line 1, 2, and 3 and 100% of Line 4 (*shown above*)
- November 17, 2025: balance of your 2025 aid payments

County and Municipal Aid

Under state law, the county and municipal aid paid to each county and municipality must be equal to the amount determined in 2012 (sec. 79.036, Wis. Stats.) and adjusted for fallen protective services insurance reimbursement (sec. 79.036(4), Wis. Stats.).

County and Municipal Aid Calculation	
1. Prior year county and municipal aid	\$697,809.50
2. Increase due to sales tax revenue, including adjustments (<i>district changes</i>)	\$16,049.62
3. Fallen protective services insurance adjustment	-\$51.57
4. Fallen protective services insurance reimbursement (<i>reported to DOR</i>)	\$0.00
5. Total County and Municipal Aid (sum of Lines 1-4)	\$713,807.55

Utility Aid

- Under state law, utility aid is distributed to each county and municipality where tax-exempt utility property is located (sec. 79.04, Wis. Stats.)
- Utility companies report utility property information to DOR annually
- DOR uses the provided information to accurately calculate utility aid (*shown below*)

Utility Aid Calculation	
1. Net book value, <i>as of December 31, 2024 (including expected additions/retirements)</i>	\$51,784,187.00
2. Total net book value payment	\$237,919.03
3. Minimum payment	\$0.00
4. Megawatt capacity	0.0
5. Megawatt capacity payment	\$0.00
6. Closed/decommissioned production plant (phased down) payment	\$0.00
7. Subtotal (<i>sum of Lines 2, 3, 5 and 6</i>)	\$237,919.03
8. Population cap	\$7,105,375.00
9. Adjusted subtotal (<i>lesser of Line 7 or Line 8</i>)	\$237,919.03
10. Adjacent site incentive payment	\$0.00
11. Baseload incentive payment	\$0.00
12. Co-generation incentive payment	\$0.00
13. Alternative energy incentive payment	\$0.00
14. Total incentive payments (<i>sum of Lines 10 through 13</i>)	\$0.00
15. Spent nuclear fuel payment	\$0.00
16. Total Utility Aid – this is the utility aid payment listed on the front of the estimate (<i>sum of Lines 9, 14 and 15</i>)	\$237,919.03

Supplemental County and Municipal Aid

- Under state law, supplemental county and municipal aid paid to each county and municipality is determined by 2023 Wisconsin Act 12 (sec. 79.037, Wis. Stats.)
- For detailed information, review [county and municipal aid spreadsheet](#)

Supplemental County and Municipal Aid Calculation	
1. Prior year supplemental county and municipal aid	\$636,484.77
2. Increase due to sales tax revenue including adjustments (<i>district changes</i>)	\$14,639.15
3. Total Supplemental County and Municipal Aid (<i>sum of Lines 1 and 2</i>)	\$651,123.92

Expenditure Restraint Incentive Program

- Only municipalities are eligible to receive Expenditure Restraint Incentive Program (ERIP) payments
- Under state law, in 2025, each municipality will receive a payment that is equal to the amount of the payment received by the municipality in 2024 (sec. 79.05(4), Wis. Stats., from 2023 WI Act 12 – notwithstanding subs. (2) and (3))

Contact Information

If you have questions, contact us at lgs@wisconsin.gov, (608) 266-8618 or (608) 261-5167.



State of Wisconsin • DEPARTMENT OF REVENUE

DIVISION OF STATE AND LOCAL FINANCE • BUREAU OF LOCAL GOVERNMENT SERVICES • 2135 RIMROCK RD MADISON, WI 53713

Mailing Address:
PO Box 8971 #6-97
Madison WI 53708-8971
Fax: (608) 264-6887
lgs@wisconsin.gov

September 13, 2024

JENNIFER JENSEN
TOWN OF ANSON
16827 105TH AVENUE
CHIPPEWA FALLS WI 54729-5323

Notice of Shared Revenue – 2025 Original Estimate

Notice Information

The Wisconsin Department of Revenue (DOR) is providing the **estimated** shared revenue amounts your local government will receive in 2025 under current state law for county and municipal aid, supplemental county and municipal aid, utility aid and the expenditure restraint incentive program. This does not include adjustments, shown on the July and November payment notices.

District	TOWN OF ANSON	County	CHIPPEWA	Co-muni code	09-002
-----------------	---------------	---------------	----------	---------------------	--------

Estimate Information

For an explanation of each aid payment listed below, review the additional information in this notice.

2025 Original Estimate	
1. County and municipal aid	\$34,728.47
2. Utility aid	\$292,146.83
3. Supplemental county and municipal aid	\$70,895.52
4. Expenditure restraint incentive program	\$0.00
5. Total Estimated 2025 Payments (sum of Lines 1-4)	\$397,770.82

Payment Information

Your local government will receive two distributions in 2025 :

- July 28, 2025: 15% of Line 1, 2, and 3 and 100% of Line 4 (*shown above*)
- November 17, 2025: balance of your 2025 aid payments

County and Municipal Aid

Under state law, the county and municipal aid paid to each county and municipality must be equal to the amount determined in 2012 (sec. 79.036, Wis. Stats.) and adjusted for fallen protective services insurance reimbursement (sec. 79.036(4), Wis. Stats.).

County and Municipal Aid Calculation	
1. Prior year county and municipal aid	\$33,950.13
2. Increase due to sales tax revenue, including adjustments (<i>district changes</i>)	\$780.85
3. Fallen protective services insurance adjustment	-\$2.51
4. Fallen protective services insurance reimbursement (<i>reported to DOR</i>)	\$0.00
5. Total County and Municipal Aid (sum of Lines 1-4)	\$34,728.47

Utility Aid

- Under state law, utility aid is distributed to each county and municipality where tax-exempt utility property is located (sec. 79.04, Wis. Stats.)
- Utility companies report utility property information to DOR annually
- DOR uses the provided information to accurately calculate utility aid (*shown below*)

Utility Aid Calculation	
1. Net book value, <i>as of December 31, 2024 (including expected additions/retirements)</i>	\$97,382,277.00
2. Total net book value payment	\$292,146.83
3. Minimum payment	\$0.00
4. Megawatt capacity	0.0
5. Megawatt capacity payment	\$0.00
6. Closed/decommissioned production plant (phased down) payment	\$0.00
7. Subtotal (<i>sum of Lines 2, 3, 5 and 6</i>)	\$292,146.83
8. Population cap	\$1,011,925.00
9. Adjusted subtotal (<i>lesser of Line 7 or Line 8</i>)	\$292,146.83
10. Adjacent site incentive payment	\$0.00
11. Baseload incentive payment	\$0.00
12. Co-generation incentive payment	\$0.00
13. Alternative energy incentive payment	\$0.00
14. Total incentive payments (<i>sum of Lines 10 through 13</i>)	\$0.00
15. Spent nuclear fuel payment	\$0.00
16. Total Utility Aid – this is the utility aid payment listed on the front of the estimate (<i>sum of Lines 9, 14 and 15</i>)	\$292,146.83

Supplemental County and Municipal Aid

- Under state law, supplemental county and municipal aid paid to each county and municipality is determined by 2023 Wisconsin Act 12 (sec. 79.037, Wis. Stats.)
- For detailed information, review [county and municipal aid spreadsheet](#)

Supplemental County and Municipal Aid Calculation	
1. Prior year supplemental county and municipal aid	\$69,301.58
2. Increase due to sales tax revenue including adjustments (<i>district changes</i>)	\$1,593.94
3. Total Supplemental County and Municipal Aid (<i>sum of Lines 1 and 2</i>)	\$70,895.52

Expenditure Restraint Incentive Program

- Only municipalities are eligible to receive Expenditure Restraint Incentive Program (ERIP) payments
- Under state law, in 2025, each municipality will receive a payment that is equal to the amount of the payment received by the municipality in 2024 (sec. 79.05(4), Wis. Stats., from 2023 WI Act 12 – notwithstanding subs. (2) and (3))

Contact Information

If you have questions, contact us at lgs@wisconsin.gov, (608) 266-8618 or (608) 261-5167.



State of Wisconsin • DEPARTMENT OF REVENUE

DIVISION OF STATE AND LOCAL FINANCE • BUREAU OF LOCAL GOVERNMENT SERVICES • 2135 RIMROCK RD MADISON, WI 53713

Mailing Address:
PO Box 8971 #6-97
Madison WI 53708-8971
Fax: (608) 264-6887
lgs@wisconsin.gov

September 13, 2024

DONNA SHIFFLETT
TOWN OF ARTHUR
PO BOX 278, 25091 CTY HWY S
CADOTT WI 54727-0278

Notice of Shared Revenue – 2025 Original Estimate

Notice Information

The Wisconsin Department of Revenue (DOR) is providing the **estimated** shared revenue amounts your local government will receive in 2025 under current state law for county and municipal aid, supplemental county and municipal aid, utility aid and the expenditure restraint incentive program. This does not include adjustments, shown on the July and November payment notices.

District	TOWN OF ARTHUR	County	CHIPPEWA	Co-muni code	09-004
-----------------	----------------	---------------	----------	---------------------	--------

Estimate Information

For an explanation of each aid payment listed below, review the additional information in this notice.

2025 Original Estimate	
1. County and municipal aid	\$48,151.59
2. Utility aid	\$721.68
3. Supplemental county and municipal aid	\$44,116.40
4. Expenditure restraint incentive program	\$0.00
5. Total Estimated 2025 Payments (sum of Lines 1-4)	\$92,989.67

Payment Information

Your local government will receive two distributions in 2025 :

- July 28, 2025: 15% of Line 1, 2, and 3 and 100% of Line 4 (*shown above*)
- November 17, 2025: balance of your 2025 aid payments

County and Municipal Aid

Under state law, the county and municipal aid paid to each county and municipality must be equal to the amount determined in 2012 (sec. 79.036, Wis. Stats.) and adjusted for fallen protective services insurance reimbursement (sec. 79.036(4), Wis. Stats.).

County and Municipal Aid Calculation	
1. Prior year county and municipal aid	\$47,072.40
2. Increase due to sales tax revenue, including adjustments (<i>district changes</i>)	\$1,082.67
3. Fallen protective services insurance adjustment	-\$3.48
4. Fallen protective services insurance reimbursement (<i>reported to DOR</i>)	\$0.00
5. Total County and Municipal Aid (sum of Lines 1-4)	\$48,151.59

Utility Aid

- Under state law, utility aid is distributed to each county and municipality where tax-exempt utility property is located (sec. 79.04, Wis. Stats.)
- Utility companies report utility property information to DOR annually
- DOR uses the provided information to accurately calculate utility aid (*shown below*)

Utility Aid Calculation	
1. Net book value, as of December 31, 2024 (including expected additions/retirements)	\$240,561.00
2. Total net book value payment	\$721.68
3. Minimum payment	\$0.00
4. Megawatt capacity	0.0
5. Megawatt capacity payment	\$0.00
6. Closed/decommissioned production plant (phased down) payment	\$0.00
7. Subtotal (sum of Lines 2, 3, 5 and 6)	\$721.68
8. Population cap	\$331,925.00
9. Adjusted subtotal (lesser of Line 7 or Line 8)	\$721.68
10. Adjacent site incentive payment	\$0.00
11. Baseload incentive payment	\$0.00
12. Co-generation incentive payment	\$0.00
13. Alternative energy incentive payment	\$0.00
14. Total incentive payments (sum of Lines 10 through 13)	\$0.00
15. Spent nuclear fuel payment	\$0.00
16. Total Utility Aid – this is the utility aid payment listed on the front of the estimate (sum of Lines 9, 14 and 15)	\$721.68

Supplemental County and Municipal Aid

- Under state law, supplemental county and municipal aid paid to each county and municipality is determined by 2023 Wisconsin Act 12 (sec. 79.037, Wis. Stats.)
- For detailed information, review [county and municipal aid spreadsheet](#)

Supplemental County and Municipal Aid Calculation	
1. Prior year supplemental county and municipal aid	\$43,124.54
2. Increase due to sales tax revenue including adjustments (district changes)	\$991.86
3. Total Supplemental County and Municipal Aid (sum of Lines 1 and 2)	\$44,116.40

Expenditure Restraint Incentive Program

- Only municipalities are eligible to receive Expenditure Restraint Incentive Program (ERIP) payments
- Under state law, in 2025, each municipality will receive a payment that is equal to the amount of the payment received by the municipality in 2024 (sec. 79.05(4), Wis. Stats., from 2023 WI Act 12 – notwithstanding subs. (2) and (3))

Contact Information

If you have questions, contact us at lgs@wisconsin.gov, (608) 266-8618 or (608) 261-5167.



State of Wisconsin • DEPARTMENT OF REVENUE

DIVISION OF STATE AND LOCAL FINANCE • BUREAU OF LOCAL GOVERNMENT SERVICES • 2135 RIMROCK RD MADISON, WI 53713

Mailing Address:
PO Box 8971 #6-97
Madison WI 53708-8971
Fax: (608) 264-6887
lgs@wisconsin.gov

September 13, 2024

SANDI FRION
TOWN OF AUBURN
5783 220TH AVE
NEW AUBURN WI 54757

Notice of Shared Revenue – 2025 Original Estimate

Notice Information

The Wisconsin Department of Revenue (DOR) is providing the **estimated** shared revenue amounts your local government will receive in 2025 under current state law for county and municipal aid, supplemental county and municipal aid, utility aid and the expenditure restraint incentive program. This does not include adjustments, shown on the July and November payment notices.

District	TOWN OF AUBURN	County	CHIPPEWA	Co-muni code	09-006
-----------------	----------------	---------------	----------	---------------------	--------

Estimate Information

For an explanation of each aid payment listed below, review the additional information in this notice.

2025 Original Estimate	
1. County and municipal aid	\$33,852.39
2. Utility aid	\$0.00
3. Supplemental county and municipal aid	\$44,219.50
4. Expenditure restraint incentive program	\$0.00
5. Total Estimated 2025 Payments (sum of Lines 1-4)	\$78,071.89

Payment Information

Your local government will receive two distributions in 2025 :

- July 28, 2025: 15% of Line 1, 2, and 3 and 100% of Line 4 (*shown above*)
- November 17, 2025: balance of your 2025 aid payments

County and Municipal Aid

Under state law, the county and municipal aid paid to each county and municipality must be equal to the amount determined in 2012 (sec. 79.036, Wis. Stats.) and adjusted for fallen protective services insurance reimbursement (sec. 79.036(4), Wis. Stats.).

County and Municipal Aid Calculation	
1. Prior year county and municipal aid	\$33,093.69
2. Increase due to sales tax revenue, including adjustments (<i>district changes</i>)	\$761.15
3. Fallen protective services insurance adjustment	-\$2.45
4. Fallen protective services insurance reimbursement (<i>reported to DOR</i>)	\$0.00
5. Total County and Municipal Aid (sum of Lines 1-4)	\$33,852.39

Utility Aid

- Under state law, utility aid is distributed to each county and municipality where tax-exempt utility property is located (sec. 79.04, Wis. Stats.)
- Utility companies report utility property information to DOR annually
- DOR uses the provided information to accurately calculate utility aid (*shown below*)

Utility Aid Calculation	
1. Net book value, <i>as of December 31, 2024 (including expected additions/retirements)</i>	\$0.00
2. Total net book value payment	\$0.00
3. Minimum payment	\$0.00
4. Megawatt capacity	0.0
5. Megawatt capacity payment	\$0.00
6. Closed/decommissioned production plant (phased down) payment	\$0.00
7. Subtotal (<i>sum of Lines 2, 3, 5 and 6</i>)	\$0.00
8. Population cap	\$340,425.00
9. Adjusted subtotal (<i>lesser of Line 7 or Line 8</i>)	\$0.00
10. Adjacent site incentive payment	\$0.00
11. Baseload incentive payment	\$0.00
12. Co-generation incentive payment	\$0.00
13. Alternative energy incentive payment	\$0.00
14. Total incentive payments (<i>sum of Lines 10 through 13</i>)	\$0.00
15. Spent nuclear fuel payment	\$0.00
16. Total Utility Aid – this is the utility aid payment listed on the front of the estimate (<i>sum of Lines 9, 14 and 15</i>)	\$0.00

Supplemental County and Municipal Aid

- Under state law, supplemental county and municipal aid paid to each county and municipality is determined by 2023 Wisconsin Act 12 (sec. 79.037, Wis. Stats.)
- For detailed information, review [county and municipal aid spreadsheet](#)

Supplemental County and Municipal Aid Calculation	
1. Prior year supplemental county and municipal aid	\$43,225.32
2. Increase due to sales tax revenue including adjustments (<i>district changes</i>)	\$994.18
3. Total Supplemental County and Municipal Aid (<i>sum of Lines 1 and 2</i>)	\$44,219.50

Expenditure Restraint Incentive Program

- Only municipalities are eligible to receive Expenditure Restraint Incentive Program (ERIP) payments
- Under state law, in 2025, each municipality will receive a payment that is equal to the amount of the payment received by the municipality in 2024 (sec. 79.05(4), Wis. Stats., from 2023 WI Act 12 – notwithstanding subs. (2) and (3))

Contact Information

If you have questions, contact us at lgs@wisconsin.gov, (608) 266-8618 or (608) 261-5167.



State of Wisconsin • DEPARTMENT OF REVENUE

DIVISION OF STATE AND LOCAL FINANCE • BUREAU OF LOCAL GOVERNMENT SERVICES • 2135 RIMROCK RD MADISON, WI 53713

Mailing Address:
PO Box 8971 #6-97
Madison WI 53708-8971
Fax: (608) 264-6887
lgs@wisconsin.gov

September 13, 2024

ROBIN STENDER
TOWN OF BIRCH CREEK
26344 240TH ST
HOLCOMBE WI 54745-9709

Notice of Shared Revenue – 2025 Original Estimate

Notice Information

The Wisconsin Department of Revenue (DOR) is providing the **estimated** shared revenue amounts your local government will receive in 2025 under current state law for county and municipal aid, supplemental county and municipal aid, utility aid and the expenditure restraint incentive program. This does not include adjustments, shown on the July and November payment notices.

District	TOWN OF BIRCH CREEK	County	CHIPPEWA	Co-muni code	09-008
-----------------	---------------------	---------------	----------	---------------------	--------

Estimate Information

For an explanation of each aid payment listed below, review the additional information in this notice.

2025 Original Estimate	
1. County and municipal aid	\$7,891.29
2. Utility aid	\$7.80
3. Supplemental county and municipal aid	\$39,355.91
4. Expenditure restraint incentive program	\$0.00
5. Total Estimated 2025 Payments (sum of Lines 1-4)	\$47,255.00

Payment Information

Your local government will receive two distributions in 2025 :

- July 28, 2025: 15% of Line 1, 2, and 3 and 100% of Line 4 (*shown above*)
- November 17, 2025: balance of your 2025 aid payments

County and Municipal Aid

Under state law, the county and municipal aid paid to each county and municipality must be equal to the amount determined in 2012 (sec. 79.036, Wis. Stats.) and adjusted for fallen protective services insurance reimbursement (sec. 79.036(4), Wis. Stats.).

County and Municipal Aid Calculation	
1. Prior year county and municipal aid	\$7,714.43
2. Increase due to sales tax revenue, including adjustments (<i>district changes</i>)	\$177.43
3. Fallen protective services insurance adjustment	-\$0.57
4. Fallen protective services insurance reimbursement (<i>reported to DOR</i>)	\$0.00
5. Total County and Municipal Aid (sum of Lines 1-4)	\$7,891.29

Utility Aid

- Under state law, utility aid is distributed to each county and municipality where tax-exempt utility property is located (sec. 79.04, Wis. Stats.)
- Utility companies report utility property information to DOR annually
- DOR uses the provided information to accurately calculate utility aid (*shown below*)

Utility Aid Calculation	
1. Net book value, <i>as of December 31, 2024 (including expected additions/retirements)</i>	\$2,599.00
2. Total net book value payment	\$7.80
3. Minimum payment	\$0.00
4. Megawatt capacity	0.0
5. Megawatt capacity payment	\$0.00
6. Closed/decommissioned production plant (phased down) payment	\$0.00
7. Subtotal (<i>sum of Lines 2, 3, 5 and 6</i>)	\$7.80
8. Population cap	\$217,600.00
9. Adjusted subtotal (<i>lesser of Line 7 or Line 8</i>)	\$7.80
10. Adjacent site incentive payment	\$0.00
11. Baseload incentive payment	\$0.00
12. Co-generation incentive payment	\$0.00
13. Alternative energy incentive payment	\$0.00
14. Total incentive payments (<i>sum of Lines 10 through 13</i>)	\$0.00
15. Spent nuclear fuel payment	\$0.00
16. Total Utility Aid – this is the utility aid payment listed on the front of the estimate (<i>sum of Lines 9, 14 and 15</i>)	\$7.80

Supplemental County and Municipal Aid

- Under state law, supplemental county and municipal aid paid to each county and municipality is determined by 2023 Wisconsin Act 12 (sec. 79.037, Wis. Stats.)
- For detailed information, review [county and municipal aid spreadsheet](#)

Supplemental County and Municipal Aid Calculation	
1. Prior year supplemental county and municipal aid	\$38,471.08
2. Increase due to sales tax revenue including adjustments (<i>district changes</i>)	\$884.83
3. Total Supplemental County and Municipal Aid (<i>sum of Lines 1 and 2</i>)	\$39,355.91

Expenditure Restraint Incentive Program

- Only municipalities are eligible to receive Expenditure Restraint Incentive Program (ERIP) payments
- Under state law, in 2025, each municipality will receive a payment that is equal to the amount of the payment received by the municipality in 2024 (sec. 79.05(4), Wis. Stats., from 2023 WI Act 12 – notwithstanding subs. (2) and (3))

Contact Information

If you have questions, contact us at lgs@wisconsin.gov, (608) 266-8618 or (608) 261-5167.



State of Wisconsin • DEPARTMENT OF REVENUE

DIVISION OF STATE AND LOCAL FINANCE • BUREAU OF LOCAL GOVERNMENT SERVICES • 2135 RIMROCK RD MADISON, WI 53713

Mailing Address:
PO Box 8971 #6-97
Madison WI 53708-8971
Fax: (608) 264-6887
lgs@wisconsin.gov

September 13, 2024

ROXANNE GEURKINK
TOWN OF BLOOMER
8905 STATE HWY 64
BLOOMER WI 54724-6131

Notice of Shared Revenue – 2025 Original Estimate

Notice Information

The Wisconsin Department of Revenue (DOR) is providing the **estimated** shared revenue amounts your local government will receive in 2025 under current state law for county and municipal aid, supplemental county and municipal aid, utility aid and the expenditure restraint incentive program. This does not include adjustments, shown on the July and November payment notices.

District	TOWN OF BLOOMER	County	CHIPPEWA	Co-muni code	09-010
-----------------	-----------------	---------------	----------	---------------------	--------

Estimate Information

For an explanation of each aid payment listed below, review the additional information in this notice.

2025 Original Estimate	
1. County and municipal aid	\$40,623.70
2. Utility aid	\$410.83
3. Supplemental county and municipal aid	\$49,613.82
4. Expenditure restraint incentive program	\$0.00
5. Total Estimated 2025 Payments (sum of Lines 1-4)	\$90,648.35

Payment Information

Your local government will receive two distributions in 2025 :

- July 28, 2025: 15% of Line 1, 2, and 3 and 100% of Line 4 (*shown above*)
- November 17, 2025: balance of your 2025 aid payments

County and Municipal Aid

Under state law, the county and municipal aid paid to each county and municipality must be equal to the amount determined in 2012 (sec. 79.036, Wis. Stats.) and adjusted for fallen protective services insurance reimbursement (sec. 79.036(4), Wis. Stats.).

County and Municipal Aid Calculation	
1. Prior year county and municipal aid	\$39,713.24
2. Increase due to sales tax revenue, including adjustments (<i>district changes</i>)	\$913.40
3. Fallen protective services insurance adjustment	-\$2.94
4. Fallen protective services insurance reimbursement (<i>reported to DOR</i>)	\$0.00
5. Total County and Municipal Aid (sum of Lines 1-4)	\$40,623.70

Utility Aid

- Under state law, utility aid is distributed to each county and municipality where tax-exempt utility property is located (sec. 79.04, Wis. Stats.)
- Utility companies report utility property information to DOR annually
- DOR uses the provided information to accurately calculate utility aid (*shown below*)

Utility Aid Calculation	
1. Net book value, <i>as of December 31, 2024 (including expected additions/retirements)</i>	\$136,944.00
2. Total net book value payment	\$410.83
3. Minimum payment	\$0.00
4. Megawatt capacity	0.0
5. Megawatt capacity payment	\$0.00
6. Closed/decommissioned production plant (phased down) payment	\$0.00
7. Subtotal (<i>sum of Lines 2, 3, 5 and 6</i>)	\$410.83
8. Population cap	\$470,475.00
9. Adjusted subtotal (<i>lesser of Line 7 or Line 8</i>)	\$410.83
10. Adjacent site incentive payment	\$0.00
11. Baseload incentive payment	\$0.00
12. Co-generation incentive payment	\$0.00
13. Alternative energy incentive payment	\$0.00
14. Total incentive payments (<i>sum of Lines 10 through 13</i>)	\$0.00
15. Spent nuclear fuel payment	\$0.00
16. Total Utility Aid – this is the utility aid payment listed on the front of the estimate <i>(sum of Lines 9, 14 and 15)</i>	\$410.83

Supplemental County and Municipal Aid

- Under state law, supplemental county and municipal aid paid to each county and municipality is determined by 2023 Wisconsin Act 12 (sec. 79.037, Wis. Stats.)
- For detailed information, review [county and municipal aid spreadsheet](#)

Supplemental County and Municipal Aid Calculation	
1. Prior year supplemental county and municipal aid	\$48,498.36
2. Increase due to sales tax revenue including adjustments (<i>district changes</i>)	\$1,115.46
3. Total Supplemental County and Municipal Aid (<i>sum of Lines 1 and 2</i>)	\$49,613.82

Expenditure Restraint Incentive Program

- Only municipalities are eligible to receive Expenditure Restraint Incentive Program (ERIP) payments
- Under state law, in 2025, each municipality will receive a payment that is equal to the amount of the payment received by the municipality in 2024 (sec. 79.05(4), Wis. Stats., from 2023 WI Act 12 – notwithstanding subs. (2) and (3))

Contact Information

If you have questions, contact us at lgs@wisconsin.gov, (608) 266-8618 or (608) 261-5167.



State of Wisconsin • DEPARTMENT OF REVENUE

DIVISION OF STATE AND LOCAL FINANCE • BUREAU OF LOCAL GOVERNMENT SERVICES • 2135 RIMROCK RD MADISON, WI 53713

Mailing Address:
PO Box 8971 #6-97
Madison WI 53708-8971
Fax: (608) 264-6887
lgs@wisconsin.gov

September 13, 2024

LINDA LAIRD
TOWN OF CLEVELAND
20165 COUNTY RD Z
CORNELL WI 54732-5110

Notice of Shared Revenue – 2025 Original Estimate

Notice Information

The Wisconsin Department of Revenue (DOR) is providing the **estimated** shared revenue amounts your local government will receive in 2025 under current state law for county and municipal aid, supplemental county and municipal aid, utility aid and the expenditure restraint incentive program. This does not include adjustments, shown on the July and November payment notices.

District	TOWN OF CLEVELAND	County	CHIPPEWA	Co-muni code	09-012
-----------------	-------------------	---------------	----------	---------------------	--------

Estimate Information

For an explanation of each aid payment listed below, review the additional information in this notice.

2025 Original Estimate	
1. County and municipal aid	\$55,898.03
2. Utility aid	\$0.00
3. Supplemental county and municipal aid	\$46,075.11
4. Expenditure restraint incentive program	\$0.00
5. Total Estimated 2025 Payments (sum of Lines 1-4)	\$101,973.14

Payment Information

Your local government will receive two distributions in 2025 :

- July 28, 2025: 15% of Line 1, 2, and 3 and 100% of Line 4 (*shown above*)
- November 17, 2025: balance of your 2025 aid payments

County and Municipal Aid

Under state law, the county and municipal aid paid to each county and municipality must be equal to the amount determined in 2012 (sec. 79.036, Wis. Stats.) and adjusted for fallen protective services insurance reimbursement (sec. 79.036(4), Wis. Stats.).

County and Municipal Aid Calculation	
1. Prior year county and municipal aid	\$54,645.23
2. Increase due to sales tax revenue, including adjustments (<i>district changes</i>)	\$1,256.84
3. Fallen protective services insurance adjustment	-\$4.04
4. Fallen protective services insurance reimbursement (<i>reported to DOR</i>)	\$0.00
5. Total County and Municipal Aid (sum of Lines 1-4)	\$55,898.03

Utility Aid

- Under state law, utility aid is distributed to each county and municipality where tax-exempt utility property is located (sec. 79.04, Wis. Stats.)
- Utility companies report utility property information to DOR annually
- DOR uses the provided information to accurately calculate utility aid (*shown below*)

Utility Aid Calculation	
1. Net book value, <i>as of December 31, 2024 (including expected additions/retirements)</i>	\$0.00
2. Total net book value payment	\$0.00
3. Minimum payment	\$0.00
4. Megawatt capacity	0.0
5. Megawatt capacity payment	\$0.00
6. Closed/decommissioned production plant (phased down) payment	\$0.00
7. Subtotal (<i>sum of Lines 2, 3, 5 and 6</i>)	\$0.00
8. Population cap	\$378,250.00
9. Adjusted subtotal (<i>lesser of Line 7 or Line 8</i>)	\$0.00
10. Adjacent site incentive payment	\$0.00
11. Baseload incentive payment	\$0.00
12. Co-generation incentive payment	\$0.00
13. Alternative energy incentive payment	\$0.00
14. Total incentive payments (<i>sum of Lines 10 through 13</i>)	\$0.00
15. Spent nuclear fuel payment	\$0.00
16. Total Utility Aid – this is the utility aid payment listed on the front of the estimate (<i>sum of Lines 9, 14 and 15</i>)	\$0.00

Supplemental County and Municipal Aid

- Under state law, supplemental county and municipal aid paid to each county and municipality is determined by 2023 Wisconsin Act 12 (sec. 79.037, Wis. Stats.)
- For detailed information, review [county and municipal aid spreadsheet](#)

Supplemental County and Municipal Aid Calculation	
1. Prior year supplemental county and municipal aid	\$45,039.21
2. Increase due to sales tax revenue including adjustments (<i>district changes</i>)	\$1,035.90
3. Total Supplemental County and Municipal Aid (<i>sum of Lines 1 and 2</i>)	\$46,075.11

Expenditure Restraint Incentive Program

- Only municipalities are eligible to receive Expenditure Restraint Incentive Program (ERIP) payments
- Under state law, in 2025, each municipality will receive a payment that is equal to the amount of the payment received by the municipality in 2024 (sec. 79.05(4), Wis. Stats., from 2023 WI Act 12 – notwithstanding subs. (2) and (3))

Contact Information

If you have questions, contact us at lgs@wisconsin.gov, (608) 266-8618 or (608) 261-5167.



State of Wisconsin • DEPARTMENT OF REVENUE

DIVISION OF STATE AND LOCAL FINANCE • BUREAU OF LOCAL GOVERNMENT SERVICES • 2135 RIMROCK RD MADISON, WI 53713

Mailing Address:
PO Box 8971 #6-97
Madison WI 53708-8971
Fax: (608) 264-6887
lgs@wisconsin.gov

September 13, 2024

JEFF MILAS
TOWN OF COLBURN
18476 COUNTY HWY S NORTH
STANLEY WI 54768

Notice of Shared Revenue – 2025 Original Estimate

Notice Information

The Wisconsin Department of Revenue (DOR) is providing the **estimated** shared revenue amounts your local government will receive in 2025 under current state law for county and municipal aid, supplemental county and municipal aid, utility aid and the expenditure restraint incentive program. This does not include adjustments, shown on the July and November payment notices.

District	TOWN OF COLBURN	County	CHIPPEWA	Co-muni code	09-014
-----------------	-----------------	---------------	----------	---------------------	--------

Estimate Information

For an explanation of each aid payment listed below, review the additional information in this notice.

2025 Original Estimate	
1. County and municipal aid	\$28,871.37
2. Utility aid	\$338.30
3. Supplemental county and municipal aid	\$46,143.83
4. Expenditure restraint incentive program	\$0.00
5. Total Estimated 2025 Payments (sum of Lines 1-4)	\$75,353.50

Payment Information

Your local government will receive two distributions in 2025 :

- July 28, 2025: 15% of Line 1, 2, and 3 and 100% of Line 4 (*shown above*)
- November 17, 2025: balance of your 2025 aid payments

County and Municipal Aid

Under state law, the county and municipal aid paid to each county and municipality must be equal to the amount determined in 2012 (sec. 79.036, Wis. Stats.) and adjusted for fallen protective services insurance reimbursement (sec. 79.036(4), Wis. Stats.).

County and Municipal Aid Calculation	
1. Prior year county and municipal aid	\$28,224.30
2. Increase due to sales tax revenue, including adjustments (<i>district changes</i>)	\$649.16
3. Fallen protective services insurance adjustment	-\$2.09
4. Fallen protective services insurance reimbursement (<i>reported to DOR</i>)	\$0.00
5. Total County and Municipal Aid (sum of Lines 1-4)	\$28,871.37

Utility Aid

- Under state law, utility aid is distributed to each county and municipality where tax-exempt utility property is located (sec. 79.04, Wis. Stats.)
- Utility companies report utility property information to DOR annually
- DOR uses the provided information to accurately calculate utility aid (*shown below*)

Utility Aid Calculation	
1. Net book value, <i>as of December 31, 2024 (including expected additions/retirements)</i>	\$112,767.00
2. Total net book value payment	\$338.30
3. Minimum payment	\$0.00
4. Megawatt capacity	0.0
5. Megawatt capacity payment	\$0.00
6. Closed/decommissioned production plant (phased down) payment	\$0.00
7. Subtotal (<i>sum of Lines 2, 3, 5 and 6</i>)	\$338.30
8. Population cap	\$383,775.00
9. Adjusted subtotal (<i>lesser of Line 7 or Line 8</i>)	\$338.30
10. Adjacent site incentive payment	\$0.00
11. Baseload incentive payment	\$0.00
12. Co-generation incentive payment	\$0.00
13. Alternative energy incentive payment	\$0.00
14. Total incentive payments (<i>sum of Lines 10 through 13</i>)	\$0.00
15. Spent nuclear fuel payment	\$0.00
16. Total Utility Aid – this is the utility aid payment listed on the front of the estimate (<i>sum of Lines 9, 14 and 15</i>)	\$338.30

Supplemental County and Municipal Aid

- Under state law, supplemental county and municipal aid paid to each county and municipality is determined by 2023 Wisconsin Act 12 (sec. 79.037, Wis. Stats.)
- For detailed information, review [county and municipal aid spreadsheet](#)

Supplemental County and Municipal Aid Calculation	
1. Prior year supplemental county and municipal aid	\$45,106.38
2. Increase due to sales tax revenue including adjustments (<i>district changes</i>)	\$1,037.45
3. Total Supplemental County and Municipal Aid (<i>sum of Lines 1 and 2</i>)	\$46,143.83

Expenditure Restraint Incentive Program

- Only municipalities are eligible to receive Expenditure Restraint Incentive Program (ERIP) payments
- Under state law, in 2025, each municipality will receive a payment that is equal to the amount of the payment received by the municipality in 2024 (sec. 79.05(4), Wis. Stats., from 2023 WI Act 12 – notwithstanding subs. (2) and (3))

Contact Information

If you have questions, contact us at lgs@wisconsin.gov, (608) 266-8618 or (608) 261-5167.



State of Wisconsin • DEPARTMENT OF REVENUE

DIVISION OF STATE AND LOCAL FINANCE • BUREAU OF LOCAL GOVERNMENT SERVICES • 2135 RIMROCK RD MADISON, WI 53713

Mailing Address:
PO Box 8971 #6-97
Madison WI 53708-8971
Fax: (608) 264-6887
lgs@wisconsin.gov

September 13, 2024

VICKI FREEBERG
TOWN OF COOKS VALLEY
2195 135TH AVE
COLFAX WI 54730

Notice of Shared Revenue – 2025 Original Estimate

Notice Information

The Wisconsin Department of Revenue (DOR) is providing the **estimated** shared revenue amounts your local government will receive in 2025 under current state law for county and municipal aid, supplemental county and municipal aid, utility aid and the expenditure restraint incentive program. This does not include adjustments, shown on the July and November payment notices.

District	TOWN OF COOKS VALLEY	County	CHIPPEWA	Co-muni code	09-016
-----------------	----------------------	---------------	----------	---------------------	--------

Estimate Information

For an explanation of each aid payment listed below, review the additional information in this notice.

2025 Original Estimate	
1. County and municipal aid	\$40,751.49
2. Utility aid	\$0.00
3. Supplemental county and municipal aid	\$43,721.19
4. Expenditure restraint incentive program	\$0.00
5. Total Estimated 2025 Payments (sum of Lines 1-4)	\$84,472.68

Payment Information

Your local government will receive two distributions in 2025 :

- July 28, 2025: 15% of Line 1, 2, and 3 and 100% of Line 4 (*shown above*)
- November 17, 2025: balance of your 2025 aid payments

County and Municipal Aid

Under state law, the county and municipal aid paid to each county and municipality must be equal to the amount determined in 2012 (sec. 79.036, Wis. Stats.) and adjusted for fallen protective services insurance reimbursement (sec. 79.036(4), Wis. Stats.).

County and Municipal Aid Calculation	
1. Prior year county and municipal aid	\$39,838.15
2. Increase due to sales tax revenue, including adjustments (<i>district changes</i>)	\$916.28
3. Fallen protective services insurance adjustment	-\$2.94
4. Fallen protective services insurance reimbursement (<i>reported to DOR</i>)	\$0.00
5. Total County and Municipal Aid (sum of Lines 1-4)	\$40,751.49

Utility Aid

- Under state law, utility aid is distributed to each county and municipality where tax-exempt utility property is located (sec. 79.04, Wis. Stats.)
- Utility companies report utility property information to DOR annually
- DOR uses the provided information to accurately calculate utility aid (*shown below*)

Utility Aid Calculation	
1. Net book value, <i>as of December 31, 2024 (including expected additions/retirements)</i>	\$0.00
2. Total net book value payment	\$0.00
3. Minimum payment	\$0.00
4. Megawatt capacity	0.0
5. Megawatt capacity payment	\$0.00
6. Closed/decommissioned production plant (phased down) payment	\$0.00
7. Subtotal (<i>sum of Lines 2, 3, 5 and 6</i>)	\$0.00
8. Population cap	\$323,000.00
9. Adjusted subtotal (<i>lesser of Line 7 or Line 8</i>)	\$0.00
10. Adjacent site incentive payment	\$0.00
11. Baseload incentive payment	\$0.00
12. Co-generation incentive payment	\$0.00
13. Alternative energy incentive payment	\$0.00
14. Total incentive payments (<i>sum of Lines 10 through 13</i>)	\$0.00
15. Spent nuclear fuel payment	\$0.00
16. Total Utility Aid – this is the utility aid payment listed on the front of the estimate (<i>sum of Lines 9, 14 and 15</i>)	\$0.00

Supplemental County and Municipal Aid

- Under state law, supplemental county and municipal aid paid to each county and municipality is determined by 2023 Wisconsin Act 12 (sec. 79.037, Wis. Stats.)
- For detailed information, review [county and municipal aid spreadsheet](#)

Supplemental County and Municipal Aid Calculation	
1. Prior year supplemental county and municipal aid	\$42,738.21
2. Increase due to sales tax revenue including adjustments (<i>district changes</i>)	\$982.98
3. Total Supplemental County and Municipal Aid (<i>sum of Lines 1 and 2</i>)	\$43,721.19

Expenditure Restraint Incentive Program

- Only municipalities are eligible to receive Expenditure Restraint Incentive Program (ERIP) payments
- Under state law, in 2025, each municipality will receive a payment that is equal to the amount of the payment received by the municipality in 2024 (sec. 79.05(4), Wis. Stats., from 2023 WI Act 12 – notwithstanding subs. (2) and (3))

Contact Information

If you have questions, contact us at lgs@wisconsin.gov, (608) 266-8618 or (608) 261-5167.



State of Wisconsin • DEPARTMENT OF REVENUE

DIVISION OF STATE AND LOCAL FINANCE • BUREAU OF LOCAL GOVERNMENT SERVICES • 2135 RIMROCK RD MADISON, WI 53713

Mailing Address:
PO Box 8971 #6-97
Madison WI 53708-8971
Fax: (608) 264-6887
lgs@wisconsin.gov

September 13, 2024

JULIE KRCMA-PETERSON
TOWN OF DELMAR
32400 COUNTY HWY X
BOYD WI 54726

Notice of Shared Revenue – 2025 Original Estimate

Notice Information

The Wisconsin Department of Revenue (DOR) is providing the **estimated** shared revenue amounts your local government will receive in 2025 under current state law for county and municipal aid, supplemental county and municipal aid, utility aid and the expenditure restraint incentive program. This does not include adjustments, shown on the July and November payment notices.

District	TOWN OF DELMAR	County	CHIPPEWA	Co-muni code	09-018
-----------------	----------------	---------------	----------	---------------------	--------

Estimate Information

For an explanation of each aid payment listed below, review the additional information in this notice.

2025 Original Estimate	
1. County and municipal aid	\$89,956.85
2. Utility aid	\$390.07
3. Supplemental county and municipal aid	\$48,222.49
4. Expenditure restraint incentive program	\$0.00
5. Total Estimated 2025 Payments (sum of Lines 1-4)	\$138,569.41

Payment Information

Your local government will receive two distributions in 2025 :

- July 28, 2025: 15% of Line 1, 2, and 3 and 100% of Line 4 (*shown above*)
- November 17, 2025: balance of your 2025 aid payments

County and Municipal Aid

Under state law, the county and municipal aid paid to each county and municipality must be equal to the amount determined in 2012 (sec. 79.036, Wis. Stats.) and adjusted for fallen protective services insurance reimbursement (sec. 79.036(4), Wis. Stats.).

County and Municipal Aid Calculation	
1. Prior year county and municipal aid	\$87,940.71
2. Increase due to sales tax revenue, including adjustments (<i>district changes</i>)	\$2,022.64
3. Fallen protective services insurance adjustment	-\$6.50
4. Fallen protective services insurance reimbursement (<i>reported to DOR</i>)	\$0.00
5. Total County and Municipal Aid (sum of Lines 1-4)	\$89,956.85

Utility Aid

- Under state law, utility aid is distributed to each county and municipality where tax-exempt utility property is located (sec. 79.04, Wis. Stats.)
- Utility companies report utility property information to DOR annually
- DOR uses the provided information to accurately calculate utility aid (*shown below*)

Utility Aid Calculation	
1. Net book value, <i>as of December 31, 2024 (including expected additions/retirements)</i>	\$130,022.00
2. Total net book value payment	\$390.07
3. Minimum payment	\$0.00
4. Megawatt capacity	0.0
5. Megawatt capacity payment	\$0.00
6. Closed/decommissioned production plant (phased down) payment	\$0.00
7. Subtotal (<i>sum of Lines 2, 3, 5 and 6</i>)	\$390.07
8. Population cap	\$433,925.00
9. Adjusted subtotal (<i>lesser of Line 7 or Line 8</i>)	\$390.07
10. Adjacent site incentive payment	\$0.00
11. Baseload incentive payment	\$0.00
12. Co-generation incentive payment	\$0.00
13. Alternative energy incentive payment	\$0.00
14. Total incentive payments (<i>sum of Lines 10 through 13</i>)	\$0.00
15. Spent nuclear fuel payment	\$0.00
16. Total Utility Aid – this is the utility aid payment listed on the front of the estimate (<i>sum of Lines 9, 14 and 15</i>)	\$390.07

Supplemental County and Municipal Aid

- Under state law, supplemental county and municipal aid paid to each county and municipality is determined by 2023 Wisconsin Act 12 (sec. 79.037, Wis. Stats.)
- For detailed information, review [county and municipal aid spreadsheet](#)

Supplemental County and Municipal Aid Calculation	
1. Prior year supplemental county and municipal aid	\$47,138.31
2. Increase due to sales tax revenue including adjustments (<i>district changes</i>)	\$1,084.18
3. Total Supplemental County and Municipal Aid (<i>sum of Lines 1 and 2</i>)	\$48,222.49

Expenditure Restraint Incentive Program

- Only municipalities are eligible to receive Expenditure Restraint Incentive Program (ERIP) payments
- Under state law, in 2025, each municipality will receive a payment that is equal to the amount of the payment received by the municipality in 2024 (sec. 79.05(4), Wis. Stats., from 2023 WI Act 12 – notwithstanding subs. (2) and (3))

Contact Information

If you have questions, contact us at lgs@wisconsin.gov, (608) 266-8618 or (608) 261-5167.



State of Wisconsin • DEPARTMENT OF REVENUE

DIVISION OF STATE AND LOCAL FINANCE • BUREAU OF LOCAL GOVERNMENT SERVICES • 2135 RIMROCK RD MADISON, WI 53713

Mailing Address:
PO Box 8971 #6-97
Madison WI 53708-8971
Fax: (608) 264-6887
lgs@wisconsin.gov

September 13, 2024

LAURIE HEBERT
TOWN OF EAGLE POINT
14802 STATE HWY 124
CHIPPEWA FALLS WI 54729

Notice of Shared Revenue – 2025 Original Estimate

Notice Information

The Wisconsin Department of Revenue (DOR) is providing the **estimated** shared revenue amounts your local government will receive in 2025 under current state law for county and municipal aid, supplemental county and municipal aid, utility aid and the expenditure restraint incentive program. This does not include adjustments, shown on the July and November payment notices.

District	TOWN OF EAGLE POINT	County	CHIPPEWA	Co-muni code	09-020
-----------------	---------------------	---------------	----------	---------------------	--------

Estimate Information

For an explanation of each aid payment listed below, review the additional information in this notice.

2025 Original Estimate	
1. County and municipal aid	\$65,720.69
2. Utility aid	\$32,217.12
3. Supplemental county and municipal aid	\$87,057.75
4. Expenditure restraint incentive program	\$0.00
5. Total Estimated 2025 Payments (sum of Lines 1-4)	\$184,995.56

Payment Information

Your local government will receive two distributions in 2025 :

- July 28, 2025: 15% of Line 1, 2, and 3 and 100% of Line 4 (*shown above*)
- November 17, 2025: balance of your 2025 aid payments

County and Municipal Aid

Under state law, the county and municipal aid paid to each county and municipality must be equal to the amount determined in 2012 (sec. 79.036, Wis. Stats.) and adjusted for fallen protective services insurance reimbursement (sec. 79.036(4), Wis. Stats.).

County and Municipal Aid Calculation	
1. Prior year county and municipal aid	\$64,247.74
2. Increase due to sales tax revenue, including adjustments (<i>district changes</i>)	\$1,477.70
3. Fallen protective services insurance adjustment	-\$4.75
4. Fallen protective services insurance reimbursement (<i>reported to DOR</i>)	\$0.00
5. Total County and Municipal Aid (sum of Lines 1-4)	\$65,720.69

Utility Aid

- Under state law, utility aid is distributed to each county and municipality where tax-exempt utility property is located (sec. 79.04, Wis. Stats.)
- Utility companies report utility property information to DOR annually
- DOR uses the provided information to accurately calculate utility aid (*shown below*)

Utility Aid Calculation	
1. Net book value, <i>as of December 31, 2024 (including expected additions/retirements)</i>	\$10,739,041.00
2. Total net book value payment	\$32,217.12
3. Minimum payment	\$0.00
4. Megawatt capacity	0.0
5. Megawatt capacity payment	\$0.00
6. Closed/decommissioned production plant (phased down) payment	\$0.00
7. Subtotal (<i>sum of Lines 2, 3, 5 and 6</i>)	\$32,217.12
8. Population cap	\$1,419,500.00
9. Adjusted subtotal (<i>lesser of Line 7 or Line 8</i>)	\$32,217.12
10. Adjacent site incentive payment	\$0.00
11. Baseload incentive payment	\$0.00
12. Co-generation incentive payment	\$0.00
13. Alternative energy incentive payment	\$0.00
14. Total incentive payments (<i>sum of Lines 10 through 13</i>)	\$0.00
15. Spent nuclear fuel payment	\$0.00
16. Total Utility Aid – this is the utility aid payment listed on the front of the estimate (<i>sum of Lines 9, 14 and 15</i>)	\$32,217.12

Supplemental County and Municipal Aid

- Under state law, supplemental county and municipal aid paid to each county and municipality is determined by 2023 Wisconsin Act 12 (sec. 79.037, Wis. Stats.)
- For detailed information, review [county and municipal aid spreadsheet](#)

Supplemental County and Municipal Aid Calculation	
1. Prior year supplemental county and municipal aid	\$85,100.44
2. Increase due to sales tax revenue including adjustments (<i>district changes</i>)	\$1,957.31
3. Total Supplemental County and Municipal Aid (<i>sum of Lines 1 and 2</i>)	\$87,057.75

Expenditure Restraint Incentive Program

- Only municipalities are eligible to receive Expenditure Restraint Incentive Program (ERIP) payments
- Under state law, in 2025, each municipality will receive a payment that is equal to the amount of the payment received by the municipality in 2024 (sec. 79.05(4), Wis. Stats., from 2023 WI Act 12 – notwithstanding subs. (2) and (3))

Contact Information

If you have questions, contact us at lgs@wisconsin.gov, (608) 266-8618 or (608) 261-5167.



State of Wisconsin • DEPARTMENT OF REVENUE

DIVISION OF STATE AND LOCAL FINANCE • BUREAU OF LOCAL GOVERNMENT SERVICES • 2135 RIMROCK RD MADISON, WI 53713

Mailing Address:
PO Box 8971 #6-97
Madison WI 53708-8971
Fax: (608) 264-6887
lgs@wisconsin.gov

September 13, 2024

MARIE WILBUR
TOWN OF EDSON
2376 COUNTY HWY G
BOYD WI 54726-5949

Notice of Shared Revenue – 2025 Original Estimate

Notice Information

The Wisconsin Department of Revenue (DOR) is providing the **estimated** shared revenue amounts your local government will receive in 2025 under current state law for county and municipal aid, supplemental county and municipal aid, utility aid and the expenditure restraint incentive program. This does not include adjustments, shown on the July and November payment notices.

District	TOWN OF EDSON	County	CHIPPEWA	Co-muni code	09-022
-----------------	---------------	---------------	----------	---------------------	--------

Estimate Information

For an explanation of each aid payment listed below, review the additional information in this notice.

2025 Original Estimate	
1. County and municipal aid	\$72,004.05
2. Utility aid	\$0.00
3. Supplemental county and municipal aid	\$50,695.87
4. Expenditure restraint incentive program	\$0.00
5. Total Estimated 2025 Payments (sum of Lines 1-4)	\$122,699.92

Payment Information

Your local government will receive two distributions in 2025 :

- July 28, 2025: 15% of Line 1, 2, and 3 and 100% of Line 4 (*shown above*)
- November 17, 2025: balance of your 2025 aid payments

County and Municipal Aid

Under state law, the county and municipal aid paid to each county and municipality must be equal to the amount determined in 2012 (sec. 79.036, Wis. Stats.) and adjusted for fallen protective services insurance reimbursement (sec. 79.036(4), Wis. Stats.).

County and Municipal Aid Calculation	
1. Prior year county and municipal aid	\$70,390.27
2. Increase due to sales tax revenue, including adjustments (<i>district changes</i>)	\$1,618.98
3. Fallen protective services insurance adjustment	-\$5.20
4. Fallen protective services insurance reimbursement (<i>reported to DOR</i>)	\$0.00
5. Total County and Municipal Aid (sum of Lines 1-4)	\$72,004.05

Utility Aid

- Under state law, utility aid is distributed to each county and municipality where tax-exempt utility property is located (sec. 79.04, Wis. Stats.)
- Utility companies report utility property information to DOR annually
- DOR uses the provided information to accurately calculate utility aid (*shown below*)

Utility Aid Calculation	
1. Net book value, <i>as of December 31, 2024 (including expected additions/retirements)</i>	\$0.00
2. Total net book value payment	\$0.00
3. Minimum payment	\$0.00
4. Megawatt capacity	0.0
5. Megawatt capacity payment	\$0.00
6. Closed/decommissioned production plant (phased down) payment	\$0.00
7. Subtotal (<i>sum of Lines 2, 3, 5 and 6</i>)	\$0.00
8. Population cap	\$492,150.00
9. Adjusted subtotal (<i>lesser of Line 7 or Line 8</i>)	\$0.00
10. Adjacent site incentive payment	\$0.00
11. Baseload incentive payment	\$0.00
12. Co-generation incentive payment	\$0.00
13. Alternative energy incentive payment	\$0.00
14. Total incentive payments (<i>sum of Lines 10 through 13</i>)	\$0.00
15. Spent nuclear fuel payment	\$0.00
16. Total Utility Aid – this is the utility aid payment listed on the front of the estimate (<i>sum of Lines 9, 14 and 15</i>)	\$0.00

Supplemental County and Municipal Aid

- Under state law, supplemental county and municipal aid paid to each county and municipality is determined by 2023 Wisconsin Act 12 (sec. 79.037, Wis. Stats.)
- For detailed information, review [county and municipal aid spreadsheet](#)

Supplemental County and Municipal Aid Calculation	
1. Prior year supplemental county and municipal aid	\$49,556.08
2. Increase due to sales tax revenue including adjustments (<i>district changes</i>)	\$1,139.79
3. Total Supplemental County and Municipal Aid (<i>sum of Lines 1 and 2</i>)	\$50,695.87

Expenditure Restraint Incentive Program

- Only municipalities are eligible to receive Expenditure Restraint Incentive Program (ERIP) payments
- Under state law, in 2025, each municipality will receive a payment that is equal to the amount of the payment received by the municipality in 2024 (sec. 79.05(4), Wis. Stats., from 2023 WI Act 12 – notwithstanding subs. (2) and (3))

Contact Information

If you have questions, contact us at lgs@wisconsin.gov, (608) 266-8618 or (608) 261-5167.



State of Wisconsin • DEPARTMENT OF REVENUE

DIVISION OF STATE AND LOCAL FINANCE • BUREAU OF LOCAL GOVERNMENT SERVICES • 2135 RIMROCK RD MADISON, WI 53713

Mailing Address:
PO Box 8971 #6-97
Madison WI 53708-8971
Fax: (608) 264-6887
lgs@wisconsin.gov

September 13, 2024

LISA WESTMAN
TOWN OF ESTELLA
21870 COUNTY HIGHWAY EE
CORNELL WI 54732

Notice of Shared Revenue – 2025 Original Estimate

Notice Information

The Wisconsin Department of Revenue (DOR) is providing the **estimated** shared revenue amounts your local government will receive in 2025 under current state law for county and municipal aid, supplemental county and municipal aid, utility aid and the expenditure restraint incentive program. This does not include adjustments, shown on the July and November payment notices.

District	TOWN OF ESTELLA	County	CHIPPEWA	Co-muni code	09-024
-----------------	-----------------	---------------	----------	---------------------	--------

Estimate Information

For an explanation of each aid payment listed below, review the additional information in this notice.

2025 Original Estimate	
1. County and municipal aid	\$17,449.28
2. Utility aid	\$0.00
3. Supplemental county and municipal aid	\$38,943.38
4. Expenditure restraint incentive program	\$0.00
5. Total Estimated 2025 Payments (sum of Lines 1-4)	\$56,392.66

Payment Information

Your local government will receive two distributions in 2025 :

- July 28, 2025: 15% of Line 1, 2, and 3 and 100% of Line 4 (*shown above*)
- November 17, 2025: balance of your 2025 aid payments

County and Municipal Aid

Under state law, the county and municipal aid paid to each county and municipality must be equal to the amount determined in 2012 (sec. 79.036, Wis. Stats.) and adjusted for fallen protective services insurance reimbursement (sec. 79.036(4), Wis. Stats.).

County and Municipal Aid Calculation	
1. Prior year county and municipal aid	\$17,058.20
2. Increase due to sales tax revenue, including adjustments (<i>district changes</i>)	\$392.34
3. Fallen protective services insurance adjustment	-\$1.26
4. Fallen protective services insurance reimbursement (<i>reported to DOR</i>)	\$0.00
5. Total County and Municipal Aid (sum of Lines 1-4)	\$17,449.28

Utility Aid

- Under state law, utility aid is distributed to each county and municipality where tax-exempt utility property is located (sec. 79.04, Wis. Stats.)
- Utility companies report utility property information to DOR annually
- DOR uses the provided information to accurately calculate utility aid (*shown below*)

Utility Aid Calculation	
1. Net book value, <i>as of December 31, 2024 (including expected additions/retirements)</i>	\$0.00
2. Total net book value payment	\$0.00
3. Minimum payment	\$0.00
4. Megawatt capacity	0.0
5. Megawatt capacity payment	\$0.00
6. Closed/decommissioned production plant (phased down) payment	\$0.00
7. Subtotal (<i>sum of Lines 2, 3, 5 and 6</i>)	\$0.00
8. Population cap	\$199,325.00
9. Adjusted subtotal (<i>lesser of Line 7 or Line 8</i>)	\$0.00
10. Adjacent site incentive payment	\$0.00
11. Baseload incentive payment	\$0.00
12. Co-generation incentive payment	\$0.00
13. Alternative energy incentive payment	\$0.00
14. Total incentive payments (<i>sum of Lines 10 through 13</i>)	\$0.00
15. Spent nuclear fuel payment	\$0.00
16. Total Utility Aid – this is the utility aid payment listed on the front of the estimate <i>(sum of Lines 9, 14 and 15)</i>	\$0.00

Supplemental County and Municipal Aid

- Under state law, supplemental county and municipal aid paid to each county and municipality is determined by 2023 Wisconsin Act 12 (sec. 79.037, Wis. Stats.)
- For detailed information, review [county and municipal aid spreadsheet](#)

Supplemental County and Municipal Aid Calculation	
1. Prior year supplemental county and municipal aid	\$38,067.82
2. Increase due to sales tax revenue including adjustments (<i>district changes</i>)	\$875.56
3. Total Supplemental County and Municipal Aid (<i>sum of Lines 1 and 2</i>)	\$38,943.38

Expenditure Restraint Incentive Program

- Only municipalities are eligible to receive Expenditure Restraint Incentive Program (ERIP) payments
- Under state law, in 2025, each municipality will receive a payment that is equal to the amount of the payment received by the municipality in 2024 (sec. 79.05(4), Wis. Stats., from 2023 WI Act 12 – notwithstanding subs. (2) and (3))

Contact Information

If you have questions, contact us at lgs@wisconsin.gov, (608) 266-8618 or (608) 261-5167.



State of Wisconsin • DEPARTMENT OF REVENUE

DIVISION OF STATE AND LOCAL FINANCE • BUREAU OF LOCAL GOVERNMENT SERVICES • 2135 RIMROCK RD MADISON, WI 53713

Mailing Address:
PO Box 8971 #6-97
Madison WI 53708-8971
Fax: (608) 264-6887
lgs@wisconsin.gov

September 13, 2024

PETER DANIELSON
TOWN OF GOETZ
PO BOX 147
CADOTT WI 54727-0147

Notice of Shared Revenue – 2025 Original Estimate

Notice Information

The Wisconsin Department of Revenue (DOR) is providing the **estimated** shared revenue amounts your local government will receive in 2025 under current state law for county and municipal aid, supplemental county and municipal aid, utility aid and the expenditure restraint incentive program. This does not include adjustments, shown on the July and November payment notices.

District	TOWN OF GOETZ	County	CHIPPEWA	Co-muni code	09-026
-----------------	---------------	---------------	----------	---------------------	--------

Estimate Information

For an explanation of each aid payment listed below, review the additional information in this notice.

2025 Original Estimate	
1. County and municipal aid	\$53,350.22
2. Utility aid	\$0.00
3. Supplemental county and municipal aid	\$44,717.79
4. Expenditure restraint incentive program	\$0.00
5. Total Estimated 2025 Payments (sum of Lines 1-4)	\$98,068.01

Payment Information

Your local government will receive two distributions in 2025 :

- July 28, 2025: 15% of Line 1, 2, and 3 and 100% of Line 4 (*shown above*)
- November 17, 2025: balance of your 2025 aid payments

County and Municipal Aid

Under state law, the county and municipal aid paid to each county and municipality must be equal to the amount determined in 2012 (sec. 79.036, Wis. Stats.) and adjusted for fallen protective services insurance reimbursement (sec. 79.036(4), Wis. Stats.).

County and Municipal Aid Calculation	
1. Prior year county and municipal aid	\$52,154.52
2. Increase due to sales tax revenue, including adjustments (<i>district changes</i>)	\$1,199.55
3. Fallen protective services insurance adjustment	-\$3.85
4. Fallen protective services insurance reimbursement (<i>reported to DOR</i>)	\$0.00
5. Total County and Municipal Aid (sum of Lines 1-4)	\$53,350.22

Utility Aid

- Under state law, utility aid is distributed to each county and municipality where tax-exempt utility property is located (sec. 79.04, Wis. Stats.)
- Utility companies report utility property information to DOR annually
- DOR uses the provided information to accurately calculate utility aid (*shown below*)

Utility Aid Calculation	
1. Net book value, <i>as of December 31, 2024 (including expected additions/retirements)</i>	\$0.00
2. Total net book value payment	\$0.00
3. Minimum payment	\$0.00
4. Megawatt capacity	0.0
5. Megawatt capacity payment	\$0.00
6. Closed/decommissioned production plant (phased down) payment	\$0.00
7. Subtotal (<i>sum of Lines 2, 3, 5 and 6</i>)	\$0.00
8. Population cap	\$346,375.00
9. Adjusted subtotal (<i>lesser of Line 7 or Line 8</i>)	\$0.00
10. Adjacent site incentive payment	\$0.00
11. Baseload incentive payment	\$0.00
12. Co-generation incentive payment	\$0.00
13. Alternative energy incentive payment	\$0.00
14. Total incentive payments (<i>sum of Lines 10 through 13</i>)	\$0.00
15. Spent nuclear fuel payment	\$0.00
16. Total Utility Aid – this is the utility aid payment listed on the front of the estimate (<i>sum of Lines 9, 14 and 15</i>)	\$0.00

Supplemental County and Municipal Aid

- Under state law, supplemental county and municipal aid paid to each county and municipality is determined by 2023 Wisconsin Act 12 (sec. 79.037, Wis. Stats.)
- For detailed information, review [county and municipal aid spreadsheet](#)

Supplemental County and Municipal Aid Calculation	
1. Prior year supplemental county and municipal aid	\$43,712.40
2. Increase due to sales tax revenue including adjustments (<i>district changes</i>)	\$1,005.39
3. Total Supplemental County and Municipal Aid (<i>sum of Lines 1 and 2</i>)	\$44,717.79

Expenditure Restraint Incentive Program

- Only municipalities are eligible to receive Expenditure Restraint Incentive Program (ERIP) payments
- Under state law, in 2025, each municipality will receive a payment that is equal to the amount of the payment received by the municipality in 2024 (sec. 79.05(4), Wis. Stats., from 2023 WI Act 12 – notwithstanding subs. (2) and (3))

Contact Information

If you have questions, contact us at lgs@wisconsin.gov, (608) 266-8618 or (608) 261-5167.



State of Wisconsin • DEPARTMENT OF REVENUE

DIVISION OF STATE AND LOCAL FINANCE • BUREAU OF LOCAL GOVERNMENT SERVICES • 2135 RIMROCK RD MADISON, WI 53713

Mailing Address:
PO Box 8971 #6-97
Madison WI 53708-8971
Fax: (608) 264-6887
lgs@wisconsin.gov

September 13, 2024

JOHN ANDERSEN
TOWN OF HALLIE
13034 30TH AVE.
CHIPPEWA FALLS WI 54729

Notice of Shared Revenue – 2025 Original Estimate

Notice Information

The Wisconsin Department of Revenue (DOR) is providing the **estimated** shared revenue amounts your local government will receive in 2025 under current state law for county and municipal aid, supplemental county and municipal aid, utility aid and the expenditure restraint incentive program. This does not include adjustments, shown on the July and November payment notices.

District	TOWN OF HALLIE	County	CHIPPEWA	Co-muni code	09-028
-----------------	----------------	---------------	----------	---------------------	--------

Estimate Information

For an explanation of each aid payment listed below, review the additional information in this notice.

2025 Original Estimate	
1. County and municipal aid	\$9,404.00
2. Utility aid	\$670.08
3. Supplemental county and municipal aid	\$33,544.86
4. Expenditure restraint incentive program	\$0.00
5. Total Estimated 2025 Payments (sum of Lines 1-4)	\$43,618.94

Payment Information

Your local government will receive two distributions in 2025 :

- July 28, 2025: 15% of Line 1, 2, and 3 and 100% of Line 4 (*shown above*)
- November 17, 2025: balance of your 2025 aid payments

County and Municipal Aid

Under state law, the county and municipal aid paid to each county and municipality must be equal to the amount determined in 2012 (sec. 79.036, Wis. Stats.) and adjusted for fallen protective services insurance reimbursement (sec. 79.036(4), Wis. Stats.).

County and Municipal Aid Calculation	
1. Prior year county and municipal aid	\$9,193.24
2. Increase due to sales tax revenue, including adjustments (<i>district changes</i>)	\$211.44
3. Fallen protective services insurance adjustment	-\$0.68
4. Fallen protective services insurance reimbursement (<i>reported to DOR</i>)	\$0.00
5. Total County and Municipal Aid (sum of Lines 1-4)	\$9,404.00

Utility Aid

- Under state law, utility aid is distributed to each county and municipality where tax-exempt utility property is located (sec. 79.04, Wis. Stats.)
- Utility companies report utility property information to DOR annually
- DOR uses the provided information to accurately calculate utility aid (*shown below*)

Utility Aid Calculation	
1. Net book value, <i>as of December 31, 2024 (including expected additions/retirements)</i>	\$223,359.00
2. Total net book value payment	\$670.08
3. Minimum payment	\$0.00
4. Megawatt capacity	0.0
5. Megawatt capacity payment	\$0.00
6. Closed/decommissioned production plant (phased down) payment	\$0.00
7. Subtotal (<i>sum of Lines 2, 3, 5 and 6</i>)	\$670.08
8. Population cap	\$81,600.00
9. Adjusted subtotal (<i>lesser of Line 7 or Line 8</i>)	\$670.08
10. Adjacent site incentive payment	\$0.00
11. Baseload incentive payment	\$0.00
12. Co-generation incentive payment	\$0.00
13. Alternative energy incentive payment	\$0.00
14. Total incentive payments (<i>sum of Lines 10 through 13</i>)	\$0.00
15. Spent nuclear fuel payment	\$0.00
16. Total Utility Aid – this is the utility aid payment listed on the front of the estimate <i>(sum of Lines 9, 14 and 15)</i>	\$670.08

Supplemental County and Municipal Aid

- Under state law, supplemental county and municipal aid paid to each county and municipality is determined by 2023 Wisconsin Act 12 (sec. 79.037, Wis. Stats.)
- For detailed information, review [county and municipal aid spreadsheet](#)

Supplemental County and Municipal Aid Calculation	
1. Prior year supplemental county and municipal aid	\$32,790.67
2. Increase due to sales tax revenue including adjustments (<i>district changes</i>)	\$754.19
3. Total Supplemental County and Municipal Aid (<i>sum of Lines 1 and 2</i>)	\$33,544.86

Expenditure Restraint Incentive Program

- Only municipalities are eligible to receive Expenditure Restraint Incentive Program (ERIP) payments
- Under state law, in 2025, each municipality will receive a payment that is equal to the amount of the payment received by the municipality in 2024 (sec. 79.05(4), Wis. Stats., from 2023 WI Act 12 – notwithstanding subs. (2) and (3))

Contact Information

If you have questions, contact us at lgs@wisconsin.gov, (608) 266-8618 or (608) 261-5167.



State of Wisconsin • DEPARTMENT OF REVENUE

DIVISION OF STATE AND LOCAL FINANCE • BUREAU OF LOCAL GOVERNMENT SERVICES • 2135 RIMROCK RD MADISON, WI 53713

Mailing Address:
PO Box 8971 #6-97
Madison WI 53708-8971
Fax: (608) 264-6887
lgs@wisconsin.gov

September 13, 2024

SUSAN HAAKE
TOWN OF HOWARD
9750 30TH ST
COLFAX WI 54730

Notice of Shared Revenue – 2025 Original Estimate

Notice Information

The Wisconsin Department of Revenue (DOR) is providing the **estimated** shared revenue amounts your local government will receive in 2025 under current state law for county and municipal aid, supplemental county and municipal aid, utility aid and the expenditure restraint incentive program. This does not include adjustments, shown on the July and November payment notices.

District	TOWN OF HOWARD	County	CHIPPEWA	Co-muni code	09-032
-----------------	----------------	---------------	----------	---------------------	--------

Estimate Information

For an explanation of each aid payment listed below, review the additional information in this notice.

2025 Original Estimate	
1. County and municipal aid	\$33,005.02
2. Utility aid	\$0.00
3. Supplemental county and municipal aid	\$44,305.41
4. Expenditure restraint incentive program	\$0.00
5. Total Estimated 2025 Payments (sum of Lines 1-4)	\$77,310.43

Payment Information

Your local government will receive two distributions in 2025 :

- July 28, 2025: 15% of Line 1, 2, and 3 and 100% of Line 4 (*shown above*)
- November 17, 2025: balance of your 2025 aid payments

County and Municipal Aid

Under state law, the county and municipal aid paid to each county and municipality must be equal to the amount determined in 2012 (sec. 79.036, Wis. Stats.) and adjusted for fallen protective services insurance reimbursement (sec. 79.036(4), Wis. Stats.).

County and Municipal Aid Calculation	
1. Prior year county and municipal aid	\$32,265.30
2. Increase due to sales tax revenue, including adjustments (<i>district changes</i>)	\$742.10
3. Fallen protective services insurance adjustment	-\$2.38
4. Fallen protective services insurance reimbursement (<i>reported to DOR</i>)	\$0.00
5. Total County and Municipal Aid (sum of Lines 1-4)	\$33,005.02

Utility Aid

- Under state law, utility aid is distributed to each county and municipality where tax-exempt utility property is located (sec. 79.04, Wis. Stats.)
- Utility companies report utility property information to DOR annually
- DOR uses the provided information to accurately calculate utility aid (*shown below*)

Utility Aid Calculation	
1. Net book value, <i>as of December 31, 2024 (including expected additions/retirements)</i>	\$0.00
2. Total net book value payment	\$0.00
3. Minimum payment	\$0.00
4. Megawatt capacity	0.0
5. Megawatt capacity payment	\$0.00
6. Closed/decommissioned production plant (phased down) payment	\$0.00
7. Subtotal (<i>sum of Lines 2, 3, 5 and 6</i>)	\$0.00
8. Population cap	\$342,550.00
9. Adjusted subtotal (<i>lesser of Line 7 or Line 8</i>)	\$0.00
10. Adjacent site incentive payment	\$0.00
11. Baseload incentive payment	\$0.00
12. Co-generation incentive payment	\$0.00
13. Alternative energy incentive payment	\$0.00
14. Total incentive payments (<i>sum of Lines 10 through 13</i>)	\$0.00
15. Spent nuclear fuel payment	\$0.00
16. Total Utility Aid – this is the utility aid payment listed on the front of the estimate (<i>sum of Lines 9, 14 and 15</i>)	\$0.00

Supplemental County and Municipal Aid

- Under state law, supplemental county and municipal aid paid to each county and municipality is determined by 2023 Wisconsin Act 12 (sec. 79.037, Wis. Stats.)
- For detailed information, review [county and municipal aid spreadsheet](#)

Supplemental County and Municipal Aid Calculation	
1. Prior year supplemental county and municipal aid	\$43,309.30
2. Increase due to sales tax revenue including adjustments (<i>district changes</i>)	\$996.11
3. Total Supplemental County and Municipal Aid (<i>sum of Lines 1 and 2</i>)	\$44,305.41

Expenditure Restraint Incentive Program

- Only municipalities are eligible to receive Expenditure Restraint Incentive Program (ERIP) payments
- Under state law, in 2025, each municipality will receive a payment that is equal to the amount of the payment received by the municipality in 2024 (sec. 79.05(4), Wis. Stats., from 2023 WI Act 12 – notwithstanding subs. (2) and (3))

Contact Information

If you have questions, contact us at lgs@wisconsin.gov, (608) 266-8618 or (608) 261-5167.



State of Wisconsin • DEPARTMENT OF REVENUE

DIVISION OF STATE AND LOCAL FINANCE • BUREAU OF LOCAL GOVERNMENT SERVICES • 2135 RIMROCK RD MADISON, WI 53713

Mailing Address:
PO Box 8971 #6-97
Madison WI 53708-8971
Fax: (608) 264-6887
lgs@wisconsin.gov

September 13, 2024

LAURA KONWINSKI
TOWN OF LAFAYETTE
5765 197TH ST
CHIPPEWA FALLS WI 54729-9128

Notice of Shared Revenue – 2025 Original Estimate

Notice Information

The Wisconsin Department of Revenue (DOR) is providing the **estimated** shared revenue amounts your local government will receive in 2025 under current state law for county and municipal aid, supplemental county and municipal aid, utility aid and the expenditure restraint incentive program. This does not include adjustments, shown on the July and November payment notices.

District	TOWN OF LAFAYETTE	County	CHIPPEWA	Co-muni code	09-034
-----------------	-------------------	---------------	----------	---------------------	--------

Estimate Information

For an explanation of each aid payment listed below, review the additional information in this notice.

2025 Original Estimate	
1. County and municipal aid	\$90,262.00
2. Utility aid	\$141,102.36
3. Supplemental county and municipal aid	\$176,102.86
4. Expenditure restraint incentive program	\$0.00
5. Total Estimated 2025 Payments (sum of Lines 1-4)	\$407,467.22

Payment Information

Your local government will receive two distributions in 2025 :

- July 28, 2025: 15% of Line 1, 2, and 3 and 100% of Line 4 (*shown above*)
- November 17, 2025: balance of your 2025 aid payments

County and Municipal Aid

Under state law, the county and municipal aid paid to each county and municipality must be equal to the amount determined in 2012 (sec. 79.036, Wis. Stats.) and adjusted for fallen protective services insurance reimbursement (sec. 79.036(4), Wis. Stats.).

County and Municipal Aid Calculation	
1. Prior year county and municipal aid	\$88,239.02
2. Increase due to sales tax revenue, including adjustments (<i>district changes</i>)	\$2,029.50
3. Fallen protective services insurance adjustment	-\$6.52
4. Fallen protective services insurance reimbursement (<i>reported to DOR</i>)	\$0.00
5. Total County and Municipal Aid (sum of Lines 1-4)	\$90,262.00

Utility Aid

- Under state law, utility aid is distributed to each county and municipality where tax-exempt utility property is located (sec. 79.04, Wis. Stats.)
- Utility companies report utility property information to DOR annually
- DOR uses the provided information to accurately calculate utility aid (*shown below*)

Utility Aid Calculation	
1. Net book value, <i>as of December 31, 2024 (including expected additions/retirements)</i>	\$18,506,339.00
2. Total net book value payment	\$55,519.02
3. Minimum payment	\$0.00
4. Megawatt capacity	39.5
5. Megawatt capacity payment	\$26,333.34
6. Closed/decommissioned production plant (phased down) payment	\$0.00
7. Subtotal (<i>sum of Lines 2, 3, 5 and 6</i>)	\$81,852.36
8. Population cap	\$2,815,200.00
9. Adjusted subtotal (<i>lesser of Line 7 or Line 8</i>)	\$81,852.36
10. Adjacent site incentive payment	\$0.00
11. Baseload incentive payment	\$0.00
12. Co-generation incentive payment	\$0.00
13. Alternative energy incentive payment	\$59,250.00
14. Total incentive payments (<i>sum of Lines 10 through 13</i>)	\$59,250.00
15. Spent nuclear fuel payment	\$0.00
16. Total Utility Aid – this is the utility aid payment listed on the front of the estimate (<i>sum of Lines 9, 14 and 15</i>)	\$141,102.36

Supplemental County and Municipal Aid

- Under state law, supplemental county and municipal aid paid to each county and municipality is determined by 2023 Wisconsin Act 12 (sec. 79.037, Wis. Stats.)
- For detailed information, review [county and municipal aid spreadsheet](#)

Supplemental County and Municipal Aid Calculation	
1. Prior year supplemental county and municipal aid	\$172,143.56
2. Increase due to sales tax revenue including adjustments (<i>district changes</i>)	\$3,959.30
3. Total Supplemental County and Municipal Aid (<i>sum of Lines 1 and 2</i>)	\$176,102.86

Expenditure Restraint Incentive Program

- Only municipalities are eligible to receive Expenditure Restraint Incentive Program (ERIP) payments
- Under state law, in 2025, each municipality will receive a payment that is equal to the amount of the payment received by the municipality in 2024 (sec. 79.05(4), Wis. Stats., from 2023 WI Act 12 – notwithstanding subs. (2) and (3))

Contact Information

If you have questions, contact us at lgs@wisconsin.gov, (608) 266-8618 or (608) 261-5167.



State of Wisconsin • DEPARTMENT OF REVENUE

DIVISION OF STATE AND LOCAL FINANCE • BUREAU OF LOCAL GOVERNMENT SERVICES • 2135 RIMROCK RD MADISON, WI 53713

Mailing Address:
PO Box 8971 #6-97
Madison WI 53708-8971
Fax: (608) 264-6887
lgs@wisconsin.gov

September 13, 2024

TRACEY LARSON
TOWN OF LAKE HOLCOMBE
PO BOX 280
HOLCOMBE WI 54745

Notice of Shared Revenue – 2025 Original Estimate

Notice Information

The Wisconsin Department of Revenue (DOR) is providing the **estimated** shared revenue amounts your local government will receive in 2025 under current state law for county and municipal aid, supplemental county and municipal aid, utility aid and the expenditure restraint incentive program. This does not include adjustments, shown on the July and November payment notices.

District	TOWN OF LAKE HOLCOMBE	County	CHIPPEWA	Co-muni code	09-035
-----------------	-----------------------	---------------	----------	---------------------	--------

Estimate Information

For an explanation of each aid payment listed below, review the additional information in this notice.

2025 Original Estimate	
1. County and municipal aid	\$18,355.89
2. Utility aid	\$80,576.16
3. Supplemental county and municipal aid	\$48,153.79
4. Expenditure restraint incentive program	\$0.00
5. Total Estimated 2025 Payments (sum of Lines 1-4)	\$147,085.84

Payment Information

Your local government will receive two distributions in 2025 :

- July 28, 2025: 15% of Line 1, 2, and 3 and 100% of Line 4 (*shown above*)
- November 17, 2025: balance of your 2025 aid payments

County and Municipal Aid

Under state law, the county and municipal aid paid to each county and municipality must be equal to the amount determined in 2012 (sec. 79.036, Wis. Stats.) and adjusted for fallen protective services insurance reimbursement (sec. 79.036(4), Wis. Stats.).

County and Municipal Aid Calculation	
1. Prior year county and municipal aid	\$17,944.50
2. Increase due to sales tax revenue, including adjustments (<i>district changes</i>)	\$412.72
3. Fallen protective services insurance adjustment	-\$1.33
4. Fallen protective services insurance reimbursement (<i>reported to DOR</i>)	\$0.00
5. Total County and Municipal Aid (sum of Lines 1-4)	\$18,355.89

Utility Aid

- Under state law, utility aid is distributed to each county and municipality where tax-exempt utility property is located (sec. 79.04, Wis. Stats.)
- Utility companies report utility property information to DOR annually
- DOR uses the provided information to accurately calculate utility aid (*shown below*)

Utility Aid Calculation	
1. Net book value, <i>as of December 31, 2024 (including expected additions/retirements)</i>	\$2,447,606.00
2. Total net book value payment	\$7,342.82
3. Minimum payment	\$0.00
4. Megawatt capacity	33.8
5. Megawatt capacity payment	\$22,533.34
6. Closed/decommissioned production plant (phased down) payment	\$0.00
7. Subtotal (<i>sum of Lines 2, 3, 5 and 6</i>)	\$29,876.16
8. Population cap	\$433,500.00
9. Adjusted subtotal (<i>lesser of Line 7 or Line 8</i>)	\$29,876.16
10. Adjacent site incentive payment	\$0.00
11. Baseload incentive payment	\$0.00
12. Co-generation incentive payment	\$0.00
13. Alternative energy incentive payment	\$50,700.00
14. Total incentive payments (<i>sum of Lines 10 through 13</i>)	\$50,700.00
15. Spent nuclear fuel payment	\$0.00
16. Total Utility Aid – this is the utility aid payment listed on the front of the estimate (<i>sum of Lines 9, 14 and 15</i>)	\$80,576.16

Supplemental County and Municipal Aid

- Under state law, supplemental county and municipal aid paid to each county and municipality is determined by 2023 Wisconsin Act 12 (sec. 79.037, Wis. Stats.)
- For detailed information, review [county and municipal aid spreadsheet](#)

Supplemental County and Municipal Aid Calculation	
1. Prior year supplemental county and municipal aid	\$47,071.15
2. Increase due to sales tax revenue including adjustments (<i>district changes</i>)	\$1,082.64
3. Total Supplemental County and Municipal Aid (<i>sum of Lines 1 and 2</i>)	\$48,153.79

Expenditure Restraint Incentive Program

- Only municipalities are eligible to receive Expenditure Restraint Incentive Program (ERIP) payments
- Under state law, in 2025, each municipality will receive a payment that is equal to the amount of the payment received by the municipality in 2024 (sec. 79.05(4), Wis. Stats., from 2023 WI Act 12 – notwithstanding subs. (2) and (3))

Contact Information

If you have questions, contact us at lgs@wisconsin.gov, (608) 266-8618 or (608) 261-5167.



State of Wisconsin • DEPARTMENT OF REVENUE

DIVISION OF STATE AND LOCAL FINANCE • BUREAU OF LOCAL GOVERNMENT SERVICES • 2135 RIMROCK RD MADISON, WI 53713

Mailing Address:
PO Box 8971 #6-97
Madison WI 53708-8971
Fax: (608) 264-6887
lgs@wisconsin.gov

September 13, 2024

JOY JONES
TOWN OF RUBY
31700 COUNTY HWY M
HOLCOMBE WI 54745

Notice of Shared Revenue – 2025 Original Estimate

Notice Information

The Wisconsin Department of Revenue (DOR) is providing the **estimated** shared revenue amounts your local government will receive in 2025 under current state law for county and municipal aid, supplemental county and municipal aid, utility aid and the expenditure restraint incentive program. This does not include adjustments, shown on the July and November payment notices.

District	TOWN OF RUBY	County	CHIPPEWA	Co-muni code	09-036
-----------------	--------------	---------------	----------	---------------------	--------

Estimate Information

For an explanation of each aid payment listed below, review the additional information in this notice.

2025 Original Estimate	
1. County and municipal aid	\$21,570.09
2. Utility aid	\$3,618.58
3. Supplemental county and municipal aid	\$38,737.10
4. Expenditure restraint incentive program	\$0.00
5. Total Estimated 2025 Payments (sum of Lines 1-4)	\$63,925.77

Payment Information

Your local government will receive two distributions in 2025 :

- July 28, 2025: 15% of Line 1, 2, and 3 and 100% of Line 4 (*shown above*)
- November 17, 2025: balance of your 2025 aid payments

County and Municipal Aid

Under state law, the county and municipal aid paid to each county and municipality must be equal to the amount determined in 2012 (sec. 79.036, Wis. Stats.) and adjusted for fallen protective services insurance reimbursement (sec. 79.036(4), Wis. Stats.).

County and Municipal Aid Calculation	
1. Prior year county and municipal aid	\$21,086.66
2. Increase due to sales tax revenue, including adjustments (<i>district changes</i>)	\$484.99
3. Fallen protective services insurance adjustment	-\$1.56
4. Fallen protective services insurance reimbursement (<i>reported to DOR</i>)	\$0.00
5. Total County and Municipal Aid (sum of Lines 1-4)	\$21,570.09

Utility Aid

- Under state law, utility aid is distributed to each county and municipality where tax-exempt utility property is located (sec. 79.04, Wis. Stats.)
- Utility companies report utility property information to DOR annually
- DOR uses the provided information to accurately calculate utility aid (*shown below*)

Utility Aid Calculation	
1. Net book value, as of December 31, 2024 (including expected additions/retirements)	\$1,206,194.00
2. Total net book value payment	\$3,618.58
3. Minimum payment	\$0.00
4. Megawatt capacity	0.0
5. Megawatt capacity payment	\$0.00
6. Closed/decommissioned production plant (phased down) payment	\$0.00
7. Subtotal (sum of Lines 2, 3, 5 and 6)	\$3,618.58
8. Population cap	\$201,875.00
9. Adjusted subtotal (lesser of Line 7 or Line 8)	\$3,618.58
10. Adjacent site incentive payment	\$0.00
11. Baseload incentive payment	\$0.00
12. Co-generation incentive payment	\$0.00
13. Alternative energy incentive payment	\$0.00
14. Total incentive payments (sum of Lines 10 through 13)	\$0.00
15. Spent nuclear fuel payment	\$0.00
16. Total Utility Aid – this is the utility aid payment listed on the front of the estimate (sum of Lines 9, 14 and 15)	\$3,618.58

Supplemental County and Municipal Aid

- Under state law, supplemental county and municipal aid paid to each county and municipality is determined by 2023 Wisconsin Act 12 (sec. 79.037, Wis. Stats.)
- For detailed information, review [county and municipal aid spreadsheet](#)

Supplemental County and Municipal Aid Calculation	
1. Prior year supplemental county and municipal aid	\$37,866.18
2. Increase due to sales tax revenue including adjustments (district changes)	\$870.92
3. Total Supplemental County and Municipal Aid (sum of Lines 1 and 2)	\$38,737.10

Expenditure Restraint Incentive Program

- Only municipalities are eligible to receive Expenditure Restraint Incentive Program (ERIP) payments
- Under state law, in 2025, each municipality will receive a payment that is equal to the amount of the payment received by the municipality in 2024 (sec. 79.05(4), Wis. Stats., from 2023 WI Act 12 – notwithstanding subs. (2) and (3))

Contact Information

If you have questions, contact us at lgs@wisconsin.gov, (608) 266-8618 or (608) 261-5167.



State of Wisconsin • DEPARTMENT OF REVENUE

DIVISION OF STATE AND LOCAL FINANCE • BUREAU OF LOCAL GOVERNMENT SERVICES • 2135 RIMROCK RD MADISON, WI 53713

Mailing Address:
PO Box 8971 #6-97
Madison WI 53708-8971
Fax: (608) 264-6887
lgs@wisconsin.gov

September 13, 2024

LOUISE CODY
TOWN OF SAMPSON
10770 270TH AVE
NEW AUBURN WI 54757-8016

Notice of Shared Revenue – 2025 Original Estimate

Notice Information

The Wisconsin Department of Revenue (DOR) is providing the **estimated** shared revenue amounts your local government will receive in 2025 under current state law for county and municipal aid, supplemental county and municipal aid, utility aid and the expenditure restraint incentive program. This does not include adjustments, shown on the July and November payment notices.

District	TOWN OF SAMPSON	County	CHIPPEWA	Co-muni code	09-038
-----------------	-----------------	---------------	----------	---------------------	--------

Estimate Information

For an explanation of each aid payment listed below, review the additional information in this notice.

2025 Original Estimate	
1. County and municipal aid	\$20,429.25
2. Utility aid	\$0.00
3. Supplemental county and municipal aid	\$47,621.26
4. Expenditure restraint incentive program	\$0.00
5. Total Estimated 2025 Payments (sum of Lines 1-4)	\$68,050.51

Payment Information

Your local government will receive two distributions in 2025 :

- July 28, 2025: 15% of Line 1, 2, and 3 and 100% of Line 4 (*shown above*)
- November 17, 2025: balance of your 2025 aid payments

County and Municipal Aid

Under state law, the county and municipal aid paid to each county and municipality must be equal to the amount determined in 2012 (sec. 79.036, Wis. Stats.) and adjusted for fallen protective services insurance reimbursement (sec. 79.036(4), Wis. Stats.).

County and Municipal Aid Calculation	
1. Prior year county and municipal aid	\$19,971.39
2. Increase due to sales tax revenue, including adjustments (<i>district changes</i>)	\$459.34
3. Fallen protective services insurance adjustment	-\$1.48
4. Fallen protective services insurance reimbursement (<i>reported to DOR</i>)	\$0.00
5. Total County and Municipal Aid (sum of Lines 1-4)	\$20,429.25

Utility Aid

- Under state law, utility aid is distributed to each county and municipality where tax-exempt utility property is located (sec. 79.04, Wis. Stats.)
- Utility companies report utility property information to DOR annually
- DOR uses the provided information to accurately calculate utility aid (*shown below*)

Utility Aid Calculation	
1. Net book value, <i>as of December 31, 2024 (including expected additions/retirements)</i>	\$0.00
2. Total net book value payment	\$0.00
3. Minimum payment	\$0.00
4. Megawatt capacity	0.0
5. Megawatt capacity payment	\$0.00
6. Closed/decommissioned production plant (phased down) payment	\$0.00
7. Subtotal (<i>sum of Lines 2, 3, 5 and 6</i>)	\$0.00
8. Population cap	\$429,250.00
9. Adjusted subtotal (<i>lesser of Line 7 or Line 8</i>)	\$0.00
10. Adjacent site incentive payment	\$0.00
11. Baseload incentive payment	\$0.00
12. Co-generation incentive payment	\$0.00
13. Alternative energy incentive payment	\$0.00
14. Total incentive payments (<i>sum of Lines 10 through 13</i>)	\$0.00
15. Spent nuclear fuel payment	\$0.00
16. Total Utility Aid – this is the utility aid payment listed on the front of the estimate (<i>sum of Lines 9, 14 and 15</i>)	\$0.00

Supplemental County and Municipal Aid

- Under state law, supplemental county and municipal aid paid to each county and municipality is determined by 2023 Wisconsin Act 12 (sec. 79.037, Wis. Stats.)
- For detailed information, review [county and municipal aid spreadsheet](#)

Supplemental County and Municipal Aid Calculation	
1. Prior year supplemental county and municipal aid	\$46,550.60
2. Increase due to sales tax revenue including adjustments (<i>district changes</i>)	\$1,070.66
3. Total Supplemental County and Municipal Aid (<i>sum of Lines 1 and 2</i>)	\$47,621.26

Expenditure Restraint Incentive Program

- Only municipalities are eligible to receive Expenditure Restraint Incentive Program (ERIP) payments
- Under state law, in 2025, each municipality will receive a payment that is equal to the amount of the payment received by the municipality in 2024 (sec. 79.05(4), Wis. Stats., from 2023 WI Act 12 – notwithstanding subs. (2) and (3))

Contact Information

If you have questions, contact us at lgs@wisconsin.gov, (608) 266-8618 or (608) 261-5167.



State of Wisconsin • DEPARTMENT OF REVENUE

DIVISION OF STATE AND LOCAL FINANCE • BUREAU OF LOCAL GOVERNMENT SERVICES • 2135 RIMROCK RD MADISON, WI 53713

Mailing Address:
PO Box 8971 #6-97
Madison WI 53708-8971
Fax: (608) 264-6887
lgs@wisconsin.gov

September 13, 2024

DEB YEAGER
TOWN OF SIGEL
1586 STATE HWY 27
CADOTT WI 54727

Notice of Shared Revenue – 2025 Original Estimate

Notice Information

The Wisconsin Department of Revenue (DOR) is providing the **estimated** shared revenue amounts your local government will receive in 2025 under current state law for county and municipal aid, supplemental county and municipal aid, utility aid and the expenditure restraint incentive program. This does not include adjustments, shown on the July and November payment notices.

District	TOWN OF SIGEL	County	CHIPPEWA	Co-muni code	09-040
-----------------	---------------	---------------	----------	---------------------	--------

Estimate Information

For an explanation of each aid payment listed below, review the additional information in this notice.

2025 Original Estimate	
1. County and municipal aid	\$46,492.90
2. Utility aid	\$665.02
3. Supplemental county and municipal aid	\$50,695.87
4. Expenditure restraint incentive program	\$0.00
5. Total Estimated 2025 Payments (sum of Lines 1-4)	\$97,853.79

Payment Information

Your local government will receive two distributions in 2025 :

- July 28, 2025: 15% of Line 1, 2, and 3 and 100% of Line 4 (*shown above*)
- November 17, 2025: balance of your 2025 aid payments

County and Municipal Aid

Under state law, the county and municipal aid paid to each county and municipality must be equal to the amount determined in 2012 (sec. 79.036, Wis. Stats.) and adjusted for fallen protective services insurance reimbursement (sec. 79.036(4), Wis. Stats.).

County and Municipal Aid Calculation	
1. Prior year county and municipal aid	\$45,450.89
2. Increase due to sales tax revenue, including adjustments (<i>district changes</i>)	\$1,045.37
3. Fallen protective services insurance adjustment	-\$3.36
4. Fallen protective services insurance reimbursement (<i>reported to DOR</i>)	\$0.00
5. Total County and Municipal Aid (sum of Lines 1-4)	\$46,492.90

Utility Aid

- Under state law, utility aid is distributed to each county and municipality where tax-exempt utility property is located (sec. 79.04, Wis. Stats.)
- Utility companies report utility property information to DOR annually
- DOR uses the provided information to accurately calculate utility aid (*shown below*)

Utility Aid Calculation	
1. Net book value, <i>as of December 31, 2024 (including expected additions/retirements)</i>	\$221,672.00
2. Total net book value payment	\$665.02
3. Minimum payment	\$0.00
4. Megawatt capacity	0.0
5. Megawatt capacity payment	\$0.00
6. Closed/decommissioned production plant (phased down) payment	\$0.00
7. Subtotal (<i>sum of Lines 2, 3, 5 and 6</i>)	\$665.02
8. Population cap	\$508,725.00
9. Adjusted subtotal (<i>lesser of Line 7 or Line 8</i>)	\$665.02
10. Adjacent site incentive payment	\$0.00
11. Baseload incentive payment	\$0.00
12. Co-generation incentive payment	\$0.00
13. Alternative energy incentive payment	\$0.00
14. Total incentive payments (<i>sum of Lines 10 through 13</i>)	\$0.00
15. Spent nuclear fuel payment	\$0.00
16. Total Utility Aid – this is the utility aid payment listed on the front of the estimate <i>(sum of Lines 9, 14 and 15)</i>	\$665.02

Supplemental County and Municipal Aid

- Under state law, supplemental county and municipal aid paid to each county and municipality is determined by 2023 Wisconsin Act 12 (sec. 79.037, Wis. Stats.)
- For detailed information, review [county and municipal aid spreadsheet](#)

Supplemental County and Municipal Aid Calculation	
1. Prior year supplemental county and municipal aid	\$49,556.08
2. Increase due to sales tax revenue including adjustments (<i>district changes</i>)	\$1,139.79
3. Total Supplemental County and Municipal Aid (<i>sum of Lines 1 and 2</i>)	\$50,695.87

Expenditure Restraint Incentive Program

- Only municipalities are eligible to receive Expenditure Restraint Incentive Program (ERIP) payments
- Under state law, in 2025, each municipality will receive a payment that is equal to the amount of the payment received by the municipality in 2024 (sec. 79.05(4), Wis. Stats., from 2023 WI Act 12 – notwithstanding subs. (2) and (3))

Contact Information

If you have questions, contact us at lgs@wisconsin.gov, (608) 266-8618 or (608) 261-5167.



State of Wisconsin • DEPARTMENT OF REVENUE

DIVISION OF STATE AND LOCAL FINANCE • BUREAU OF LOCAL GOVERNMENT SERVICES • 2135 RIMROCK RD MADISON, WI 53713

Mailing Address:
PO Box 8971 #6-97
Madison WI 53708-8971
Fax: (608) 264-6887
lgs@wisconsin.gov

September 13, 2024

JULIE GEISLER
TOWN OF TILDEN
10790 100TH AVE
CHIPPEWA FALLS WI 54729

Notice of Shared Revenue – 2025 Original Estimate

Notice Information

The Wisconsin Department of Revenue (DOR) is providing the **estimated** shared revenue amounts your local government will receive in 2025 under current state law for county and municipal aid, supplemental county and municipal aid, utility aid and the expenditure restraint incentive program. This does not include adjustments, shown on the July and November payment notices.

District	TOWN OF TILDEN	County	CHIPPEWA	Co-muni code	09-042
-----------------	----------------	---------------	----------	---------------------	--------

Estimate Information

For an explanation of each aid payment listed below, review the additional information in this notice.

2025 Original Estimate	
1. County and municipal aid	\$33,550.07
2. Utility aid	\$193.37
3. Supplemental county and municipal aid	\$57,289.34
4. Expenditure restraint incentive program	\$0.00
5. Total Estimated 2025 Payments (sum of Lines 1-4)	\$91,032.78

Payment Information

Your local government will receive two distributions in 2025 :

- July 28, 2025: 15% of Line 1, 2, and 3 and 100% of Line 4 (*shown above*)
- November 17, 2025: balance of your 2025 aid payments

County and Municipal Aid

Under state law, the county and municipal aid paid to each county and municipality must be equal to the amount determined in 2012 (sec. 79.036, Wis. Stats.) and adjusted for fallen protective services insurance reimbursement (sec. 79.036(4), Wis. Stats.).

County and Municipal Aid Calculation	
1. Prior year county and municipal aid	\$32,798.13
2. Increase due to sales tax revenue, including adjustments (<i>district changes</i>)	\$754.36
3. Fallen protective services insurance adjustment	-\$2.42
4. Fallen protective services insurance reimbursement (<i>reported to DOR</i>)	\$0.00
5. Total County and Municipal Aid (sum of Lines 1-4)	\$33,550.07

Utility Aid

- Under state law, utility aid is distributed to each county and municipality where tax-exempt utility property is located (sec. 79.04, Wis. Stats.)
- Utility companies report utility property information to DOR annually
- DOR uses the provided information to accurately calculate utility aid (*shown below*)

Utility Aid Calculation	
1. Net book value, <i>as of December 31, 2024 (including expected additions/retirements)</i>	\$64,457.00
2. Total net book value payment	\$193.37
3. Minimum payment	\$0.00
4. Megawatt capacity	0.0
5. Megawatt capacity payment	\$0.00
6. Closed/decommissioned production plant (phased down) payment	\$0.00
7. Subtotal (<i>sum of Lines 2, 3, 5 and 6</i>)	\$193.37
8. Population cap	\$659,600.00
9. Adjusted subtotal (<i>lesser of Line 7 or Line 8</i>)	\$193.37
10. Adjacent site incentive payment	\$0.00
11. Baseload incentive payment	\$0.00
12. Co-generation incentive payment	\$0.00
13. Alternative energy incentive payment	\$0.00
14. Total incentive payments (<i>sum of Lines 10 through 13</i>)	\$0.00
15. Spent nuclear fuel payment	\$0.00
16. Total Utility Aid – this is the utility aid payment listed on the front of the estimate <i>(sum of Lines 9, 14 and 15)</i>	\$193.37

Supplemental County and Municipal Aid

- Under state law, supplemental county and municipal aid paid to each county and municipality is determined by 2023 Wisconsin Act 12 (sec. 79.037, Wis. Stats.)
- For detailed information, review [county and municipal aid spreadsheet](#)

Supplemental County and Municipal Aid Calculation	
1. Prior year supplemental county and municipal aid	\$56,001.31
2. Increase due to sales tax revenue including adjustments (<i>district changes</i>)	\$1,288.03
3. Total Supplemental County and Municipal Aid (<i>sum of Lines 1 and 2</i>)	\$57,289.34

Expenditure Restraint Incentive Program

- Only municipalities are eligible to receive Expenditure Restraint Incentive Program (ERIP) payments
- Under state law, in 2025, each municipality will receive a payment that is equal to the amount of the payment received by the municipality in 2024 (sec. 79.05(4), Wis. Stats., from 2023 WI Act 12 – notwithstanding subs. (2) and (3))

Contact Information

If you have questions, contact us at lgs@wisconsin.gov, (608) 266-8618 or (608) 261-5167.



State of Wisconsin • DEPARTMENT OF REVENUE

DIVISION OF STATE AND LOCAL FINANCE • BUREAU OF LOCAL GOVERNMENT SERVICES • 2135 RIMROCK RD MADISON, WI 53713

Mailing Address:
PO Box 8971 #6-97
Madison WI 53708-8971
Fax: (608) 264-6887
lgs@wisconsin.gov

September 13, 2024

SCOTT DEUTSCHER
TOWN OF WHEATON
4975 COUNTY HWY T
CHIPPEWA FALLS WI 54729-9556

Notice of Shared Revenue – 2025 Original Estimate

Notice Information

The Wisconsin Department of Revenue (DOR) is providing the **estimated** shared revenue amounts your local government will receive in 2025 under current state law for county and municipal aid, supplemental county and municipal aid, utility aid and the expenditure restraint incentive program. This does not include adjustments, shown on the July and November payment notices.

District	TOWN OF WHEATON	County	CHIPPEWA	Co-muni code	09-044
-----------------	-----------------	---------------	----------	---------------------	--------

Estimate Information

For an explanation of each aid payment listed below, review the additional information in this notice.

2025 Original Estimate	
1. County and municipal aid	\$54,408.19
2. Utility aid	\$273,736.94
3. Supplemental county and municipal aid	\$79,073.29
4. Expenditure restraint incentive program	\$0.00
5. Total Estimated 2025 Payments (sum of Lines 1-4)	\$407,218.42

Payment Information

Your local government will receive two distributions in 2025 :

- July 28, 2025: 15% of Line 1, 2, and 3 and 100% of Line 4 (*shown above*)
- November 17, 2025: balance of your 2025 aid payments

County and Municipal Aid

Under state law, the county and municipal aid paid to each county and municipality must be equal to the amount determined in 2012 (sec. 79.036, Wis. Stats.) and adjusted for fallen protective services insurance reimbursement (sec. 79.036(4), Wis. Stats.).

County and Municipal Aid Calculation	
1. Prior year county and municipal aid	\$53,188.78
2. Increase due to sales tax revenue, including adjustments (<i>district changes</i>)	\$1,223.34
3. Fallen protective services insurance adjustment	-\$3.93
4. Fallen protective services insurance reimbursement (<i>reported to DOR</i>)	\$0.00
5. Total County and Municipal Aid (sum of Lines 1-4)	\$54,408.19

Utility Aid

- Under state law, utility aid is distributed to each county and municipality where tax-exempt utility property is located (sec. 79.04, Wis. Stats.)
- Utility companies report utility property information to DOR annually
- DOR uses the provided information to accurately calculate utility aid (*shown below*)

Utility Aid Calculation	
1. Net book value, <i>as of December 31, 2024 (including expected additions/retirements)</i>	\$8,067,859.00
2. Total net book value payment	\$24,203.58
3. Minimum payment	\$0.00
4. Megawatt capacity	374.3
5. Megawatt capacity payment	\$249,533.36
6. Closed/decommissioned production plant (phased down) payment	\$0.00
7. Subtotal (<i>sum of Lines 2, 3, 5 and 6</i>)	\$273,736.94
8. Population cap	\$1,192,975.00
9. Adjusted subtotal (<i>lesser of Line 7 or Line 8</i>)	\$273,736.94
10. Adjacent site incentive payment	\$0.00
11. Baseload incentive payment	\$0.00
12. Co-generation incentive payment	\$0.00
13. Alternative energy incentive payment	\$0.00
14. Total incentive payments (<i>sum of Lines 10 through 13</i>)	\$0.00
15. Spent nuclear fuel payment	\$0.00
16. Total Utility Aid – this is the utility aid payment listed on the front of the estimate (<i>sum of Lines 9, 14 and 15</i>)	\$273,736.94

Supplemental County and Municipal Aid

- Under state law, supplemental county and municipal aid paid to each county and municipality is determined by 2023 Wisconsin Act 12 (sec. 79.037, Wis. Stats.)
- For detailed information, review [county and municipal aid spreadsheet](#)

Supplemental County and Municipal Aid Calculation	
1. Prior year supplemental county and municipal aid	\$77,295.49
2. Increase due to sales tax revenue including adjustments (<i>district changes</i>)	\$1,777.80
3. Total Supplemental County and Municipal Aid (<i>sum of Lines 1 and 2</i>)	\$79,073.29

Expenditure Restraint Incentive Program

- Only municipalities are eligible to receive Expenditure Restraint Incentive Program (ERIP) payments
- Under state law, in 2025, each municipality will receive a payment that is equal to the amount of the payment received by the municipality in 2024 (sec. 79.05(4), Wis. Stats., from 2023 WI Act 12 – notwithstanding subs. (2) and (3))

Contact Information

If you have questions, contact us at lgs@wisconsin.gov, (608) 266-8618 or (608) 261-5167.



State of Wisconsin • DEPARTMENT OF REVENUE

DIVISION OF STATE AND LOCAL FINANCE • BUREAU OF LOCAL GOVERNMENT SERVICES • 2135 RIMROCK RD MADISON, WI 53713

Mailing Address:
PO Box 8971 #6-97
Madison WI 53708-8971
Fax: (608) 264-6887
lgs@wisconsin.gov

September 13, 2024

VANESSA LAMEER
TOWN OF WOODMOHR
15287 110TH ST
BLOOMER WI 54724

Notice of Shared Revenue – 2025 Original Estimate

Notice Information

The Wisconsin Department of Revenue (DOR) is providing the **estimated** shared revenue amounts your local government will receive in 2025 under current state law for county and municipal aid, supplemental county and municipal aid, utility aid and the expenditure restraint incentive program. This does not include adjustments, shown on the July and November payment notices.

District	TOWN OF WOODMOHR	County	CHIPPEWA	Co-muni code	09-046
-----------------	------------------	---------------	----------	---------------------	--------

Estimate Information

For an explanation of each aid payment listed below, review the additional information in this notice.

2025 Original Estimate	
1. County and municipal aid	\$57,045.91
2. Utility aid	\$2,731.61
3. Supplemental county and municipal aid	\$48,016.37
4. Expenditure restraint incentive program	\$0.00
5. Total Estimated 2025 Payments (sum of Lines 1-4)	\$107,793.89

Payment Information

Your local government will receive two distributions in 2025 :

- July 28, 2025: 15% of Line 1, 2, and 3 and 100% of Line 4 (*shown above*)
- November 17, 2025: balance of your 2025 aid payments

County and Municipal Aid

Under state law, the county and municipal aid paid to each county and municipality must be equal to the amount determined in 2012 (sec. 79.036, Wis. Stats.) and adjusted for fallen protective services insurance reimbursement (sec. 79.036(4), Wis. Stats.).

County and Municipal Aid Calculation	
1. Prior year county and municipal aid	\$55,767.38
2. Increase due to sales tax revenue, including adjustments (<i>district changes</i>)	\$1,282.65
3. Fallen protective services insurance adjustment	-\$4.12
4. Fallen protective services insurance reimbursement (<i>reported to DOR</i>)	\$0.00
5. Total County and Municipal Aid (sum of Lines 1-4)	\$57,045.91

Utility Aid

- Under state law, utility aid is distributed to each county and municipality where tax-exempt utility property is located (sec. 79.04, Wis. Stats.)
- Utility companies report utility property information to DOR annually
- DOR uses the provided information to accurately calculate utility aid (*shown below*)

Utility Aid Calculation	
1. Net book value, <i>as of December 31, 2024 (including expected additions/retirements)</i>	\$910,535.00
2. Total net book value payment	\$2,731.61
3. Minimum payment	\$0.00
4. Megawatt capacity	0.0
5. Megawatt capacity payment	\$0.00
6. Closed/decommissioned production plant (phased down) payment	\$0.00
7. Subtotal (<i>sum of Lines 2, 3, 5 and 6</i>)	\$2,731.61
8. Population cap	\$428,825.00
9. Adjusted subtotal (<i>lesser of Line 7 or Line 8</i>)	\$2,731.61
10. Adjacent site incentive payment	\$0.00
11. Baseload incentive payment	\$0.00
12. Co-generation incentive payment	\$0.00
13. Alternative energy incentive payment	\$0.00
14. Total incentive payments (<i>sum of Lines 10 through 13</i>)	\$0.00
15. Spent nuclear fuel payment	\$0.00
16. Total Utility Aid – this is the utility aid payment listed on the front of the estimate (<i>sum of Lines 9, 14 and 15</i>)	\$2,731.61

Supplemental County and Municipal Aid

- Under state law, supplemental county and municipal aid paid to each county and municipality is determined by 2023 Wisconsin Act 12 (sec. 79.037, Wis. Stats.)
- For detailed information, review [county and municipal aid spreadsheet](#)

Supplemental County and Municipal Aid Calculation	
1. Prior year supplemental county and municipal aid	\$46,936.82
2. Increase due to sales tax revenue including adjustments (<i>district changes</i>)	\$1,079.55
3. Total Supplemental County and Municipal Aid (<i>sum of Lines 1 and 2</i>)	\$48,016.37

Expenditure Restraint Incentive Program

- Only municipalities are eligible to receive Expenditure Restraint Incentive Program (ERIP) payments
- Under state law, in 2025, each municipality will receive a payment that is equal to the amount of the payment received by the municipality in 2024 (sec. 79.05(4), Wis. Stats., from 2023 WI Act 12 – notwithstanding subs. (2) and (3))

Contact Information

If you have questions, contact us at lgs@wisconsin.gov, (608) 266-8618 or (608) 261-5167.



State of Wisconsin • DEPARTMENT OF REVENUE

DIVISION OF STATE AND LOCAL FINANCE • BUREAU OF LOCAL GOVERNMENT SERVICES • 2135 RIMROCK RD MADISON, WI 53713

Mailing Address:
PO Box 8971 #6-97
Madison WI 53708-8971
Fax: (608) 264-6887
lgs@wisconsin.gov

September 13, 2024

SANDRA ISAACS
VILLAGE OF BOYD
PO BOX 8
BOYD WI 54726-0008

Notice of Shared Revenue – 2025 Original Estimate

Notice Information

The Wisconsin Department of Revenue (DOR) is providing the **estimated** shared revenue amounts your local government will receive in 2025 under current state law for county and municipal aid, supplemental county and municipal aid, utility aid and the expenditure restraint incentive program. This does not include adjustments, shown on the July and November payment notices.

District	VILLAGE OF BOYD	County	CHIPPEWA	Co-muni code	09-106
-----------------	-----------------	---------------	----------	---------------------	--------

Estimate Information

For an explanation of each aid payment listed below, review the additional information in this notice.

2025 Original Estimate	
1. County and municipal aid	\$219,714.39
2. Utility aid	\$1,268.77
3. Supplemental county and municipal aid	\$43,949.48
4. Expenditure restraint incentive program	\$0.00
5. Total Estimated 2025 Payments (sum of Lines 1-4)	\$264,932.64

Payment Information

Your local government will receive two distributions in 2025 :

- July 28, 2025: 15% of Line 1, 2, and 3 and 100% of Line 4 (*shown above*)
- November 17, 2025: balance of your 2025 aid payments

County and Municipal Aid

Under state law, the county and municipal aid paid to each county and municipality must be equal to the amount determined in 2012 (sec. 79.036, Wis. Stats.) and adjusted for fallen protective services insurance reimbursement (sec. 79.036(4), Wis. Stats.).

County and Municipal Aid Calculation	
1. Prior year county and municipal aid	\$214,790.09
2. Increase due to sales tax revenue, including adjustments (<i>district changes</i>)	\$4,940.17
3. Fallen protective services insurance adjustment	-\$15.87
4. Fallen protective services insurance reimbursement (<i>reported to DOR</i>)	\$0.00
5. Total County and Municipal Aid (sum of Lines 1-4)	\$219,714.39

Utility Aid

- Under state law, utility aid is distributed to each county and municipality where tax-exempt utility property is located (sec. 79.04, Wis. Stats.)
- Utility companies report utility property information to DOR annually
- DOR uses the provided information to accurately calculate utility aid (*shown below*)

Utility Aid Calculation	
1. Net book value, <i>as of December 31, 2024 (including expected additions/retirements)</i>	\$211,462.00
2. Total net book value payment	\$1,268.77
3. Minimum payment	\$0.00
4. Megawatt capacity	0.0
5. Megawatt capacity payment	\$0.00
6. Closed/decommissioned production plant (phased down) payment	\$0.00
7. Subtotal (<i>sum of Lines 2, 3, 5 and 6</i>)	\$1,268.77
8. Population cap	\$262,650.00
9. Adjusted subtotal (<i>lesser of Line 7 or Line 8</i>)	\$1,268.77
10. Adjacent site incentive payment	\$0.00
11. Baseload incentive payment	\$0.00
12. Co-generation incentive payment	\$0.00
13. Alternative energy incentive payment	\$0.00
14. Total incentive payments (<i>sum of Lines 10 through 13</i>)	\$0.00
15. Spent nuclear fuel payment	\$0.00
16. Total Utility Aid – this is the utility aid payment listed on the front of the estimate (<i>sum of Lines 9, 14 and 15</i>)	\$1,268.77

Supplemental County and Municipal Aid

- Under state law, supplemental county and municipal aid paid to each county and municipality is determined by 2023 Wisconsin Act 12 (sec. 79.037, Wis. Stats.)
- For detailed information, review [county and municipal aid spreadsheet](#)

Supplemental County and Municipal Aid Calculation	
1. Prior year supplemental county and municipal aid	\$42,961.37
2. Increase due to sales tax revenue including adjustments (<i>district changes</i>)	\$988.11
3. Total Supplemental County and Municipal Aid (<i>sum of Lines 1 and 2</i>)	\$43,949.48

Expenditure Restraint Incentive Program

- Only municipalities are eligible to receive Expenditure Restraint Incentive Program (ERIP) payments
- Under state law, in 2025, each municipality will receive a payment that is equal to the amount of the payment received by the municipality in 2024 (sec. 79.05(4), Wis. Stats., from 2023 WI Act 12 – notwithstanding subs. (2) and (3))

Contact Information

If you have questions, contact us at lgs@wisconsin.gov, (608) 266-8618 or (608) 261-5167.



State of Wisconsin • DEPARTMENT OF REVENUE

DIVISION OF STATE AND LOCAL FINANCE • BUREAU OF LOCAL GOVERNMENT SERVICES • 2135 RIMROCK RD MADISON, WI 53713

Mailing Address:
PO Box 8971 #6-97
Madison WI 53708-8971
Fax: (608) 264-6887
lgs@wisconsin.gov

September 13, 2024

APRIL BRUHN
VILLAGE OF CADOTT
PO BOX 40
CADOTT WI 54727-0040

Notice of Shared Revenue – 2025 Original Estimate

Notice Information

The Wisconsin Department of Revenue (DOR) is providing the **estimated** shared revenue amounts your local government will receive in 2025 under current state law for county and municipal aid, supplemental county and municipal aid, utility aid and the expenditure restraint incentive program. This does not include adjustments, shown on the July and November payment notices.

District	VILLAGE OF CADOTT	County	CHIPPEWA	Co-muni code	09-111
-----------------	-------------------	---------------	----------	---------------------	--------

Estimate Information

For an explanation of each aid payment listed below, review the additional information in this notice.

2025 Original Estimate	
1. County and municipal aid	\$243,268.58
2. Utility aid	\$0.00
3. Supplemental county and municipal aid	\$56,431.00
4. Expenditure restraint incentive program	\$8,191.00
5. Total Estimated 2025 Payments (sum of Lines 1-4)	\$307,890.58

Payment Information

Your local government will receive two distributions in 2025 :

- July 28, 2025: 15% of Line 1, 2, and 3 and 100% of Line 4 (*shown above*)
- November 17, 2025: balance of your 2025 aid payments

County and Municipal Aid

Under state law, the county and municipal aid paid to each county and municipality must be equal to the amount determined in 2012 (sec. 79.036, Wis. Stats.) and adjusted for fallen protective services insurance reimbursement (sec. 79.036(4), Wis. Stats.).

County and Municipal Aid Calculation	
1. Prior year county and municipal aid	\$237,816.38
2. Increase due to sales tax revenue, including adjustments (<i>district changes</i>)	\$5,469.78
3. Fallen protective services insurance adjustment	-\$17.58
4. Fallen protective services insurance reimbursement (<i>reported to DOR</i>)	\$0.00
5. Total County and Municipal Aid (sum of Lines 1-4)	\$243,268.58

Utility Aid

- Under state law, utility aid is distributed to each county and municipality where tax-exempt utility property is located (sec. 79.04, Wis. Stats.)
- Utility companies report utility property information to DOR annually
- DOR uses the provided information to accurately calculate utility aid (*shown below*)

Utility Aid Calculation	
1. Net book value, <i>as of December 31, 2024 (including expected additions/retirements)</i>	\$0.00
2. Total net book value payment	\$0.00
3. Minimum payment	\$0.00
4. Megawatt capacity	0.0
5. Megawatt capacity payment	\$0.00
6. Closed/decommissioned production plant (phased down) payment	\$0.00
7. Subtotal (<i>sum of Lines 2, 3, 5 and 6</i>)	\$0.00
8. Population cap	\$631,125.00
9. Adjusted subtotal (<i>lesser of Line 7 or Line 8</i>)	\$0.00
10. Adjacent site incentive payment	\$0.00
11. Baseload incentive payment	\$0.00
12. Co-generation incentive payment	\$0.00
13. Alternative energy incentive payment	\$0.00
14. Total incentive payments (<i>sum of Lines 10 through 13</i>)	\$0.00
15. Spent nuclear fuel payment	\$0.00
16. Total Utility Aid – this is the utility aid payment listed on the front of the estimate (<i>sum of Lines 9, 14 and 15</i>)	\$0.00

Supplemental County and Municipal Aid

- Under state law, supplemental county and municipal aid paid to each county and municipality is determined by 2023 Wisconsin Act 12 (sec. 79.037, Wis. Stats.)
- For detailed information, review [county and municipal aid spreadsheet](#)

Supplemental County and Municipal Aid Calculation	
1. Prior year supplemental county and municipal aid	\$55,162.27
2. Increase due to sales tax revenue including adjustments (<i>district changes</i>)	\$1,268.73
3. Total Supplemental County and Municipal Aid (<i>sum of Lines 1 and 2</i>)	\$56,431.00

Expenditure Restraint Incentive Program

- Only municipalities are eligible to receive Expenditure Restraint Incentive Program (ERIP) payments
- Under state law, in 2025, each municipality will receive a payment that is equal to the amount of the payment received by the municipality in 2024 (sec. 79.05(4), Wis. Stats., from 2023 WI Act 12 – notwithstanding subs. (2) and (3))

Contact Information

If you have questions, contact us at lgs@wisconsin.gov, (608) 266-8618 or (608) 261-5167.



State of Wisconsin • DEPARTMENT OF REVENUE

DIVISION OF STATE AND LOCAL FINANCE • BUREAU OF LOCAL GOVERNMENT SERVICES • 2135 RIMROCK RD MADISON, WI 53713

Mailing Address:
PO Box 8971 #6-97
Madison WI 53708-8971
Fax: (608) 264-6887
lgs@wisconsin.gov

September 13, 2024

KRIS FITZSIMMONS
VILLAGE OF LAKE HALLIE
13136 30TH AVE
LAKE HALLIE WI 54729

Notice of Shared Revenue – 2025 Original Estimate

Notice Information

The Wisconsin Department of Revenue (DOR) is providing the **estimated** shared revenue amounts your local government will receive in 2025 under current state law for county and municipal aid, supplemental county and municipal aid, utility aid and the expenditure restraint incentive program. This does not include adjustments, shown on the July and November payment notices.

District	VILLAGE OF LAKE HALLIE	County	CHIPPEWA	Co-muni code	09-128
-----------------	------------------------	---------------	----------	---------------------	--------

Estimate Information

For an explanation of each aid payment listed below, review the additional information in this notice.

2025 Original Estimate	
1. County and municipal aid	\$169,290.51
2. Utility aid	\$108,697.25
3. Supplemental county and municipal aid	\$195,797.12
4. Expenditure restraint incentive program	\$0.00
5. Total Estimated 2025 Payments (sum of Lines 1-4)	\$473,784.88

Payment Information

Your local government will receive two distributions in 2025 :

- July 28, 2025: 15% of Line 1, 2, and 3 and 100% of Line 4 (*shown above*)
- November 17, 2025: balance of your 2025 aid payments

County and Municipal Aid

Under state law, the county and municipal aid paid to each county and municipality must be equal to the amount determined in 2012 (sec. 79.036, Wis. Stats.) and adjusted for fallen protective services insurance reimbursement (sec. 79.036(4), Wis. Stats.).

County and Municipal Aid Calculation	
1. Prior year county and municipal aid	\$165,496.32
2. Increase due to sales tax revenue, including adjustments (<i>district changes</i>)	\$3,806.42
3. Fallen protective services insurance adjustment	-\$12.23
4. Fallen protective services insurance reimbursement (<i>reported to DOR</i>)	\$0.00
5. Total County and Municipal Aid (sum of Lines 1-4)	\$169,290.51

Utility Aid

- Under state law, utility aid is distributed to each county and municipality where tax-exempt utility property is located (sec. 79.04, Wis. Stats.)
- Utility companies report utility property information to DOR annually
- DOR uses the provided information to accurately calculate utility aid (*shown below*)

Utility Aid Calculation	
1. Net book value, <i>as of December 31, 2024 (including expected additions/retirements)</i>	\$18,116,208.00
2. Total net book value payment	\$108,697.25
3. Minimum payment	\$0.00
4. Megawatt capacity	0.0
5. Megawatt capacity payment	\$0.00
6. Closed/decommissioned production plant (phased down) payment	\$0.00
7. Subtotal (<i>sum of Lines 2, 3, 5 and 6</i>)	\$108,697.25
8. Population cap	\$3,193,025.00
9. Adjusted subtotal (<i>lesser of Line 7 or Line 8</i>)	\$108,697.25
10. Adjacent site incentive payment	\$0.00
11. Baseload incentive payment	\$0.00
12. Co-generation incentive payment	\$0.00
13. Alternative energy incentive payment	\$0.00
14. Total incentive payments (<i>sum of Lines 10 through 13</i>)	\$0.00
15. Spent nuclear fuel payment	\$0.00
16. Total Utility Aid – this is the utility aid payment listed on the front of the estimate (<i>sum of Lines 9, 14 and 15</i>)	\$108,697.25

Supplemental County and Municipal Aid

- Under state law, supplemental county and municipal aid paid to each county and municipality is determined by 2023 Wisconsin Act 12 (sec. 79.037, Wis. Stats.)
- For detailed information, review [county and municipal aid spreadsheet](#)

Supplemental County and Municipal Aid Calculation	
1. Prior year supplemental county and municipal aid	\$191,395.03
2. Increase due to sales tax revenue including adjustments (<i>district changes</i>)	\$4,402.09
3. Total Supplemental County and Municipal Aid (<i>sum of Lines 1 and 2</i>)	\$195,797.12

Expenditure Restraint Incentive Program

- Only municipalities are eligible to receive Expenditure Restraint Incentive Program (ERIP) payments
- Under state law, in 2025, each municipality will receive a payment that is equal to the amount of the payment received by the municipality in 2024 (sec. 79.05(4), Wis. Stats., from 2023 WI Act 12 – notwithstanding subs. (2) and (3))

Contact Information

If you have questions, contact us at lgs@wisconsin.gov, (608) 266-8618 or (608) 261-5167.



State of Wisconsin • DEPARTMENT OF REVENUE

DIVISION OF STATE AND LOCAL FINANCE • BUREAU OF LOCAL GOVERNMENT SERVICES • 2135 RIMROCK RD MADISON, WI 53713

Mailing Address:
PO Box 8971 #6-97
Madison WI 53708-8971
Fax: (608) 264-6887
lgs@wisconsin.gov

September 13, 2024

BRADLEY HANSON
VILLAGE OF NEW AUBURN
PO BOX 100
NEW AUBURN WI 54757

Notice of Shared Revenue – 2025 Original Estimate

Notice Information

The Wisconsin Department of Revenue (DOR) is providing the **estimated** shared revenue amounts your local government will receive in 2025 under current state law for county and municipal aid, supplemental county and municipal aid, utility aid and the expenditure restraint incentive program. This does not include adjustments, shown on the July and November payment notices.

District	VILLAGE OF NEW AUBURN	County	CHIPPEWA	Co-muni code	09-161
-----------------	-----------------------	---------------	----------	---------------------	--------

Estimate Information

For an explanation of each aid payment listed below, review the additional information in this notice.

2025 Original Estimate	
1. County and municipal aid	\$140,293.74
2. Utility aid	\$29,784.89
3. Supplemental county and municipal aid	\$40,352.83
4. Expenditure restraint incentive program	\$0.00
5. Total Estimated 2025 Payments (sum of Lines 1-4)	\$210,431.46

Payment Information

Your local government will receive two distributions in 2025 :

- July 28, 2025: 15% of Line 1, 2, and 3 and 100% of Line 4 (*shown above*)
- November 17, 2025: balance of your 2025 aid payments

County and Municipal Aid

Under state law, the county and municipal aid paid to each county and municipality must be equal to the amount determined in 2012 (sec. 79.036, Wis. Stats.) and adjusted for fallen protective services insurance reimbursement (sec. 79.036(4), Wis. Stats.).

County and Municipal Aid Calculation	
1. Prior year county and municipal aid	\$137,149.44
2. Increase due to sales tax revenue, including adjustments (<i>district changes</i>)	\$3,154.44
3. Fallen protective services insurance adjustment	-\$10.14
4. Fallen protective services insurance reimbursement (<i>reported to DOR</i>)	\$0.00
5. Total County and Municipal Aid (sum of Lines 1-4)	\$140,293.74

Utility Aid

- Under state law, utility aid is distributed to each county and municipality where tax-exempt utility property is located (sec. 79.04, Wis. Stats.)
- Utility companies report utility property information to DOR annually
- DOR uses the provided information to accurately calculate utility aid (*shown below*)

Utility Aid Calculation	
1. Net book value, <i>as of December 31, 2024 (including expected additions/retirements)</i>	\$4,964,149.00
2. Total net book value payment	\$29,784.89
3. Minimum payment	\$0.00
4. Megawatt capacity	0.0
5. Megawatt capacity payment	\$0.00
6. Closed/decommissioned production plant (phased down) payment	\$0.00
7. Subtotal (<i>sum of Lines 2, 3, 5 and 6</i>)	\$29,784.89
8. Population cap	\$242,675.00
9. Adjusted subtotal (<i>lesser of Line 7 or Line 8</i>)	\$29,784.89
10. Adjacent site incentive payment	\$0.00
11. Baseload incentive payment	\$0.00
12. Co-generation incentive payment	\$0.00
13. Alternative energy incentive payment	\$0.00
14. Total incentive payments (<i>sum of Lines 10 through 13</i>)	\$0.00
15. Spent nuclear fuel payment	\$0.00
16. Total Utility Aid – this is the utility aid payment listed on the front of the estimate (<i>sum of Lines 9, 14 and 15</i>)	\$29,784.89

Supplemental County and Municipal Aid

- Under state law, supplemental county and municipal aid paid to each county and municipality is determined by 2023 Wisconsin Act 12 (sec. 79.037, Wis. Stats.)
- For detailed information, review [county and municipal aid spreadsheet](#)

Supplemental County and Municipal Aid Calculation	
1. Prior year supplemental county and municipal aid	\$39,445.58
2. Increase due to sales tax revenue including adjustments (<i>district changes</i>)	\$907.25
3. Total Supplemental County and Municipal Aid (<i>sum of Lines 1 and 2</i>)	\$40,352.83

Expenditure Restraint Incentive Program

- Only municipalities are eligible to receive Expenditure Restraint Incentive Program (ERIP) payments
- Under state law, in 2025, each municipality will receive a payment that is equal to the amount of the payment received by the municipality in 2024 (sec. 79.05(4), Wis. Stats., from 2023 WI Act 12 – notwithstanding subs. (2) and (3))

Contact Information

If you have questions, contact us at lgs@wisconsin.gov, (608) 266-8618 or (608) 261-5167.



State of Wisconsin • DEPARTMENT OF REVENUE

DIVISION OF STATE AND LOCAL FINANCE • BUREAU OF LOCAL GOVERNMENT SERVICES • 2135 RIMROCK RD MADISON, WI 53713

Mailing Address:
PO Box 8971 #6-97
Madison WI 53708-8971
Fax: (608) 264-6887
lgs@wisconsin.gov

September 13, 2024

SANDI FRION
CITY OF BLOOMER
1503 MAIN ST
BLOOMER WI 54724-1640

Notice of Shared Revenue – 2025 Original Estimate

Notice Information

The Wisconsin Department of Revenue (DOR) is providing the **estimated** shared revenue amounts your local government will receive in 2025 under current state law for county and municipal aid, supplemental county and municipal aid, utility aid and the expenditure restraint incentive program. This does not include adjustments, shown on the July and November payment notices.

District	CITY OF BLOOMER	County	CHIPPEWA	Co-muni code	09-206
-----------------	-----------------	---------------	----------	---------------------	--------

Estimate Information

For an explanation of each aid payment listed below, review the additional information in this notice.

2025 Original Estimate	
1. County and municipal aid	\$755,094.47
2. Utility aid	\$0.00
3. Supplemental county and municipal aid	\$151,041.59
4. Expenditure restraint incentive program	\$0.00
5. Total Estimated 2025 Payments (sum of Lines 1-4)	\$906,136.06

Payment Information

Your local government will receive two distributions in 2025 :

- July 28, 2025: 15% of Line 1, 2, and 3 and 100% of Line 4 (*shown above*)
- November 17, 2025: balance of your 2025 aid payments

County and Municipal Aid

Under state law, the county and municipal aid paid to each county and municipality must be equal to the amount determined in 2012 (sec. 79.036, Wis. Stats.) and adjusted for fallen protective services insurance reimbursement (sec. 79.036(4), Wis. Stats.).

County and Municipal Aid Calculation	
1. Prior year county and municipal aid	\$738,171.09
2. Increase due to sales tax revenue, including adjustments (<i>district changes</i>)	\$16,977.93
3. Fallen protective services insurance adjustment	-\$54.55
4. Fallen protective services insurance reimbursement (<i>reported to DOR</i>)	\$0.00
5. Total County and Municipal Aid (sum of Lines 1-4)	\$755,094.47

Utility Aid

- Under state law, utility aid is distributed to each county and municipality where tax-exempt utility property is located (sec. 79.04, Wis. Stats.)
- Utility companies report utility property information to DOR annually
- DOR uses the provided information to accurately calculate utility aid (*shown below*)

Utility Aid Calculation	
1. Net book value, <i>as of December 31, 2024 (including expected additions/retirements)</i>	\$0.00
2. Total net book value payment	\$0.00
3. Minimum payment	\$0.00
4. Megawatt capacity	0.0
5. Megawatt capacity payment	\$0.00
6. Closed/decommissioned production plant (phased down) payment	\$0.00
7. Subtotal (<i>sum of Lines 2, 3, 5 and 6</i>)	\$0.00
8. Population cap	\$1,600,975.00
9. Adjusted subtotal (<i>lesser of Line 7 or Line 8</i>)	\$0.00
10. Adjacent site incentive payment	\$0.00
11. Baseload incentive payment	\$0.00
12. Co-generation incentive payment	\$0.00
13. Alternative energy incentive payment	\$0.00
14. Total incentive payments (<i>sum of Lines 10 through 13</i>)	\$0.00
15. Spent nuclear fuel payment	\$0.00
16. Total Utility Aid – this is the utility aid payment listed on the front of the estimate (<i>sum of Lines 9, 14 and 15</i>)	\$0.00

Supplemental County and Municipal Aid

- Under state law, supplemental county and municipal aid paid to each county and municipality is determined by 2023 Wisconsin Act 12 (sec. 79.037, Wis. Stats.)
- For detailed information, review [county and municipal aid spreadsheet](#)

Supplemental County and Municipal Aid Calculation	
1. Prior year supplemental county and municipal aid	\$147,645.74
2. Increase due to sales tax revenue including adjustments (<i>district changes</i>)	\$3,395.85
3. Total Supplemental County and Municipal Aid (<i>sum of Lines 1 and 2</i>)	\$151,041.59

Expenditure Restraint Incentive Program

- Only municipalities are eligible to receive Expenditure Restraint Incentive Program (ERIP) payments
- Under state law, in 2025, each municipality will receive a payment that is equal to the amount of the payment received by the municipality in 2024 (sec. 79.05(4), Wis. Stats., from 2023 WI Act 12 – notwithstanding subs. (2) and (3))

Contact Information

If you have questions, contact us at lgs@wisconsin.gov, (608) 266-8618 or (608) 261-5167.



State of Wisconsin • DEPARTMENT OF REVENUE

DIVISION OF STATE AND LOCAL FINANCE • BUREAU OF LOCAL GOVERNMENT SERVICES • 2135 RIMROCK RD MADISON, WI 53713

Mailing Address:
PO Box 8971 #6-97
Madison WI 53708-8971
Fax: (608) 264-6887
lgs@wisconsin.gov

September 13, 2024

BRIDGET GIVENS
CITY OF CHIPPEWA FALLS
30 W CENTRAL ST
CHIPPEWA FALLS WI 54729-2448

Notice of Shared Revenue – 2025 Original Estimate

Notice Information

The Wisconsin Department of Revenue (DOR) is providing the **estimated** shared revenue amounts your local government will receive in 2025 under current state law for county and municipal aid, supplemental county and municipal aid, utility aid and the expenditure restraint incentive program. This does not include adjustments, shown on the July and November payment notices.

District	CITY OF CHIPPEWA FALLS	County	CHIPPEWA	Co-muni code	09-211
-----------------	------------------------	---------------	----------	---------------------	--------

Estimate Information

For an explanation of each aid payment listed below, review the additional information in this notice.

2025 Original Estimate	
1. County and municipal aid	\$3,179,739.26
2. Utility aid	\$94,894.01
3. Supplemental county and municipal aid	\$761,024.70
4. Expenditure restraint incentive program	\$0.00
5. Total Estimated 2025 Payments (sum of Lines 1-4)	\$4,035,657.97

Payment Information

Your local government will receive two distributions in 2025 :

- July 28, 2025: 15% of Line 1, 2, and 3 and 100% of Line 4 (*shown above*)
- November 17, 2025: balance of your 2025 aid payments

County and Municipal Aid

Under state law, the county and municipal aid paid to each county and municipality must be equal to the amount determined in 2012 (sec. 79.036, Wis. Stats.) and adjusted for fallen protective services insurance reimbursement (sec. 79.036(4), Wis. Stats.).

County and Municipal Aid Calculation	
1. Prior year county and municipal aid	\$3,108,474.09
2. Increase due to sales tax revenue, including adjustments (<i>district changes</i>)	\$71,494.90
3. Fallen protective services insurance adjustment	-\$229.73
4. Fallen protective services insurance reimbursement (<i>reported to DOR</i>)	\$0.00
5. Total County and Municipal Aid (sum of Lines 1-4)	\$3,179,739.26

Utility Aid

- Under state law, utility aid is distributed to each county and municipality where tax-exempt utility property is located (sec. 79.04, Wis. Stats.)
- Utility companies report utility property information to DOR annually
- DOR uses the provided information to accurately calculate utility aid (*shown below*)

Utility Aid Calculation	
1. Net book value, as of December 31, 2024 (including expected additions/retirements)	\$5,615,669.00
2. Total net book value payment	\$33,694.01
3. Minimum payment	\$0.00
4. Megawatt capacity	21.6
5. Megawatt capacity payment	\$28,800.00
6. Closed/decommissioned production plant (phased down) payment	\$0.00
7. Subtotal (sum of Lines 2, 3, 5 and 6)	\$62,494.01
8. Population cap	\$6,504,625.00
9. Adjusted subtotal (lesser of Line 7 or Line 8)	\$62,494.01
10. Adjacent site incentive payment	\$0.00
11. Baseload incentive payment	\$0.00
12. Co-generation incentive payment	\$0.00
13. Alternative energy incentive payment	\$32,400.00
14. Total incentive payments (sum of Lines 10 through 13)	\$32,400.00
15. Spent nuclear fuel payment	\$0.00
16. Total Utility Aid – this is the utility aid payment listed on the front of the estimate (sum of Lines 9, 14 and 15)	\$94,894.01

Supplemental County and Municipal Aid

- Under state law, supplemental county and municipal aid paid to each county and municipality is determined by 2023 Wisconsin Act 12 (sec. 79.037, Wis. Stats.)
- For detailed information, review [county and municipal aid spreadsheet](#)

Supplemental County and Municipal Aid Calculation	
1. Prior year supplemental county and municipal aid	\$743,914.66
2. Increase due to sales tax revenue including adjustments (district changes)	\$17,110.04
3. Total Supplemental County and Municipal Aid (sum of Lines 1 and 2)	\$761,024.70

Expenditure Restraint Incentive Program

- Only municipalities are eligible to receive Expenditure Restraint Incentive Program (ERIP) payments
- Under state law, in 2025, each municipality will receive a payment that is equal to the amount of the payment received by the municipality in 2024 (sec. 79.05(4), Wis. Stats., from 2023 WI Act 12 – notwithstanding subs. (2) and (3))

Contact Information

If you have questions, contact us at lgs@wisconsin.gov, (608) 266-8618 or (608) 261-5167.



State of Wisconsin • DEPARTMENT OF REVENUE

DIVISION OF STATE AND LOCAL FINANCE • BUREAU OF LOCAL GOVERNMENT SERVICES • 2135 RIMROCK RD MADISON, WI 53713

Mailing Address:
PO Box 8971 #6-97
Madison WI 53708-8971
Fax: (608) 264-6887
lgs@wisconsin.gov

September 13, 2024

DAVID DEJONGH
CITY OF CORNELL
PO BOX 796
CORNELL WI 54732-0796

Notice of Shared Revenue – 2025 Original Estimate

Notice Information

The Wisconsin Department of Revenue (DOR) is providing the **estimated** shared revenue amounts your local government will receive in 2025 under current state law for county and municipal aid, supplemental county and municipal aid, utility aid and the expenditure restraint incentive program. This does not include adjustments, shown on the July and November payment notices.

District	CITY OF CORNELL	County	CHIPPEWA	Co-muni code	09-213
-----------------	-----------------	---------------	----------	---------------------	--------

Estimate Information

For an explanation of each aid payment listed below, review the additional information in this notice.

2025 Original Estimate	
1. County and municipal aid	\$495,569.76
2. Utility aid	\$121,747.15
3. Supplemental county and municipal aid	\$99,128.84
4. Expenditure restraint incentive program	\$1,347.95
5. Total Estimated 2025 Payments (sum of Lines 1-4)	\$717,793.70

Payment Information

Your local government will receive two distributions in 2025 :

- July 28, 2025: 15% of Line 1, 2, and 3 and 100% of Line 4 (*shown above*)
- November 17, 2025: balance of your 2025 aid payments

County and Municipal Aid

Under state law, the county and municipal aid paid to each county and municipality must be equal to the amount determined in 2012 (sec. 79.036, Wis. Stats.) and adjusted for fallen protective services insurance reimbursement (sec. 79.036(4), Wis. Stats.).

County and Municipal Aid Calculation	
1. Prior year county and municipal aid	\$484,462.91
2. Increase due to sales tax revenue, including adjustments (<i>district changes</i>)	\$11,142.65
3. Fallen protective services insurance adjustment	-\$35.80
4. Fallen protective services insurance reimbursement (<i>reported to DOR</i>)	\$0.00
5. Total County and Municipal Aid (sum of Lines 1-4)	\$495,569.76

Utility Aid

- Under state law, utility aid is distributed to each county and municipality where tax-exempt utility property is located (sec. 79.04, Wis. Stats.)
- Utility companies report utility property information to DOR annually
- DOR uses the provided information to accurately calculate utility aid (*shown below*)

Utility Aid Calculation	
1. Net book value, <i>as of December 31, 2024 (including expected additions/retirements)</i>	\$5,746,748.00
2. Total net book value payment	\$34,480.49
3. Minimum payment	\$0.00
4. Megawatt capacity	30.8
5. Megawatt capacity payment	\$41,066.66
6. Closed/decommissioned production plant (phased down) payment	\$0.00
7. Subtotal (<i>sum of Lines 2, 3, 5 and 6</i>)	\$75,547.15
8. Population cap	\$615,825.00
9. Adjusted subtotal (<i>lesser of Line 7 or Line 8</i>)	\$75,547.15
10. Adjacent site incentive payment	\$0.00
11. Baseload incentive payment	\$0.00
12. Co-generation incentive payment	\$0.00
13. Alternative energy incentive payment	\$46,200.00
14. Total incentive payments (<i>sum of Lines 10 through 13</i>)	\$46,200.00
15. Spent nuclear fuel payment	\$0.00
16. Total Utility Aid – this is the utility aid payment listed on the front of the estimate (<i>sum of Lines 9, 14 and 15</i>)	\$121,747.15

Supplemental County and Municipal Aid

- Under state law, supplemental county and municipal aid paid to each county and municipality is determined by 2023 Wisconsin Act 12 (sec. 79.037, Wis. Stats.)
- For detailed information, review [county and municipal aid spreadsheet](#)

Supplemental County and Municipal Aid Calculation	
1. Prior year supplemental county and municipal aid	\$96,900.14
2. Increase due to sales tax revenue including adjustments (<i>district changes</i>)	\$2,228.70
3. Total Supplemental County and Municipal Aid (<i>sum of Lines 1 and 2</i>)	\$99,128.84

Expenditure Restraint Incentive Program

- Only municipalities are eligible to receive Expenditure Restraint Incentive Program (ERIP) payments
- Under state law, in 2025, each municipality will receive a payment that is equal to the amount of the payment received by the municipality in 2024 (sec. 79.05(4), Wis. Stats., from 2023 WI Act 12 – notwithstanding subs. (2) and (3))

Contact Information

If you have questions, contact us at lgs@wisconsin.gov, (608) 266-8618 or (608) 261-5167.



State of Wisconsin • DEPARTMENT OF REVENUE

DIVISION OF STATE AND LOCAL FINANCE • BUREAU OF LOCAL GOVERNMENT SERVICES • 2135 RIMROCK RD MADISON, WI 53713

Mailing Address:
PO Box 8971 #6-97
Madison WI 53708-8971
Fax: (608) 264-6887
lgs@wisconsin.gov

September 13, 2024

NICOLE PILGRIM
CITY OF STANLEY
PO BOX 155
STANLEY WI 54768-0155

Notice of Shared Revenue – 2025 Original Estimate

Notice Information

The Wisconsin Department of Revenue (DOR) is providing the **estimated** shared revenue amounts your local government will receive in 2025 under current state law for county and municipal aid, supplemental county and municipal aid, utility aid and the expenditure restraint incentive program. This does not include adjustments, shown on the July and November payment notices.

District	CITY OF STANLEY	County	CHIPPEWA	Co-muni code	09-281
-----------------	-----------------	---------------	----------	---------------------	--------

Estimate Information

For an explanation of each aid payment listed below, review the additional information in this notice.

2025 Original Estimate	
1. County and municipal aid	\$1,008,682.90
2. Utility aid	\$26,884.79
3. Supplemental county and municipal aid	\$201,766.89
4. Expenditure restraint incentive program	\$0.00
5. Total Estimated 2025 Payments (sum of Lines 1-4)	\$1,237,334.58

Payment Information

Your local government will receive two distributions in 2025 :

- July 28, 2025: 15% of Line 1, 2, and 3 and 100% of Line 4 (*shown above*)
- November 17, 2025: balance of your 2025 aid payments

County and Municipal Aid

Under state law, the county and municipal aid paid to each county and municipality must be equal to the amount determined in 2012 (sec. 79.036, Wis. Stats.) and adjusted for fallen protective services insurance reimbursement (sec. 79.036(4), Wis. Stats.).

County and Municipal Aid Calculation	
1. Prior year county and municipal aid	\$986,076.03
2. Increase due to sales tax revenue, including adjustments (<i>district changes</i>)	\$22,679.75
3. Fallen protective services insurance adjustment	-\$72.88
4. Fallen protective services insurance reimbursement (<i>reported to DOR</i>)	\$0.00
5. Total County and Municipal Aid (sum of Lines 1-4)	\$1,008,682.90

Utility Aid

- Under state law, utility aid is distributed to each county and municipality where tax-exempt utility property is located (sec. 79.04, Wis. Stats.)
- Utility companies report utility property information to DOR annually
- DOR uses the provided information to accurately calculate utility aid (*shown below*)

Utility Aid Calculation	
1. Net book value, <i>as of December 31, 2024 (including expected additions/retirements)</i>	\$4,480,798.00
2. Total net book value payment	\$26,884.79
3. Minimum payment	\$0.00
4. Megawatt capacity	0.0
5. Megawatt capacity payment	\$0.00
6. Closed/decommissioned production plant (phased down) payment	\$0.00
7. Subtotal (<i>sum of Lines 2, 3, 5 and 6</i>)	\$26,884.79
8. Population cap	\$1,659,625.00
9. Adjusted subtotal (<i>lesser of Line 7 or Line 8</i>)	\$26,884.79
10. Adjacent site incentive payment	\$0.00
11. Baseload incentive payment	\$0.00
12. Co-generation incentive payment	\$0.00
13. Alternative energy incentive payment	\$0.00
14. Total incentive payments (<i>sum of Lines 10 through 13</i>)	\$0.00
15. Spent nuclear fuel payment	\$0.00
16. Total Utility Aid – this is the utility aid payment listed on the front of the estimate (<i>sum of Lines 9, 14 and 15</i>)	\$26,884.79

Supplemental County and Municipal Aid

- Under state law, supplemental county and municipal aid paid to each county and municipality is determined by 2023 Wisconsin Act 12 (sec. 79.037, Wis. Stats.)
- For detailed information, review [county and municipal aid spreadsheet](#)

Supplemental County and Municipal Aid Calculation	
1. Prior year supplemental county and municipal aid	\$197,230.59
2. Increase due to sales tax revenue including adjustments (<i>district changes</i>)	\$4,536.30
3. Total Supplemental County and Municipal Aid (<i>sum of Lines 1 and 2</i>)	\$201,766.89

Expenditure Restraint Incentive Program

- Only municipalities are eligible to receive Expenditure Restraint Incentive Program (ERIP) payments
- Under state law, in 2025, each municipality will receive a payment that is equal to the amount of the payment received by the municipality in 2024 (sec. 79.05(4), Wis. Stats., from 2023 WI Act 12 – notwithstanding subs. (2) and (3))

Contact Information

If you have questions, contact us at lgs@wisconsin.gov, (608) 266-8618 or (608) 261-5167.



State of Wisconsin • DEPARTMENT OF REVENUE

DIVISION OF STATE AND LOCAL FINANCE • BUREAU OF LOCAL GOVERNMENT SERVICES • 2135 RIMROCK RD MADISON, WI 53713

Mailing Address:
PO Box 8971 #6-97
Madison WI 53708-8971
Fax: (608) 264-6887
lgs@wisconsin.gov

September 13, 2024

JACLYN SADLER
COUNTY OF CHIPPEWA
711 N BRIDGE ST #109
CHIPPEWA FALLS WI 54729-1845

Notice of Shared Revenue – 2025 Original Estimate

Notice Information

The Wisconsin Department of Revenue (DOR) is providing the **estimated** shared revenue amounts your local government will receive in 2025 under current state law for county and municipal aid, supplemental county and municipal aid, utility aid and the expenditure restraint incentive program. This does not include adjustments, shown on the July and November payment notices.

District	COUNTY OF CHIPPEWA	County	CHIPPEWA	Co-muni code	09-999
-----------------	--------------------	---------------	----------	---------------------	--------

Estimate Information

For an explanation of each aid payment listed below, review the additional information in this notice.

2025 Original Estimate	
1. County and municipal aid	\$1,270,028.09
2. Utility aid	\$1,329,494.02
3. Supplemental county and municipal aid	\$758,856.28
4. Expenditure restraint incentive program	\$0.00
5. Total Estimated 2025 Payments (sum of Lines 1-4)	\$3,358,378.39

Payment Information

Your local government will receive two distributions in 2025 :

- July 28, 2025: 15% of Line 1, 2, and 3 and 100% of Line 4 (*shown above*)
- November 17, 2025: balance of your 2025 aid payments

County and Municipal Aid

Under state law, the county and municipal aid paid to each county and municipality must be equal to the amount determined in 2012 (sec. 79.036, Wis. Stats.) and adjusted for fallen protective services insurance reimbursement (sec. 79.036(4), Wis. Stats.).

County and Municipal Aid Calculation	
1. Prior year county and municipal aid	\$1,241,563.88
2. Increase due to sales tax revenue, including adjustments (<i>district changes</i>)	\$28,555.97
3. Fallen protective services insurance adjustment	-\$91.76
4. Fallen protective services insurance reimbursement (<i>reported to DOR</i>)	\$0.00
5. Total County and Municipal Aid (sum of Lines 1-4)	\$1,270,028.09

Utility Aid

- Under state law, utility aid is distributed to each county and municipality where tax-exempt utility property is located (sec. 79.04, Wis. Stats.)
- Utility companies report utility property information to DOR annually
- DOR uses the provided information to accurately calculate utility aid (*shown below*)

Utility Aid Calculation	
1. Net book value, <i>as of December 31, 2024 (including expected additions/retirements)</i>	\$106,514,129.00
2. Total net book value payment	\$509,210.72
3. Minimum payment	\$0.00
4. Megawatt capacity	500.0
5. Megawatt capacity payment	\$631,733.30
6. Closed/decommissioned production plant (phased down) payment	\$0.00
7. Subtotal (<i>sum of Lines 2, 3, 5 and 6</i>)	\$1,140,944.02
8. Population cap	\$8,558,375.00
9. Adjusted subtotal (<i>lesser of Line 7 or Line 8</i>)	\$1,140,944.02
10. Adjacent site incentive payment	\$0.00
11. Baseload incentive payment	\$0.00
12. Co-generation incentive payment	\$0.00
13. Alternative energy incentive payment	\$188,550.00
14. Total incentive payments (<i>sum of Lines 10 through 13</i>)	\$188,550.00
15. Spent nuclear fuel payment	\$0.00
16. Total Utility Aid – this is the utility aid payment listed on the front of the estimate (<i>sum of Lines 9, 14 and 15</i>)	\$1,329,494.02

Supplemental County and Municipal Aid

- Under state law, supplemental county and municipal aid paid to each county and municipality is determined by 2023 Wisconsin Act 12 (sec. 79.037, Wis. Stats.)
- For detailed information, review [county and municipal aid spreadsheet](#)

Supplemental County and Municipal Aid Calculation	
1. Prior year supplemental county and municipal aid	\$741,795.00
2. Increase due to sales tax revenue including adjustments (<i>district changes</i>)	\$17,061.28
3. Total Supplemental County and Municipal Aid (<i>sum of Lines 1 and 2</i>)	\$758,856.28

Expenditure Restraint Incentive Program

- Only municipalities are eligible to receive Expenditure Restraint Incentive Program (ERIP) payments
- Under state law, in 2025, each municipality will receive a payment that is equal to the amount of the payment received by the municipality in 2024 (sec. 79.05(4), Wis. Stats., from 2023 WI Act 12 – notwithstanding subs. (2) and (3))

Contact Information

If you have questions, contact us at lgs@wisconsin.gov, (608) 266-8618 or (608) 261-5167.



State of Wisconsin • DEPARTMENT OF REVENUE

DIVISION OF STATE AND LOCAL FINANCE • BUREAU OF LOCAL GOVERNMENT SERVICES • 2135 RIMROCK RD MADISON, WI 53713

Mailing Address:
PO Box 8971 #6-97
Madison WI 53708-8971
Fax: (608) 264-6887
lgs@wisconsin.gov

September 13, 2024

KIRK HASLOW
TOWN OF BEAVER
W3742 CAPITAL ROAD
LOYAL WI 54446

Notice of Shared Revenue – 2025 Original Estimate

Notice Information

The Wisconsin Department of Revenue (DOR) is providing the **estimated** shared revenue amounts your local government will receive in 2025 under current state law for county and municipal aid, supplemental county and municipal aid, utility aid and the expenditure restraint incentive program. This does not include adjustments, shown on the July and November payment notices.

District	TOWN OF BEAVER	County	CLARK	Co-muni code	10-002
-----------------	----------------	---------------	-------	---------------------	--------

Estimate Information

For an explanation of each aid payment listed below, review the additional information in this notice.

2025 Original Estimate	
1. County and municipal aid	\$80,361.22
2. Utility aid	\$0.00
3. Supplemental county and municipal aid	\$44,838.06
4. Expenditure restraint incentive program	\$0.00
5. Total Estimated 2025 Payments (sum of Lines 1-4)	\$125,199.28

Payment Information

Your local government will receive two distributions in 2025 :

- July 28, 2025: 15% of Line 1, 2, and 3 and 100% of Line 4 (*shown above*)
- November 17, 2025: balance of your 2025 aid payments

County and Municipal Aid

Under state law, the county and municipal aid paid to each county and municipality must be equal to the amount determined in 2012 (sec. 79.036, Wis. Stats.) and adjusted for fallen protective services insurance reimbursement (sec. 79.036(4), Wis. Stats.).

County and Municipal Aid Calculation	
1. Prior year county and municipal aid	\$78,560.15
2. Increase due to sales tax revenue, including adjustments (<i>district changes</i>)	\$1,806.88
3. Fallen protective services insurance adjustment	-\$5.81
4. Fallen protective services insurance reimbursement (<i>reported to DOR</i>)	\$0.00
5. Total County and Municipal Aid (sum of Lines 1-4)	\$80,361.22

Utility Aid

- Under state law, utility aid is distributed to each county and municipality where tax-exempt utility property is located (sec. 79.04, Wis. Stats.)
- Utility companies report utility property information to DOR annually
- DOR uses the provided information to accurately calculate utility aid (*shown below*)

Utility Aid Calculation	
1. Net book value, <i>as of December 31, 2024 (including expected additions/retirements)</i>	\$0.00
2. Total net book value payment	\$0.00
3. Minimum payment	\$0.00
4. Megawatt capacity	0.0
5. Megawatt capacity payment	\$0.00
6. Closed/decommissioned production plant (phased down) payment	\$0.00
7. Subtotal (<i>sum of Lines 2, 3, 5 and 6</i>)	\$0.00
8. Population cap	\$354,450.00
9. Adjusted subtotal (<i>lesser of Line 7 or Line 8</i>)	\$0.00
10. Adjacent site incentive payment	\$0.00
11. Baseload incentive payment	\$0.00
12. Co-generation incentive payment	\$0.00
13. Alternative energy incentive payment	\$0.00
14. Total incentive payments (<i>sum of Lines 10 through 13</i>)	\$0.00
15. Spent nuclear fuel payment	\$0.00
16. Total Utility Aid – this is the utility aid payment listed on the front of the estimate (<i>sum of Lines 9, 14 and 15</i>)	\$0.00

Supplemental County and Municipal Aid

- Under state law, supplemental county and municipal aid paid to each county and municipality is determined by 2023 Wisconsin Act 12 (sec. 79.037, Wis. Stats.)
- For detailed information, review [county and municipal aid spreadsheet](#)

Supplemental County and Municipal Aid Calculation	
1. Prior year supplemental county and municipal aid	\$43,829.97
2. Increase due to sales tax revenue including adjustments (<i>district changes</i>)	\$1,008.09
3. Total Supplemental County and Municipal Aid (<i>sum of Lines 1 and 2</i>)	\$44,838.06

Expenditure Restraint Incentive Program

- Only municipalities are eligible to receive Expenditure Restraint Incentive Program (ERIP) payments
- Under state law, in 2025, each municipality will receive a payment that is equal to the amount of the payment received by the municipality in 2024 (sec. 79.05(4), Wis. Stats., from 2023 WI Act 12 – notwithstanding subs. (2) and (3))

Contact Information

If you have questions, contact us at lgs@wisconsin.gov, (608) 266-8618 or (608) 261-5167.



State of Wisconsin • DEPARTMENT OF REVENUE

DIVISION OF STATE AND LOCAL FINANCE • BUREAU OF LOCAL GOVERNMENT SERVICES • 2135 RIMROCK RD MADISON, WI 53713

Mailing Address:
PO Box 8971 #6-97
Madison WI 53708-8971
Fax: (608) 264-6887
lgs@wisconsin.gov

September 13, 2024

JANICE KRZYZANOWSKI
TOWN OF BUTLER
W9915 COUNTY HWY MM
THORP WI 54771-8106

Notice of Shared Revenue – 2025 Original Estimate

Notice Information

The Wisconsin Department of Revenue (DOR) is providing the **estimated** shared revenue amounts your local government will receive in 2025 under current state law for county and municipal aid, supplemental county and municipal aid, utility aid and the expenditure restraint incentive program. This does not include adjustments, shown on the July and November payment notices.

District	TOWN OF BUTLER	County	CLARK	Co-muni code	10-004
-----------------	----------------	---------------	-------	---------------------	--------

Estimate Information

For an explanation of each aid payment listed below, review the additional information in this notice.

2025 Original Estimate	
1. County and municipal aid	\$19,072.32
2. Utility aid	\$0.00
3. Supplemental county and municipal aid	\$32,685.02
4. Expenditure restraint incentive program	\$0.00
5. Total Estimated 2025 Payments (sum of Lines 1-4)	\$51,757.34

Payment Information

Your local government will receive two distributions in 2025 :

- July 28, 2025: 15% of Line 1, 2, and 3 and 100% of Line 4 (*shown above*)
- November 17, 2025: balance of your 2025 aid payments

County and Municipal Aid

Under state law, the county and municipal aid paid to each county and municipality must be equal to the amount determined in 2012 (sec. 79.036, Wis. Stats.) and adjusted for fallen protective services insurance reimbursement (sec. 79.036(4), Wis. Stats.).

County and Municipal Aid Calculation	
1. Prior year county and municipal aid	\$18,644.87
2. Increase due to sales tax revenue, including adjustments (<i>district changes</i>)	\$428.83
3. Fallen protective services insurance adjustment	-\$1.38
4. Fallen protective services insurance reimbursement (<i>reported to DOR</i>)	\$0.00
5. Total County and Municipal Aid (sum of Lines 1-4)	\$19,072.32

Utility Aid

- Under state law, utility aid is distributed to each county and municipality where tax-exempt utility property is located (sec. 79.04, Wis. Stats.)
- Utility companies report utility property information to DOR annually
- DOR uses the provided information to accurately calculate utility aid (*shown below*)

Utility Aid Calculation	
1. Net book value, <i>as of December 31, 2024 (including expected additions/retirements)</i>	\$0.00
2. Total net book value payment	\$0.00
3. Minimum payment	\$0.00
4. Megawatt capacity	0.0
5. Megawatt capacity payment	\$0.00
6. Closed/decommissioned production plant (phased down) payment	\$0.00
7. Subtotal (<i>sum of Lines 2, 3, 5 and 6</i>)	\$0.00
8. Population cap	\$49,725.00
9. Adjusted subtotal (<i>lesser of Line 7 or Line 8</i>)	\$0.00
10. Adjacent site incentive payment	\$0.00
11. Baseload incentive payment	\$0.00
12. Co-generation incentive payment	\$0.00
13. Alternative energy incentive payment	\$0.00
14. Total incentive payments (<i>sum of Lines 10 through 13</i>)	\$0.00
15. Spent nuclear fuel payment	\$0.00
16. Total Utility Aid – this is the utility aid payment listed on the front of the estimate (<i>sum of Lines 9, 14 and 15</i>)	\$0.00

Supplemental County and Municipal Aid

- Under state law, supplemental county and municipal aid paid to each county and municipality is determined by 2023 Wisconsin Act 12 (sec. 79.037, Wis. Stats.)
- For detailed information, review [county and municipal aid spreadsheet](#)

Supplemental County and Municipal Aid Calculation	
1. Prior year supplemental county and municipal aid	\$31,950.17
2. Increase due to sales tax revenue including adjustments (<i>district changes</i>)	\$734.85
3. Total Supplemental County and Municipal Aid (<i>sum of Lines 1 and 2</i>)	\$32,685.02

Expenditure Restraint Incentive Program

- Only municipalities are eligible to receive Expenditure Restraint Incentive Program (ERIP) payments
- Under state law, in 2025, each municipality will receive a payment that is equal to the amount of the payment received by the municipality in 2024 (sec. 79.05(4), Wis. Stats., from 2023 WI Act 12 – notwithstanding subs. (2) and (3))

Contact Information

If you have questions, contact us at lgs@wisconsin.gov, (608) 266-8618 or (608) 261-5167.



State of Wisconsin • DEPARTMENT OF REVENUE

DIVISION OF STATE AND LOCAL FINANCE • BUREAU OF LOCAL GOVERNMENT SERVICES • 2135 RIMROCK RD MADISON, WI 53713

Mailing Address:
PO Box 8971 #6-97
Madison WI 53708-8971
Fax: (608) 264-6887
lgs@wisconsin.gov

September 13, 2024

CARRI WEILER
TOWN OF COLBY
W308 CLOVERDALE RD
COLBY WI 54421

Notice of Shared Revenue – 2025 Original Estimate

Notice Information

The Wisconsin Department of Revenue (DOR) is providing the **estimated** shared revenue amounts your local government will receive in 2025 under current state law for county and municipal aid, supplemental county and municipal aid, utility aid and the expenditure restraint incentive program. This does not include adjustments, shown on the July and November payment notices.

District	TOWN OF COLBY	County	CLARK	Co-muni code	10-006
-----------------	---------------	---------------	-------	---------------------	--------

Estimate Information

For an explanation of each aid payment listed below, review the additional information in this notice.

2025 Original Estimate	
1. County and municipal aid	\$57,408.95
2. Utility aid	\$42,865.49
3. Supplemental county and municipal aid	\$46,573.33
4. Expenditure restraint incentive program	\$0.00
5. Total Estimated 2025 Payments (sum of Lines 1-4)	\$146,847.77

Payment Information

Your local government will receive two distributions in 2025 :

- July 28, 2025: 15% of Line 1, 2, and 3 and 100% of Line 4 (*shown above*)
- November 17, 2025: balance of your 2025 aid payments

County and Municipal Aid

Under state law, the county and municipal aid paid to each county and municipality must be equal to the amount determined in 2012 (sec. 79.036, Wis. Stats.) and adjusted for fallen protective services insurance reimbursement (sec. 79.036(4), Wis. Stats.).

County and Municipal Aid Calculation	
1. Prior year county and municipal aid	\$56,122.29
2. Increase due to sales tax revenue, including adjustments (<i>district changes</i>)	\$1,290.81
3. Fallen protective services insurance adjustment	-\$4.15
4. Fallen protective services insurance reimbursement (<i>reported to DOR</i>)	\$0.00
5. Total County and Municipal Aid (sum of Lines 1-4)	\$57,408.95

Utility Aid

- Under state law, utility aid is distributed to each county and municipality where tax-exempt utility property is located (sec. 79.04, Wis. Stats.)
- Utility companies report utility property information to DOR annually
- DOR uses the provided information to accurately calculate utility aid (*shown below*)

Utility Aid Calculation	
1. Net book value, <i>as of December 31, 2024 (including expected additions/retirements)</i>	\$14,288,496.00
2. Total net book value payment	\$42,865.49
3. Minimum payment	\$0.00
4. Megawatt capacity	0.0
5. Megawatt capacity payment	\$0.00
6. Closed/decommissioned production plant (phased down) payment	\$0.00
7. Subtotal (<i>sum of Lines 2, 3, 5 and 6</i>)	\$42,865.49
8. Population cap	\$388,450.00
9. Adjusted subtotal (<i>lesser of Line 7 or Line 8</i>)	\$42,865.49
10. Adjacent site incentive payment	\$0.00
11. Baseload incentive payment	\$0.00
12. Co-generation incentive payment	\$0.00
13. Alternative energy incentive payment	\$0.00
14. Total incentive payments (<i>sum of Lines 10 through 13</i>)	\$0.00
15. Spent nuclear fuel payment	\$0.00
16. Total Utility Aid – this is the utility aid payment listed on the front of the estimate (<i>sum of Lines 9, 14 and 15</i>)	\$42,865.49

Supplemental County and Municipal Aid

- Under state law, supplemental county and municipal aid paid to each county and municipality is determined by 2023 Wisconsin Act 12 (sec. 79.037, Wis. Stats.)
- For detailed information, review [county and municipal aid spreadsheet](#)

Supplemental County and Municipal Aid Calculation	
1. Prior year supplemental county and municipal aid	\$45,526.23
2. Increase due to sales tax revenue including adjustments (<i>district changes</i>)	\$1,047.10
3. Total Supplemental County and Municipal Aid (<i>sum of Lines 1 and 2</i>)	\$46,573.33

Expenditure Restraint Incentive Program

- Only municipalities are eligible to receive Expenditure Restraint Incentive Program (ERIP) payments
- Under state law, in 2025, each municipality will receive a payment that is equal to the amount of the payment received by the municipality in 2024 (sec. 79.05(4), Wis. Stats., from 2023 WI Act 12 – notwithstanding subs. (2) and (3))

Contact Information

If you have questions, contact us at lgs@wisconsin.gov, (608) 266-8618 or (608) 261-5167.



State of Wisconsin • DEPARTMENT OF REVENUE

DIVISION OF STATE AND LOCAL FINANCE • BUREAU OF LOCAL GOVERNMENT SERVICES • 2135 RIMROCK RD MADISON, WI 53713

Mailing Address:
PO Box 8971 #6-97
Madison WI 53708-8971
Fax: (608) 264-6887
lgs@wisconsin.gov

September 13, 2024

STEVEN KUNES
TOWN OF DEWHURST
N103 RIVIERA AVE
MERRILLAN WI 54754

Notice of Shared Revenue – 2025 Original Estimate

Notice Information

The Wisconsin Department of Revenue (DOR) is providing the **estimated** shared revenue amounts your local government will receive in 2025 under current state law for county and municipal aid, supplemental county and municipal aid, utility aid and the expenditure restraint incentive program. This does not include adjustments, shown on the July and November payment notices.

District	TOWN OF DEWHURST	County	CLARK	Co-muni code	10-008
-----------------	------------------	---------------	-------	---------------------	--------

Estimate Information

For an explanation of each aid payment listed below, review the additional information in this notice.

2025 Original Estimate	
1. County and municipal aid	\$4,247.95
2. Utility aid	\$0.00
3. Supplemental county and municipal aid	\$36,777.34
4. Expenditure restraint incentive program	\$0.00
5. Total Estimated 2025 Payments (sum of Lines 1-4)	\$41,025.29

Payment Information

Your local government will receive two distributions in 2025 :

- July 28, 2025: 15% of Line 1, 2, and 3 and 100% of Line 4 (*shown above*)
- November 17, 2025: balance of your 2025 aid payments

County and Municipal Aid

Under state law, the county and municipal aid paid to each county and municipality must be equal to the amount determined in 2012 (sec. 79.036, Wis. Stats.) and adjusted for fallen protective services insurance reimbursement (sec. 79.036(4), Wis. Stats.).

County and Municipal Aid Calculation	
1. Prior year county and municipal aid	\$4,152.75
2. Increase due to sales tax revenue, including adjustments (<i>district changes</i>)	\$95.51
3. Fallen protective services insurance adjustment	-\$0.31
4. Fallen protective services insurance reimbursement (<i>reported to DOR</i>)	\$0.00
5. Total County and Municipal Aid (sum of Lines 1-4)	\$4,247.95

Utility Aid

- Under state law, utility aid is distributed to each county and municipality where tax-exempt utility property is located (sec. 79.04, Wis. Stats.)
- Utility companies report utility property information to DOR annually
- DOR uses the provided information to accurately calculate utility aid (*shown below*)

Utility Aid Calculation	
1. Net book value, <i>as of December 31, 2024 (including expected additions/retirements)</i>	\$0.00
2. Total net book value payment	\$0.00
3. Minimum payment	\$0.00
4. Megawatt capacity	0.0
5. Megawatt capacity payment	\$0.00
6. Closed/decommissioned production plant (phased down) payment	\$0.00
7. Subtotal (<i>sum of Lines 2, 3, 5 and 6</i>)	\$0.00
8. Population cap	\$151,725.00
9. Adjusted subtotal (<i>lesser of Line 7 or Line 8</i>)	\$0.00
10. Adjacent site incentive payment	\$0.00
11. Baseload incentive payment	\$0.00
12. Co-generation incentive payment	\$0.00
13. Alternative energy incentive payment	\$0.00
14. Total incentive payments (<i>sum of Lines 10 through 13</i>)	\$0.00
15. Spent nuclear fuel payment	\$0.00
16. Total Utility Aid – this is the utility aid payment listed on the front of the estimate (<i>sum of Lines 9, 14 and 15</i>)	\$0.00

Supplemental County and Municipal Aid

- Under state law, supplemental county and municipal aid paid to each county and municipality is determined by 2023 Wisconsin Act 12 (sec. 79.037, Wis. Stats.)
- For detailed information, review [county and municipal aid spreadsheet](#)

Supplemental County and Municipal Aid Calculation	
1. Prior year supplemental county and municipal aid	\$35,950.48
2. Increase due to sales tax revenue including adjustments (<i>district changes</i>)	\$826.86
3. Total Supplemental County and Municipal Aid (<i>sum of Lines 1 and 2</i>)	\$36,777.34

Expenditure Restraint Incentive Program

- Only municipalities are eligible to receive Expenditure Restraint Incentive Program (ERIP) payments
- Under state law, in 2025, each municipality will receive a payment that is equal to the amount of the payment received by the municipality in 2024 (sec. 79.05(4), Wis. Stats., from 2023 WI Act 12 – notwithstanding subs. (2) and (3))

Contact Information

If you have questions, contact us at lgs@wisconsin.gov, (608) 266-8618 or (608) 261-5167.



State of Wisconsin • DEPARTMENT OF REVENUE

DIVISION OF STATE AND LOCAL FINANCE • BUREAU OF LOCAL GOVERNMENT SERVICES • 2135 RIMROCK RD MADISON, WI 53713

Mailing Address:
PO Box 8971 #6-97
Madison WI 53708-8971
Fax: (608) 264-6887
lgs@wisconsin.gov

September 13, 2024

MICHELLE LUCAS
TOWN OF EATON
W5937 DOVE ROAD
GREENWOOD WI 54437

Notice of Shared Revenue – 2025 Original Estimate

Notice Information

The Wisconsin Department of Revenue (DOR) is providing the **estimated** shared revenue amounts your local government will receive in 2025 under current state law for county and municipal aid, supplemental county and municipal aid, utility aid and the expenditure restraint incentive program. This does not include adjustments, shown on the July and November payment notices.

District	TOWN OF EATON	County	CLARK	Co-muni code	10-010
-----------------	---------------	---------------	-------	---------------------	--------

Estimate Information

For an explanation of each aid payment listed below, review the additional information in this notice.

2025 Original Estimate	
1. County and municipal aid	\$39,751.55
2. Utility aid	\$11,390.89
3. Supplemental county and municipal aid	\$43,033.83
4. Expenditure restraint incentive program	\$0.00
5. Total Estimated 2025 Payments (sum of Lines 1-4)	\$94,176.27

Payment Information

Your local government will receive two distributions in 2025 :

- July 28, 2025: 15% of Line 1, 2, and 3 and 100% of Line 4 (*shown above*)
- November 17, 2025: balance of your 2025 aid payments

County and Municipal Aid

Under state law, the county and municipal aid paid to each county and municipality must be equal to the amount determined in 2012 (sec. 79.036, Wis. Stats.) and adjusted for fallen protective services insurance reimbursement (sec. 79.036(4), Wis. Stats.).

County and Municipal Aid Calculation	
1. Prior year county and municipal aid	\$38,860.63
2. Increase due to sales tax revenue, including adjustments (<i>district changes</i>)	\$893.79
3. Fallen protective services insurance adjustment	-\$2.87
4. Fallen protective services insurance reimbursement (<i>reported to DOR</i>)	\$0.00
5. Total County and Municipal Aid (sum of Lines 1-4)	\$39,751.55

Utility Aid

- Under state law, utility aid is distributed to each county and municipality where tax-exempt utility property is located (sec. 79.04, Wis. Stats.)
- Utility companies report utility property information to DOR annually
- DOR uses the provided information to accurately calculate utility aid (*shown below*)

Utility Aid Calculation	
1. Net book value, <i>as of December 31, 2024 (including expected additions/retirements)</i>	\$3,796,962.00
2. Total net book value payment	\$11,390.89
3. Minimum payment	\$0.00
4. Megawatt capacity	0.0
5. Megawatt capacity payment	\$0.00
6. Closed/decommissioned production plant (phased down) payment	\$0.00
7. Subtotal (<i>sum of Lines 2, 3, 5 and 6</i>)	\$11,390.89
8. Population cap	\$301,325.00
9. Adjusted subtotal (<i>lesser of Line 7 or Line 8</i>)	\$11,390.89
10. Adjacent site incentive payment	\$0.00
11. Baseload incentive payment	\$0.00
12. Co-generation incentive payment	\$0.00
13. Alternative energy incentive payment	\$0.00
14. Total incentive payments (<i>sum of Lines 10 through 13</i>)	\$0.00
15. Spent nuclear fuel payment	\$0.00
16. Total Utility Aid – this is the utility aid payment listed on the front of the estimate (<i>sum of Lines 9, 14 and 15</i>)	\$11,390.89

Supplemental County and Municipal Aid

- Under state law, supplemental county and municipal aid paid to each county and municipality is determined by 2023 Wisconsin Act 12 (sec. 79.037, Wis. Stats.)
- For detailed information, review [county and municipal aid spreadsheet](#)

Supplemental County and Municipal Aid Calculation	
1. Prior year supplemental county and municipal aid	\$42,066.31
2. Increase due to sales tax revenue including adjustments (<i>district changes</i>)	\$967.52
3. Total Supplemental County and Municipal Aid (<i>sum of Lines 1 and 2</i>)	\$43,033.83

Expenditure Restraint Incentive Program

- Only municipalities are eligible to receive Expenditure Restraint Incentive Program (ERIP) payments
- Under state law, in 2025, each municipality will receive a payment that is equal to the amount of the payment received by the municipality in 2024 (sec. 79.05(4), Wis. Stats., from 2023 WI Act 12 – notwithstanding subs. (2) and (3))

Contact Information

If you have questions, contact us at lgs@wisconsin.gov, (608) 266-8618 or (608) 261-5167.



State of Wisconsin • DEPARTMENT OF REVENUE

DIVISION OF STATE AND LOCAL FINANCE • BUREAU OF LOCAL GOVERNMENT SERVICES • 2135 RIMROCK RD MADISON, WI 53713

Mailing Address:
PO Box 8971 #6-97
Madison WI 53708-8971
Fax: (608) 264-6887
lgs@wisconsin.gov

September 13, 2024

CAROL POEHNLEIN
TOWN OF FOSTER
N8875 BERNYCE LANE
WILLARD WI 54493-8909

Notice of Shared Revenue – 2025 Original Estimate

Notice Information

The Wisconsin Department of Revenue (DOR) is providing the **estimated** shared revenue amounts your local government will receive in 2025 under current state law for county and municipal aid, supplemental county and municipal aid, utility aid and the expenditure restraint incentive program. This does not include adjustments, shown on the July and November payment notices.

District	TOWN OF FOSTER	County	CLARK	Co-muni code	10-012
-----------------	----------------	---------------	-------	---------------------	--------

Estimate Information

For an explanation of each aid payment listed below, review the additional information in this notice.

2025 Original Estimate	
1. County and municipal aid	\$12,141.94
2. Utility aid	\$0.00
3. Supplemental county and municipal aid	\$32,736.61
4. Expenditure restraint incentive program	\$0.00
5. Total Estimated 2025 Payments (sum of Lines 1-4)	\$44,878.55

Payment Information

Your local government will receive two distributions in 2025 :

- July 28, 2025: 15% of Line 1, 2, and 3 and 100% of Line 4 (*shown above*)
- November 17, 2025: balance of your 2025 aid payments

County and Municipal Aid

Under state law, the county and municipal aid paid to each county and municipality must be equal to the amount determined in 2012 (sec. 79.036, Wis. Stats.) and adjusted for fallen protective services insurance reimbursement (sec. 79.036(4), Wis. Stats.).

County and Municipal Aid Calculation	
1. Prior year county and municipal aid	\$11,869.81
2. Increase due to sales tax revenue, including adjustments (<i>district changes</i>)	\$273.01
3. Fallen protective services insurance adjustment	-\$0.88
4. Fallen protective services insurance reimbursement (<i>reported to DOR</i>)	\$0.00
5. Total County and Municipal Aid (sum of Lines 1-4)	\$12,141.94

Utility Aid

- Under state law, utility aid is distributed to each county and municipality where tax-exempt utility property is located (sec. 79.04, Wis. Stats.)
- Utility companies report utility property information to DOR annually
- DOR uses the provided information to accurately calculate utility aid (*shown below*)

Utility Aid Calculation	
1. Net book value, <i>as of December 31, 2024 (including expected additions/retirements)</i>	\$0.00
2. Total net book value payment	\$0.00
3. Minimum payment	\$0.00
4. Megawatt capacity	0.0
5. Megawatt capacity payment	\$0.00
6. Closed/decommissioned production plant (phased down) payment	\$0.00
7. Subtotal (<i>sum of Lines 2, 3, 5 and 6</i>)	\$0.00
8. Population cap	\$52,700.00
9. Adjusted subtotal (<i>lesser of Line 7 or Line 8</i>)	\$0.00
10. Adjacent site incentive payment	\$0.00
11. Baseload incentive payment	\$0.00
12. Co-generation incentive payment	\$0.00
13. Alternative energy incentive payment	\$0.00
14. Total incentive payments (<i>sum of Lines 10 through 13</i>)	\$0.00
15. Spent nuclear fuel payment	\$0.00
16. Total Utility Aid – this is the utility aid payment listed on the front of the estimate (<i>sum of Lines 9, 14 and 15</i>)	\$0.00

Supplemental County and Municipal Aid

- Under state law, supplemental county and municipal aid paid to each county and municipality is determined by 2023 Wisconsin Act 12 (sec. 79.037, Wis. Stats.)
- For detailed information, review [county and municipal aid spreadsheet](#)

Supplemental County and Municipal Aid Calculation	
1. Prior year supplemental county and municipal aid	\$32,000.60
2. Increase due to sales tax revenue including adjustments (<i>district changes</i>)	\$736.01
3. Total Supplemental County and Municipal Aid (<i>sum of Lines 1 and 2</i>)	\$32,736.61

Expenditure Restraint Incentive Program

- Only municipalities are eligible to receive Expenditure Restraint Incentive Program (ERIP) payments
- Under state law, in 2025, each municipality will receive a payment that is equal to the amount of the payment received by the municipality in 2024 (sec. 79.05(4), Wis. Stats., from 2023 WI Act 12 – notwithstanding subs. (2) and (3))

Contact Information

If you have questions, contact us at lgs@wisconsin.gov, (608) 266-8618 or (608) 261-5167.



State of Wisconsin • DEPARTMENT OF REVENUE

DIVISION OF STATE AND LOCAL FINANCE • BUREAU OF LOCAL GOVERNMENT SERVICES • 2135 RIMROCK RD MADISON, WI 53713

Mailing Address:
PO Box 8971 #6-97
Madison WI 53708-8971
Fax: (608) 264-6887
lgs@wisconsin.gov

September 13, 2024

THERESA FISCHER
TOWN OF FREMONT
PO BOX 96, N5671 OAK ST
CHILI WI 54420-0096

Notice of Shared Revenue – 2025 Original Estimate

Notice Information

The Wisconsin Department of Revenue (DOR) is providing the **estimated** shared revenue amounts your local government will receive in 2025 under current state law for county and municipal aid, supplemental county and municipal aid, utility aid and the expenditure restraint incentive program. This does not include adjustments, shown on the July and November payment notices.

District	TOWN OF FREMONT	County	CLARK	Co-muni code	10-014
-----------------	-----------------	---------------	-------	---------------------	--------

Estimate Information

For an explanation of each aid payment listed below, review the additional information in this notice.

2025 Original Estimate	
1. County and municipal aid	\$63,656.61
2. Utility aid	\$641.20
3. Supplemental county and municipal aid	\$53,477.88
4. Expenditure restraint incentive program	\$0.00
5. Total Estimated 2025 Payments (sum of Lines 1-4)	\$117,775.69

Payment Information

Your local government will receive two distributions in 2025 :

- July 28, 2025: 15% of Line 1, 2, and 3 and 100% of Line 4 (*shown above*)
- November 17, 2025: balance of your 2025 aid payments

County and Municipal Aid

Under state law, the county and municipal aid paid to each county and municipality must be equal to the amount determined in 2012 (sec. 79.036, Wis. Stats.) and adjusted for fallen protective services insurance reimbursement (sec. 79.036(4), Wis. Stats.).

County and Municipal Aid Calculation	
1. Prior year county and municipal aid	\$62,229.92
2. Increase due to sales tax revenue, including adjustments (<i>district changes</i>)	\$1,431.29
3. Fallen protective services insurance adjustment	-\$4.60
4. Fallen protective services insurance reimbursement (<i>reported to DOR</i>)	\$0.00
5. Total County and Municipal Aid (sum of Lines 1-4)	\$63,656.61

Utility Aid

- Under state law, utility aid is distributed to each county and municipality where tax-exempt utility property is located (sec. 79.04, Wis. Stats.)
- Utility companies report utility property information to DOR annually
- DOR uses the provided information to accurately calculate utility aid (*shown below*)

Utility Aid Calculation	
1. Net book value, <i>as of December 31, 2024 (including expected additions/retirements)</i>	\$213,733.00
2. Total net book value payment	\$641.20
3. Minimum payment	\$0.00
4. Megawatt capacity	0.0
5. Megawatt capacity payment	\$0.00
6. Closed/decommissioned production plant (phased down) payment	\$0.00
7. Subtotal (<i>sum of Lines 2, 3, 5 and 6</i>)	\$641.20
8. Population cap	\$575,450.00
9. Adjusted subtotal (<i>lesser of Line 7 or Line 8</i>)	\$641.20
10. Adjacent site incentive payment	\$0.00
11. Baseload incentive payment	\$0.00
12. Co-generation incentive payment	\$0.00
13. Alternative energy incentive payment	\$0.00
14. Total incentive payments (<i>sum of Lines 10 through 13</i>)	\$0.00
15. Spent nuclear fuel payment	\$0.00
16. Total Utility Aid – this is the utility aid payment listed on the front of the estimate (<i>sum of Lines 9, 14 and 15</i>)	\$641.20

Supplemental County and Municipal Aid

- Under state law, supplemental county and municipal aid paid to each county and municipality is determined by 2023 Wisconsin Act 12 (sec. 79.037, Wis. Stats.)
- For detailed information, review [county and municipal aid spreadsheet](#)

Supplemental County and Municipal Aid Calculation	
1. Prior year supplemental county and municipal aid	\$52,275.54
2. Increase due to sales tax revenue including adjustments (<i>district changes</i>)	\$1,202.34
3. Total Supplemental County and Municipal Aid (<i>sum of Lines 1 and 2</i>)	\$53,477.88

Expenditure Restraint Incentive Program

- Only municipalities are eligible to receive Expenditure Restraint Incentive Program (ERIP) payments
- Under state law, in 2025, each municipality will receive a payment that is equal to the amount of the payment received by the municipality in 2024 (sec. 79.05(4), Wis. Stats., from 2023 WI Act 12 – notwithstanding subs. (2) and (3))

Contact Information

If you have questions, contact us at lgs@wisconsin.gov, (608) 266-8618 or (608) 261-5167.



State of Wisconsin • DEPARTMENT OF REVENUE

DIVISION OF STATE AND LOCAL FINANCE • BUREAU OF LOCAL GOVERNMENT SERVICES • 2135 RIMROCK RD MADISON, WI 53713

Mailing Address:
PO Box 8971 #6-97
Madison WI 53708-8971
Fax: (608) 264-6887
lgs@wisconsin.gov

September 13, 2024

RHONDA PERNSTEINER
TOWN OF GRANT
W3578 GRANTON RD
GRANTON WI 54436

Notice of Shared Revenue – 2025 Original Estimate

Notice Information

The Wisconsin Department of Revenue (DOR) is providing the **estimated** shared revenue amounts your local government will receive in 2025 under current state law for county and municipal aid, supplemental county and municipal aid, utility aid and the expenditure restraint incentive program. This does not include adjustments, shown on the July and November payment notices.

District	TOWN OF GRANT	County	CLARK	Co-muni code	10-016
-----------------	---------------	---------------	-------	---------------------	--------

Estimate Information

For an explanation of each aid payment listed below, review the additional information in this notice.

2025 Original Estimate	
1. County and municipal aid	\$87,567.66
2. Utility aid	\$0.00
3. Supplemental county and municipal aid	\$45,490.96
4. Expenditure restraint incentive program	\$0.00
5. Total Estimated 2025 Payments (sum of Lines 1-4)	\$133,058.62

Payment Information

Your local government will receive two distributions in 2025 :

- July 28, 2025: 15% of Line 1, 2, and 3 and 100% of Line 4 (*shown above*)
- November 17, 2025: balance of your 2025 aid payments

County and Municipal Aid

Under state law, the county and municipal aid paid to each county and municipality must be equal to the amount determined in 2012 (sec. 79.036, Wis. Stats.) and adjusted for fallen protective services insurance reimbursement (sec. 79.036(4), Wis. Stats.).

County and Municipal Aid Calculation	
1. Prior year county and municipal aid	\$85,605.07
2. Increase due to sales tax revenue, including adjustments (<i>district changes</i>)	\$1,968.92
3. Fallen protective services insurance adjustment	-\$6.33
4. Fallen protective services insurance reimbursement (<i>reported to DOR</i>)	\$0.00
5. Total County and Municipal Aid (sum of Lines 1-4)	\$87,567.66

Utility Aid

- Under state law, utility aid is distributed to each county and municipality where tax-exempt utility property is located (sec. 79.04, Wis. Stats.)
- Utility companies report utility property information to DOR annually
- DOR uses the provided information to accurately calculate utility aid (*shown below*)

Utility Aid Calculation	
1. Net book value, <i>as of December 31, 2024 (including expected additions/retirements)</i>	\$0.00
2. Total net book value payment	\$0.00
3. Minimum payment	\$0.00
4. Megawatt capacity	0.0
5. Megawatt capacity payment	\$0.00
6. Closed/decommissioned production plant (phased down) payment	\$0.00
7. Subtotal (<i>sum of Lines 2, 3, 5 and 6</i>)	\$0.00
8. Population cap	\$365,925.00
9. Adjusted subtotal (<i>lesser of Line 7 or Line 8</i>)	\$0.00
10. Adjacent site incentive payment	\$0.00
11. Baseload incentive payment	\$0.00
12. Co-generation incentive payment	\$0.00
13. Alternative energy incentive payment	\$0.00
14. Total incentive payments (<i>sum of Lines 10 through 13</i>)	\$0.00
15. Spent nuclear fuel payment	\$0.00
16. Total Utility Aid – this is the utility aid payment listed on the front of the estimate (<i>sum of Lines 9, 14 and 15</i>)	\$0.00

Supplemental County and Municipal Aid

- Under state law, supplemental county and municipal aid paid to each county and municipality is determined by 2023 Wisconsin Act 12 (sec. 79.037, Wis. Stats.)
- For detailed information, review [county and municipal aid spreadsheet](#)

Supplemental County and Municipal Aid Calculation	
1. Prior year supplemental county and municipal aid	\$44,468.19
2. Increase due to sales tax revenue including adjustments (<i>district changes</i>)	\$1,022.77
3. Total Supplemental County and Municipal Aid (<i>sum of Lines 1 and 2</i>)	\$45,490.96

Expenditure Restraint Incentive Program

- Only municipalities are eligible to receive Expenditure Restraint Incentive Program (ERIP) payments
- Under state law, in 2025, each municipality will receive a payment that is equal to the amount of the payment received by the municipality in 2024 (sec. 79.05(4), Wis. Stats., from 2023 WI Act 12 – notwithstanding subs. (2) and (3))

Contact Information

If you have questions, contact us at lgs@wisconsin.gov, (608) 266-8618 or (608) 261-5167.



State of Wisconsin • DEPARTMENT OF REVENUE

DIVISION OF STATE AND LOCAL FINANCE • BUREAU OF LOCAL GOVERNMENT SERVICES • 2135 RIMROCK RD MADISON, WI 53713

Mailing Address:
PO Box 8971 #6-97
Madison WI 53708-8971
Fax: (608) 264-6887
lgs@wisconsin.gov

September 13, 2024

DAWN BROSSOW
TOWN OF GREEN GROVE
N14361 CARDINAL AVENUE
OWEN WI 54460-8770

Notice of Shared Revenue – 2025 Original Estimate

Notice Information

The Wisconsin Department of Revenue (DOR) is providing the **estimated** shared revenue amounts your local government will receive in 2025 under current state law for county and municipal aid, supplemental county and municipal aid, utility aid and the expenditure restraint incentive program. This does not include adjustments, shown on the July and November payment notices.

District	TOWN OF GREEN GROVE	County	CLARK	Co-muni code	10-018
-----------------	---------------------	---------------	-------	---------------------	--------

Estimate Information

For an explanation of each aid payment listed below, review the additional information in this notice.

2025 Original Estimate	
1. County and municipal aid	\$41,004.99
2. Utility aid	\$1,700.90
3. Supplemental county and municipal aid	\$43,635.27
4. Expenditure restraint incentive program	\$0.00
5. Total Estimated 2025 Payments (sum of Lines 1-4)	\$86,341.16

Payment Information

Your local government will receive two distributions in 2025 :

- July 28, 2025: 15% of Line 1, 2, and 3 and 100% of Line 4 (*shown above*)
- November 17, 2025: balance of your 2025 aid payments

County and Municipal Aid

Under state law, the county and municipal aid paid to each county and municipality must be equal to the amount determined in 2012 (sec. 79.036, Wis. Stats.) and adjusted for fallen protective services insurance reimbursement (sec. 79.036(4), Wis. Stats.).

County and Municipal Aid Calculation	
1. Prior year county and municipal aid	\$40,085.97
2. Increase due to sales tax revenue, including adjustments (<i>district changes</i>)	\$921.98
3. Fallen protective services insurance adjustment	-\$2.96
4. Fallen protective services insurance reimbursement (<i>reported to DOR</i>)	\$0.00
5. Total County and Municipal Aid (sum of Lines 1-4)	\$41,004.99

Utility Aid

- Under state law, utility aid is distributed to each county and municipality where tax-exempt utility property is located (sec. 79.04, Wis. Stats.)
- Utility companies report utility property information to DOR annually
- DOR uses the provided information to accurately calculate utility aid (*shown below*)

Utility Aid Calculation	
1. Net book value, <i>as of December 31, 2024 (including expected additions/retirements)</i>	\$566,967.00
2. Total net book value payment	\$1,700.90
3. Minimum payment	\$0.00
4. Megawatt capacity	0.0
5. Megawatt capacity payment	\$0.00
6. Closed/decommissioned production plant (phased down) payment	\$0.00
7. Subtotal (<i>sum of Lines 2, 3, 5 and 6</i>)	\$1,700.90
8. Population cap	\$318,750.00
9. Adjusted subtotal (<i>lesser of Line 7 or Line 8</i>)	\$1,700.90
10. Adjacent site incentive payment	\$0.00
11. Baseload incentive payment	\$0.00
12. Co-generation incentive payment	\$0.00
13. Alternative energy incentive payment	\$0.00
14. Total incentive payments (<i>sum of Lines 10 through 13</i>)	\$0.00
15. Spent nuclear fuel payment	\$0.00
16. Total Utility Aid – this is the utility aid payment listed on the front of the estimate (<i>sum of Lines 9, 14 and 15</i>)	\$1,700.90

Supplemental County and Municipal Aid

- Under state law, supplemental county and municipal aid paid to each county and municipality is determined by 2023 Wisconsin Act 12 (sec. 79.037, Wis. Stats.)
- For detailed information, review [county and municipal aid spreadsheet](#)

Supplemental County and Municipal Aid Calculation	
1. Prior year supplemental county and municipal aid	\$42,654.22
2. Increase due to sales tax revenue including adjustments (<i>district changes</i>)	\$981.05
3. Total Supplemental County and Municipal Aid (<i>sum of Lines 1 and 2</i>)	\$43,635.27

Expenditure Restraint Incentive Program

- Only municipalities are eligible to receive Expenditure Restraint Incentive Program (ERIP) payments
- Under state law, in 2025, each municipality will receive a payment that is equal to the amount of the payment received by the municipality in 2024 (sec. 79.05(4), Wis. Stats., from 2023 WI Act 12 – notwithstanding subs. (2) and (3))

Contact Information

If you have questions, contact us at lgs@wisconsin.gov, (608) 266-8618 or (608) 261-5167.



State of Wisconsin • DEPARTMENT OF REVENUE

DIVISION OF STATE AND LOCAL FINANCE • BUREAU OF LOCAL GOVERNMENT SERVICES • 2135 RIMROCK RD MADISON, WI 53713

Mailing Address:
PO Box 8971 #6-97
Madison WI 53708-8971
Fax: (608) 264-6887
lgs@wisconsin.gov

September 13, 2024

MOLLY LUTHER
TOWN OF HENDREN
W9331 ROCK CREEK RD
WILLARD WI 54493-9028

Notice of Shared Revenue – 2025 Original Estimate

Notice Information

The Wisconsin Department of Revenue (DOR) is providing the **estimated** shared revenue amounts your local government will receive in 2025 under current state law for county and municipal aid, supplemental county and municipal aid, utility aid and the expenditure restraint incentive program. This does not include adjustments, shown on the July and November payment notices.

District	TOWN OF HENDREN	County	CLARK	Co-muni code	10-020
-----------------	-----------------	---------------	-------	---------------------	--------

Estimate Information

For an explanation of each aid payment listed below, review the additional information in this notice.

2025 Original Estimate	
1. County and municipal aid	\$38,887.56
2. Utility aid	\$125.43
3. Supplemental county and municipal aid	\$38,187.02
4. Expenditure restraint incentive program	\$0.00
5. Total Estimated 2025 Payments (sum of Lines 1-4)	\$77,200.01

Payment Information

Your local government will receive two distributions in 2025 :

- July 28, 2025: 15% of Line 1, 2, and 3 and 100% of Line 4 (*shown above*)
- November 17, 2025: balance of your 2025 aid payments

County and Municipal Aid

Under state law, the county and municipal aid paid to each county and municipality must be equal to the amount determined in 2012 (sec. 79.036, Wis. Stats.) and adjusted for fallen protective services insurance reimbursement (sec. 79.036(4), Wis. Stats.).

County and Municipal Aid Calculation	
1. Prior year county and municipal aid	\$38,016.00
2. Increase due to sales tax revenue, including adjustments (<i>district changes</i>)	\$874.37
3. Fallen protective services insurance adjustment	-\$2.81
4. Fallen protective services insurance reimbursement (<i>reported to DOR</i>)	\$0.00
5. Total County and Municipal Aid (sum of Lines 1-4)	\$38,887.56

Utility Aid

- Under state law, utility aid is distributed to each county and municipality where tax-exempt utility property is located (sec. 79.04, Wis. Stats.)
- Utility companies report utility property information to DOR annually
- DOR uses the provided information to accurately calculate utility aid (*shown below*)

Utility Aid Calculation	
1. Net book value, <i>as of December 31, 2024 (including expected additions/retirements)</i>	\$41,810.00
2. Total net book value payment	\$125.43
3. Minimum payment	\$0.00
4. Megawatt capacity	0.0
5. Megawatt capacity payment	\$0.00
6. Closed/decommissioned production plant (phased down) payment	\$0.00
7. Subtotal (<i>sum of Lines 2, 3, 5 and 6</i>)	\$125.43
8. Population cap	\$183,175.00
9. Adjusted subtotal (<i>lesser of Line 7 or Line 8</i>)	\$125.43
10. Adjacent site incentive payment	\$0.00
11. Baseload incentive payment	\$0.00
12. Co-generation incentive payment	\$0.00
13. Alternative energy incentive payment	\$0.00
14. Total incentive payments (<i>sum of Lines 10 through 13</i>)	\$0.00
15. Spent nuclear fuel payment	\$0.00
16. Total Utility Aid – this is the utility aid payment listed on the front of the estimate (<i>sum of Lines 9, 14 and 15</i>)	\$125.43

Supplemental County and Municipal Aid

- Under state law, supplemental county and municipal aid paid to each county and municipality is determined by 2023 Wisconsin Act 12 (sec. 79.037, Wis. Stats.)
- For detailed information, review [county and municipal aid spreadsheet](#)

Supplemental County and Municipal Aid Calculation	
1. Prior year supplemental county and municipal aid	\$37,328.47
2. Increase due to sales tax revenue including adjustments (<i>district changes</i>)	\$858.55
3. Total Supplemental County and Municipal Aid (<i>sum of Lines 1 and 2</i>)	\$38,187.02

Expenditure Restraint Incentive Program

- Only municipalities are eligible to receive Expenditure Restraint Incentive Program (ERIP) payments
- Under state law, in 2025, each municipality will receive a payment that is equal to the amount of the payment received by the municipality in 2024 (sec. 79.05(4), Wis. Stats., from 2023 WI Act 12 – notwithstanding subs. (2) and (3))

Contact Information

If you have questions, contact us at lgs@wisconsin.gov, (608) 266-8618 or (608) 261-5167.



State of Wisconsin • DEPARTMENT OF REVENUE

DIVISION OF STATE AND LOCAL FINANCE • BUREAU OF LOCAL GOVERNMENT SERVICES • 2135 RIMROCK RD MADISON, WI 53713

Mailing Address:
PO Box 8971 #6-97
Madison WI 53708-8971
Fax: (608) 264-6887
lgs@wisconsin.gov

September 13, 2024

RHONDA WITTE
TOWN OF HEWETT
PO BOX 365
NEILLSVILLE WI 54456

Notice of Shared Revenue – 2025 Original Estimate

Notice Information

The Wisconsin Department of Revenue (DOR) is providing the **estimated** shared revenue amounts your local government will receive in 2025 under current state law for county and municipal aid, supplemental county and municipal aid, utility aid and the expenditure restraint incentive program. This does not include adjustments, shown on the July and November payment notices.

District	TOWN OF HEWETT	County	CLARK	Co-muni code	10-022
-----------------	----------------	---------------	-------	---------------------	--------

Estimate Information

For an explanation of each aid payment listed below, review the additional information in this notice.

2025 Original Estimate	
1. County and municipal aid	\$9,579.50
2. Utility aid	\$0.00
3. Supplemental county and municipal aid	\$35,745.78
4. Expenditure restraint incentive program	\$0.00
5. Total Estimated 2025 Payments (sum of Lines 1-4)	\$45,325.28

Payment Information

Your local government will receive two distributions in 2025 :

- July 28, 2025: 15% of Line 1, 2, and 3 and 100% of Line 4 (*shown above*)
- November 17, 2025: balance of your 2025 aid payments

County and Municipal Aid

Under state law, the county and municipal aid paid to each county and municipality must be equal to the amount determined in 2012 (sec. 79.036, Wis. Stats.) and adjusted for fallen protective services insurance reimbursement (sec. 79.036(4), Wis. Stats.).

County and Municipal Aid Calculation	
1. Prior year county and municipal aid	\$9,364.80
2. Increase due to sales tax revenue, including adjustments (<i>district changes</i>)	\$215.39
3. Fallen protective services insurance adjustment	-\$0.69
4. Fallen protective services insurance reimbursement (<i>reported to DOR</i>)	\$0.00
5. Total County and Municipal Aid (sum of Lines 1-4)	\$9,579.50

Utility Aid

- Under state law, utility aid is distributed to each county and municipality where tax-exempt utility property is located (sec. 79.04, Wis. Stats.)
- Utility companies report utility property information to DOR annually
- DOR uses the provided information to accurately calculate utility aid (*shown below*)

Utility Aid Calculation	
1. Net book value, <i>as of December 31, 2024 (including expected additions/retirements)</i>	\$0.00
2. Total net book value payment	\$0.00
3. Minimum payment	\$0.00
4. Megawatt capacity	0.0
5. Megawatt capacity payment	\$0.00
6. Closed/decommissioned production plant (phased down) payment	\$0.00
7. Subtotal (<i>sum of Lines 2, 3, 5 and 6</i>)	\$0.00
8. Population cap	\$122,825.00
9. Adjusted subtotal (<i>lesser of Line 7 or Line 8</i>)	\$0.00
10. Adjacent site incentive payment	\$0.00
11. Baseload incentive payment	\$0.00
12. Co-generation incentive payment	\$0.00
13. Alternative energy incentive payment	\$0.00
14. Total incentive payments (<i>sum of Lines 10 through 13</i>)	\$0.00
15. Spent nuclear fuel payment	\$0.00
16. Total Utility Aid – this is the utility aid payment listed on the front of the estimate (<i>sum of Lines 9, 14 and 15</i>)	\$0.00

Supplemental County and Municipal Aid

- Under state law, supplemental county and municipal aid paid to each county and municipality is determined by 2023 Wisconsin Act 12 (sec. 79.037, Wis. Stats.)
- For detailed information, review [county and municipal aid spreadsheet](#)

Supplemental County and Municipal Aid Calculation	
1. Prior year supplemental county and municipal aid	\$34,942.11
2. Increase due to sales tax revenue including adjustments (<i>district changes</i>)	\$803.67
3. Total Supplemental County and Municipal Aid (<i>sum of Lines 1 and 2</i>)	\$35,745.78

Expenditure Restraint Incentive Program

- Only municipalities are eligible to receive Expenditure Restraint Incentive Program (ERIP) payments
- Under state law, in 2025, each municipality will receive a payment that is equal to the amount of the payment received by the municipality in 2024 (sec. 79.05(4), Wis. Stats., from 2023 WI Act 12 – notwithstanding subs. (2) and (3))

Contact Information

If you have questions, contact us at lgs@wisconsin.gov, (608) 266-8618 or (608) 261-5167.



State of Wisconsin • DEPARTMENT OF REVENUE

DIVISION OF STATE AND LOCAL FINANCE • BUREAU OF LOCAL GOVERNMENT SERVICES • 2135 RIMROCK RD MADISON, WI 53713

Mailing Address:
PO Box 8971 #6-97
Madison WI 53708-8971
Fax: (608) 264-6887
lgs@wisconsin.gov

September 13, 2024

TRACY RAU
TOWN OF HIXON
W6509 COUNTY ROAD X
WITHEE WI 54498

Notice of Shared Revenue – 2025 Original Estimate

Notice Information

The Wisconsin Department of Revenue (DOR) is providing the **estimated** shared revenue amounts your local government will receive in 2025 under current state law for county and municipal aid, supplemental county and municipal aid, utility aid and the expenditure restraint incentive program. This does not include adjustments, shown on the July and November payment notices.

District	TOWN OF HIXON	County	CLARK	Co-muni code	10-024
-----------------	---------------	---------------	-------	---------------------	--------

Estimate Information

For an explanation of each aid payment listed below, review the additional information in this notice.

2025 Original Estimate	
1. County and municipal aid	\$51,675.31
2. Utility aid	\$0.00
3. Supplemental county and municipal aid	\$46,143.83
4. Expenditure restraint incentive program	\$0.00
5. Total Estimated 2025 Payments (sum of Lines 1-4)	\$97,819.14

Payment Information

Your local government will receive two distributions in 2025 :

- July 28, 2025: 15% of Line 1, 2, and 3 and 100% of Line 4 (*shown above*)
- November 17, 2025: balance of your 2025 aid payments

County and Municipal Aid

Under state law, the county and municipal aid paid to each county and municipality must be equal to the amount determined in 2012 (sec. 79.036, Wis. Stats.) and adjusted for fallen protective services insurance reimbursement (sec. 79.036(4), Wis. Stats.).

County and Municipal Aid Calculation	
1. Prior year county and municipal aid	\$50,517.15
2. Increase due to sales tax revenue, including adjustments (<i>district changes</i>)	\$1,161.89
3. Fallen protective services insurance adjustment	-\$3.73
4. Fallen protective services insurance reimbursement (<i>reported to DOR</i>)	\$0.00
5. Total County and Municipal Aid (sum of Lines 1-4)	\$51,675.31

Utility Aid

- Under state law, utility aid is distributed to each county and municipality where tax-exempt utility property is located (sec. 79.04, Wis. Stats.)
- Utility companies report utility property information to DOR annually
- DOR uses the provided information to accurately calculate utility aid (*shown below*)

Utility Aid Calculation	
1. Net book value, <i>as of December 31, 2024 (including expected additions/retirements)</i>	\$0.00
2. Total net book value payment	\$0.00
3. Minimum payment	\$0.00
4. Megawatt capacity	0.0
5. Megawatt capacity payment	\$0.00
6. Closed/decommissioned production plant (phased down) payment	\$0.00
7. Subtotal (<i>sum of Lines 2, 3, 5 and 6</i>)	\$0.00
8. Population cap	\$384,625.00
9. Adjusted subtotal (<i>lesser of Line 7 or Line 8</i>)	\$0.00
10. Adjacent site incentive payment	\$0.00
11. Baseload incentive payment	\$0.00
12. Co-generation incentive payment	\$0.00
13. Alternative energy incentive payment	\$0.00
14. Total incentive payments (<i>sum of Lines 10 through 13</i>)	\$0.00
15. Spent nuclear fuel payment	\$0.00
16. Total Utility Aid – this is the utility aid payment listed on the front of the estimate (<i>sum of Lines 9, 14 and 15</i>)	\$0.00

Supplemental County and Municipal Aid

- Under state law, supplemental county and municipal aid paid to each county and municipality is determined by 2023 Wisconsin Act 12 (sec. 79.037, Wis. Stats.)
- For detailed information, review [county and municipal aid spreadsheet](#)

Supplemental County and Municipal Aid Calculation	
1. Prior year supplemental county and municipal aid	\$45,106.38
2. Increase due to sales tax revenue including adjustments (<i>district changes</i>)	\$1,037.45
3. Total Supplemental County and Municipal Aid (<i>sum of Lines 1 and 2</i>)	\$46,143.83

Expenditure Restraint Incentive Program

- Only municipalities are eligible to receive Expenditure Restraint Incentive Program (ERIP) payments
- Under state law, in 2025, each municipality will receive a payment that is equal to the amount of the payment received by the municipality in 2024 (sec. 79.05(4), Wis. Stats., from 2023 WI Act 12 – notwithstanding subs. (2) and (3))

Contact Information

If you have questions, contact us at lgs@wisconsin.gov, (608) 266-8618 or (608) 261-5167.



State of Wisconsin • DEPARTMENT OF REVENUE

DIVISION OF STATE AND LOCAL FINANCE • BUREAU OF LOCAL GOVERNMENT SERVICES • 2135 RIMROCK RD MADISON, WI 53713

Mailing Address:
PO Box 8971 #6-97
Madison WI 53708-8971
Fax: (608) 264-6887
lgs@wisconsin.gov

September 13, 2024

ELIZABETH DRAGER
TOWN OF HOARD
N16895 MILLER AVE
OWEN WI 54460

Notice of Shared Revenue – 2025 Original Estimate

Notice Information

The Wisconsin Department of Revenue (DOR) is providing the **estimated** shared revenue amounts your local government will receive in 2025 under current state law for county and municipal aid, supplemental county and municipal aid, utility aid and the expenditure restraint incentive program. This does not include adjustments, shown on the July and November payment notices.

District	TOWN OF HOARD	County	CLARK	Co-muni code	10-026
-----------------	---------------	---------------	-------	---------------------	--------

Estimate Information

For an explanation of each aid payment listed below, review the additional information in this notice.

2025 Original Estimate	
1. County and municipal aid	\$50,787.36
2. Utility aid	\$0.00
3. Supplemental county and municipal aid	\$44,305.41
4. Expenditure restraint incentive program	\$0.00
5. Total Estimated 2025 Payments (sum of Lines 1-4)	\$95,092.77

Payment Information

Your local government will receive two distributions in 2025 :

- July 28, 2025: 15% of Line 1, 2, and 3 and 100% of Line 4 (*shown above*)
- November 17, 2025: balance of your 2025 aid payments

County and Municipal Aid

Under state law, the county and municipal aid paid to each county and municipality must be equal to the amount determined in 2012 (sec. 79.036, Wis. Stats.) and adjusted for fallen protective services insurance reimbursement (sec. 79.036(4), Wis. Stats.).

County and Municipal Aid Calculation	
1. Prior year county and municipal aid	\$49,649.10
2. Increase due to sales tax revenue, including adjustments (<i>district changes</i>)	\$1,141.93
3. Fallen protective services insurance adjustment	-\$3.67
4. Fallen protective services insurance reimbursement (<i>reported to DOR</i>)	\$0.00
5. Total County and Municipal Aid (sum of Lines 1-4)	\$50,787.36

Utility Aid

- Under state law, utility aid is distributed to each county and municipality where tax-exempt utility property is located (sec. 79.04, Wis. Stats.)
- Utility companies report utility property information to DOR annually
- DOR uses the provided information to accurately calculate utility aid (*shown below*)

Utility Aid Calculation	
1. Net book value, <i>as of December 31, 2024 (including expected additions/retirements)</i>	\$0.00
2. Total net book value payment	\$0.00
3. Minimum payment	\$0.00
4. Megawatt capacity	0.0
5. Megawatt capacity payment	\$0.00
6. Closed/decommissioned production plant (phased down) payment	\$0.00
7. Subtotal (<i>sum of Lines 2, 3, 5 and 6</i>)	\$0.00
8. Population cap	\$333,200.00
9. Adjusted subtotal (<i>lesser of Line 7 or Line 8</i>)	\$0.00
10. Adjacent site incentive payment	\$0.00
11. Baseload incentive payment	\$0.00
12. Co-generation incentive payment	\$0.00
13. Alternative energy incentive payment	\$0.00
14. Total incentive payments (<i>sum of Lines 10 through 13</i>)	\$0.00
15. Spent nuclear fuel payment	\$0.00
16. Total Utility Aid – this is the utility aid payment listed on the front of the estimate (<i>sum of Lines 9, 14 and 15</i>)	\$0.00

Supplemental County and Municipal Aid

- Under state law, supplemental county and municipal aid paid to each county and municipality is determined by 2023 Wisconsin Act 12 (sec. 79.037, Wis. Stats.)
- For detailed information, review [county and municipal aid spreadsheet](#)

Supplemental County and Municipal Aid Calculation	
1. Prior year supplemental county and municipal aid	\$43,309.30
2. Increase due to sales tax revenue including adjustments (<i>district changes</i>)	\$996.11
3. Total Supplemental County and Municipal Aid (<i>sum of Lines 1 and 2</i>)	\$44,305.41

Expenditure Restraint Incentive Program

- Only municipalities are eligible to receive Expenditure Restraint Incentive Program (ERIP) payments
- Under state law, in 2025, each municipality will receive a payment that is equal to the amount of the payment received by the municipality in 2024 (sec. 79.05(4), Wis. Stats., from 2023 WI Act 12 – notwithstanding subs. (2) and (3))

Contact Information

If you have questions, contact us at lgs@wisconsin.gov, (608) 266-8618 or (608) 261-5167.



State of Wisconsin • DEPARTMENT OF REVENUE

DIVISION OF STATE AND LOCAL FINANCE • BUREAU OF LOCAL GOVERNMENT SERVICES • 2135 RIMROCK RD MADISON, WI 53713

Mailing Address:
PO Box 8971 #6-97
Madison WI 53708-8971
Fax: (608) 264-6887
lgs@wisconsin.gov

September 13, 2024

JANICE SHILTS
TOWN OF LEVIS
W6351 BRYAN AVE
NEILLSVILLE WI 54456-6840

Notice of Shared Revenue – 2025 Original Estimate

Notice Information

The Wisconsin Department of Revenue (DOR) is providing the **estimated** shared revenue amounts your local government will receive in 2025 under current state law for county and municipal aid, supplemental county and municipal aid, utility aid and the expenditure restraint incentive program. This does not include adjustments, shown on the July and November payment notices.

District	TOWN OF LEVIS	County	CLARK	Co-muni code	10-028
-----------------	---------------	---------------	-------	---------------------	--------

Estimate Information

For an explanation of each aid payment listed below, review the additional information in this notice.

2025 Original Estimate	
1. County and municipal aid	\$43,691.04
2. Utility aid	\$0.00
3. Supplemental county and municipal aid	\$38,187.02
4. Expenditure restraint incentive program	\$0.00
5. Total Estimated 2025 Payments (sum of Lines 1-4)	\$81,878.06

Payment Information

Your local government will receive two distributions in 2025 :

- July 28, 2025: 15% of Line 1, 2, and 3 and 100% of Line 4 (*shown above*)
- November 17, 2025: balance of your 2025 aid payments

County and Municipal Aid

Under state law, the county and municipal aid paid to each county and municipality must be equal to the amount determined in 2012 (sec. 79.036, Wis. Stats.) and adjusted for fallen protective services insurance reimbursement (sec. 79.036(4), Wis. Stats.).

County and Municipal Aid Calculation	
1. Prior year county and municipal aid	\$42,711.83
2. Increase due to sales tax revenue, including adjustments (<i>district changes</i>)	\$982.37
3. Fallen protective services insurance adjustment	-\$3.16
4. Fallen protective services insurance reimbursement (<i>reported to DOR</i>)	\$0.00
5. Total County and Municipal Aid (sum of Lines 1-4)	\$43,691.04

Utility Aid

- Under state law, utility aid is distributed to each county and municipality where tax-exempt utility property is located (sec. 79.04, Wis. Stats.)
- Utility companies report utility property information to DOR annually
- DOR uses the provided information to accurately calculate utility aid (*shown below*)

Utility Aid Calculation	
1. Net book value, <i>as of December 31, 2024 (including expected additions/retirements)</i>	\$0.00
2. Total net book value payment	\$0.00
3. Minimum payment	\$0.00
4. Megawatt capacity	0.0
5. Megawatt capacity payment	\$0.00
6. Closed/decommissioned production plant (phased down) payment	\$0.00
7. Subtotal (<i>sum of Lines 2, 3, 5 and 6</i>)	\$0.00
8. Population cap	\$184,025.00
9. Adjusted subtotal (<i>lesser of Line 7 or Line 8</i>)	\$0.00
10. Adjacent site incentive payment	\$0.00
11. Baseload incentive payment	\$0.00
12. Co-generation incentive payment	\$0.00
13. Alternative energy incentive payment	\$0.00
14. Total incentive payments (<i>sum of Lines 10 through 13</i>)	\$0.00
15. Spent nuclear fuel payment	\$0.00
16. Total Utility Aid – this is the utility aid payment listed on the front of the estimate (<i>sum of Lines 9, 14 and 15</i>)	\$0.00

Supplemental County and Municipal Aid

- Under state law, supplemental county and municipal aid paid to each county and municipality is determined by 2023 Wisconsin Act 12 (sec. 79.037, Wis. Stats.)
- For detailed information, review [county and municipal aid spreadsheet](#)

Supplemental County and Municipal Aid Calculation	
1. Prior year supplemental county and municipal aid	\$37,328.47
2. Increase due to sales tax revenue including adjustments (<i>district changes</i>)	\$858.55
3. Total Supplemental County and Municipal Aid (<i>sum of Lines 1 and 2</i>)	\$38,187.02

Expenditure Restraint Incentive Program

- Only municipalities are eligible to receive Expenditure Restraint Incentive Program (ERIP) payments
- Under state law, in 2025, each municipality will receive a payment that is equal to the amount of the payment received by the municipality in 2024 (sec. 79.05(4), Wis. Stats., from 2023 WI Act 12 – notwithstanding subs. (2) and (3))

Contact Information

If you have questions, contact us at lgs@wisconsin.gov, (608) 266-8618 or (608) 261-5167.



State of Wisconsin • DEPARTMENT OF REVENUE

DIVISION OF STATE AND LOCAL FINANCE • BUREAU OF LOCAL GOVERNMENT SERVICES • 2135 RIMROCK RD MADISON, WI 53713

Mailing Address:
PO Box 8971 #6-97
Madison WI 53708-8971
Fax: (608) 264-6887
lgs@wisconsin.gov

September 13, 2024

BILL DEVINE
TOWN OF LONGWOOD
N14478 COUNTY HWY DD
OWEN WI 54460-9711

Notice of Shared Revenue – 2025 Original Estimate

Notice Information

The Wisconsin Department of Revenue (DOR) is providing the **estimated** shared revenue amounts your local government will receive in 2025 under current state law for county and municipal aid, supplemental county and municipal aid, utility aid and the expenditure restraint incentive program. This does not include adjustments, shown on the July and November payment notices.

District	TOWN OF LONGWOOD	County	CLARK	Co-muni code	10-030
-----------------	------------------	---------------	-------	---------------------	--------

Estimate Information

For an explanation of each aid payment listed below, review the additional information in this notice.

2025 Original Estimate	
1. County and municipal aid	\$38,334.90
2. Utility aid	\$14.16
3. Supplemental county and municipal aid	\$45,662.77
4. Expenditure restraint incentive program	\$0.00
5. Total Estimated 2025 Payments (sum of Lines 1-4)	\$84,011.83

Payment Information

Your local government will receive two distributions in 2025 :

- July 28, 2025: 15% of Line 1, 2, and 3 and 100% of Line 4 (*shown above*)
- November 17, 2025: balance of your 2025 aid payments

County and Municipal Aid

Under state law, the county and municipal aid paid to each county and municipality must be equal to the amount determined in 2012 (sec. 79.036, Wis. Stats.) and adjusted for fallen protective services insurance reimbursement (sec. 79.036(4), Wis. Stats.).

County and Municipal Aid Calculation	
1. Prior year county and municipal aid	\$37,475.73
2. Increase due to sales tax revenue, including adjustments (<i>district changes</i>)	\$861.94
3. Fallen protective services insurance adjustment	-\$2.77
4. Fallen protective services insurance reimbursement (<i>reported to DOR</i>)	\$0.00
5. Total County and Municipal Aid (sum of Lines 1-4)	\$38,334.90

Utility Aid

- Under state law, utility aid is distributed to each county and municipality where tax-exempt utility property is located (sec. 79.04, Wis. Stats.)
- Utility companies report utility property information to DOR annually
- DOR uses the provided information to accurately calculate utility aid (*shown below*)

Utility Aid Calculation	
1. Net book value, <i>as of December 31, 2024 (including expected additions/retirements)</i>	\$4,720.00
2. Total net book value payment	\$14.16
3. Minimum payment	\$0.00
4. Megawatt capacity	0.0
5. Megawatt capacity payment	\$0.00
6. Closed/decommissioned production plant (phased down) payment	\$0.00
7. Subtotal (<i>sum of Lines 2, 3, 5 and 6</i>)	\$14.16
8. Population cap	\$374,425.00
9. Adjusted subtotal (<i>lesser of Line 7 or Line 8</i>)	\$14.16
10. Adjacent site incentive payment	\$0.00
11. Baseload incentive payment	\$0.00
12. Co-generation incentive payment	\$0.00
13. Alternative energy incentive payment	\$0.00
14. Total incentive payments (<i>sum of Lines 10 through 13</i>)	\$0.00
15. Spent nuclear fuel payment	\$0.00
16. Total Utility Aid – this is the utility aid payment listed on the front of the estimate (<i>sum of Lines 9, 14 and 15</i>)	\$14.16

Supplemental County and Municipal Aid

- Under state law, supplemental county and municipal aid paid to each county and municipality is determined by 2023 Wisconsin Act 12 (sec. 79.037, Wis. Stats.)
- For detailed information, review [county and municipal aid spreadsheet](#)

Supplemental County and Municipal Aid Calculation	
1. Prior year supplemental county and municipal aid	\$44,636.14
2. Increase due to sales tax revenue including adjustments (<i>district changes</i>)	\$1,026.63
3. Total Supplemental County and Municipal Aid (<i>sum of Lines 1 and 2</i>)	\$45,662.77

Expenditure Restraint Incentive Program

- Only municipalities are eligible to receive Expenditure Restraint Incentive Program (ERIP) payments
- Under state law, in 2025, each municipality will receive a payment that is equal to the amount of the payment received by the municipality in 2024 (sec. 79.05(4), Wis. Stats., from 2023 WI Act 12 – notwithstanding subs. (2) and (3))

Contact Information

If you have questions, contact us at lgs@wisconsin.gov, (608) 266-8618 or (608) 261-5167.



State of Wisconsin • DEPARTMENT OF REVENUE

DIVISION OF STATE AND LOCAL FINANCE • BUREAU OF LOCAL GOVERNMENT SERVICES • 2135 RIMROCK RD MADISON, WI 53713

Mailing Address:
PO Box 8971 #6-97
Madison WI 53708-8971
Fax: (608) 264-6887
lgs@wisconsin.gov

September 13, 2024

LACII KAUTZER
TOWN OF LOYAL
W3412 CHICKADEE RD
LOYAL WI 54446-8348

Notice of Shared Revenue – 2025 Original Estimate

Notice Information

The Wisconsin Department of Revenue (DOR) is providing the **estimated** shared revenue amounts your local government will receive in 2025 under current state law for county and municipal aid, supplemental county and municipal aid, utility aid and the expenditure restraint incentive program. This does not include adjustments, shown on the July and November payment notices.

District	TOWN OF LOYAL	County	CLARK	Co-muni code	10-032
-----------------	---------------	---------------	-------	---------------------	--------

Estimate Information

For an explanation of each aid payment listed below, review the additional information in this notice.

2025 Original Estimate	
1. County and municipal aid	\$78,917.92
2. Utility aid	\$3,596.38
3. Supplemental county and municipal aid	\$44,322.59
4. Expenditure restraint incentive program	\$0.00
5. Total Estimated 2025 Payments (sum of Lines 1-4)	\$126,836.89

Payment Information

Your local government will receive two distributions in 2025 :

- July 28, 2025: 15% of Line 1, 2, and 3 and 100% of Line 4 (*shown above*)
- November 17, 2025: balance of your 2025 aid payments

County and Municipal Aid

Under state law, the county and municipal aid paid to each county and municipality must be equal to the amount determined in 2012 (sec. 79.036, Wis. Stats.) and adjusted for fallen protective services insurance reimbursement (sec. 79.036(4), Wis. Stats.).

County and Municipal Aid Calculation	
1. Prior year county and municipal aid	\$77,149.19
2. Increase due to sales tax revenue, including adjustments (<i>district changes</i>)	\$1,774.43
3. Fallen protective services insurance adjustment	-\$5.70
4. Fallen protective services insurance reimbursement (<i>reported to DOR</i>)	\$0.00
5. Total County and Municipal Aid (sum of Lines 1-4)	\$78,917.92

Utility Aid

- Under state law, utility aid is distributed to each county and municipality where tax-exempt utility property is located (sec. 79.04, Wis. Stats.)
- Utility companies report utility property information to DOR annually
- DOR uses the provided information to accurately calculate utility aid (*shown below*)

Utility Aid Calculation	
1. Net book value, <i>as of December 31, 2024 (including expected additions/retirements)</i>	\$1,198,793.00
2. Total net book value payment	\$3,596.38
3. Minimum payment	\$0.00
4. Megawatt capacity	0.0
5. Megawatt capacity payment	\$0.00
6. Closed/decommissioned production plant (phased down) payment	\$0.00
7. Subtotal (<i>sum of Lines 2, 3, 5 and 6</i>)	\$3,596.38
8. Population cap	\$331,500.00
9. Adjusted subtotal (<i>lesser of Line 7 or Line 8</i>)	\$3,596.38
10. Adjacent site incentive payment	\$0.00
11. Baseload incentive payment	\$0.00
12. Co-generation incentive payment	\$0.00
13. Alternative energy incentive payment	\$0.00
14. Total incentive payments (<i>sum of Lines 10 through 13</i>)	\$0.00
15. Spent nuclear fuel payment	\$0.00
16. Total Utility Aid – this is the utility aid payment listed on the front of the estimate (<i>sum of Lines 9, 14 and 15</i>)	\$3,596.38

Supplemental County and Municipal Aid

- Under state law, supplemental county and municipal aid paid to each county and municipality is determined by 2023 Wisconsin Act 12 (sec. 79.037, Wis. Stats.)
- For detailed information, review [county and municipal aid spreadsheet](#)

Supplemental County and Municipal Aid Calculation	
1. Prior year supplemental county and municipal aid	\$43,326.09
2. Increase due to sales tax revenue including adjustments (<i>district changes</i>)	\$996.50
3. Total Supplemental County and Municipal Aid (<i>sum of Lines 1 and 2</i>)	\$44,322.59

Expenditure Restraint Incentive Program

- Only municipalities are eligible to receive Expenditure Restraint Incentive Program (ERIP) payments
- Under state law, in 2025, each municipality will receive a payment that is equal to the amount of the payment received by the municipality in 2024 (sec. 79.05(4), Wis. Stats., from 2023 WI Act 12 – notwithstanding subs. (2) and (3))

Contact Information

If you have questions, contact us at lgs@wisconsin.gov, (608) 266-8618 or (608) 261-5167.



State of Wisconsin • DEPARTMENT OF REVENUE

DIVISION OF STATE AND LOCAL FINANCE • BUREAU OF LOCAL GOVERNMENT SERVICES • 2135 RIMROCK RD MADISON, WI 53713

Mailing Address:
PO Box 8971 #6-97
Madison WI 53708-8971
Fax: (608) 264-6887
lgs@wisconsin.gov

September 13, 2024

PATSY ROSE CONLEY
TOWN OF LYNN
W1542 US HWY 10
GRANTON WI 54436-8570

Notice of Shared Revenue – 2025 Original Estimate

Notice Information

The Wisconsin Department of Revenue (DOR) is providing the **estimated** shared revenue amounts your local government will receive in 2025 under current state law for county and municipal aid, supplemental county and municipal aid, utility aid and the expenditure restraint incentive program. This does not include adjustments, shown on the July and November payment notices.

District	TOWN OF LYNN	County	CLARK	Co-muni code	10-034
-----------------	--------------	---------------	-------	---------------------	--------

Estimate Information

For an explanation of each aid payment listed below, review the additional information in this notice.

2025 Original Estimate	
1. County and municipal aid	\$52,175.02
2. Utility aid	\$4,468.60
3. Supplemental county and municipal aid	\$45,301.97
4. Expenditure restraint incentive program	\$0.00
5. Total Estimated 2025 Payments (sum of Lines 1-4)	\$101,945.59

Payment Information

Your local government will receive two distributions in 2025 :

- July 28, 2025: 15% of Line 1, 2, and 3 and 100% of Line 4 (*shown above*)
- November 17, 2025: balance of your 2025 aid payments

County and Municipal Aid

Under state law, the county and municipal aid paid to each county and municipality must be equal to the amount determined in 2012 (sec. 79.036, Wis. Stats.) and adjusted for fallen protective services insurance reimbursement (sec. 79.036(4), Wis. Stats.).

County and Municipal Aid Calculation	
1. Prior year county and municipal aid	\$51,005.66
2. Increase due to sales tax revenue, including adjustments (<i>district changes</i>)	\$1,173.13
3. Fallen protective services insurance adjustment	-\$3.77
4. Fallen protective services insurance reimbursement (<i>reported to DOR</i>)	\$0.00
5. Total County and Municipal Aid (sum of Lines 1-4)	\$52,175.02

Utility Aid

- Under state law, utility aid is distributed to each county and municipality where tax-exempt utility property is located (sec. 79.04, Wis. Stats.)
- Utility companies report utility property information to DOR annually
- DOR uses the provided information to accurately calculate utility aid (*shown below*)

Utility Aid Calculation	
1. Net book value, <i>as of December 31, 2024 (including expected additions/retirements)</i>	\$1,489,532.00
2. Total net book value payment	\$4,468.60
3. Minimum payment	\$0.00
4. Megawatt capacity	0.0
5. Megawatt capacity payment	\$0.00
6. Closed/decommissioned production plant (phased down) payment	\$0.00
7. Subtotal (<i>sum of Lines 2, 3, 5 and 6</i>)	\$4,468.60
8. Population cap	\$364,650.00
9. Adjusted subtotal (<i>lesser of Line 7 or Line 8</i>)	\$4,468.60
10. Adjacent site incentive payment	\$0.00
11. Baseload incentive payment	\$0.00
12. Co-generation incentive payment	\$0.00
13. Alternative energy incentive payment	\$0.00
14. Total incentive payments (<i>sum of Lines 10 through 13</i>)	\$0.00
15. Spent nuclear fuel payment	\$0.00
16. Total Utility Aid – this is the utility aid payment listed on the front of the estimate (<i>sum of Lines 9, 14 and 15</i>)	\$4,468.60

Supplemental County and Municipal Aid

- Under state law, supplemental county and municipal aid paid to each county and municipality is determined by 2023 Wisconsin Act 12 (sec. 79.037, Wis. Stats.)
- For detailed information, review [county and municipal aid spreadsheet](#)

Supplemental County and Municipal Aid Calculation	
1. Prior year supplemental county and municipal aid	\$44,283.45
2. Increase due to sales tax revenue including adjustments (<i>district changes</i>)	\$1,018.52
3. Total Supplemental County and Municipal Aid (<i>sum of Lines 1 and 2</i>)	\$45,301.97

Expenditure Restraint Incentive Program

- Only municipalities are eligible to receive Expenditure Restraint Incentive Program (ERIP) payments
- Under state law, in 2025, each municipality will receive a payment that is equal to the amount of the payment received by the municipality in 2024 (sec. 79.05(4), Wis. Stats., from 2023 WI Act 12 – notwithstanding subs. (2) and (3))

Contact Information

If you have questions, contact us at lgs@wisconsin.gov, (608) 266-8618 or (608) 261-5167.



State of Wisconsin • DEPARTMENT OF REVENUE

DIVISION OF STATE AND LOCAL FINANCE • BUREAU OF LOCAL GOVERNMENT SERVICES • 2135 RIMROCK RD MADISON, WI 53713

Mailing Address:
PO Box 8971 #6-97
Madison WI 53708-8971
Fax: (608) 264-6887
lgs@wisconsin.gov

September 13, 2024

KELLY GOZDECKI
TOWN OF MAYVILLE
W1570 HICKORY RD
DORCHESTER WI 54425

Notice of Shared Revenue – 2025 Original Estimate

Notice Information

The Wisconsin Department of Revenue (DOR) is providing the **estimated** shared revenue amounts your local government will receive in 2025 under current state law for county and municipal aid, supplemental county and municipal aid, utility aid and the expenditure restraint incentive program. This does not include adjustments, shown on the July and November payment notices.

District	TOWN OF MAYVILLE	County	CLARK	Co-muni code	10-036
-----------------	------------------	---------------	-------	---------------------	--------

Estimate Information

For an explanation of each aid payment listed below, review the additional information in this notice.

2025 Original Estimate	
1. County and municipal aid	\$69,825.47
2. Utility aid	\$0.79
3. Supplemental county and municipal aid	\$47,312.04
4. Expenditure restraint incentive program	\$0.00
5. Total Estimated 2025 Payments (sum of Lines 1-4)	\$117,138.30

Payment Information

Your local government will receive two distributions in 2025 :

- July 28, 2025: 15% of Line 1, 2, and 3 and 100% of Line 4 (*shown above*)
- November 17, 2025: balance of your 2025 aid payments

County and Municipal Aid

Under state law, the county and municipal aid paid to each county and municipality must be equal to the amount determined in 2012 (sec. 79.036, Wis. Stats.) and adjusted for fallen protective services insurance reimbursement (sec. 79.036(4), Wis. Stats.).

County and Municipal Aid Calculation	
1. Prior year county and municipal aid	\$68,260.52
2. Increase due to sales tax revenue, including adjustments (<i>district changes</i>)	\$1,569.99
3. Fallen protective services insurance adjustment	-\$5.04
4. Fallen protective services insurance reimbursement (<i>reported to DOR</i>)	\$0.00
5. Total County and Municipal Aid (sum of Lines 1-4)	\$69,825.47

Utility Aid

- Under state law, utility aid is distributed to each county and municipality where tax-exempt utility property is located (sec. 79.04, Wis. Stats.)
- Utility companies report utility property information to DOR annually
- DOR uses the provided information to accurately calculate utility aid (*shown below*)

Utility Aid Calculation	
1. Net book value, as of December 31, 2024 (including expected additions/retirements)	\$262.00
2. Total net book value payment	\$0.79
3. Minimum payment	\$0.00
4. Megawatt capacity	0.0
5. Megawatt capacity payment	\$0.00
6. Closed/decommissioned production plant (phased down) payment	\$0.00
7. Subtotal (sum of Lines 2, 3, 5 and 6)	\$0.79
8. Population cap	\$405,025.00
9. Adjusted subtotal (lesser of Line 7 or Line 8)	\$0.79
10. Adjacent site incentive payment	\$0.00
11. Baseload incentive payment	\$0.00
12. Co-generation incentive payment	\$0.00
13. Alternative energy incentive payment	\$0.00
14. Total incentive payments (sum of Lines 10 through 13)	\$0.00
15. Spent nuclear fuel payment	\$0.00
16. Total Utility Aid – this is the utility aid payment listed on the front of the estimate (sum of Lines 9, 14 and 15)	\$0.79

Supplemental County and Municipal Aid

- Under state law, supplemental county and municipal aid paid to each county and municipality is determined by 2023 Wisconsin Act 12 (sec. 79.037, Wis. Stats.)
- For detailed information, review [county and municipal aid spreadsheet](#)

Supplemental County and Municipal Aid Calculation	
1. Prior year supplemental county and municipal aid	\$46,248.33
2. Increase due to sales tax revenue including adjustments (district changes)	\$1,063.71
3. Total Supplemental County and Municipal Aid (sum of Lines 1 and 2)	\$47,312.04

Expenditure Restraint Incentive Program

- Only municipalities are eligible to receive Expenditure Restraint Incentive Program (ERIP) payments
- Under state law, in 2025, each municipality will receive a payment that is equal to the amount of the payment received by the municipality in 2024 (sec. 79.05(4), Wis. Stats., from 2023 WI Act 12 – notwithstanding subs. (2) and (3))

Contact Information

If you have questions, contact us at lgs@wisconsin.gov, (608) 266-8618 or (608) 261-5167.



State of Wisconsin • DEPARTMENT OF REVENUE

DIVISION OF STATE AND LOCAL FINANCE • BUREAU OF LOCAL GOVERNMENT SERVICES • 2135 RIMROCK RD MADISON, WI 53713

Mailing Address:
PO Box 8971 #6-97
Madison WI 53708-8971
Fax: (608) 264-6887
lgs@wisconsin.gov

September 13, 2024

NICHOLAS PEPPAS
TOWN OF MEAD
W7999 COUNTY HWY MM
GREENWOOD WI 54437-8532

Notice of Shared Revenue – 2025 Original Estimate

Notice Information

The Wisconsin Department of Revenue (DOR) is providing the **estimated** shared revenue amounts your local government will receive in 2025 under current state law for county and municipal aid, supplemental county and municipal aid, utility aid and the expenditure restraint incentive program. This does not include adjustments, shown on the July and November payment notices.

District	TOWN OF MEAD	County	CLARK	Co-muni code	10-038
-----------------	--------------	---------------	-------	---------------------	--------

Estimate Information

For an explanation of each aid payment listed below, review the additional information in this notice.

2025 Original Estimate	
1. County and municipal aid	\$9,250.14
2. Utility aid	\$0.00
3. Supplemental county and municipal aid	\$36,932.07
4. Expenditure restraint incentive program	\$0.00
5. Total Estimated 2025 Payments (sum of Lines 1-4)	\$46,182.21

Payment Information

Your local government will receive two distributions in 2025 :

- July 28, 2025: 15% of Line 1, 2, and 3 and 100% of Line 4 (*shown above*)
- November 17, 2025: balance of your 2025 aid payments

County and Municipal Aid

Under state law, the county and municipal aid paid to each county and municipality must be equal to the amount determined in 2012 (sec. 79.036, Wis. Stats.) and adjusted for fallen protective services insurance reimbursement (sec. 79.036(4), Wis. Stats.).

County and Municipal Aid Calculation	
1. Prior year county and municipal aid	\$9,042.83
2. Increase due to sales tax revenue, including adjustments (<i>district changes</i>)	\$207.98
3. Fallen protective services insurance adjustment	-\$0.67
4. Fallen protective services insurance reimbursement (<i>reported to DOR</i>)	\$0.00
5. Total County and Municipal Aid (sum of Lines 1-4)	\$9,250.14

Utility Aid

- Under state law, utility aid is distributed to each county and municipality where tax-exempt utility property is located (sec. 79.04, Wis. Stats.)
- Utility companies report utility property information to DOR annually
- DOR uses the provided information to accurately calculate utility aid (*shown below*)

Utility Aid Calculation	
1. Net book value, <i>as of December 31, 2024 (including expected additions/retirements)</i>	\$0.00
2. Total net book value payment	\$0.00
3. Minimum payment	\$0.00
4. Megawatt capacity	0.0
5. Megawatt capacity payment	\$0.00
6. Closed/decommissioned production plant (phased down) payment	\$0.00
7. Subtotal (<i>sum of Lines 2, 3, 5 and 6</i>)	\$0.00
8. Population cap	\$157,675.00
9. Adjusted subtotal (<i>lesser of Line 7 or Line 8</i>)	\$0.00
10. Adjacent site incentive payment	\$0.00
11. Baseload incentive payment	\$0.00
12. Co-generation incentive payment	\$0.00
13. Alternative energy incentive payment	\$0.00
14. Total incentive payments (<i>sum of Lines 10 through 13</i>)	\$0.00
15. Spent nuclear fuel payment	\$0.00
16. Total Utility Aid – this is the utility aid payment listed on the front of the estimate (<i>sum of Lines 9, 14 and 15</i>)	\$0.00

Supplemental County and Municipal Aid

- Under state law, supplemental county and municipal aid paid to each county and municipality is determined by 2023 Wisconsin Act 12 (sec. 79.037, Wis. Stats.)
- For detailed information, review [county and municipal aid spreadsheet](#)

Supplemental County and Municipal Aid Calculation	
1. Prior year supplemental county and municipal aid	\$36,101.73
2. Increase due to sales tax revenue including adjustments (<i>district changes</i>)	\$830.34
3. Total Supplemental County and Municipal Aid (<i>sum of Lines 1 and 2</i>)	\$36,932.07

Expenditure Restraint Incentive Program

- Only municipalities are eligible to receive Expenditure Restraint Incentive Program (ERIP) payments
- Under state law, in 2025, each municipality will receive a payment that is equal to the amount of the payment received by the municipality in 2024 (sec. 79.05(4), Wis. Stats., from 2023 WI Act 12 – notwithstanding subs. (2) and (3))

Contact Information

If you have questions, contact us at lgs@wisconsin.gov, (608) 266-8618 or (608) 261-5167.



State of Wisconsin • DEPARTMENT OF REVENUE

DIVISION OF STATE AND LOCAL FINANCE • BUREAU OF LOCAL GOVERNMENT SERVICES • 2135 RIMROCK RD MADISON, WI 53713

Mailing Address:
PO Box 8971 #6-97
Madison WI 53708-8971
Fax: (608) 264-6887
lgs@wisconsin.gov

September 13, 2024

JACK IKHTIARI
TOWN OF MENTOR
P.O. BOX 37
HUMBIRD WI 54746

Notice of Shared Revenue – 2025 Original Estimate

Notice Information

The Wisconsin Department of Revenue (DOR) is providing the **estimated** shared revenue amounts your local government will receive in 2025 under current state law for county and municipal aid, supplemental county and municipal aid, utility aid and the expenditure restraint incentive program. This does not include adjustments, shown on the July and November payment notices.

District	TOWN OF MENTOR	County	CLARK	Co-muni code	10-040
-----------------	----------------	---------------	-------	---------------------	--------

Estimate Information

For an explanation of each aid payment listed below, review the additional information in this notice.

2025 Original Estimate	
1. County and municipal aid	\$51,137.54
2. Utility aid	\$16,514.71
3. Supplemental county and municipal aid	\$40,112.20
4. Expenditure restraint incentive program	\$0.00
5. Total Estimated 2025 Payments (sum of Lines 1-4)	\$107,764.45

Payment Information

Your local government will receive two distributions in 2025 :

- July 28, 2025: 15% of Line 1, 2, and 3 and 100% of Line 4 (*shown above*)
- November 17, 2025: balance of your 2025 aid payments

County and Municipal Aid

Under state law, the county and municipal aid paid to each county and municipality must be equal to the amount determined in 2012 (sec. 79.036, Wis. Stats.) and adjusted for fallen protective services insurance reimbursement (sec. 79.036(4), Wis. Stats.).

County and Municipal Aid Calculation	
1. Prior year county and municipal aid	\$49,991.43
2. Increase due to sales tax revenue, including adjustments (<i>district changes</i>)	\$1,149.80
3. Fallen protective services insurance adjustment	-\$3.69
4. Fallen protective services insurance reimbursement (<i>reported to DOR</i>)	\$0.00
5. Total County and Municipal Aid (sum of Lines 1-4)	\$51,137.54

Utility Aid

- Under state law, utility aid is distributed to each county and municipality where tax-exempt utility property is located (sec. 79.04, Wis. Stats.)
- Utility companies report utility property information to DOR annually
- DOR uses the provided information to accurately calculate utility aid (*shown below*)

Utility Aid Calculation	
1. Net book value, <i>as of December 31, 2024 (including expected additions/retirements)</i>	\$5,504,902.00
2. Total net book value payment	\$16,514.71
3. Minimum payment	\$0.00
4. Megawatt capacity	0.0
5. Megawatt capacity payment	\$0.00
6. Closed/decommissioned production plant (phased down) payment	\$0.00
7. Subtotal (<i>sum of Lines 2, 3, 5 and 6</i>)	\$16,514.71
8. Population cap	\$234,600.00
9. Adjusted subtotal (<i>lesser of Line 7 or Line 8</i>)	\$16,514.71
10. Adjacent site incentive payment	\$0.00
11. Baseload incentive payment	\$0.00
12. Co-generation incentive payment	\$0.00
13. Alternative energy incentive payment	\$0.00
14. Total incentive payments (<i>sum of Lines 10 through 13</i>)	\$0.00
15. Spent nuclear fuel payment	\$0.00
16. Total Utility Aid – this is the utility aid payment listed on the front of the estimate (<i>sum of Lines 9, 14 and 15</i>)	\$16,514.71

Supplemental County and Municipal Aid

- Under state law, supplemental county and municipal aid paid to each county and municipality is determined by 2023 Wisconsin Act 12 (sec. 79.037, Wis. Stats.)
- For detailed information, review [county and municipal aid spreadsheet](#)

Supplemental County and Municipal Aid Calculation	
1. Prior year supplemental county and municipal aid	\$39,210.36
2. Increase due to sales tax revenue including adjustments (<i>district changes</i>)	\$901.84
3. Total Supplemental County and Municipal Aid (<i>sum of Lines 1 and 2</i>)	\$40,112.20

Expenditure Restraint Incentive Program

- Only municipalities are eligible to receive Expenditure Restraint Incentive Program (ERIP) payments
- Under state law, in 2025, each municipality will receive a payment that is equal to the amount of the payment received by the municipality in 2024 (sec. 79.05(4), Wis. Stats., from 2023 WI Act 12 – notwithstanding subs. (2) and (3))

Contact Information

If you have questions, contact us at lgs@wisconsin.gov, (608) 266-8618 or (608) 261-5167.



State of Wisconsin • DEPARTMENT OF REVENUE

DIVISION OF STATE AND LOCAL FINANCE • BUREAU OF LOCAL GOVERNMENT SERVICES • 2135 RIMROCK RD MADISON, WI 53713

Mailing Address:
PO Box 8971 #6-97
Madison WI 53708-8971
Fax: (608) 264-6887
lgs@wisconsin.gov

September 13, 2024

THERESA HEDIGER
TOWN OF PINE VALLEY
P O BOX 26
NEILLSVILLE WI 54456-0026

Notice of Shared Revenue – 2025 Original Estimate

Notice Information

The Wisconsin Department of Revenue (DOR) is providing the **estimated** shared revenue amounts your local government will receive in 2025 under current state law for county and municipal aid, supplemental county and municipal aid, utility aid and the expenditure restraint incentive program. This does not include adjustments, shown on the July and November payment notices.

District	TOWN OF PINE VALLEY	County	CLARK	Co-muni code	10-042
-----------------	---------------------	---------------	-------	---------------------	--------

Estimate Information

For an explanation of each aid payment listed below, review the additional information in this notice.

2025 Original Estimate	
1. County and municipal aid	\$61,054.36
2. Utility aid	\$473.42
3. Supplemental county and municipal aid	\$51,125.22
4. Expenditure restraint incentive program	\$0.00
5. Total Estimated 2025 Payments (sum of Lines 1-4)	\$112,653.00

Payment Information

Your local government will receive two distributions in 2025 :

- July 28, 2025: 15% of Line 1, 2, and 3 and 100% of Line 4 (*shown above*)
- November 17, 2025: balance of your 2025 aid payments

County and Municipal Aid

Under state law, the county and municipal aid paid to each county and municipality must be equal to the amount determined in 2012 (sec. 79.036, Wis. Stats.) and adjusted for fallen protective services insurance reimbursement (sec. 79.036(4), Wis. Stats.).

County and Municipal Aid Calculation	
1. Prior year county and municipal aid	\$59,685.99
2. Increase due to sales tax revenue, including adjustments (<i>district changes</i>)	\$1,372.78
3. Fallen protective services insurance adjustment	-\$4.41
4. Fallen protective services insurance reimbursement (<i>reported to DOR</i>)	\$0.00
5. Total County and Municipal Aid (sum of Lines 1-4)	\$61,054.36

Utility Aid

- Under state law, utility aid is distributed to each county and municipality where tax-exempt utility property is located (sec. 79.04, Wis. Stats.)
- Utility companies report utility property information to DOR annually
- DOR uses the provided information to accurately calculate utility aid (*shown below*)

Utility Aid Calculation	
1. Net book value, <i>as of December 31, 2024 (including expected additions/retirements)</i>	\$157,808.00
2. Total net book value payment	\$473.42
3. Minimum payment	\$0.00
4. Megawatt capacity	0.0
5. Megawatt capacity payment	\$0.00
6. Closed/decommissioned production plant (phased down) payment	\$0.00
7. Subtotal (<i>sum of Lines 2, 3, 5 and 6</i>)	\$473.42
8. Population cap	\$511,275.00
9. Adjusted subtotal (<i>lesser of Line 7 or Line 8</i>)	\$473.42
10. Adjacent site incentive payment	\$0.00
11. Baseload incentive payment	\$0.00
12. Co-generation incentive payment	\$0.00
13. Alternative energy incentive payment	\$0.00
14. Total incentive payments (<i>sum of Lines 10 through 13</i>)	\$0.00
15. Spent nuclear fuel payment	\$0.00
16. Total Utility Aid – this is the utility aid payment listed on the front of the estimate (<i>sum of Lines 9, 14 and 15</i>)	\$473.42

Supplemental County and Municipal Aid

- Under state law, supplemental county and municipal aid paid to each county and municipality is determined by 2023 Wisconsin Act 12 (sec. 79.037, Wis. Stats.)
- For detailed information, review [county and municipal aid spreadsheet](#)

Supplemental County and Municipal Aid Calculation	
1. Prior year supplemental county and municipal aid	\$49,975.78
2. Increase due to sales tax revenue including adjustments (<i>district changes</i>)	\$1,149.44
3. Total Supplemental County and Municipal Aid (<i>sum of Lines 1 and 2</i>)	\$51,125.22

Expenditure Restraint Incentive Program

- Only municipalities are eligible to receive Expenditure Restraint Incentive Program (ERIP) payments
- Under state law, in 2025, each municipality will receive a payment that is equal to the amount of the payment received by the municipality in 2024 (sec. 79.05(4), Wis. Stats., from 2023 WI Act 12 – notwithstanding subs. (2) and (3))

Contact Information

If you have questions, contact us at lgs@wisconsin.gov, (608) 266-8618 or (608) 261-5167.



State of Wisconsin • DEPARTMENT OF REVENUE

DIVISION OF STATE AND LOCAL FINANCE • BUREAU OF LOCAL GOVERNMENT SERVICES • 2135 RIMROCK RD MADISON, WI 53713

Mailing Address:
PO Box 8971 #6-97
Madison WI 53708-8971
Fax: (608) 264-6887
lgs@wisconsin.gov

September 13, 2024

JACQUELINE VETTERKIND
TOWN OF RESEBURG
W8257 BROEK RD
THORP WI 54771-7810

Notice of Shared Revenue – 2025 Original Estimate

Notice Information

The Wisconsin Department of Revenue (DOR) is providing the **estimated** shared revenue amounts your local government will receive in 2025 under current state law for county and municipal aid, supplemental county and municipal aid, utility aid and the expenditure restraint incentive program. This does not include adjustments, shown on the July and November payment notices.

District	TOWN OF RESEBURG	County	CLARK	Co-muni code	10-044
-----------------	------------------	---------------	-------	---------------------	--------

Estimate Information

For an explanation of each aid payment listed below, review the additional information in this notice.

2025 Original Estimate	
1. County and municipal aid	\$43,091.15
2. Utility aid	\$0.00
3. Supplemental county and municipal aid	\$44,580.33
4. Expenditure restraint incentive program	\$0.00
5. Total Estimated 2025 Payments (sum of Lines 1-4)	\$87,671.48

Payment Information

Your local government will receive two distributions in 2025 :

- July 28, 2025: 15% of Line 1, 2, and 3 and 100% of Line 4 (*shown above*)
- November 17, 2025: balance of your 2025 aid payments

County and Municipal Aid

Under state law, the county and municipal aid paid to each county and municipality must be equal to the amount determined in 2012 (sec. 79.036, Wis. Stats.) and adjusted for fallen protective services insurance reimbursement (sec. 79.036(4), Wis. Stats.).

County and Municipal Aid Calculation	
1. Prior year county and municipal aid	\$42,125.38
2. Increase due to sales tax revenue, including adjustments (<i>district changes</i>)	\$968.88
3. Fallen protective services insurance adjustment	-\$3.11
4. Fallen protective services insurance reimbursement (<i>reported to DOR</i>)	\$0.00
5. Total County and Municipal Aid (sum of Lines 1-4)	\$43,091.15

Utility Aid

- Under state law, utility aid is distributed to each county and municipality where tax-exempt utility property is located (sec. 79.04, Wis. Stats.)
- Utility companies report utility property information to DOR annually
- DOR uses the provided information to accurately calculate utility aid (*shown below*)

Utility Aid Calculation	
1. Net book value, <i>as of December 31, 2024 (including expected additions/retirements)</i>	\$0.00
2. Total net book value payment	\$0.00
3. Minimum payment	\$0.00
4. Megawatt capacity	0.0
5. Megawatt capacity payment	\$0.00
6. Closed/decommissioned production plant (phased down) payment	\$0.00
7. Subtotal (<i>sum of Lines 2, 3, 5 and 6</i>)	\$0.00
8. Population cap	\$344,675.00
9. Adjusted subtotal (<i>lesser of Line 7 or Line 8</i>)	\$0.00
10. Adjacent site incentive payment	\$0.00
11. Baseload incentive payment	\$0.00
12. Co-generation incentive payment	\$0.00
13. Alternative energy incentive payment	\$0.00
14. Total incentive payments (<i>sum of Lines 10 through 13</i>)	\$0.00
15. Spent nuclear fuel payment	\$0.00
16. Total Utility Aid – this is the utility aid payment listed on the front of the estimate (<i>sum of Lines 9, 14 and 15</i>)	\$0.00

Supplemental County and Municipal Aid

- Under state law, supplemental county and municipal aid paid to each county and municipality is determined by 2023 Wisconsin Act 12 (sec. 79.037, Wis. Stats.)
- For detailed information, review [county and municipal aid spreadsheet](#)

Supplemental County and Municipal Aid Calculation	
1. Prior year supplemental county and municipal aid	\$43,578.04
2. Increase due to sales tax revenue including adjustments (<i>district changes</i>)	\$1,002.29
3. Total Supplemental County and Municipal Aid (<i>sum of Lines 1 and 2</i>)	\$44,580.33

Expenditure Restraint Incentive Program

- Only municipalities are eligible to receive Expenditure Restraint Incentive Program (ERIP) payments
- Under state law, in 2025, each municipality will receive a payment that is equal to the amount of the payment received by the municipality in 2024 (sec. 79.05(4), Wis. Stats., from 2023 WI Act 12 – notwithstanding subs. (2) and (3))

Contact Information

If you have questions, contact us at lgs@wisconsin.gov, (608) 266-8618 or (608) 261-5167.



State of Wisconsin • DEPARTMENT OF REVENUE

DIVISION OF STATE AND LOCAL FINANCE • BUREAU OF LOCAL GOVERNMENT SERVICES • 2135 RIMROCK RD MADISON, WI 53713

Mailing Address:
PO Box 8971 #6-97
Madison WI 53708-8971
Fax: (608) 264-6887
lgs@wisconsin.gov

September 13, 2024

REBECCA KRAMER
TOWN OF SEIF
N6738 IVES AVE
WILLARD WI 54493

Notice of Shared Revenue – 2025 Original Estimate

Notice Information

The Wisconsin Department of Revenue (DOR) is providing the **estimated** shared revenue amounts your local government will receive in 2025 under current state law for county and municipal aid, supplemental county and municipal aid, utility aid and the expenditure restraint incentive program. This does not include adjustments, shown on the July and November payment notices.

District	TOWN OF SEIF	County	CLARK	Co-muni code	10-046
-----------------	--------------	---------------	-------	---------------------	--------

Estimate Information

For an explanation of each aid payment listed below, review the additional information in this notice.

2025 Original Estimate	
1. County and municipal aid	\$20,067.59
2. Utility aid	\$0.00
3. Supplemental county and municipal aid	\$33,957.55
4. Expenditure restraint incentive program	\$0.00
5. Total Estimated 2025 Payments (sum of Lines 1-4)	\$54,025.14

Payment Information

Your local government will receive two distributions in 2025 :

- July 28, 2025: 15% of Line 1, 2, and 3 and 100% of Line 4 (*shown above*)
- November 17, 2025: balance of your 2025 aid payments

County and Municipal Aid

Under state law, the county and municipal aid paid to each county and municipality must be equal to the amount determined in 2012 (sec. 79.036, Wis. Stats.) and adjusted for fallen protective services insurance reimbursement (sec. 79.036(4), Wis. Stats.).

County and Municipal Aid Calculation	
1. Prior year county and municipal aid	\$19,617.83
2. Increase due to sales tax revenue, including adjustments (<i>district changes</i>)	\$451.21
3. Fallen protective services insurance adjustment	-\$1.45
4. Fallen protective services insurance reimbursement (<i>reported to DOR</i>)	\$0.00
5. Total County and Municipal Aid (sum of Lines 1-4)	\$20,067.59

Utility Aid

- Under state law, utility aid is distributed to each county and municipality where tax-exempt utility property is located (sec. 79.04, Wis. Stats.)
- Utility companies report utility property information to DOR annually
- DOR uses the provided information to accurately calculate utility aid (*shown below*)

Utility Aid Calculation	
1. Net book value, <i>as of December 31, 2024 (including expected additions/retirements)</i>	\$0.00
2. Total net book value payment	\$0.00
3. Minimum payment	\$0.00
4. Megawatt capacity	0.0
5. Megawatt capacity payment	\$0.00
6. Closed/decommissioned production plant (phased down) payment	\$0.00
7. Subtotal (<i>sum of Lines 2, 3, 5 and 6</i>)	\$0.00
8. Population cap	\$79,050.00
9. Adjusted subtotal (<i>lesser of Line 7 or Line 8</i>)	\$0.00
10. Adjacent site incentive payment	\$0.00
11. Baseload incentive payment	\$0.00
12. Co-generation incentive payment	\$0.00
13. Alternative energy incentive payment	\$0.00
14. Total incentive payments (<i>sum of Lines 10 through 13</i>)	\$0.00
15. Spent nuclear fuel payment	\$0.00
16. Total Utility Aid – this is the utility aid payment listed on the front of the estimate (<i>sum of Lines 9, 14 and 15</i>)	\$0.00

Supplemental County and Municipal Aid

- Under state law, supplemental county and municipal aid paid to each county and municipality is determined by 2023 Wisconsin Act 12 (sec. 79.037, Wis. Stats.)
- For detailed information, review [county and municipal aid spreadsheet](#)

Supplemental County and Municipal Aid Calculation	
1. Prior year supplemental county and municipal aid	\$33,194.09
2. Increase due to sales tax revenue including adjustments (<i>district changes</i>)	\$763.46
3. Total Supplemental County and Municipal Aid (<i>sum of Lines 1 and 2</i>)	\$33,957.55

Expenditure Restraint Incentive Program

- Only municipalities are eligible to receive Expenditure Restraint Incentive Program (ERIP) payments
- Under state law, in 2025, each municipality will receive a payment that is equal to the amount of the payment received by the municipality in 2024 (sec. 79.05(4), Wis. Stats., from 2023 WI Act 12 – notwithstanding subs. (2) and (3))

Contact Information

If you have questions, contact us at lgs@wisconsin.gov, (608) 266-8618 or (608) 261-5167.



State of Wisconsin • DEPARTMENT OF REVENUE

DIVISION OF STATE AND LOCAL FINANCE • BUREAU OF LOCAL GOVERNMENT SERVICES • 2135 RIMROCK RD MADISON, WI 53713

Mailing Address:
PO Box 8971 #6-97
Madison WI 53708-8971
Fax: (608) 264-6887
lgs@wisconsin.gov

September 13, 2024

KIM NIEMAN
TOWN OF SHERMAN
W565 STATE HWY 98
SPENCER WI 54479

Notice of Shared Revenue – 2025 Original Estimate

Notice Information

The Wisconsin Department of Revenue (DOR) is providing the **estimated** shared revenue amounts your local government will receive in 2025 under current state law for county and municipal aid, supplemental county and municipal aid, utility aid and the expenditure restraint incentive program. This does not include adjustments, shown on the July and November payment notices.

District	TOWN OF SHERMAN	County	CLARK	Co-muni code	10-048
-----------------	-----------------	---------------	-------	---------------------	--------

Estimate Information

For an explanation of each aid payment listed below, review the additional information in this notice.

2025 Original Estimate	
1. County and municipal aid	\$57,418.82
2. Utility aid	\$3,880.91
3. Supplemental county and municipal aid	\$44,975.52
4. Expenditure restraint incentive program	\$0.00
5. Total Estimated 2025 Payments (sum of Lines 1-4)	\$106,275.25

Payment Information

Your local government will receive two distributions in 2025 :

- July 28, 2025: 15% of Line 1, 2, and 3 and 100% of Line 4 (*shown above*)
- November 17, 2025: balance of your 2025 aid payments

County and Municipal Aid

Under state law, the county and municipal aid paid to each county and municipality must be equal to the amount determined in 2012 (sec. 79.036, Wis. Stats.) and adjusted for fallen protective services insurance reimbursement (sec. 79.036(4), Wis. Stats.).

County and Municipal Aid Calculation	
1. Prior year county and municipal aid	\$56,131.94
2. Increase due to sales tax revenue, including adjustments (<i>district changes</i>)	\$1,291.03
3. Fallen protective services insurance adjustment	-\$4.15
4. Fallen protective services insurance reimbursement (<i>reported to DOR</i>)	\$0.00
5. Total County and Municipal Aid (sum of Lines 1-4)	\$57,418.82

Utility Aid

- Under state law, utility aid is distributed to each county and municipality where tax-exempt utility property is located (sec. 79.04, Wis. Stats.)
- Utility companies report utility property information to DOR annually
- DOR uses the provided information to accurately calculate utility aid (*shown below*)

Utility Aid Calculation	
1. Net book value, <i>as of December 31, 2024 (including expected additions/retirements)</i>	\$1,293,636.00
2. Total net book value payment	\$3,880.91
3. Minimum payment	\$0.00
4. Megawatt capacity	0.0
5. Megawatt capacity payment	\$0.00
6. Closed/decommissioned production plant (phased down) payment	\$0.00
7. Subtotal (<i>sum of Lines 2, 3, 5 and 6</i>)	\$3,880.91
8. Population cap	\$353,175.00
9. Adjusted subtotal (<i>lesser of Line 7 or Line 8</i>)	\$3,880.91
10. Adjacent site incentive payment	\$0.00
11. Baseload incentive payment	\$0.00
12. Co-generation incentive payment	\$0.00
13. Alternative energy incentive payment	\$0.00
14. Total incentive payments (<i>sum of Lines 10 through 13</i>)	\$0.00
15. Spent nuclear fuel payment	\$0.00
16. Total Utility Aid – this is the utility aid payment listed on the front of the estimate (<i>sum of Lines 9, 14 and 15</i>)	\$3,880.91

Supplemental County and Municipal Aid

- Under state law, supplemental county and municipal aid paid to each county and municipality is determined by 2023 Wisconsin Act 12 (sec. 79.037, Wis. Stats.)
- For detailed information, review [county and municipal aid spreadsheet](#)

Supplemental County and Municipal Aid Calculation	
1. Prior year supplemental county and municipal aid	\$43,964.34
2. Increase due to sales tax revenue including adjustments (<i>district changes</i>)	\$1,011.18
3. Total Supplemental County and Municipal Aid (<i>sum of Lines 1 and 2</i>)	\$44,975.52

Expenditure Restraint Incentive Program

- Only municipalities are eligible to receive Expenditure Restraint Incentive Program (ERIP) payments
- Under state law, in 2025, each municipality will receive a payment that is equal to the amount of the payment received by the municipality in 2024 (sec. 79.05(4), Wis. Stats., from 2023 WI Act 12 – notwithstanding subs. (2) and (3))

Contact Information

If you have questions, contact us at lgs@wisconsin.gov, (608) 266-8618 or (608) 261-5167.



State of Wisconsin • DEPARTMENT OF REVENUE

DIVISION OF STATE AND LOCAL FINANCE • BUREAU OF LOCAL GOVERNMENT SERVICES • 2135 RIMROCK RD MADISON, WI 53713

Mailing Address:
PO Box 8971 #6-97
Madison WI 53708-8971
Fax: (608) 264-6887
lgs@wisconsin.gov

September 13, 2024

MARGARET SCHWANEBECK
TOWN OF SHERWOOD
N461 BADGER AVE
PITTSVILLE WI 54466

Notice of Shared Revenue – 2025 Original Estimate

Notice Information

The Wisconsin Department of Revenue (DOR) is providing the **estimated** shared revenue amounts your local government will receive in 2025 under current state law for county and municipal aid, supplemental county and municipal aid, utility aid and the expenditure restraint incentive program. This does not include adjustments, shown on the July and November payment notices.

District	TOWN OF SHERWOOD	County	CLARK	Co-muni code	10-050
-----------------	------------------	---------------	-------	---------------------	--------

Estimate Information

For an explanation of each aid payment listed below, review the additional information in this notice.

2025 Original Estimate	
1. County and municipal aid	\$15,763.25
2. Utility aid	\$592.13
3. Supplemental county and municipal aid	\$34,696.95
4. Expenditure restraint incentive program	\$0.00
5. Total Estimated 2025 Payments (sum of Lines 1-4)	\$51,052.33

Payment Information

Your local government will receive two distributions in 2025 :

- July 28, 2025: 15% of Line 1, 2, and 3 and 100% of Line 4 (*shown above*)
- November 17, 2025: balance of your 2025 aid payments

County and Municipal Aid

Under state law, the county and municipal aid paid to each county and municipality must be equal to the amount determined in 2012 (sec. 79.036, Wis. Stats.) and adjusted for fallen protective services insurance reimbursement (sec. 79.036(4), Wis. Stats.).

County and Municipal Aid Calculation	
1. Prior year county and municipal aid	\$15,409.96
2. Increase due to sales tax revenue, including adjustments (<i>district changes</i>)	\$354.43
3. Fallen protective services insurance adjustment	-\$1.14
4. Fallen protective services insurance reimbursement (<i>reported to DOR</i>)	\$0.00
5. Total County and Municipal Aid (sum of Lines 1-4)	\$15,763.25

Utility Aid

- Under state law, utility aid is distributed to each county and municipality where tax-exempt utility property is located (sec. 79.04, Wis. Stats.)
- Utility companies report utility property information to DOR annually
- DOR uses the provided information to accurately calculate utility aid (*shown below*)

Utility Aid Calculation	
1. Net book value, <i>as of December 31, 2024 (including expected additions/retirements)</i>	\$197,376.00
2. Total net book value payment	\$592.13
3. Minimum payment	\$0.00
4. Megawatt capacity	0.0
5. Megawatt capacity payment	\$0.00
6. Closed/decommissioned production plant (phased down) payment	\$0.00
7. Subtotal (<i>sum of Lines 2, 3, 5 and 6</i>)	\$592.13
8. Population cap	\$98,600.00
9. Adjusted subtotal (<i>lesser of Line 7 or Line 8</i>)	\$592.13
10. Adjacent site incentive payment	\$0.00
11. Baseload incentive payment	\$0.00
12. Co-generation incentive payment	\$0.00
13. Alternative energy incentive payment	\$0.00
14. Total incentive payments (<i>sum of Lines 10 through 13</i>)	\$0.00
15. Spent nuclear fuel payment	\$0.00
16. Total Utility Aid – this is the utility aid payment listed on the front of the estimate (<i>sum of Lines 9, 14 and 15</i>)	\$592.13

Supplemental County and Municipal Aid

- Under state law, supplemental county and municipal aid paid to each county and municipality is determined by 2023 Wisconsin Act 12 (sec. 79.037, Wis. Stats.)
- For detailed information, review [county and municipal aid spreadsheet](#)

Supplemental County and Municipal Aid Calculation	
1. Prior year supplemental county and municipal aid	\$33,916.86
2. Increase due to sales tax revenue including adjustments (<i>district changes</i>)	\$780.09
3. Total Supplemental County and Municipal Aid (<i>sum of Lines 1 and 2</i>)	\$34,696.95

Expenditure Restraint Incentive Program

- Only municipalities are eligible to receive Expenditure Restraint Incentive Program (ERIP) payments
- Under state law, in 2025, each municipality will receive a payment that is equal to the amount of the payment received by the municipality in 2024 (sec. 79.05(4), Wis. Stats., from 2023 WI Act 12 – notwithstanding subs. (2) and (3))

Contact Information

If you have questions, contact us at lgs@wisconsin.gov, (608) 266-8618 or (608) 261-5167.



State of Wisconsin • DEPARTMENT OF REVENUE

DIVISION OF STATE AND LOCAL FINANCE • BUREAU OF LOCAL GOVERNMENT SERVICES • 2135 RIMROCK RD MADISON, WI 53713

Mailing Address:
PO Box 8971 #6-97
Madison WI 53708-8971
Fax: (608) 264-6887
lgs@wisconsin.gov

September 13, 2024

ARLENE KODL
TOWN OF THORP
W10368 CENTER RD
THORP WI 54771-7017

Notice of Shared Revenue – 2025 Original Estimate

Notice Information

The Wisconsin Department of Revenue (DOR) is providing the **estimated** shared revenue amounts your local government will receive in 2025 under current state law for county and municipal aid, supplemental county and municipal aid, utility aid and the expenditure restraint incentive program. This does not include adjustments, shown on the July and November payment notices.

District	TOWN OF THORP	County	CLARK	Co-muni code	10-052
-----------------	---------------	---------------	-------	---------------------	--------

Estimate Information

For an explanation of each aid payment listed below, review the additional information in this notice.

2025 Original Estimate	
1. County and municipal aid	\$56,569.34
2. Utility aid	\$387.67
3. Supplemental county and municipal aid	\$45,422.23
4. Expenditure restraint incentive program	\$0.00
5. Total Estimated 2025 Payments (sum of Lines 1-4)	\$102,379.24

Payment Information

Your local government will receive two distributions in 2025 :

- July 28, 2025: 15% of Line 1, 2, and 3 and 100% of Line 4 (*shown above*)
- November 17, 2025: balance of your 2025 aid payments

County and Municipal Aid

Under state law, the county and municipal aid paid to each county and municipality must be equal to the amount determined in 2012 (sec. 79.036, Wis. Stats.) and adjusted for fallen protective services insurance reimbursement (sec. 79.036(4), Wis. Stats.).

County and Municipal Aid Calculation	
1. Prior year county and municipal aid	\$55,301.50
2. Increase due to sales tax revenue, including adjustments (<i>district changes</i>)	\$1,271.93
3. Fallen protective services insurance adjustment	-\$4.09
4. Fallen protective services insurance reimbursement (<i>reported to DOR</i>)	\$0.00
5. Total County and Municipal Aid (sum of Lines 1-4)	\$56,569.34

Utility Aid

- Under state law, utility aid is distributed to each county and municipality where tax-exempt utility property is located (sec. 79.04, Wis. Stats.)
- Utility companies report utility property information to DOR annually
- DOR uses the provided information to accurately calculate utility aid (*shown below*)

Utility Aid Calculation	
1. Net book value, <i>as of December 31, 2024 (including expected additions/retirements)</i>	\$129,222.00
2. Total net book value payment	\$387.67
3. Minimum payment	\$0.00
4. Megawatt capacity	0.0
5. Megawatt capacity payment	\$0.00
6. Closed/decommissioned production plant (phased down) payment	\$0.00
7. Subtotal (<i>sum of Lines 2, 3, 5 and 6</i>)	\$387.67
8. Population cap	\$371,025.00
9. Adjusted subtotal (<i>lesser of Line 7 or Line 8</i>)	\$387.67
10. Adjacent site incentive payment	\$0.00
11. Baseload incentive payment	\$0.00
12. Co-generation incentive payment	\$0.00
13. Alternative energy incentive payment	\$0.00
14. Total incentive payments (<i>sum of Lines 10 through 13</i>)	\$0.00
15. Spent nuclear fuel payment	\$0.00
16. Total Utility Aid – this is the utility aid payment listed on the front of the estimate (<i>sum of Lines 9, 14 and 15</i>)	\$387.67

Supplemental County and Municipal Aid

- Under state law, supplemental county and municipal aid paid to each county and municipality is determined by 2023 Wisconsin Act 12 (sec. 79.037, Wis. Stats.)
- For detailed information, review [county and municipal aid spreadsheet](#)

Supplemental County and Municipal Aid Calculation	
1. Prior year supplemental county and municipal aid	\$44,401.01
2. Increase due to sales tax revenue including adjustments (<i>district changes</i>)	\$1,021.22
3. Total Supplemental County and Municipal Aid (<i>sum of Lines 1 and 2</i>)	\$45,422.23

Expenditure Restraint Incentive Program

- Only municipalities are eligible to receive Expenditure Restraint Incentive Program (ERIP) payments
- Under state law, in 2025, each municipality will receive a payment that is equal to the amount of the payment received by the municipality in 2024 (sec. 79.05(4), Wis. Stats., from 2023 WI Act 12 – notwithstanding subs. (2) and (3))

Contact Information

If you have questions, contact us at lgs@wisconsin.gov, (608) 266-8618 or (608) 261-5167.



State of Wisconsin • DEPARTMENT OF REVENUE

DIVISION OF STATE AND LOCAL FINANCE • BUREAU OF LOCAL GOVERNMENT SERVICES • 2135 RIMROCK RD MADISON, WI 53713

Mailing Address:
PO Box 8971 #6-97
Madison WI 53708-8971
Fax: (608) 264-6887
lgs@wisconsin.gov

September 13, 2024

MARSHA MARTENS
TOWN OF UNITY
W1440 153 RD
SPENCER WI 54479-8964

Notice of Shared Revenue – 2025 Original Estimate

Notice Information

The Wisconsin Department of Revenue (DOR) is providing the **estimated** shared revenue amounts your local government will receive in 2025 under current state law for county and municipal aid, supplemental county and municipal aid, utility aid and the expenditure restraint incentive program. This does not include adjustments, shown on the July and November payment notices.

District	TOWN OF UNITY	County	CLARK	Co-muni code	10-054
-----------------	---------------	---------------	-------	---------------------	--------

Estimate Information

For an explanation of each aid payment listed below, review the additional information in this notice.

2025 Original Estimate	
1. County and municipal aid	\$90,902.55
2. Utility aid	\$0.00
3. Supplemental county and municipal aid	\$43,566.54
4. Expenditure restraint incentive program	\$0.00
5. Total Estimated 2025 Payments (sum of Lines 1-4)	\$134,469.09

Payment Information

Your local government will receive two distributions in 2025 :

- July 28, 2025: 15% of Line 1, 2, and 3 and 100% of Line 4 (*shown above*)
- November 17, 2025: balance of your 2025 aid payments

County and Municipal Aid

Under state law, the county and municipal aid paid to each county and municipality must be equal to the amount determined in 2012 (sec. 79.036, Wis. Stats.) and adjusted for fallen protective services insurance reimbursement (sec. 79.036(4), Wis. Stats.).

County and Municipal Aid Calculation	
1. Prior year county and municipal aid	\$88,865.22
2. Increase due to sales tax revenue, including adjustments (<i>district changes</i>)	\$2,043.90
3. Fallen protective services insurance adjustment	-\$6.57
4. Fallen protective services insurance reimbursement (<i>reported to DOR</i>)	\$0.00
5. Total County and Municipal Aid (sum of Lines 1-4)	\$90,902.55

Utility Aid

- Under state law, utility aid is distributed to each county and municipality where tax-exempt utility property is located (sec. 79.04, Wis. Stats.)
- Utility companies report utility property information to DOR annually
- DOR uses the provided information to accurately calculate utility aid (*shown below*)

Utility Aid Calculation	
1. Net book value, <i>as of December 31, 2024 (including expected additions/retirements)</i>	\$0.00
2. Total net book value payment	\$0.00
3. Minimum payment	\$0.00
4. Megawatt capacity	0.0
5. Megawatt capacity payment	\$0.00
6. Closed/decommissioned production plant (phased down) payment	\$0.00
7. Subtotal (<i>sum of Lines 2, 3, 5 and 6</i>)	\$0.00
8. Population cap	\$319,175.00
9. Adjusted subtotal (<i>lesser of Line 7 or Line 8</i>)	\$0.00
10. Adjacent site incentive payment	\$0.00
11. Baseload incentive payment	\$0.00
12. Co-generation incentive payment	\$0.00
13. Alternative energy incentive payment	\$0.00
14. Total incentive payments (<i>sum of Lines 10 through 13</i>)	\$0.00
15. Spent nuclear fuel payment	\$0.00
16. Total Utility Aid – this is the utility aid payment listed on the front of the estimate (<i>sum of Lines 9, 14 and 15</i>)	\$0.00

Supplemental County and Municipal Aid

- Under state law, supplemental county and municipal aid paid to each county and municipality is determined by 2023 Wisconsin Act 12 (sec. 79.037, Wis. Stats.)
- For detailed information, review [county and municipal aid spreadsheet](#)

Supplemental County and Municipal Aid Calculation	
1. Prior year supplemental county and municipal aid	\$42,587.04
2. Increase due to sales tax revenue including adjustments (<i>district changes</i>)	\$979.50
3. Total Supplemental County and Municipal Aid (<i>sum of Lines 1 and 2</i>)	\$43,566.54

Expenditure Restraint Incentive Program

- Only municipalities are eligible to receive Expenditure Restraint Incentive Program (ERIP) payments
- Under state law, in 2025, each municipality will receive a payment that is equal to the amount of the payment received by the municipality in 2024 (sec. 79.05(4), Wis. Stats., from 2023 WI Act 12 – notwithstanding subs. (2) and (3))

Contact Information

If you have questions, contact us at lgs@wisconsin.gov, (608) 266-8618 or (608) 261-5167.



State of Wisconsin • DEPARTMENT OF REVENUE

DIVISION OF STATE AND LOCAL FINANCE • BUREAU OF LOCAL GOVERNMENT SERVICES • 2135 RIMROCK RD MADISON, WI 53713

Mailing Address:
PO Box 8971 #6-97
Madison WI 53708-8971
Fax: (608) 264-6887
lgs@wisconsin.gov

September 13, 2024

JEROME KREMPASKY
TOWN OF WARNER
N10456 SIDNEY AVE
GREENWOOD WI 54437

Notice of Shared Revenue – 2025 Original Estimate

Notice Information

The Wisconsin Department of Revenue (DOR) is providing the **estimated** shared revenue amounts your local government will receive in 2025 under current state law for county and municipal aid, supplemental county and municipal aid, utility aid and the expenditure restraint incentive program. This does not include adjustments, shown on the July and November payment notices.

District	TOWN OF WARNER	County	CLARK	Co-muni code	10-056
-----------------	----------------	---------------	-------	---------------------	--------

Estimate Information

For an explanation of each aid payment listed below, review the additional information in this notice.

2025 Original Estimate	
1. County and municipal aid	\$53,360.35
2. Utility aid	\$0.00
3. Supplemental county and municipal aid	\$41,624.65
4. Expenditure restraint incentive program	\$0.00
5. Total Estimated 2025 Payments (sum of Lines 1-4)	\$94,985.00

Payment Information

Your local government will receive two distributions in 2025 :

- July 28, 2025: 15% of Line 1, 2, and 3 and 100% of Line 4 (*shown above*)
- November 17, 2025: balance of your 2025 aid payments

County and Municipal Aid

Under state law, the county and municipal aid paid to each county and municipality must be equal to the amount determined in 2012 (sec. 79.036, Wis. Stats.) and adjusted for fallen protective services insurance reimbursement (sec. 79.036(4), Wis. Stats.).

County and Municipal Aid Calculation	
1. Prior year county and municipal aid	\$52,164.43
2. Increase due to sales tax revenue, including adjustments (<i>district changes</i>)	\$1,199.78
3. Fallen protective services insurance adjustment	-\$3.86
4. Fallen protective services insurance reimbursement (<i>reported to DOR</i>)	\$0.00
5. Total County and Municipal Aid (sum of Lines 1-4)	\$53,360.35

Utility Aid

- Under state law, utility aid is distributed to each county and municipality where tax-exempt utility property is located (sec. 79.04, Wis. Stats.)
- Utility companies report utility property information to DOR annually
- DOR uses the provided information to accurately calculate utility aid (*shown below*)

Utility Aid Calculation	
1. Net book value, <i>as of December 31, 2024 (including expected additions/retirements)</i>	\$0.00
2. Total net book value payment	\$0.00
3. Minimum payment	\$0.00
4. Megawatt capacity	0.0
5. Megawatt capacity payment	\$0.00
6. Closed/decommissioned production plant (phased down) payment	\$0.00
7. Subtotal (<i>sum of Lines 2, 3, 5 and 6</i>)	\$0.00
8. Population cap	\$269,875.00
9. Adjusted subtotal (<i>lesser of Line 7 or Line 8</i>)	\$0.00
10. Adjacent site incentive payment	\$0.00
11. Baseload incentive payment	\$0.00
12. Co-generation incentive payment	\$0.00
13. Alternative energy incentive payment	\$0.00
14. Total incentive payments (<i>sum of Lines 10 through 13</i>)	\$0.00
15. Spent nuclear fuel payment	\$0.00
16. Total Utility Aid – this is the utility aid payment listed on the front of the estimate (<i>sum of Lines 9, 14 and 15</i>)	\$0.00

Supplemental County and Municipal Aid

- Under state law, supplemental county and municipal aid paid to each county and municipality is determined by 2023 Wisconsin Act 12 (sec. 79.037, Wis. Stats.)
- For detailed information, review [county and municipal aid spreadsheet](#)

Supplemental County and Municipal Aid Calculation	
1. Prior year supplemental county and municipal aid	\$40,688.81
2. Increase due to sales tax revenue including adjustments (<i>district changes</i>)	\$935.84
3. Total Supplemental County and Municipal Aid (<i>sum of Lines 1 and 2</i>)	\$41,624.65

Expenditure Restraint Incentive Program

- Only municipalities are eligible to receive Expenditure Restraint Incentive Program (ERIP) payments
- Under state law, in 2025, each municipality will receive a payment that is equal to the amount of the payment received by the municipality in 2024 (sec. 79.05(4), Wis. Stats., from 2023 WI Act 12 – notwithstanding subs. (2) and (3))

Contact Information

If you have questions, contact us at lgs@wisconsin.gov, (608) 266-8618 or (608) 261-5167.



State of Wisconsin • DEPARTMENT OF REVENUE

DIVISION OF STATE AND LOCAL FINANCE • BUREAU OF LOCAL GOVERNMENT SERVICES • 2135 RIMROCK RD MADISON, WI 53713

Mailing Address:
PO Box 8971 #6-97
Madison WI 53708-8971
Fax: (608) 264-6887
lgs@wisconsin.gov

September 13, 2024

CONNIE ZIMMERMAN
TOWN OF WASHBURN
W3786 SHERWOOD RD
NEILLSVILLE WI 54456

Notice of Shared Revenue – 2025 Original Estimate

Notice Information

The Wisconsin Department of Revenue (DOR) is providing the **estimated** shared revenue amounts your local government will receive in 2025 under current state law for county and municipal aid, supplemental county and municipal aid, utility aid and the expenditure restraint incentive program. This does not include adjustments, shown on the July and November payment notices.

District	TOWN OF WASHBURN	County	CLARK	Co-muni code	10-058
-----------------	------------------	---------------	-------	---------------------	--------

Estimate Information

For an explanation of each aid payment listed below, review the additional information in this notice.

2025 Original Estimate	
1. County and municipal aid	\$29,924.89
2. Utility aid	\$0.00
3. Supplemental county and municipal aid	\$35,711.40
4. Expenditure restraint incentive program	\$0.00
5. Total Estimated 2025 Payments (sum of Lines 1-4)	\$65,636.29

Payment Information

Your local government will receive two distributions in 2025 :

- July 28, 2025: 15% of Line 1, 2, and 3 and 100% of Line 4 (*shown above*)
- November 17, 2025: balance of your 2025 aid payments

County and Municipal Aid

Under state law, the county and municipal aid paid to each county and municipality must be equal to the amount determined in 2012 (sec. 79.036, Wis. Stats.) and adjusted for fallen protective services insurance reimbursement (sec. 79.036(4), Wis. Stats.).

County and Municipal Aid Calculation	
1. Prior year county and municipal aid	\$29,254.20
2. Increase due to sales tax revenue, including adjustments (<i>district changes</i>)	\$672.85
3. Fallen protective services insurance adjustment	-\$2.16
4. Fallen protective services insurance reimbursement (<i>reported to DOR</i>)	\$0.00
5. Total County and Municipal Aid (sum of Lines 1-4)	\$29,924.89

Utility Aid

- Under state law, utility aid is distributed to each county and municipality where tax-exempt utility property is located (sec. 79.04, Wis. Stats.)
- Utility companies report utility property information to DOR annually
- DOR uses the provided information to accurately calculate utility aid (*shown below*)

Utility Aid Calculation	
1. Net book value, <i>as of December 31, 2024 (including expected additions/retirements)</i>	\$0.00
2. Total net book value payment	\$0.00
3. Minimum payment	\$0.00
4. Megawatt capacity	0.0
5. Megawatt capacity payment	\$0.00
6. Closed/decommissioned production plant (phased down) payment	\$0.00
7. Subtotal (<i>sum of Lines 2, 3, 5 and 6</i>)	\$0.00
8. Population cap	\$123,250.00
9. Adjusted subtotal (<i>lesser of Line 7 or Line 8</i>)	\$0.00
10. Adjacent site incentive payment	\$0.00
11. Baseload incentive payment	\$0.00
12. Co-generation incentive payment	\$0.00
13. Alternative energy incentive payment	\$0.00
14. Total incentive payments (<i>sum of Lines 10 through 13</i>)	\$0.00
15. Spent nuclear fuel payment	\$0.00
16. Total Utility Aid – this is the utility aid payment listed on the front of the estimate (<i>sum of Lines 9, 14 and 15</i>)	\$0.00

Supplemental County and Municipal Aid

- Under state law, supplemental county and municipal aid paid to each county and municipality is determined by 2023 Wisconsin Act 12 (sec. 79.037, Wis. Stats.)
- For detailed information, review [county and municipal aid spreadsheet](#)

Supplemental County and Municipal Aid Calculation	
1. Prior year supplemental county and municipal aid	\$34,908.50
2. Increase due to sales tax revenue including adjustments (<i>district changes</i>)	\$802.90
3. Total Supplemental County and Municipal Aid (<i>sum of Lines 1 and 2</i>)	\$35,711.40

Expenditure Restraint Incentive Program

- Only municipalities are eligible to receive Expenditure Restraint Incentive Program (ERIP) payments
- Under state law, in 2025, each municipality will receive a payment that is equal to the amount of the payment received by the municipality in 2024 (sec. 79.05(4), Wis. Stats., from 2023 WI Act 12 – notwithstanding subs. (2) and (3))

Contact Information

If you have questions, contact us at lgs@wisconsin.gov, (608) 266-8618 or (608) 261-5167.



State of Wisconsin • DEPARTMENT OF REVENUE

DIVISION OF STATE AND LOCAL FINANCE • BUREAU OF LOCAL GOVERNMENT SERVICES • 2135 RIMROCK RD MADISON, WI 53713

Mailing Address:
PO Box 8971 #6-97
Madison WI 53708-8971
Fax: (608) 264-6887
lgs@wisconsin.gov

September 13, 2024

DONNA ANDING
TOWN OF WESTON
N6601 MEADS AVENUE
GREENWOOD WI 54437-6969

Notice of Shared Revenue – 2025 Original Estimate

Notice Information

The Wisconsin Department of Revenue (DOR) is providing the **estimated** shared revenue amounts your local government will receive in 2025 under current state law for county and municipal aid, supplemental county and municipal aid, utility aid and the expenditure restraint incentive program. This does not include adjustments, shown on the July and November payment notices.

District	TOWN OF WESTON	County	CLARK	Co-muni code	10-060
-----------------	----------------	---------------	-------	---------------------	--------

Estimate Information

For an explanation of each aid payment listed below, review the additional information in this notice.

2025 Original Estimate	
1. County and municipal aid	\$46,641.44
2. Utility aid	\$0.00
3. Supplemental county and municipal aid	\$42,758.88
4. Expenditure restraint incentive program	\$0.00
5. Total Estimated 2025 Payments (sum of Lines 1-4)	\$89,400.32

Payment Information

Your local government will receive two distributions in 2025 :

- July 28, 2025: 15% of Line 1, 2, and 3 and 100% of Line 4 (*shown above*)
- November 17, 2025: balance of your 2025 aid payments

County and Municipal Aid

Under state law, the county and municipal aid paid to each county and municipality must be equal to the amount determined in 2012 (sec. 79.036, Wis. Stats.) and adjusted for fallen protective services insurance reimbursement (sec. 79.036(4), Wis. Stats.).

County and Municipal Aid Calculation	
1. Prior year county and municipal aid	\$45,596.10
2. Increase due to sales tax revenue, including adjustments (<i>district changes</i>)	\$1,048.71
3. Fallen protective services insurance adjustment	-\$3.37
4. Fallen protective services insurance reimbursement (<i>reported to DOR</i>)	\$0.00
5. Total County and Municipal Aid (sum of Lines 1-4)	\$46,641.44

Utility Aid

- Under state law, utility aid is distributed to each county and municipality where tax-exempt utility property is located (sec. 79.04, Wis. Stats.)
- Utility companies report utility property information to DOR annually
- DOR uses the provided information to accurately calculate utility aid (*shown below*)

Utility Aid Calculation	
1. Net book value, <i>as of December 31, 2024 (including expected additions/retirements)</i>	\$0.00
2. Total net book value payment	\$0.00
3. Minimum payment	\$0.00
4. Megawatt capacity	0.0
5. Megawatt capacity payment	\$0.00
6. Closed/decommissioned production plant (phased down) payment	\$0.00
7. Subtotal (<i>sum of Lines 2, 3, 5 and 6</i>)	\$0.00
8. Population cap	\$308,125.00
9. Adjusted subtotal (<i>lesser of Line 7 or Line 8</i>)	\$0.00
10. Adjacent site incentive payment	\$0.00
11. Baseload incentive payment	\$0.00
12. Co-generation incentive payment	\$0.00
13. Alternative energy incentive payment	\$0.00
14. Total incentive payments (<i>sum of Lines 10 through 13</i>)	\$0.00
15. Spent nuclear fuel payment	\$0.00
16. Total Utility Aid – this is the utility aid payment listed on the front of the estimate (<i>sum of Lines 9, 14 and 15</i>)	\$0.00

Supplemental County and Municipal Aid

- Under state law, supplemental county and municipal aid paid to each county and municipality is determined by 2023 Wisconsin Act 12 (sec. 79.037, Wis. Stats.)
- For detailed information, review [county and municipal aid spreadsheet](#)

Supplemental County and Municipal Aid Calculation	
1. Prior year supplemental county and municipal aid	\$41,797.54
2. Increase due to sales tax revenue including adjustments (<i>district changes</i>)	\$961.34
3. Total Supplemental County and Municipal Aid (<i>sum of Lines 1 and 2</i>)	\$42,758.88

Expenditure Restraint Incentive Program

- Only municipalities are eligible to receive Expenditure Restraint Incentive Program (ERIP) payments
- Under state law, in 2025, each municipality will receive a payment that is equal to the amount of the payment received by the municipality in 2024 (sec. 79.05(4), Wis. Stats., from 2023 WI Act 12 – notwithstanding subs. (2) and (3))

Contact Information

If you have questions, contact us at lgs@wisconsin.gov, (608) 266-8618 or (608) 261-5167.



State of Wisconsin • DEPARTMENT OF REVENUE

DIVISION OF STATE AND LOCAL FINANCE • BUREAU OF LOCAL GOVERNMENT SERVICES • 2135 RIMROCK RD MADISON, WI 53713

Mailing Address:
PO Box 8971 #6-97
Madison WI 53708-8971
Fax: (608) 264-6887
lgs@wisconsin.gov

September 13, 2024

SUE BOEHLKE
TOWN OF WITHEE
W8812 COUNTY HWY O
THORP WI 54771-7121

Notice of Shared Revenue – 2025 Original Estimate

Notice Information

The Wisconsin Department of Revenue (DOR) is providing the **estimated** shared revenue amounts your local government will receive in 2025 under current state law for county and municipal aid, supplemental county and municipal aid, utility aid and the expenditure restraint incentive program. This does not include adjustments, shown on the July and November payment notices.

District	TOWN OF WITHEE	County	CLARK	Co-muni code	10-062
-----------------	----------------	---------------	-------	---------------------	--------

Estimate Information

For an explanation of each aid payment listed below, review the additional information in this notice.

2025 Original Estimate	
1. County and municipal aid	\$50,812.20
2. Utility aid	\$11,536.86
3. Supplemental county and municipal aid	\$48,514.52
4. Expenditure restraint incentive program	\$0.00
5. Total Estimated 2025 Payments (sum of Lines 1-4)	\$110,863.58

Payment Information

Your local government will receive two distributions in 2025 :

- July 28, 2025: 15% of Line 1, 2, and 3 and 100% of Line 4 (*shown above*)
- November 17, 2025: balance of your 2025 aid payments

County and Municipal Aid

Under state law, the county and municipal aid paid to each county and municipality must be equal to the amount determined in 2012 (sec. 79.036, Wis. Stats.) and adjusted for fallen protective services insurance reimbursement (sec. 79.036(4), Wis. Stats.).

County and Municipal Aid Calculation	
1. Prior year county and municipal aid	\$49,673.38
2. Increase due to sales tax revenue, including adjustments (<i>district changes</i>)	\$1,142.49
3. Fallen protective services insurance adjustment	-\$3.67
4. Fallen protective services insurance reimbursement (<i>reported to DOR</i>)	\$0.00
5. Total County and Municipal Aid (sum of Lines 1-4)	\$50,812.20

Utility Aid

- Under state law, utility aid is distributed to each county and municipality where tax-exempt utility property is located (sec. 79.04, Wis. Stats.)
- Utility companies report utility property information to DOR annually
- DOR uses the provided information to accurately calculate utility aid (*shown below*)

Utility Aid Calculation	
1. Net book value, <i>as of December 31, 2024 (including expected additions/retirements)</i>	\$3,845,621.00
2. Total net book value payment	\$11,536.86
3. Minimum payment	\$0.00
4. Megawatt capacity	0.0
5. Megawatt capacity payment	\$0.00
6. Closed/decommissioned production plant (phased down) payment	\$0.00
7. Subtotal (<i>sum of Lines 2, 3, 5 and 6</i>)	\$11,536.86
8. Population cap	\$444,975.00
9. Adjusted subtotal (<i>lesser of Line 7 or Line 8</i>)	\$11,536.86
10. Adjacent site incentive payment	\$0.00
11. Baseload incentive payment	\$0.00
12. Co-generation incentive payment	\$0.00
13. Alternative energy incentive payment	\$0.00
14. Total incentive payments (<i>sum of Lines 10 through 13</i>)	\$0.00
15. Spent nuclear fuel payment	\$0.00
16. Total Utility Aid – this is the utility aid payment listed on the front of the estimate (<i>sum of Lines 9, 14 and 15</i>)	\$11,536.86

Supplemental County and Municipal Aid

- Under state law, supplemental county and municipal aid paid to each county and municipality is determined by 2023 Wisconsin Act 12 (sec. 79.037, Wis. Stats.)
- For detailed information, review [county and municipal aid spreadsheet](#)

Supplemental County and Municipal Aid Calculation	
1. Prior year supplemental county and municipal aid	\$47,423.77
2. Increase due to sales tax revenue including adjustments (<i>district changes</i>)	\$1,090.75
3. Total Supplemental County and Municipal Aid (<i>sum of Lines 1 and 2</i>)	\$48,514.52

Expenditure Restraint Incentive Program

- Only municipalities are eligible to receive Expenditure Restraint Incentive Program (ERIP) payments
- Under state law, in 2025, each municipality will receive a payment that is equal to the amount of the payment received by the municipality in 2024 (sec. 79.05(4), Wis. Stats., from 2023 WI Act 12 – notwithstanding subs. (2) and (3))

Contact Information

If you have questions, contact us at lgs@wisconsin.gov, (608) 266-8618 or (608) 261-5167.



State of Wisconsin • DEPARTMENT OF REVENUE

DIVISION OF STATE AND LOCAL FINANCE • BUREAU OF LOCAL GOVERNMENT SERVICES • 2135 RIMROCK RD MADISON, WI 53713

Mailing Address:
PO Box 8971 #6-97
Madison WI 53708-8971
Fax: (608) 264-6887
lgs@wisconsin.gov

September 13, 2024

JEAN KETTERHAGEN
TOWN OF WORDEN
W10780 EDDY RD
THORP WI 54771-7619

Notice of Shared Revenue – 2025 Original Estimate

Notice Information

The Wisconsin Department of Revenue (DOR) is providing the **estimated** shared revenue amounts your local government will receive in 2025 under current state law for county and municipal aid, supplemental county and municipal aid, utility aid and the expenditure restraint incentive program. This does not include adjustments, shown on the July and November payment notices.

District	TOWN OF WORDEN	County	CLARK	Co-muni code	10-064
-----------------	----------------	---------------	-------	---------------------	--------

Estimate Information

For an explanation of each aid payment listed below, review the additional information in this notice.

2025 Original Estimate	
1. County and municipal aid	\$50,786.63
2. Utility aid	\$0.00
3. Supplemental county and municipal aid	\$42,913.54
4. Expenditure restraint incentive program	\$0.00
5. Total Estimated 2025 Payments (sum of Lines 1-4)	\$93,700.17

Payment Information

Your local government will receive two distributions in 2025 :

- July 28, 2025: 15% of Line 1, 2, and 3 and 100% of Line 4 (*shown above*)
- November 17, 2025: balance of your 2025 aid payments

County and Municipal Aid

Under state law, the county and municipal aid paid to each county and municipality must be equal to the amount determined in 2012 (sec. 79.036, Wis. Stats.) and adjusted for fallen protective services insurance reimbursement (sec. 79.036(4), Wis. Stats.).

County and Municipal Aid Calculation	
1. Prior year county and municipal aid	\$49,648.39
2. Increase due to sales tax revenue, including adjustments (<i>district changes</i>)	\$1,141.91
3. Fallen protective services insurance adjustment	-\$3.67
4. Fallen protective services insurance reimbursement (<i>reported to DOR</i>)	\$0.00
5. Total County and Municipal Aid (sum of Lines 1-4)	\$50,786.63

Utility Aid

- Under state law, utility aid is distributed to each county and municipality where tax-exempt utility property is located (sec. 79.04, Wis. Stats.)
- Utility companies report utility property information to DOR annually
- DOR uses the provided information to accurately calculate utility aid (*shown below*)

Utility Aid Calculation	
1. Net book value, <i>as of December 31, 2024 (including expected additions/retirements)</i>	\$0.00
2. Total net book value payment	\$0.00
3. Minimum payment	\$0.00
4. Megawatt capacity	0.0
5. Megawatt capacity payment	\$0.00
6. Closed/decommissioned production plant (phased down) payment	\$0.00
7. Subtotal (<i>sum of Lines 2, 3, 5 and 6</i>)	\$0.00
8. Population cap	\$306,850.00
9. Adjusted subtotal (<i>lesser of Line 7 or Line 8</i>)	\$0.00
10. Adjacent site incentive payment	\$0.00
11. Baseload incentive payment	\$0.00
12. Co-generation incentive payment	\$0.00
13. Alternative energy incentive payment	\$0.00
14. Total incentive payments (<i>sum of Lines 10 through 13</i>)	\$0.00
15. Spent nuclear fuel payment	\$0.00
16. Total Utility Aid – this is the utility aid payment listed on the front of the estimate (<i>sum of Lines 9, 14 and 15</i>)	\$0.00

Supplemental County and Municipal Aid

- Under state law, supplemental county and municipal aid paid to each county and municipality is determined by 2023 Wisconsin Act 12 (sec. 79.037, Wis. Stats.)
- For detailed information, review [county and municipal aid spreadsheet](#)

Supplemental County and Municipal Aid Calculation	
1. Prior year supplemental county and municipal aid	\$41,948.72
2. Increase due to sales tax revenue including adjustments (<i>district changes</i>)	\$964.82
3. Total Supplemental County and Municipal Aid (<i>sum of Lines 1 and 2</i>)	\$42,913.54

Expenditure Restraint Incentive Program

- Only municipalities are eligible to receive Expenditure Restraint Incentive Program (ERIP) payments
- Under state law, in 2025, each municipality will receive a payment that is equal to the amount of the payment received by the municipality in 2024 (sec. 79.05(4), Wis. Stats., from 2023 WI Act 12 – notwithstanding subs. (2) and (3))

Contact Information

If you have questions, contact us at lgs@wisconsin.gov, (608) 266-8618 or (608) 261-5167.



State of Wisconsin • DEPARTMENT OF REVENUE

DIVISION OF STATE AND LOCAL FINANCE • BUREAU OF LOCAL GOVERNMENT SERVICES • 2135 RIMROCK RD MADISON, WI 53713

Mailing Address:
PO Box 8971 #6-97
Madison WI 53708-8971
Fax: (608) 264-6887
lgs@wisconsin.gov

September 13, 2024

CARRIE SCHMIDT
TOWN OF YORK
N6482 HALLE AVE
NEILLSVILLE WI 54456

Notice of Shared Revenue – 2025 Original Estimate

Notice Information

The Wisconsin Department of Revenue (DOR) is providing the **estimated** shared revenue amounts your local government will receive in 2025 under current state law for county and municipal aid, supplemental county and municipal aid, utility aid and the expenditure restraint incentive program. This does not include adjustments, shown on the July and November payment notices.

District	TOWN OF YORK	County	CLARK	Co-muni code	10-066
-----------------	--------------	---------------	-------	---------------------	--------

Estimate Information

For an explanation of each aid payment listed below, review the additional information in this notice.

2025 Original Estimate	
1. County and municipal aid	\$86,580.58
2. Utility aid	\$290.75
3. Supplemental county and municipal aid	\$45,095.79
4. Expenditure restraint incentive program	\$0.00
5. Total Estimated 2025 Payments (sum of Lines 1-4)	\$131,967.12

Payment Information

Your local government will receive two distributions in 2025 :

- July 28, 2025: 15% of Line 1, 2, and 3 and 100% of Line 4 (*shown above*)
- November 17, 2025: balance of your 2025 aid payments

County and Municipal Aid

Under state law, the county and municipal aid paid to each county and municipality must be equal to the amount determined in 2012 (sec. 79.036, Wis. Stats.) and adjusted for fallen protective services insurance reimbursement (sec. 79.036(4), Wis. Stats.).

County and Municipal Aid Calculation	
1. Prior year county and municipal aid	\$84,640.12
2. Increase due to sales tax revenue, including adjustments (<i>district changes</i>)	\$1,946.72
3. Fallen protective services insurance adjustment	-\$6.26
4. Fallen protective services insurance reimbursement (<i>reported to DOR</i>)	\$0.00
5. Total County and Municipal Aid (sum of Lines 1-4)	\$86,580.58

Utility Aid

- Under state law, utility aid is distributed to each county and municipality where tax-exempt utility property is located (sec. 79.04, Wis. Stats.)
- Utility companies report utility property information to DOR annually
- DOR uses the provided information to accurately calculate utility aid (*shown below*)

Utility Aid Calculation	
1. Net book value, <i>as of December 31, 2024 (including expected additions/retirements)</i>	\$96,916.00
2. Total net book value payment	\$290.75
3. Minimum payment	\$0.00
4. Megawatt capacity	0.0
5. Megawatt capacity payment	\$0.00
6. Closed/decommissioned production plant (phased down) payment	\$0.00
7. Subtotal (<i>sum of Lines 2, 3, 5 and 6</i>)	\$290.75
8. Population cap	\$350,200.00
9. Adjusted subtotal (<i>lesser of Line 7 or Line 8</i>)	\$290.75
10. Adjacent site incentive payment	\$0.00
11. Baseload incentive payment	\$0.00
12. Co-generation incentive payment	\$0.00
13. Alternative energy incentive payment	\$0.00
14. Total incentive payments (<i>sum of Lines 10 through 13</i>)	\$0.00
15. Spent nuclear fuel payment	\$0.00
16. Total Utility Aid – this is the utility aid payment listed on the front of the estimate (<i>sum of Lines 9, 14 and 15</i>)	\$290.75

Supplemental County and Municipal Aid

- Under state law, supplemental county and municipal aid paid to each county and municipality is determined by 2023 Wisconsin Act 12 (sec. 79.037, Wis. Stats.)
- For detailed information, review [county and municipal aid spreadsheet](#)

Supplemental County and Municipal Aid Calculation	
1. Prior year supplemental county and municipal aid	\$44,081.91
2. Increase due to sales tax revenue including adjustments (<i>district changes</i>)	\$1,013.88
3. Total Supplemental County and Municipal Aid (<i>sum of Lines 1 and 2</i>)	\$45,095.79

Expenditure Restraint Incentive Program

- Only municipalities are eligible to receive Expenditure Restraint Incentive Program (ERIP) payments
- Under state law, in 2025, each municipality will receive a payment that is equal to the amount of the payment received by the municipality in 2024 (sec. 79.05(4), Wis. Stats., from 2023 WI Act 12 – notwithstanding subs. (2) and (3))

Contact Information

If you have questions, contact us at lgs@wisconsin.gov, (608) 266-8618 or (608) 261-5167.



State of Wisconsin • DEPARTMENT OF REVENUE

DIVISION OF STATE AND LOCAL FINANCE • BUREAU OF LOCAL GOVERNMENT SERVICES • 2135 RIMROCK RD MADISON, WI 53713

Mailing Address:
PO Box 8971 #6-97
Madison WI 53708-8971
Fax: (608) 264-6887
lgs@wisconsin.gov

September 13, 2024

CAROL DEVINE
VILLAGE OF CURTISS
PO BOX 97
CURTISS WI 54422-0097

Notice of Shared Revenue – 2025 Original Estimate

Notice Information

The Wisconsin Department of Revenue (DOR) is providing the **estimated** shared revenue amounts your local government will receive in 2025 under current state law for county and municipal aid, supplemental county and municipal aid, utility aid and the expenditure restraint incentive program. This does not include adjustments, shown on the July and November payment notices.

District	VILLAGE OF CURTISS	County	CLARK	Co-muni code	10-111
-----------------	--------------------	---------------	-------	---------------------	--------

Estimate Information

For an explanation of each aid payment listed below, review the additional information in this notice.

2025 Original Estimate	
1. County and municipal aid	\$64,965.42
2. Utility aid	\$0.00
3. Supplemental county and municipal aid	\$35,831.75
4. Expenditure restraint incentive program	\$0.00
5. Total Estimated 2025 Payments (sum of Lines 1-4)	\$100,797.17

Payment Information

Your local government will receive two distributions in 2025 :

- July 28, 2025: 15% of Line 1, 2, and 3 and 100% of Line 4 (*shown above*)
- November 17, 2025: balance of your 2025 aid payments

County and Municipal Aid

Under state law, the county and municipal aid paid to each county and municipality must be equal to the amount determined in 2012 (sec. 79.036, Wis. Stats.) and adjusted for fallen protective services insurance reimbursement (sec. 79.036(4), Wis. Stats.).

County and Municipal Aid Calculation	
1. Prior year county and municipal aid	\$63,509.39
2. Increase due to sales tax revenue, including adjustments (<i>district changes</i>)	\$1,460.72
3. Fallen protective services insurance adjustment	-\$4.69
4. Fallen protective services insurance reimbursement (<i>reported to DOR</i>)	\$0.00
5. Total County and Municipal Aid (sum of Lines 1-4)	\$64,965.42

Utility Aid

- Under state law, utility aid is distributed to each county and municipality where tax-exempt utility property is located (sec. 79.04, Wis. Stats.)
- Utility companies report utility property information to DOR annually
- DOR uses the provided information to accurately calculate utility aid (*shown below*)

Utility Aid Calculation	
1. Net book value, <i>as of December 31, 2024 (including expected additions/retirements)</i>	\$0.00
2. Total net book value payment	\$0.00
3. Minimum payment	\$0.00
4. Megawatt capacity	0.0
5. Megawatt capacity payment	\$0.00
6. Closed/decommissioned production plant (phased down) payment	\$0.00
7. Subtotal (<i>sum of Lines 2, 3, 5 and 6</i>)	\$0.00
8. Population cap	\$127,500.00
9. Adjusted subtotal (<i>lesser of Line 7 or Line 8</i>)	\$0.00
10. Adjacent site incentive payment	\$0.00
11. Baseload incentive payment	\$0.00
12. Co-generation incentive payment	\$0.00
13. Alternative energy incentive payment	\$0.00
14. Total incentive payments (<i>sum of Lines 10 through 13</i>)	\$0.00
15. Spent nuclear fuel payment	\$0.00
16. Total Utility Aid – this is the utility aid payment listed on the front of the estimate (<i>sum of Lines 9, 14 and 15</i>)	\$0.00

Supplemental County and Municipal Aid

- Under state law, supplemental county and municipal aid paid to each county and municipality is determined by 2023 Wisconsin Act 12 (sec. 79.037, Wis. Stats.)
- For detailed information, review [county and municipal aid spreadsheet](#)

Supplemental County and Municipal Aid Calculation	
1. Prior year supplemental county and municipal aid	\$35,026.15
2. Increase due to sales tax revenue including adjustments (<i>district changes</i>)	\$805.60
3. Total Supplemental County and Municipal Aid (<i>sum of Lines 1 and 2</i>)	\$35,831.75

Expenditure Restraint Incentive Program

- Only municipalities are eligible to receive Expenditure Restraint Incentive Program (ERIP) payments
- Under state law, in 2025, each municipality will receive a payment that is equal to the amount of the payment received by the municipality in 2024 (sec. 79.05(4), Wis. Stats., from 2023 WI Act 12 – notwithstanding subs. (2) and (3))

Contact Information

If you have questions, contact us at lgs@wisconsin.gov, (608) 266-8618 or (608) 261-5167.



State of Wisconsin • DEPARTMENT OF REVENUE

DIVISION OF STATE AND LOCAL FINANCE • BUREAU OF LOCAL GOVERNMENT SERVICES • 2135 RIMROCK RD MADISON, WI 53713

Mailing Address:
PO Box 8971 #6-97
Madison WI 53708-8971
Fax: (608) 264-6887
lgs@wisconsin.gov

September 13, 2024

CHRISTIE ERIKSON
VILLAGE OF DORCHESTER
250 PARKSIDE DRIVE
DORCHESTER WI 54425

Notice of Shared Revenue – 2025 Original Estimate

Notice Information

The Wisconsin Department of Revenue (DOR) is providing the **estimated** shared revenue amounts your local government will receive in 2025 under current state law for county and municipal aid, supplemental county and municipal aid, utility aid and the expenditure restraint incentive program. This does not include adjustments, shown on the July and November payment notices.

District	VILLAGE OF DORCHESTER	County	CLARK	Co-muni code	10-116
-----------------	-----------------------	---------------	-------	---------------------	--------

Estimate Information

For an explanation of each aid payment listed below, review the additional information in this notice.

2025 Original Estimate	
1. County and municipal aid	\$214,996.64
2. Utility aid	\$0.00
3. Supplemental county and municipal aid	\$45,353.51
4. Expenditure restraint incentive program	\$3,861.87
5. Total Estimated 2025 Payments (sum of Lines 1-4)	\$264,212.02

Payment Information

Your local government will receive two distributions in 2025 :

- July 28, 2025: 15% of Line 1, 2, and 3 and 100% of Line 4 (*shown above*)
- November 17, 2025: balance of your 2025 aid payments

County and Municipal Aid

Under state law, the county and municipal aid paid to each county and municipality must be equal to the amount determined in 2012 (sec. 79.036, Wis. Stats.) and adjusted for fallen protective services insurance reimbursement (sec. 79.036(4), Wis. Stats.).

County and Municipal Aid Calculation	
1. Prior year county and municipal aid	\$210,178.07
2. Increase due to sales tax revenue, including adjustments (<i>district changes</i>)	\$4,834.10
3. Fallen protective services insurance adjustment	-\$15.53
4. Fallen protective services insurance reimbursement (<i>reported to DOR</i>)	\$0.00
5. Total County and Municipal Aid (sum of Lines 1-4)	\$214,996.64

Utility Aid

- Under state law, utility aid is distributed to each county and municipality where tax-exempt utility property is located (sec. 79.04, Wis. Stats.)
- Utility companies report utility property information to DOR annually
- DOR uses the provided information to accurately calculate utility aid (*shown below*)

Utility Aid Calculation	
1. Net book value, <i>as of December 31, 2024 (including expected additions/retirements)</i>	\$0.00
2. Total net book value payment	\$0.00
3. Minimum payment	\$0.00
4. Megawatt capacity	0.0
5. Megawatt capacity payment	\$0.00
6. Closed/decommissioned production plant (phased down) payment	\$0.00
7. Subtotal (<i>sum of Lines 2, 3, 5 and 6</i>)	\$0.00
8. Population cap	\$358,700.00
9. Adjusted subtotal (<i>lesser of Line 7 or Line 8</i>)	\$0.00
10. Adjacent site incentive payment	\$0.00
11. Baseload incentive payment	\$0.00
12. Co-generation incentive payment	\$0.00
13. Alternative energy incentive payment	\$0.00
14. Total incentive payments (<i>sum of Lines 10 through 13</i>)	\$0.00
15. Spent nuclear fuel payment	\$0.00
16. Total Utility Aid – this is the utility aid payment listed on the front of the estimate (<i>sum of Lines 9, 14 and 15</i>)	\$0.00

Supplemental County and Municipal Aid

- Under state law, supplemental county and municipal aid paid to each county and municipality is determined by 2023 Wisconsin Act 12 (sec. 79.037, Wis. Stats.)
- For detailed information, review [county and municipal aid spreadsheet](#)

Supplemental County and Municipal Aid Calculation	
1. Prior year supplemental county and municipal aid	\$44,333.83
2. Increase due to sales tax revenue including adjustments (<i>district changes</i>)	\$1,019.68
3. Total Supplemental County and Municipal Aid (<i>sum of Lines 1 and 2</i>)	\$45,353.51

Expenditure Restraint Incentive Program

- Only municipalities are eligible to receive Expenditure Restraint Incentive Program (ERIP) payments
- Under state law, in 2025, each municipality will receive a payment that is equal to the amount of the payment received by the municipality in 2024 (sec. 79.05(4), Wis. Stats., from 2023 WI Act 12 – notwithstanding subs. (2) and (3))

Contact Information

If you have questions, contact us at lgs@wisconsin.gov, (608) 266-8618 or (608) 261-5167.



State of Wisconsin • DEPARTMENT OF REVENUE

DIVISION OF STATE AND LOCAL FINANCE • BUREAU OF LOCAL GOVERNMENT SERVICES • 2135 RIMROCK RD MADISON, WI 53713

Mailing Address:
PO Box 8971 #6-97
Madison WI 53708-8971
Fax: (608) 264-6887
lgs@wisconsin.gov

September 13, 2024

EMILY STEINBACH
VILLAGE OF GRANTON
210 MAPLE ST PO BOX 69
GRANTON WI 54436

Notice of Shared Revenue – 2025 Original Estimate

Notice Information

The Wisconsin Department of Revenue (DOR) is providing the **estimated** shared revenue amounts your local government will receive in 2025 under current state law for county and municipal aid, supplemental county and municipal aid, utility aid and the expenditure restraint incentive program. This does not include adjustments, shown on the July and November payment notices.

District	VILLAGE OF GRANTON	County	CLARK	Co-muni code	10-131
-----------------	--------------------	---------------	-------	---------------------	--------

Estimate Information

For an explanation of each aid payment listed below, review the additional information in this notice.

2025 Original Estimate	
1. County and municipal aid	\$205,782.25
2. Utility aid	\$0.00
3. Supplemental county and municipal aid	\$41,162.63
4. Expenditure restraint incentive program	\$0.00
5. Total Estimated 2025 Payments (sum of Lines 1-4)	\$246,944.88

Payment Information

Your local government will receive two distributions in 2025 :

- July 28, 2025: 15% of Line 1, 2, and 3 and 100% of Line 4 (*shown above*)
- November 17, 2025: balance of your 2025 aid payments

County and Municipal Aid

Under state law, the county and municipal aid paid to each county and municipality must be equal to the amount determined in 2012 (sec. 79.036, Wis. Stats.) and adjusted for fallen protective services insurance reimbursement (sec. 79.036(4), Wis. Stats.).

County and Municipal Aid Calculation	
1. Prior year county and municipal aid	\$201,170.21
2. Increase due to sales tax revenue, including adjustments (<i>district changes</i>)	\$4,626.91
3. Fallen protective services insurance adjustment	-\$14.87
4. Fallen protective services insurance reimbursement (<i>reported to DOR</i>)	\$0.00
5. Total County and Municipal Aid (sum of Lines 1-4)	\$205,782.25

Utility Aid

- Under state law, utility aid is distributed to each county and municipality where tax-exempt utility property is located (sec. 79.04, Wis. Stats.)
- Utility companies report utility property information to DOR annually
- DOR uses the provided information to accurately calculate utility aid (*shown below*)

Utility Aid Calculation	
1. Net book value, <i>as of December 31, 2024 (including expected additions/retirements)</i>	\$0.00
2. Total net book value payment	\$0.00
3. Minimum payment	\$0.00
4. Megawatt capacity	0.0
5. Megawatt capacity payment	\$0.00
6. Closed/decommissioned production plant (phased down) payment	\$0.00
7. Subtotal (<i>sum of Lines 2, 3, 5 and 6</i>)	\$0.00
8. Population cap	\$157,675.00
9. Adjusted subtotal (<i>lesser of Line 7 or Line 8</i>)	\$0.00
10. Adjacent site incentive payment	\$0.00
11. Baseload incentive payment	\$0.00
12. Co-generation incentive payment	\$0.00
13. Alternative energy incentive payment	\$0.00
14. Total incentive payments (<i>sum of Lines 10 through 13</i>)	\$0.00
15. Spent nuclear fuel payment	\$0.00
16. Total Utility Aid – this is the utility aid payment listed on the front of the estimate (<i>sum of Lines 9, 14 and 15</i>)	\$0.00

Supplemental County and Municipal Aid

- Under state law, supplemental county and municipal aid paid to each county and municipality is determined by 2023 Wisconsin Act 12 (sec. 79.037, Wis. Stats.)
- For detailed information, review [county and municipal aid spreadsheet](#)

Supplemental County and Municipal Aid Calculation	
1. Prior year supplemental county and municipal aid	\$40,237.18
2. Increase due to sales tax revenue including adjustments (<i>district changes</i>)	\$925.45
3. Total Supplemental County and Municipal Aid (<i>sum of Lines 1 and 2</i>)	\$41,162.63

Expenditure Restraint Incentive Program

- Only municipalities are eligible to receive Expenditure Restraint Incentive Program (ERIP) payments
- Under state law, in 2025, each municipality will receive a payment that is equal to the amount of the payment received by the municipality in 2024 (sec. 79.05(4), Wis. Stats., from 2023 WI Act 12 – notwithstanding subs. (2) and (3))

Contact Information

If you have questions, contact us at lgs@wisconsin.gov, (608) 266-8618 or (608) 261-5167.



State of Wisconsin • DEPARTMENT OF REVENUE

DIVISION OF STATE AND LOCAL FINANCE • BUREAU OF LOCAL GOVERNMENT SERVICES • 2135 RIMROCK RD MADISON, WI 53713

Mailing Address:
PO Box 8971 #6-97
Madison WI 53708-8971
Fax: (608) 264-6887
lgs@wisconsin.gov

September 13, 2024

ELLEN NIEMI
VILLAGE OF WITHEE
PO BOX A
WITHEE WI 54498-0901

Notice of Shared Revenue – 2025 Original Estimate

Notice Information

The Wisconsin Department of Revenue (DOR) is providing the **estimated** shared revenue amounts your local government will receive in 2025 under current state law for county and municipal aid, supplemental county and municipal aid, utility aid and the expenditure restraint incentive program. This does not include adjustments, shown on the July and November payment notices.

District	VILLAGE OF WITHEE	County	CLARK	Co-muni code	10-191
-----------------	-------------------	---------------	-------	---------------------	--------

Estimate Information

For an explanation of each aid payment listed below, review the additional information in this notice.

2025 Original Estimate	
1. County and municipal aid	\$213,360.08
2. Utility aid	\$0.00
3. Supplemental county and municipal aid	\$42,678.42
4. Expenditure restraint incentive program	\$0.00
5. Total Estimated 2025 Payments (sum of Lines 1-4)	\$256,038.50

Payment Information

Your local government will receive two distributions in 2025 :

- July 28, 2025: 15% of Line 1, 2, and 3 and 100% of Line 4 (*shown above*)
- November 17, 2025: balance of your 2025 aid payments

County and Municipal Aid

Under state law, the county and municipal aid paid to each county and municipality must be equal to the amount determined in 2012 (sec. 79.036, Wis. Stats.) and adjusted for fallen protective services insurance reimbursement (sec. 79.036(4), Wis. Stats.).

County and Municipal Aid Calculation	
1. Prior year county and municipal aid	\$208,578.19
2. Increase due to sales tax revenue, including adjustments (<i>district changes</i>)	\$4,797.30
3. Fallen protective services insurance adjustment	-\$15.41
4. Fallen protective services insurance reimbursement (<i>reported to DOR</i>)	\$0.00
5. Total County and Municipal Aid (sum of Lines 1-4)	\$213,360.08

Utility Aid

- Under state law, utility aid is distributed to each county and municipality where tax-exempt utility property is located (sec. 79.04, Wis. Stats.)
- Utility companies report utility property information to DOR annually
- DOR uses the provided information to accurately calculate utility aid (*shown below*)

Utility Aid Calculation	
1. Net book value, <i>as of December 31, 2024 (including expected additions/retirements)</i>	\$0.00
2. Total net book value payment	\$0.00
3. Minimum payment	\$0.00
4. Megawatt capacity	0.0
5. Megawatt capacity payment	\$0.00
6. Closed/decommissioned production plant (phased down) payment	\$0.00
7. Subtotal (<i>sum of Lines 2, 3, 5 and 6</i>)	\$0.00
8. Population cap	\$218,875.00
9. Adjusted subtotal (<i>lesser of Line 7 or Line 8</i>)	\$0.00
10. Adjacent site incentive payment	\$0.00
11. Baseload incentive payment	\$0.00
12. Co-generation incentive payment	\$0.00
13. Alternative energy incentive payment	\$0.00
14. Total incentive payments (<i>sum of Lines 10 through 13</i>)	\$0.00
15. Spent nuclear fuel payment	\$0.00
16. Total Utility Aid – this is the utility aid payment listed on the front of the estimate (<i>sum of Lines 9, 14 and 15</i>)	\$0.00

Supplemental County and Municipal Aid

- Under state law, supplemental county and municipal aid paid to each county and municipality is determined by 2023 Wisconsin Act 12 (sec. 79.037, Wis. Stats.)
- For detailed information, review [county and municipal aid spreadsheet](#)

Supplemental County and Municipal Aid Calculation	
1. Prior year supplemental county and municipal aid	\$41,718.89
2. Increase due to sales tax revenue including adjustments (<i>district changes</i>)	\$959.53
3. Total Supplemental County and Municipal Aid (<i>sum of Lines 1 and 2</i>)	\$42,678.42

Expenditure Restraint Incentive Program

- Only municipalities are eligible to receive Expenditure Restraint Incentive Program (ERIP) payments
- Under state law, in 2025, each municipality will receive a payment that is equal to the amount of the payment received by the municipality in 2024 (sec. 79.05(4), Wis. Stats., from 2023 WI Act 12 – notwithstanding subs. (2) and (3))

Contact Information

If you have questions, contact us at lgs@wisconsin.gov, (608) 266-8618 or (608) 261-5167.



State of Wisconsin • DEPARTMENT OF REVENUE

DIVISION OF STATE AND LOCAL FINANCE • BUREAU OF LOCAL GOVERNMENT SERVICES • 2135 RIMROCK RD MADISON, WI 53713

Mailing Address:
PO Box 8971 #6-97
Madison WI 53708-8971
Fax: (608) 264-6887
lgs@wisconsin.gov

September 13, 2024

ERIN CLAUSNITZER
CITY OF ABBOTSFORD
203 N FIRST ST, PO BOX 589
ABBOTSFORD WI 54405-0589

Notice of Shared Revenue – 2025 Original Estimate

Notice Information

The Wisconsin Department of Revenue (DOR) is providing the **estimated** shared revenue amounts your local government will receive in 2025 under current state law for county and municipal aid, supplemental county and municipal aid, utility aid and the expenditure restraint incentive program. This does not include adjustments, shown on the July and November payment notices.

District	CITY OF ABBOTSFORD	County	CLARK	Co-muni code	10-201
-----------------	--------------------	---------------	-------	---------------------	--------

Estimate Information

For an explanation of each aid payment listed below, review the additional information in this notice.

2025 Original Estimate	
1. County and municipal aid	\$457,116.61
2. Utility aid	\$27,137.33
3. Supplemental county and municipal aid	\$91,437.06
4. Expenditure restraint incentive program	\$25,577.90
5. Total Estimated 2025 Payments (sum of Lines 1-4)	\$601,268.90

Payment Information

Your local government will receive two distributions in 2025 :

- July 28, 2025: 15% of Line 1, 2, and 3 and 100% of Line 4 (*shown above*)
- November 17, 2025: balance of your 2025 aid payments

County and Municipal Aid

Under state law, the county and municipal aid paid to each county and municipality must be equal to the amount determined in 2012 (sec. 79.036, Wis. Stats.) and adjusted for fallen protective services insurance reimbursement (sec. 79.036(4), Wis. Stats.).

County and Municipal Aid Calculation	
1. Prior year county and municipal aid	\$446,871.59
2. Increase due to sales tax revenue, including adjustments (<i>district changes</i>)	\$10,278.05
3. Fallen protective services insurance adjustment	-\$33.03
4. Fallen protective services insurance reimbursement (<i>reported to DOR</i>)	\$0.00
5. Total County and Municipal Aid (sum of Lines 1-4)	\$457,116.61

Utility Aid

- Under state law, utility aid is distributed to each county and municipality where tax-exempt utility property is located (sec. 79.04, Wis. Stats.)
- Utility companies report utility property information to DOR annually
- DOR uses the provided information to accurately calculate utility aid (*shown below*)

Utility Aid Calculation	
1. Net book value, <i>as of December 31, 2024 (including expected additions/retirements)</i>	\$4,522,889.00
2. Total net book value payment	\$27,137.33
3. Minimum payment	\$0.00
4. Megawatt capacity	0.0
5. Megawatt capacity payment	\$0.00
6. Closed/decommissioned production plant (phased down) payment	\$0.00
7. Subtotal (<i>sum of Lines 2, 3, 5 and 6</i>)	\$27,137.33
8. Population cap	\$1,045,075.00
9. Adjusted subtotal (<i>lesser of Line 7 or Line 8</i>)	\$27,137.33
10. Adjacent site incentive payment	\$0.00
11. Baseload incentive payment	\$0.00
12. Co-generation incentive payment	\$0.00
13. Alternative energy incentive payment	\$0.00
14. Total incentive payments (<i>sum of Lines 10 through 13</i>)	\$0.00
15. Spent nuclear fuel payment	\$0.00
16. Total Utility Aid – this is the utility aid payment listed on the front of the estimate (<i>sum of Lines 9, 14 and 15</i>)	\$27,137.33

Supplemental County and Municipal Aid

- Under state law, supplemental county and municipal aid paid to each county and municipality is determined by 2023 Wisconsin Act 12 (sec. 79.037, Wis. Stats.)
- For detailed information, review [county and municipal aid spreadsheet](#)

Supplemental County and Municipal Aid Calculation	
1. Prior year supplemental county and municipal aid	\$89,381.29
2. Increase due to sales tax revenue including adjustments (<i>district changes</i>)	\$2,055.77
3. Total Supplemental County and Municipal Aid (<i>sum of Lines 1 and 2</i>)	\$91,437.06

Expenditure Restraint Incentive Program

- Only municipalities are eligible to receive Expenditure Restraint Incentive Program (ERIP) payments
- Under state law, in 2025, each municipality will receive a payment that is equal to the amount of the payment received by the municipality in 2024 (sec. 79.05(4), Wis. Stats., from 2023 WI Act 12 – notwithstanding subs. (2) and (3))

Contact Information

If you have questions, contact us at lgs@wisconsin.gov, (608) 266-8618 or (608) 261-5167.



State of Wisconsin • DEPARTMENT OF REVENUE

DIVISION OF STATE AND LOCAL FINANCE • BUREAU OF LOCAL GOVERNMENT SERVICES • 2135 RIMROCK RD MADISON, WI 53713

Mailing Address:
PO Box 8971 #6-97
Madison WI 53708-8971
Fax: (608) 264-6887
lgs@wisconsin.gov

September 13, 2024

CONNIE GURTNER
CITY OF COLBY
PO BOX 236
COLBY WI 54421-0236

Notice of Shared Revenue – 2025 Original Estimate

Notice Information

The Wisconsin Department of Revenue (DOR) is providing the **estimated** shared revenue amounts your local government will receive in 2025 under current state law for county and municipal aid, supplemental county and municipal aid, utility aid and the expenditure restraint incentive program. This does not include adjustments, shown on the July and November payment notices.

District	CITY OF COLBY	County	CLARK	Co-muni code	10-211
-----------------	---------------	---------------	-------	---------------------	--------

Estimate Information

For an explanation of each aid payment listed below, review the additional information in this notice.

2025 Original Estimate	
1. County and municipal aid	\$449,577.82
2. Utility aid	\$0.00
3. Supplemental county and municipal aid	\$89,929.08
4. Expenditure restraint incentive program	\$11,424.90
5. Total Estimated 2025 Payments (sum of Lines 1-4)	\$550,931.80

Payment Information

Your local government will receive two distributions in 2025 :

- July 28, 2025: 15% of Line 1, 2, and 3 and 100% of Line 4 (*shown above*)
- November 17, 2025: balance of your 2025 aid payments

County and Municipal Aid

Under state law, the county and municipal aid paid to each county and municipality must be equal to the amount determined in 2012 (sec. 79.036, Wis. Stats.) and adjusted for fallen protective services insurance reimbursement (sec. 79.036(4), Wis. Stats.).

County and Municipal Aid Calculation	
1. Prior year county and municipal aid	\$439,501.76
2. Increase due to sales tax revenue, including adjustments (<i>district changes</i>)	\$10,108.54
3. Fallen protective services insurance adjustment	-\$32.48
4. Fallen protective services insurance reimbursement (<i>reported to DOR</i>)	\$0.00
5. Total County and Municipal Aid (sum of Lines 1-4)	\$449,577.82

Utility Aid

- Under state law, utility aid is distributed to each county and municipality where tax-exempt utility property is located (sec. 79.04, Wis. Stats.)
- Utility companies report utility property information to DOR annually
- DOR uses the provided information to accurately calculate utility aid (*shown below*)

Utility Aid Calculation	
1. Net book value, <i>as of December 31, 2024 (including expected additions/retirements)</i>	\$0.00
2. Total net book value payment	\$0.00
3. Minimum payment	\$0.00
4. Megawatt capacity	0.0
5. Megawatt capacity payment	\$0.00
6. Closed/decommissioned production plant (phased down) payment	\$0.00
7. Subtotal (<i>sum of Lines 2, 3, 5 and 6</i>)	\$0.00
8. Population cap	\$820,250.00
9. Adjusted subtotal (<i>lesser of Line 7 or Line 8</i>)	\$0.00
10. Adjacent site incentive payment	\$0.00
11. Baseload incentive payment	\$0.00
12. Co-generation incentive payment	\$0.00
13. Alternative energy incentive payment	\$0.00
14. Total incentive payments (<i>sum of Lines 10 through 13</i>)	\$0.00
15. Spent nuclear fuel payment	\$0.00
16. Total Utility Aid – this is the utility aid payment listed on the front of the estimate (<i>sum of Lines 9, 14 and 15</i>)	\$0.00

Supplemental County and Municipal Aid

- Under state law, supplemental county and municipal aid paid to each county and municipality is determined by 2023 Wisconsin Act 12 (sec. 79.037, Wis. Stats.)
- For detailed information, review [county and municipal aid spreadsheet](#)

Supplemental County and Municipal Aid Calculation	
1. Prior year supplemental county and municipal aid	\$87,907.21
2. Increase due to sales tax revenue including adjustments (<i>district changes</i>)	\$2,021.87
3. Total Supplemental County and Municipal Aid (<i>sum of Lines 1 and 2</i>)	\$89,929.08

Expenditure Restraint Incentive Program

- Only municipalities are eligible to receive Expenditure Restraint Incentive Program (ERIP) payments
- Under state law, in 2025, each municipality will receive a payment that is equal to the amount of the payment received by the municipality in 2024 (sec. 79.05(4), Wis. Stats., from 2023 WI Act 12 – notwithstanding subs. (2) and (3))

Contact Information

If you have questions, contact us at lgs@wisconsin.gov, (608) 266-8618 or (608) 261-5167.



State of Wisconsin • DEPARTMENT OF REVENUE

DIVISION OF STATE AND LOCAL FINANCE • BUREAU OF LOCAL GOVERNMENT SERVICES • 2135 RIMROCK RD MADISON, WI 53713

Mailing Address:
PO Box 8971 #6-97
Madison WI 53708-8971
Fax: (608) 264-6887
lgs@wisconsin.gov

September 13, 2024

KAYLA SCHAR
CITY OF GREENWOOD
PO BOX D, 201 S MAIN ST
GREENWOOD WI 54437

Notice of Shared Revenue – 2025 Original Estimate

Notice Information

The Wisconsin Department of Revenue (DOR) is providing the **estimated** shared revenue amounts your local government will receive in 2025 under current state law for county and municipal aid, supplemental county and municipal aid, utility aid and the expenditure restraint incentive program. This does not include adjustments, shown on the July and November payment notices.

District	CITY OF GREENWOOD	County	CLARK	Co-muni code	10-231
-----------------	-------------------	---------------	-------	---------------------	--------

Estimate Information

For an explanation of each aid payment listed below, review the additional information in this notice.

2025 Original Estimate	
1. County and municipal aid	\$469,714.57
2. Utility aid	\$25,859.20
3. Supplemental county and municipal aid	\$93,957.03
4. Expenditure restraint incentive program	\$21,265.60
5. Total Estimated 2025 Payments (sum of Lines 1-4)	\$610,796.40

Payment Information

Your local government will receive two distributions in 2025 :

- July 28, 2025: 15% of Line 1, 2, and 3 and 100% of Line 4 (*shown above*)
- November 17, 2025: balance of your 2025 aid payments

County and Municipal Aid

Under state law, the county and municipal aid paid to each county and municipality must be equal to the amount determined in 2012 (sec. 79.036, Wis. Stats.) and adjusted for fallen protective services insurance reimbursement (sec. 79.036(4), Wis. Stats.).

County and Municipal Aid Calculation	
1. Prior year county and municipal aid	\$459,187.20
2. Increase due to sales tax revenue, including adjustments (<i>district changes</i>)	\$10,561.31
3. Fallen protective services insurance adjustment	-\$33.94
4. Fallen protective services insurance reimbursement (<i>reported to DOR</i>)	\$0.00
5. Total County and Municipal Aid (sum of Lines 1-4)	\$469,714.57

Utility Aid

- Under state law, utility aid is distributed to each county and municipality where tax-exempt utility property is located (sec. 79.04, Wis. Stats.)
- Utility companies report utility property information to DOR annually
- DOR uses the provided information to accurately calculate utility aid (*shown below*)

Utility Aid Calculation	
1. Net book value, <i>as of December 31, 2024 (including expected additions/retirements)</i>	\$4,309,866.00
2. Total net book value payment	\$25,859.20
3. Minimum payment	\$0.00
4. Megawatt capacity	0.0
5. Megawatt capacity payment	\$0.00
6. Closed/decommissioned production plant (phased down) payment	\$0.00
7. Subtotal (<i>sum of Lines 2, 3, 5 and 6</i>)	\$25,859.20
8. Population cap	\$454,325.00
9. Adjusted subtotal (<i>lesser of Line 7 or Line 8</i>)	\$25,859.20
10. Adjacent site incentive payment	\$0.00
11. Baseload incentive payment	\$0.00
12. Co-generation incentive payment	\$0.00
13. Alternative energy incentive payment	\$0.00
14. Total incentive payments (<i>sum of Lines 10 through 13</i>)	\$0.00
15. Spent nuclear fuel payment	\$0.00
16. Total Utility Aid – this is the utility aid payment listed on the front of the estimate (<i>sum of Lines 9, 14 and 15</i>)	\$25,859.20

Supplemental County and Municipal Aid

- Under state law, supplemental county and municipal aid paid to each county and municipality is determined by 2023 Wisconsin Act 12 (sec. 79.037, Wis. Stats.)
- For detailed information, review [county and municipal aid spreadsheet](#)

Supplemental County and Municipal Aid Calculation	
1. Prior year supplemental county and municipal aid	\$91,844.60
2. Increase due to sales tax revenue including adjustments (<i>district changes</i>)	\$2,112.43
3. Total Supplemental County and Municipal Aid (<i>sum of Lines 1 and 2</i>)	\$93,957.03

Expenditure Restraint Incentive Program

- Only municipalities are eligible to receive Expenditure Restraint Incentive Program (ERIP) payments
- Under state law, in 2025, each municipality will receive a payment that is equal to the amount of the payment received by the municipality in 2024 (sec. 79.05(4), Wis. Stats., from 2023 WI Act 12 – notwithstanding subs. (2) and (3))

Contact Information

If you have questions, contact us at lgs@wisconsin.gov, (608) 266-8618 or (608) 261-5167.



State of Wisconsin • DEPARTMENT OF REVENUE

DIVISION OF STATE AND LOCAL FINANCE • BUREAU OF LOCAL GOVERNMENT SERVICES • 2135 RIMROCK RD MADISON, WI 53713

Mailing Address:
PO Box 8971 #6-97
Madison WI 53708-8971
Fax: (608) 264-6887
lgs@wisconsin.gov

September 13, 2024

SHANNON TOUFAR
CITY OF LOYAL
PO BOX 9
LOYAL WI 54446-0009

Notice of Shared Revenue – 2025 Original Estimate

Notice Information

The Wisconsin Department of Revenue (DOR) is providing the **estimated** shared revenue amounts your local government will receive in 2025 under current state law for county and municipal aid, supplemental county and municipal aid, utility aid and the expenditure restraint incentive program. This does not include adjustments, shown on the July and November payment notices.

District	CITY OF LOYAL	County	CLARK	Co-muni code	10-246
-----------------	---------------	---------------	-------	---------------------	--------

Estimate Information

For an explanation of each aid payment listed below, review the additional information in this notice.

2025 Original Estimate	
1. County and municipal aid	\$396,379.90
2. Utility aid	\$0.00
3. Supplemental county and municipal aid	\$79,287.89
4. Expenditure restraint incentive program	\$18,113.15
5. Total Estimated 2025 Payments (sum of Lines 1-4)	\$493,780.94

Payment Information

Your local government will receive two distributions in 2025 :

- July 28, 2025: 15% of Line 1, 2, and 3 and 100% of Line 4 (*shown above*)
- November 17, 2025: balance of your 2025 aid payments

County and Municipal Aid

Under state law, the county and municipal aid paid to each county and municipality must be equal to the amount determined in 2012 (sec. 79.036, Wis. Stats.) and adjusted for fallen protective services insurance reimbursement (sec. 79.036(4), Wis. Stats.).

County and Municipal Aid Calculation	
1. Prior year county and municipal aid	\$387,496.13
2. Increase due to sales tax revenue, including adjustments (<i>district changes</i>)	\$8,912.41
3. Fallen protective services insurance adjustment	-\$28.64
4. Fallen protective services insurance reimbursement (<i>reported to DOR</i>)	\$0.00
5. Total County and Municipal Aid (sum of Lines 1-4)	\$396,379.90

Utility Aid

- Under state law, utility aid is distributed to each county and municipality where tax-exempt utility property is located (sec. 79.04, Wis. Stats.)
- Utility companies report utility property information to DOR annually
- DOR uses the provided information to accurately calculate utility aid (*shown below*)

Utility Aid Calculation	
1. Net book value, <i>as of December 31, 2024 (including expected additions/retirements)</i>	\$0.00
2. Total net book value payment	\$0.00
3. Minimum payment	\$0.00
4. Megawatt capacity	0.0
5. Megawatt capacity payment	\$0.00
6. Closed/decommissioned production plant (phased down) payment	\$0.00
7. Subtotal (<i>sum of Lines 2, 3, 5 and 6</i>)	\$0.00
8. Population cap	\$506,175.00
9. Adjusted subtotal (<i>lesser of Line 7 or Line 8</i>)	\$0.00
10. Adjacent site incentive payment	\$0.00
11. Baseload incentive payment	\$0.00
12. Co-generation incentive payment	\$0.00
13. Alternative energy incentive payment	\$0.00
14. Total incentive payments (<i>sum of Lines 10 through 13</i>)	\$0.00
15. Spent nuclear fuel payment	\$0.00
16. Total Utility Aid – this is the utility aid payment listed on the front of the estimate (<i>sum of Lines 9, 14 and 15</i>)	\$0.00

Supplemental County and Municipal Aid

- Under state law, supplemental county and municipal aid paid to each county and municipality is determined by 2023 Wisconsin Act 12 (sec. 79.037, Wis. Stats.)
- For detailed information, review [county and municipal aid spreadsheet](#)

Supplemental County and Municipal Aid Calculation	
1. Prior year supplemental county and municipal aid	\$77,505.27
2. Increase due to sales tax revenue including adjustments (<i>district changes</i>)	\$1,782.62
3. Total Supplemental County and Municipal Aid (<i>sum of Lines 1 and 2</i>)	\$79,287.89

Expenditure Restraint Incentive Program

- Only municipalities are eligible to receive Expenditure Restraint Incentive Program (ERIP) payments
- Under state law, in 2025, each municipality will receive a payment that is equal to the amount of the payment received by the municipality in 2024 (sec. 79.05(4), Wis. Stats., from 2023 WI Act 12 – notwithstanding subs. (2) and (3))

Contact Information

If you have questions, contact us at lgs@wisconsin.gov, (608) 266-8618 or (608) 261-5167.



State of Wisconsin • DEPARTMENT OF REVENUE

DIVISION OF STATE AND LOCAL FINANCE • BUREAU OF LOCAL GOVERNMENT SERVICES • 2135 RIMROCK RD MADISON, WI 53713

Mailing Address:
PO Box 8971 #6-97
Madison WI 53708-8971
Fax: (608) 264-6887
lgs@wisconsin.gov

September 13, 2024

REX ROEHL
CITY OF NEILLSVILLE
106 W DIVISION ST
NEILLSVILLE WI 54456

Notice of Shared Revenue – 2025 Original Estimate

Notice Information

The Wisconsin Department of Revenue (DOR) is providing the **estimated** shared revenue amounts your local government will receive in 2025 under current state law for county and municipal aid, supplemental county and municipal aid, utility aid and the expenditure restraint incentive program. This does not include adjustments, shown on the July and November payment notices.

District	CITY OF NEILLSVILLE	County	CLARK	Co-muni code	10-261
-----------------	---------------------	---------------	-------	---------------------	--------

Estimate Information

For an explanation of each aid payment listed below, review the additional information in this notice.

2025 Original Estimate	
1. County and municipal aid	\$883,705.53
2. Utility aid	\$11,623.70
3. Supplemental county and municipal aid	\$176,767.67
4. Expenditure restraint incentive program	\$38,442.98
5. Total Estimated 2025 Payments (sum of Lines 1-4)	\$1,110,539.88

Payment Information

Your local government will receive two distributions in 2025 :

- July 28, 2025: 15% of Line 1, 2, and 3 and 100% of Line 4 (*shown above*)
- November 17, 2025: balance of your 2025 aid payments

County and Municipal Aid

Under state law, the county and municipal aid paid to each county and municipality must be equal to the amount determined in 2012 (sec. 79.036, Wis. Stats.) and adjusted for fallen protective services insurance reimbursement (sec. 79.036(4), Wis. Stats.).

County and Municipal Aid Calculation	
1. Prior year county and municipal aid	\$863,899.69
2. Increase due to sales tax revenue, including adjustments (<i>district changes</i>)	\$19,869.69
3. Fallen protective services insurance adjustment	-\$63.85
4. Fallen protective services insurance reimbursement (<i>reported to DOR</i>)	\$0.00
5. Total County and Municipal Aid (sum of Lines 1-4)	\$883,705.53

Utility Aid

- Under state law, utility aid is distributed to each county and municipality where tax-exempt utility property is located (sec. 79.04, Wis. Stats.)
- Utility companies report utility property information to DOR annually
- DOR uses the provided information to accurately calculate utility aid (*shown below*)

Utility Aid Calculation	
1. Net book value, <i>as of December 31, 2024 (including expected additions/retirements)</i>	\$1,937,284.00
2. Total net book value payment	\$11,623.70
3. Minimum payment	\$0.00
4. Megawatt capacity	0.0
5. Megawatt capacity payment	\$0.00
6. Closed/decommissioned production plant (phased down) payment	\$0.00
7. Subtotal (<i>sum of Lines 2, 3, 5 and 6</i>)	\$11,623.70
8. Population cap	\$1,000,450.00
9. Adjusted subtotal (<i>lesser of Line 7 or Line 8</i>)	\$11,623.70
10. Adjacent site incentive payment	\$0.00
11. Baseload incentive payment	\$0.00
12. Co-generation incentive payment	\$0.00
13. Alternative energy incentive payment	\$0.00
14. Total incentive payments (<i>sum of Lines 10 through 13</i>)	\$0.00
15. Spent nuclear fuel payment	\$0.00
16. Total Utility Aid – this is the utility aid payment listed on the front of the estimate (<i>sum of Lines 9, 14 and 15</i>)	\$11,623.70

Supplemental County and Municipal Aid

- Under state law, supplemental county and municipal aid paid to each county and municipality is determined by 2023 Wisconsin Act 12 (sec. 79.037, Wis. Stats.)
- For detailed information, review [county and municipal aid spreadsheet](#)

Supplemental County and Municipal Aid Calculation	
1. Prior year supplemental county and municipal aid	\$172,793.42
2. Increase due to sales tax revenue including adjustments (<i>district changes</i>)	\$3,974.25
3. Total Supplemental County and Municipal Aid (<i>sum of Lines 1 and 2</i>)	\$176,767.67

Expenditure Restraint Incentive Program

- Only municipalities are eligible to receive Expenditure Restraint Incentive Program (ERIP) payments
- Under state law, in 2025, each municipality will receive a payment that is equal to the amount of the payment received by the municipality in 2024 (sec. 79.05(4), Wis. Stats., from 2023 WI Act 12 – notwithstanding subs. (2) and (3))

Contact Information

If you have questions, contact us at lgs@wisconsin.gov, (608) 266-8618 or (608) 261-5167.



State of Wisconsin • DEPARTMENT OF REVENUE

DIVISION OF STATE AND LOCAL FINANCE • BUREAU OF LOCAL GOVERNMENT SERVICES • 2135 RIMROCK RD MADISON, WI 53713

Mailing Address:
PO Box 8971 #6-97
Madison WI 53708-8971
Fax: (608) 264-6887
lgs@wisconsin.gov

September 13, 2024

TRACY RAU
CITY OF OWEN
PO BOX 67
OWEN WI 54460-0067

Notice of Shared Revenue – 2025 Original Estimate

Notice Information

The Wisconsin Department of Revenue (DOR) is providing the **estimated** shared revenue amounts your local government will receive in 2025 under current state law for county and municipal aid, supplemental county and municipal aid, utility aid and the expenditure restraint incentive program. This does not include adjustments, shown on the July and November payment notices.

District	CITY OF OWEN	County	CLARK	Co-muni code	10-265
-----------------	--------------	---------------	-------	---------------------	--------

Estimate Information

For an explanation of each aid payment listed below, review the additional information in this notice.

2025 Original Estimate	
1. County and municipal aid	\$479,723.52
2. Utility aid	\$11,578.97
3. Supplemental county and municipal aid	\$95,959.12
4. Expenditure restraint incentive program	\$15,659.40
5. Total Estimated 2025 Payments (sum of Lines 1-4)	\$602,921.01

Payment Information

Your local government will receive two distributions in 2025 :

- July 28, 2025: 15% of Line 1, 2, and 3 and 100% of Line 4 (*shown above*)
- November 17, 2025: balance of your 2025 aid payments

County and Municipal Aid

Under state law, the county and municipal aid paid to each county and municipality must be equal to the amount determined in 2012 (sec. 79.036, Wis. Stats.) and adjusted for fallen protective services insurance reimbursement (sec. 79.036(4), Wis. Stats.).

County and Municipal Aid Calculation	
1. Prior year county and municipal aid	\$468,971.83
2. Increase due to sales tax revenue, including adjustments (<i>district changes</i>)	\$10,786.35
3. Fallen protective services insurance adjustment	-\$34.66
4. Fallen protective services insurance reimbursement (<i>reported to DOR</i>)	\$0.00
5. Total County and Municipal Aid (sum of Lines 1-4)	\$479,723.52

Utility Aid

- Under state law, utility aid is distributed to each county and municipality where tax-exempt utility property is located (sec. 79.04, Wis. Stats.)
- Utility companies report utility property information to DOR annually
- DOR uses the provided information to accurately calculate utility aid (*shown below*)

Utility Aid Calculation	
1. Net book value, as of December 31, 2024 (including expected additions/retirements)	\$1,929,829.00
2. Total net book value payment	\$11,578.97
3. Minimum payment	\$0.00
4. Megawatt capacity	0.0
5. Megawatt capacity payment	\$0.00
6. Closed/decommissioned production plant (phased down) payment	\$0.00
7. Subtotal (sum of Lines 2, 3, 5 and 6)	\$11,578.97
8. Population cap	\$388,450.00
9. Adjusted subtotal (lesser of Line 7 or Line 8)	\$11,578.97
10. Adjacent site incentive payment	\$0.00
11. Baseload incentive payment	\$0.00
12. Co-generation incentive payment	\$0.00
13. Alternative energy incentive payment	\$0.00
14. Total incentive payments (sum of Lines 10 through 13)	\$0.00
15. Spent nuclear fuel payment	\$0.00
16. Total Utility Aid – this is the utility aid payment listed on the front of the estimate (sum of Lines 9, 14 and 15)	\$11,578.97

Supplemental County and Municipal Aid

- Under state law, supplemental county and municipal aid paid to each county and municipality is determined by 2023 Wisconsin Act 12 (sec. 79.037, Wis. Stats.)
- For detailed information, review [county and municipal aid spreadsheet](#)

Supplemental County and Municipal Aid Calculation	
1. Prior year supplemental county and municipal aid	\$93,801.68
2. Increase due to sales tax revenue including adjustments (district changes)	\$2,157.44
3. Total Supplemental County and Municipal Aid (sum of Lines 1 and 2)	\$95,959.12

Expenditure Restraint Incentive Program

- Only municipalities are eligible to receive Expenditure Restraint Incentive Program (ERIP) payments
- Under state law, in 2025, each municipality will receive a payment that is equal to the amount of the payment received by the municipality in 2024 (sec. 79.05(4), Wis. Stats., from 2023 WI Act 12 – notwithstanding subs. (2) and (3))

Contact Information

If you have questions, contact us at lgs@wisconsin.gov, (608) 266-8618 or (608) 261-5167.



State of Wisconsin • DEPARTMENT OF REVENUE

DIVISION OF STATE AND LOCAL FINANCE • BUREAU OF LOCAL GOVERNMENT SERVICES • 2135 RIMROCK RD MADISON, WI 53713

Mailing Address:
PO Box 8971 #6-97
Madison WI 53708-8971
Fax: (608) 264-6887
lgs@wisconsin.gov

September 13, 2024

MICHELE POGODZINSKI
CITY OF THORP
PO BOX 334
THORP WI 54771-0334

Notice of Shared Revenue – 2025 Original Estimate

Notice Information

The Wisconsin Department of Revenue (DOR) is providing the **estimated** shared revenue amounts your local government will receive in 2025 under current state law for county and municipal aid, supplemental county and municipal aid, utility aid and the expenditure restraint incentive program. This does not include adjustments, shown on the July and November payment notices.

District	CITY OF THORP	County	CLARK	Co-muni code	10-286
-----------------	---------------	---------------	-------	---------------------	--------

Estimate Information

For an explanation of each aid payment listed below, review the additional information in this notice.

2025 Original Estimate	
1. County and municipal aid	\$586,180.85
2. Utility aid	\$0.00
3. Supplemental county and municipal aid	\$117,253.78
4. Expenditure restraint incentive program	\$0.00
5. Total Estimated 2025 Payments (sum of Lines 1-4)	\$703,434.63

Payment Information

Your local government will receive two distributions in 2025 :

- July 28, 2025: 15% of Line 1, 2, and 3 and 100% of Line 4 (*shown above*)
- November 17, 2025: balance of your 2025 aid payments

County and Municipal Aid

Under state law, the county and municipal aid paid to each county and municipality must be equal to the amount determined in 2012 (sec. 79.036, Wis. Stats.) and adjusted for fallen protective services insurance reimbursement (sec. 79.036(4), Wis. Stats.).

County and Municipal Aid Calculation	
1. Prior year county and municipal aid	\$573,043.21
2. Increase due to sales tax revenue, including adjustments (<i>district changes</i>)	\$13,179.99
3. Fallen protective services insurance adjustment	-\$42.35
4. Fallen protective services insurance reimbursement (<i>reported to DOR</i>)	\$0.00
5. Total County and Municipal Aid (sum of Lines 1-4)	\$586,180.85

Utility Aid

- Under state law, utility aid is distributed to each county and municipality where tax-exempt utility property is located (sec. 79.04, Wis. Stats.)
- Utility companies report utility property information to DOR annually
- DOR uses the provided information to accurately calculate utility aid (*shown below*)

Utility Aid Calculation	
1. Net book value, <i>as of December 31, 2024 (including expected additions/retirements)</i>	\$0.00
2. Total net book value payment	\$0.00
3. Minimum payment	\$0.00
4. Megawatt capacity	0.0
5. Megawatt capacity payment	\$0.00
6. Closed/decommissioned production plant (phased down) payment	\$0.00
7. Subtotal (<i>sum of Lines 2, 3, 5 and 6</i>)	\$0.00
8. Population cap	\$759,475.00
9. Adjusted subtotal (<i>lesser of Line 7 or Line 8</i>)	\$0.00
10. Adjacent site incentive payment	\$0.00
11. Baseload incentive payment	\$0.00
12. Co-generation incentive payment	\$0.00
13. Alternative energy incentive payment	\$0.00
14. Total incentive payments (<i>sum of Lines 10 through 13</i>)	\$0.00
15. Spent nuclear fuel payment	\$0.00
16. Total Utility Aid – this is the utility aid payment listed on the front of the estimate (<i>sum of Lines 9, 14 and 15</i>)	\$0.00

Supplemental County and Municipal Aid

- Under state law, supplemental county and municipal aid paid to each county and municipality is determined by 2023 Wisconsin Act 12 (sec. 79.037, Wis. Stats.)
- For detailed information, review [county and municipal aid spreadsheet](#)

Supplemental County and Municipal Aid Calculation	
1. Prior year supplemental county and municipal aid	\$114,617.58
2. Increase due to sales tax revenue including adjustments (<i>district changes</i>)	\$2,636.20
3. Total Supplemental County and Municipal Aid (<i>sum of Lines 1 and 2</i>)	\$117,253.78

Expenditure Restraint Incentive Program

- Only municipalities are eligible to receive Expenditure Restraint Incentive Program (ERIP) payments
- Under state law, in 2025, each municipality will receive a payment that is equal to the amount of the payment received by the municipality in 2024 (sec. 79.05(4), Wis. Stats., from 2023 WI Act 12 – notwithstanding subs. (2) and (3))

Contact Information

If you have questions, contact us at lgs@wisconsin.gov, (608) 266-8618 or (608) 261-5167.



State of Wisconsin • DEPARTMENT OF REVENUE

DIVISION OF STATE AND LOCAL FINANCE • BUREAU OF LOCAL GOVERNMENT SERVICES • 2135 RIMROCK RD MADISON, WI 53713

Mailing Address:
PO Box 8971 #6-97
Madison WI 53708-8971
Fax: (608) 264-6887
lgs@wisconsin.gov

September 13, 2024

CHRISTINA JENSEN
COUNTY OF CLARK
517 COURT ST RM 301
NEILLSVILLE WI 54456-1994

Notice of Shared Revenue – 2025 Original Estimate

Notice Information

The Wisconsin Department of Revenue (DOR) is providing the **estimated** shared revenue amounts your local government will receive in 2025 under current state law for county and municipal aid, supplemental county and municipal aid, utility aid and the expenditure restraint incentive program. This does not include adjustments, shown on the July and November payment notices.

District	COUNTY OF CLARK	County	CLARK	Co-muni code	10-999
-----------------	-----------------	---------------	-------	---------------------	--------

Estimate Information

For an explanation of each aid payment listed below, review the additional information in this notice.

2025 Original Estimate	
1. County and municipal aid	\$1,884,679.26
2. Utility aid	\$222,275.30
3. Supplemental county and municipal aid	\$965,358.37
4. Expenditure restraint incentive program	\$0.00
5. Total Estimated 2025 Payments (sum of Lines 1-4)	\$3,072,312.93

Payment Information

Your local government will receive two distributions in 2025 :

- July 28, 2025: 15% of Line 1, 2, and 3 and 100% of Line 4 (*shown above*)
- November 17, 2025: balance of your 2025 aid payments

County and Municipal Aid

Under state law, the county and municipal aid paid to each county and municipality must be equal to the amount determined in 2012 (sec. 79.036, Wis. Stats.) and adjusted for fallen protective services insurance reimbursement (sec. 79.036(4), Wis. Stats.).

County and Municipal Aid Calculation	
1. Prior year county and municipal aid	\$1,842,439.33
2. Increase due to sales tax revenue, including adjustments (<i>district changes</i>)	\$42,376.10
3. Fallen protective services insurance adjustment	-\$136.17
4. Fallen protective services insurance reimbursement (<i>reported to DOR</i>)	\$0.00
5. Total County and Municipal Aid (sum of Lines 1-4)	\$1,884,679.26

Utility Aid

- Under state law, utility aid is distributed to each county and municipality where tax-exempt utility property is located (sec. 79.04, Wis. Stats.)
- Utility companies report utility property information to DOR annually
- DOR uses the provided information to accurately calculate utility aid (*shown below*)

Utility Aid Calculation	
1. Net book value, <i>as of December 31, 2024 (including expected additions/retirements)</i>	\$41,265,004.00
2. Total net book value payment	\$222,275.30
3. Minimum payment	\$0.00
4. Megawatt capacity	0.0
5. Megawatt capacity payment	\$0.00
6. Closed/decommissioned production plant (phased down) payment	\$0.00
7. Subtotal (<i>sum of Lines 2, 3, 5 and 6</i>)	\$222,275.30
8. Population cap	\$4,388,250.00
9. Adjusted subtotal (<i>lesser of Line 7 or Line 8</i>)	\$222,275.30
10. Adjacent site incentive payment	\$0.00
11. Baseload incentive payment	\$0.00
12. Co-generation incentive payment	\$0.00
13. Alternative energy incentive payment	\$0.00
14. Total incentive payments (<i>sum of Lines 10 through 13</i>)	\$0.00
15. Spent nuclear fuel payment	\$0.00
16. Total Utility Aid – this is the utility aid payment listed on the front of the estimate (<i>sum of Lines 9, 14 and 15</i>)	\$222,275.30

Supplemental County and Municipal Aid

- Under state law, supplemental county and municipal aid paid to each county and municipality is determined by 2023 Wisconsin Act 12 (sec. 79.037, Wis. Stats.)
- For detailed information, review [county and municipal aid spreadsheet](#)

Supplemental County and Municipal Aid Calculation	
1. Prior year supplemental county and municipal aid	\$943,654.32
2. Increase due to sales tax revenue including adjustments (<i>district changes</i>)	\$21,704.05
3. Total Supplemental County and Municipal Aid (<i>sum of Lines 1 and 2</i>)	\$965,358.37

Expenditure Restraint Incentive Program

- Only municipalities are eligible to receive Expenditure Restraint Incentive Program (ERIP) payments
- Under state law, in 2025, each municipality will receive a payment that is equal to the amount of the payment received by the municipality in 2024 (sec. 79.05(4), Wis. Stats., from 2023 WI Act 12 – notwithstanding subs. (2) and (3))

Contact Information

If you have questions, contact us at lgs@wisconsin.gov, (608) 266-8618 or (608) 261-5167.



State of Wisconsin • DEPARTMENT OF REVENUE

DIVISION OF STATE AND LOCAL FINANCE • BUREAU OF LOCAL GOVERNMENT SERVICES • 2135 RIMROCK RD MADISON, WI 53713

Mailing Address:
PO Box 8971 #6-97
Madison WI 53708-8971
Fax: (608) 264-6887
lgs@wisconsin.gov

September 13, 2024

BECKY STRUCK
TOWN OF ARLINGTON
PO BOX 96
ARLINGTON WI 53911

Notice of Shared Revenue – 2025 Original Estimate

Notice Information

The Wisconsin Department of Revenue (DOR) is providing the **estimated** shared revenue amounts your local government will receive in 2025 under current state law for county and municipal aid, supplemental county and municipal aid, utility aid and the expenditure restraint incentive program. This does not include adjustments, shown on the July and November payment notices.

District	TOWN OF ARLINGTON	County	COLUMBIA	Co-muni code	11-002
-----------------	-------------------	---------------	----------	---------------------	--------

Estimate Information

For an explanation of each aid payment listed below, review the additional information in this notice.

2025 Original Estimate	
1. County and municipal aid	\$11,067.59
2. Utility aid	\$2,350.44
3. Supplemental county and municipal aid	\$44,752.15
4. Expenditure restraint incentive program	\$0.00
5. Total Estimated 2025 Payments (sum of Lines 1-4)	\$58,170.18

Payment Information

Your local government will receive two distributions in 2025 :

- July 28, 2025: 15% of Line 1, 2, and 3 and 100% of Line 4 (*shown above*)
- November 17, 2025: balance of your 2025 aid payments

County and Municipal Aid

Under state law, the county and municipal aid paid to each county and municipality must be equal to the amount determined in 2012 (sec. 79.036, Wis. Stats.) and adjusted for fallen protective services insurance reimbursement (sec. 79.036(4), Wis. Stats.).

County and Municipal Aid Calculation	
1. Prior year county and municipal aid	\$10,819.54
2. Increase due to sales tax revenue, including adjustments (<i>district changes</i>)	\$248.85
3. Fallen protective services insurance adjustment	-\$0.80
4. Fallen protective services insurance reimbursement (<i>reported to DOR</i>)	\$0.00
5. Total County and Municipal Aid (sum of Lines 1-4)	\$11,067.59

Utility Aid

- Under state law, utility aid is distributed to each county and municipality where tax-exempt utility property is located (sec. 79.04, Wis. Stats.)
- Utility companies report utility property information to DOR annually
- DOR uses the provided information to accurately calculate utility aid (*shown below*)

Utility Aid Calculation	
1. Net book value, as of December 31, 2024 (including expected additions/retirements)	\$783,481.00
2. Total net book value payment	\$2,350.44
3. Minimum payment	\$0.00
4. Megawatt capacity	0.0
5. Megawatt capacity payment	\$0.00
6. Closed/decommissioned production plant (phased down) payment	\$0.00
7. Subtotal (sum of Lines 2, 3, 5 and 6)	\$2,350.44
8. Population cap	\$346,375.00
9. Adjusted subtotal (lesser of Line 7 or Line 8)	\$2,350.44
10. Adjacent site incentive payment	\$0.00
11. Baseload incentive payment	\$0.00
12. Co-generation incentive payment	\$0.00
13. Alternative energy incentive payment	\$0.00
14. Total incentive payments (sum of Lines 10 through 13)	\$0.00
15. Spent nuclear fuel payment	\$0.00
16. Total Utility Aid – this is the utility aid payment listed on the front of the estimate (sum of Lines 9, 14 and 15)	\$2,350.44

Supplemental County and Municipal Aid

- Under state law, supplemental county and municipal aid paid to each county and municipality is determined by 2023 Wisconsin Act 12 (sec. 79.037, Wis. Stats.)
- For detailed information, review [county and municipal aid spreadsheet](#)

Supplemental County and Municipal Aid Calculation	
1. Prior year supplemental county and municipal aid	\$43,745.99
2. Increase due to sales tax revenue including adjustments (district changes)	\$1,006.16
3. Total Supplemental County and Municipal Aid (sum of Lines 1 and 2)	\$44,752.15

Expenditure Restraint Incentive Program

- Only municipalities are eligible to receive Expenditure Restraint Incentive Program (ERIP) payments
- Under state law, in 2025, each municipality will receive a payment that is equal to the amount of the payment received by the municipality in 2024 (sec. 79.05(4), Wis. Stats., from 2023 WI Act 12 – notwithstanding subs. (2) and (3))

Contact Information

If you have questions, contact us at lgs@wisconsin.gov, (608) 266-8618 or (608) 261-5167.



State of Wisconsin • DEPARTMENT OF REVENUE

DIVISION OF STATE AND LOCAL FINANCE • BUREAU OF LOCAL GOVERNMENT SERVICES • 2135 RIMROCK RD MADISON, WI 53713

Mailing Address:
PO Box 8971 #6-97
Madison WI 53708-8971
Fax: (608) 264-6887
lgs@wisconsin.gov

September 13, 2024

SANDI DEXTER
TOWN OF CALEDONIA
N5479 BEICH ROAD
PORTAGE WI 53901

Notice of Shared Revenue – 2025 Original Estimate

Notice Information

The Wisconsin Department of Revenue (DOR) is providing the **estimated** shared revenue amounts your local government will receive in 2025 under current state law for county and municipal aid, supplemental county and municipal aid, utility aid and the expenditure restraint incentive program. This does not include adjustments, shown on the July and November payment notices.

District	TOWN OF CALEDONIA	County	COLUMBIA	Co-muni code	11-004
-----------------	-------------------	---------------	----------	---------------------	--------

Estimate Information

For an explanation of each aid payment listed below, review the additional information in this notice.

2025 Original Estimate	
1. County and municipal aid	\$22,977.75
2. Utility aid	\$1,229.87
3. Supplemental county and municipal aid	\$56,534.01
4. Expenditure restraint incentive program	\$0.00
5. Total Estimated 2025 Payments (sum of Lines 1-4)	\$80,741.63

Payment Information

Your local government will receive two distributions in 2025 :

- July 28, 2025: 15% of Line 1, 2, and 3 and 100% of Line 4 (*shown above*)
- November 17, 2025: balance of your 2025 aid payments

County and Municipal Aid

Under state law, the county and municipal aid paid to each county and municipality must be equal to the amount determined in 2012 (sec. 79.036, Wis. Stats.) and adjusted for fallen protective services insurance reimbursement (sec. 79.036(4), Wis. Stats.).

County and Municipal Aid Calculation	
1. Prior year county and municipal aid	\$22,462.77
2. Increase due to sales tax revenue, including adjustments (<i>district changes</i>)	\$516.64
3. Fallen protective services insurance adjustment	-\$1.66
4. Fallen protective services insurance reimbursement (<i>reported to DOR</i>)	\$0.00
5. Total County and Municipal Aid (sum of Lines 1-4)	\$22,977.75

Utility Aid

- Under state law, utility aid is distributed to each county and municipality where tax-exempt utility property is located (sec. 79.04, Wis. Stats.)
- Utility companies report utility property information to DOR annually
- DOR uses the provided information to accurately calculate utility aid (*shown below*)

Utility Aid Calculation	
1. Net book value, as of December 31, 2024 (including expected additions/retirements)	\$409,958.00
2. Total net book value payment	\$1,229.87
3. Minimum payment	\$0.00
4. Megawatt capacity	0.0
5. Megawatt capacity payment	\$0.00
6. Closed/decommissioned production plant (phased down) payment	\$0.00
7. Subtotal (sum of Lines 2, 3, 5 and 6)	\$1,229.87
8. Population cap	\$636,650.00
9. Adjusted subtotal (lesser of Line 7 or Line 8)	\$1,229.87
10. Adjacent site incentive payment	\$0.00
11. Baseload incentive payment	\$0.00
12. Co-generation incentive payment	\$0.00
13. Alternative energy incentive payment	\$0.00
14. Total incentive payments (sum of Lines 10 through 13)	\$0.00
15. Spent nuclear fuel payment	\$0.00
16. Total Utility Aid – this is the utility aid payment listed on the front of the estimate (sum of Lines 9, 14 and 15)	\$1,229.87

Supplemental County and Municipal Aid

- Under state law, supplemental county and municipal aid paid to each county and municipality is determined by 2023 Wisconsin Act 12 (sec. 79.037, Wis. Stats.)
- For detailed information, review [county and municipal aid spreadsheet](#)

Supplemental County and Municipal Aid Calculation	
1. Prior year supplemental county and municipal aid	\$55,262.96
2. Increase due to sales tax revenue including adjustments (district changes)	\$1,271.05
3. Total Supplemental County and Municipal Aid (sum of Lines 1 and 2)	\$56,534.01

Expenditure Restraint Incentive Program

- Only municipalities are eligible to receive Expenditure Restraint Incentive Program (ERIP) payments
- Under state law, in 2025, each municipality will receive a payment that is equal to the amount of the payment received by the municipality in 2024 (sec. 79.05(4), Wis. Stats., from 2023 WI Act 12 – notwithstanding subs. (2) and (3))

Contact Information

If you have questions, contact us at lgs@wisconsin.gov, (608) 266-8618 or (608) 261-5167.



State of Wisconsin • DEPARTMENT OF REVENUE

DIVISION OF STATE AND LOCAL FINANCE • BUREAU OF LOCAL GOVERNMENT SERVICES • 2135 RIMROCK RD MADISON, WI 53713

Mailing Address:
PO Box 8971 #6-97
Madison WI 53708-8971
Fax: (608) 264-6887
lgs@wisconsin.gov

September 13, 2024

DEEA BREUNIG
TOWN OF COLUMBUS
W2394 HALL RD
COLUMBUS WI 53925

Notice of Shared Revenue – 2025 Original Estimate

Notice Information

The Wisconsin Department of Revenue (DOR) is providing the **estimated** shared revenue amounts your local government will receive in 2025 under current state law for county and municipal aid, supplemental county and municipal aid, utility aid and the expenditure restraint incentive program. This does not include adjustments, shown on the July and November payment notices.

District	TOWN OF COLUMBUS	County	COLUMBIA	Co-muni code	11-006
-----------------	------------------	---------------	----------	---------------------	--------

Estimate Information

For an explanation of each aid payment listed below, review the additional information in this notice.

2025 Original Estimate	
1. County and municipal aid	\$24,055.02
2. Utility aid	\$9,831.75
3. Supplemental county and municipal aid	\$41,538.72
4. Expenditure restraint incentive program	\$0.00
5. Total Estimated 2025 Payments (sum of Lines 1-4)	\$75,425.49

Payment Information

Your local government will receive two distributions in 2025 :

- July 28, 2025: 15% of Line 1, 2, and 3 and 100% of Line 4 (*shown above*)
- November 17, 2025: balance of your 2025 aid payments

County and Municipal Aid

Under state law, the county and municipal aid paid to each county and municipality must be equal to the amount determined in 2012 (sec. 79.036, Wis. Stats.) and adjusted for fallen protective services insurance reimbursement (sec. 79.036(4), Wis. Stats.).

County and Municipal Aid Calculation	
1. Prior year county and municipal aid	\$23,515.90
2. Increase due to sales tax revenue, including adjustments (<i>district changes</i>)	\$540.86
3. Fallen protective services insurance adjustment	-\$1.74
4. Fallen protective services insurance reimbursement (<i>reported to DOR</i>)	\$0.00
5. Total County and Municipal Aid (sum of Lines 1-4)	\$24,055.02

Utility Aid

- Under state law, utility aid is distributed to each county and municipality where tax-exempt utility property is located (sec. 79.04, Wis. Stats.)
- Utility companies report utility property information to DOR annually
- DOR uses the provided information to accurately calculate utility aid (*shown below*)

Utility Aid Calculation	
1. Net book value, <i>as of December 31, 2024 (including expected additions/retirements)</i>	\$3,277,251.00
2. Total net book value payment	\$9,831.75
3. Minimum payment	\$0.00
4. Megawatt capacity	0.0
5. Megawatt capacity payment	\$0.00
6. Closed/decommissioned production plant (phased down) payment	\$0.00
7. Subtotal (<i>sum of Lines 2, 3, 5 and 6</i>)	\$9,831.75
8. Population cap	\$268,175.00
9. Adjusted subtotal (<i>lesser of Line 7 or Line 8</i>)	\$9,831.75
10. Adjacent site incentive payment	\$0.00
11. Baseload incentive payment	\$0.00
12. Co-generation incentive payment	\$0.00
13. Alternative energy incentive payment	\$0.00
14. Total incentive payments (<i>sum of Lines 10 through 13</i>)	\$0.00
15. Spent nuclear fuel payment	\$0.00
16. Total Utility Aid – this is the utility aid payment listed on the front of the estimate (<i>sum of Lines 9, 14 and 15</i>)	\$9,831.75

Supplemental County and Municipal Aid

- Under state law, supplemental county and municipal aid paid to each county and municipality is determined by 2023 Wisconsin Act 12 (sec. 79.037, Wis. Stats.)
- For detailed information, review [county and municipal aid spreadsheet](#)

Supplemental County and Municipal Aid Calculation	
1. Prior year supplemental county and municipal aid	\$40,604.81
2. Increase due to sales tax revenue including adjustments (<i>district changes</i>)	\$933.91
3. Total Supplemental County and Municipal Aid (<i>sum of Lines 1 and 2</i>)	\$41,538.72

Expenditure Restraint Incentive Program

- Only municipalities are eligible to receive Expenditure Restraint Incentive Program (ERIP) payments
- Under state law, in 2025, each municipality will receive a payment that is equal to the amount of the payment received by the municipality in 2024 (sec. 79.05(4), Wis. Stats., from 2023 WI Act 12 – notwithstanding subs. (2) and (3))

Contact Information

If you have questions, contact us at lgs@wisconsin.gov, (608) 266-8618 or (608) 261-5167.



State of Wisconsin • DEPARTMENT OF REVENUE

DIVISION OF STATE AND LOCAL FINANCE • BUREAU OF LOCAL GOVERNMENT SERVICES • 2135 RIMROCK RD MADISON, WI 53713

Mailing Address:
PO Box 8971 #6-97
Madison WI 53708-8971
Fax: (608) 264-6887
lgs@wisconsin.gov

September 13, 2024

LINDSAY VREE
TOWN OF COURTLAND
PO BOX 74
RANDOLPH WI 53956-0074

Notice of Shared Revenue – 2025 Original Estimate

Notice Information

The Wisconsin Department of Revenue (DOR) is providing the **estimated** shared revenue amounts your local government will receive in 2025 under current state law for county and municipal aid, supplemental county and municipal aid, utility aid and the expenditure restraint incentive program. This does not include adjustments, shown on the July and November payment notices.

District	TOWN OF COURTLAND	County	COLUMBIA	Co-muni code	11-008
-----------------	-------------------	---------------	----------	---------------------	--------

Estimate Information

For an explanation of each aid payment listed below, review the additional information in this notice.

2025 Original Estimate	
1. County and municipal aid	\$14,988.63
2. Utility aid	\$3,506.95
3. Supplemental county and municipal aid	\$39,149.65
4. Expenditure restraint incentive program	\$0.00
5. Total Estimated 2025 Payments (sum of Lines 1-4)	\$57,645.23

Payment Information

Your local government will receive two distributions in 2025 :

- July 28, 2025: 15% of Line 1, 2, and 3 and 100% of Line 4 (*shown above*)
- November 17, 2025: balance of your 2025 aid payments

County and Municipal Aid

Under state law, the county and municipal aid paid to each county and municipality must be equal to the amount determined in 2012 (sec. 79.036, Wis. Stats.) and adjusted for fallen protective services insurance reimbursement (sec. 79.036(4), Wis. Stats.).

County and Municipal Aid Calculation	
1. Prior year county and municipal aid	\$14,652.70
2. Increase due to sales tax revenue, including adjustments (<i>district changes</i>)	\$337.01
3. Fallen protective services insurance adjustment	-\$1.08
4. Fallen protective services insurance reimbursement (<i>reported to DOR</i>)	\$0.00
5. Total County and Municipal Aid (sum of Lines 1-4)	\$14,988.63

Utility Aid

- Under state law, utility aid is distributed to each county and municipality where tax-exempt utility property is located (sec. 79.04, Wis. Stats.)
- Utility companies report utility property information to DOR annually
- DOR uses the provided information to accurately calculate utility aid (*shown below*)

Utility Aid Calculation	
1. Net book value, <i>as of December 31, 2024 (including expected additions/retirements)</i>	\$1,168,982.00
2. Total net book value payment	\$3,506.95
3. Minimum payment	\$0.00
4. Megawatt capacity	0.0
5. Megawatt capacity payment	\$0.00
6. Closed/decommissioned production plant (phased down) payment	\$0.00
7. Subtotal (<i>sum of Lines 2, 3, 5 and 6</i>)	\$3,506.95
8. Population cap	\$206,550.00
9. Adjusted subtotal (<i>lesser of Line 7 or Line 8</i>)	\$3,506.95
10. Adjacent site incentive payment	\$0.00
11. Baseload incentive payment	\$0.00
12. Co-generation incentive payment	\$0.00
13. Alternative energy incentive payment	\$0.00
14. Total incentive payments (<i>sum of Lines 10 through 13</i>)	\$0.00
15. Spent nuclear fuel payment	\$0.00
16. Total Utility Aid – this is the utility aid payment listed on the front of the estimate (<i>sum of Lines 9, 14 and 15</i>)	\$3,506.95

Supplemental County and Municipal Aid

- Under state law, supplemental county and municipal aid paid to each county and municipality is determined by 2023 Wisconsin Act 12 (sec. 79.037, Wis. Stats.)
- For detailed information, review [county and municipal aid spreadsheet](#)

Supplemental County and Municipal Aid Calculation	
1. Prior year supplemental county and municipal aid	\$38,269.45
2. Increase due to sales tax revenue including adjustments (<i>district changes</i>)	\$880.20
3. Total Supplemental County and Municipal Aid (<i>sum of Lines 1 and 2</i>)	\$39,149.65

Expenditure Restraint Incentive Program

- Only municipalities are eligible to receive Expenditure Restraint Incentive Program (ERIP) payments
- Under state law, in 2025, each municipality will receive a payment that is equal to the amount of the payment received by the municipality in 2024 (sec. 79.05(4), Wis. Stats., from 2023 WI Act 12 – notwithstanding subs. (2) and (3))

Contact Information

If you have questions, contact us at lgs@wisconsin.gov, (608) 266-8618 or (608) 261-5167.



State of Wisconsin • DEPARTMENT OF REVENUE

DIVISION OF STATE AND LOCAL FINANCE • BUREAU OF LOCAL GOVERNMENT SERVICES • 2135 RIMROCK RD MADISON, WI 53713

Mailing Address:
PO Box 8971 #6-97
Madison WI 53708-8971
Fax: (608) 264-6887
lgs@wisconsin.gov

September 13, 2024

HOLLY PRISKE
TOWN OF DEKORRA
W8225 COUNTY RD JV
POYNETTE WI 53955

Notice of Shared Revenue – 2025 Original Estimate

Notice Information

The Wisconsin Department of Revenue (DOR) is providing the **estimated** shared revenue amounts your local government will receive in 2025 under current state law for county and municipal aid, supplemental county and municipal aid, utility aid and the expenditure restraint incentive program. This does not include adjustments, shown on the July and November payment notices.

District	TOWN OF DEKORRA	County	COLUMBIA	Co-muni code	11-010
-----------------	-----------------	---------------	----------	---------------------	--------

Estimate Information

For an explanation of each aid payment listed below, review the additional information in this notice.

2025 Original Estimate	
1. County and municipal aid	\$28,010.15
2. Utility aid	\$64.99
3. Supplemental county and municipal aid	\$73,947.75
4. Expenditure restraint incentive program	\$0.00
5. Total Estimated 2025 Payments (sum of Lines 1-4)	\$102,022.89

Payment Information

Your local government will receive two distributions in 2025 :

- July 28, 2025: 15% of Line 1, 2, and 3 and 100% of Line 4 (*shown above*)
- November 17, 2025: balance of your 2025 aid payments

County and Municipal Aid

Under state law, the county and municipal aid paid to each county and municipality must be equal to the amount determined in 2012 (sec. 79.036, Wis. Stats.) and adjusted for fallen protective services insurance reimbursement (sec. 79.036(4), Wis. Stats.).

County and Municipal Aid Calculation	
1. Prior year county and municipal aid	\$27,382.38
2. Increase due to sales tax revenue, including adjustments (<i>district changes</i>)	\$629.79
3. Fallen protective services insurance adjustment	-\$2.02
4. Fallen protective services insurance reimbursement (<i>reported to DOR</i>)	\$0.00
5. Total County and Municipal Aid (sum of Lines 1-4)	\$28,010.15

Utility Aid

- Under state law, utility aid is distributed to each county and municipality where tax-exempt utility property is located (sec. 79.04, Wis. Stats.)
- Utility companies report utility property information to DOR annually
- DOR uses the provided information to accurately calculate utility aid (*shown below*)

Utility Aid Calculation	
1. Net book value, <i>as of December 31, 2024 (including expected additions/retirements)</i>	\$21,664.00
2. Total net book value payment	\$64.99
3. Minimum payment	\$0.00
4. Megawatt capacity	0.0
5. Megawatt capacity payment	\$0.00
6. Closed/decommissioned production plant (phased down) payment	\$0.00
7. Subtotal (<i>sum of Lines 2, 3, 5 and 6</i>)	\$64.99
8. Population cap	\$1,071,000.00
9. Adjusted subtotal (<i>lesser of Line 7 or Line 8</i>)	\$64.99
10. Adjacent site incentive payment	\$0.00
11. Baseload incentive payment	\$0.00
12. Co-generation incentive payment	\$0.00
13. Alternative energy incentive payment	\$0.00
14. Total incentive payments (<i>sum of Lines 10 through 13</i>)	\$0.00
15. Spent nuclear fuel payment	\$0.00
16. Total Utility Aid – this is the utility aid payment listed on the front of the estimate (<i>sum of Lines 9, 14 and 15</i>)	\$64.99

Supplemental County and Municipal Aid

- Under state law, supplemental county and municipal aid paid to each county and municipality is determined by 2023 Wisconsin Act 12 (sec. 79.037, Wis. Stats.)
- For detailed information, review [county and municipal aid spreadsheet](#)

Supplemental County and Municipal Aid Calculation	
1. Prior year supplemental county and municipal aid	\$72,285.19
2. Increase due to sales tax revenue including adjustments (<i>district changes</i>)	\$1,662.56
3. Total Supplemental County and Municipal Aid (<i>sum of Lines 1 and 2</i>)	\$73,947.75

Expenditure Restraint Incentive Program

- Only municipalities are eligible to receive Expenditure Restraint Incentive Program (ERIP) payments
- Under state law, in 2025, each municipality will receive a payment that is equal to the amount of the payment received by the municipality in 2024 (sec. 79.05(4), Wis. Stats., from 2023 WI Act 12 – notwithstanding subs. (2) and (3))

Contact Information

If you have questions, contact us at lgs@wisconsin.gov, (608) 266-8618 or (608) 261-5167.



State of Wisconsin • DEPARTMENT OF REVENUE

DIVISION OF STATE AND LOCAL FINANCE • BUREAU OF LOCAL GOVERNMENT SERVICES • 2135 RIMROCK RD MADISON, WI 53713

Mailing Address:
PO Box 8971 #6-97
Madison WI 53708-8971
Fax: (608) 264-6887
lgs@wisconsin.gov

September 13, 2024

MARK CONSIDINE
TOWN OF FORT WINNEBAGO
N9627 WILCOX RD
PORTAGE WI 53901

Notice of Shared Revenue – 2025 Original Estimate

Notice Information

The Wisconsin Department of Revenue (DOR) is providing the **estimated** shared revenue amounts your local government will receive in 2025 under current state law for county and municipal aid, supplemental county and municipal aid, utility aid and the expenditure restraint incentive program. This does not include adjustments, shown on the July and November payment notices.

District	TOWN OF FORT WINNEBAGO	County	COLUMBIA	Co-muni code	11-012
-----------------	------------------------	---------------	----------	---------------------	--------

Estimate Information

For an explanation of each aid payment listed below, review the additional information in this notice.

2025 Original Estimate	
1. County and municipal aid	\$11,552.21
2. Utility aid	\$110.43
3. Supplemental county and municipal aid	\$44,734.97
4. Expenditure restraint incentive program	\$0.00
5. Total Estimated 2025 Payments (sum of Lines 1-4)	\$56,397.61

Payment Information

Your local government will receive two distributions in 2025 :

- July 28, 2025: 15% of Line 1, 2, and 3 and 100% of Line 4 (*shown above*)
- November 17, 2025: balance of your 2025 aid payments

County and Municipal Aid

Under state law, the county and municipal aid paid to each county and municipality must be equal to the amount determined in 2012 (sec. 79.036, Wis. Stats.) and adjusted for fallen protective services insurance reimbursement (sec. 79.036(4), Wis. Stats.).

County and Municipal Aid Calculation	
1. Prior year county and municipal aid	\$11,293.29
2. Increase due to sales tax revenue, including adjustments (<i>district changes</i>)	\$259.75
3. Fallen protective services insurance adjustment	-\$0.83
4. Fallen protective services insurance reimbursement (<i>reported to DOR</i>)	\$0.00
5. Total County and Municipal Aid (sum of Lines 1-4)	\$11,552.21

Utility Aid

- Under state law, utility aid is distributed to each county and municipality where tax-exempt utility property is located (sec. 79.04, Wis. Stats.)
- Utility companies report utility property information to DOR annually
- DOR uses the provided information to accurately calculate utility aid (*shown below*)

Utility Aid Calculation	
1. Net book value, <i>as of December 31, 2024 (including expected additions/retirements)</i>	\$36,809.00
2. Total net book value payment	\$110.43
3. Minimum payment	\$0.00
4. Megawatt capacity	0.0
5. Megawatt capacity payment	\$0.00
6. Closed/decommissioned production plant (phased down) payment	\$0.00
7. Subtotal (<i>sum of Lines 2, 3, 5 and 6</i>)	\$110.43
8. Population cap	\$348,075.00
9. Adjusted subtotal (<i>lesser of Line 7 or Line 8</i>)	\$110.43
10. Adjacent site incentive payment	\$0.00
11. Baseload incentive payment	\$0.00
12. Co-generation incentive payment	\$0.00
13. Alternative energy incentive payment	\$0.00
14. Total incentive payments (<i>sum of Lines 10 through 13</i>)	\$0.00
15. Spent nuclear fuel payment	\$0.00
16. Total Utility Aid – this is the utility aid payment listed on the front of the estimate (<i>sum of Lines 9, 14 and 15</i>)	\$110.43

Supplemental County and Municipal Aid

- Under state law, supplemental county and municipal aid paid to each county and municipality is determined by 2023 Wisconsin Act 12 (sec. 79.037, Wis. Stats.)
- For detailed information, review [county and municipal aid spreadsheet](#)

Supplemental County and Municipal Aid Calculation	
1. Prior year supplemental county and municipal aid	\$43,729.20
2. Increase due to sales tax revenue including adjustments (<i>district changes</i>)	\$1,005.77
3. Total Supplemental County and Municipal Aid (<i>sum of Lines 1 and 2</i>)	\$44,734.97

Expenditure Restraint Incentive Program

- Only municipalities are eligible to receive Expenditure Restraint Incentive Program (ERIP) payments
- Under state law, in 2025, each municipality will receive a payment that is equal to the amount of the payment received by the municipality in 2024 (sec. 79.05(4), Wis. Stats., from 2023 WI Act 12 – notwithstanding subs. (2) and (3))

Contact Information

If you have questions, contact us at lgs@wisconsin.gov, (608) 266-8618 or (608) 261-5167.



State of Wisconsin • DEPARTMENT OF REVENUE

DIVISION OF STATE AND LOCAL FINANCE • BUREAU OF LOCAL GOVERNMENT SERVICES • 2135 RIMROCK RD MADISON, WI 53713

Mailing Address:
PO Box 8971 #6-97
Madison WI 53708-8971
Fax: (608) 264-6887
lgs@wisconsin.gov

September 13, 2024

LINDA HENNING
TOWN OF FOUNTAIN PRAIRIE
PO BOX 16
FALL RIVER WI 53932-0016

Notice of Shared Revenue – 2025 Original Estimate

Notice Information

The Wisconsin Department of Revenue (DOR) is providing the **estimated** shared revenue amounts your local government will receive in 2025 under current state law for county and municipal aid, supplemental county and municipal aid, utility aid and the expenditure restraint incentive program. This does not include adjustments, shown on the July and November payment notices.

District	TOWN OF FOUNTAIN PRAIRIE	County	COLUMBIA	Co-muni code	11-014
-----------------	--------------------------	---------------	----------	---------------------	--------

Estimate Information

For an explanation of each aid payment listed below, review the additional information in this notice.

2025 Original Estimate	
1. County and municipal aid	\$13,453.90
2. Utility aid	\$6,123.35
3. Supplemental county and municipal aid	\$46,899.74
4. Expenditure restraint incentive program	\$0.00
5. Total Estimated 2025 Payments (sum of Lines 1-4)	\$66,476.99

Payment Information

Your local government will receive two distributions in 2025 :

- July 28, 2025: 15% of Line 1, 2, and 3 and 100% of Line 4 (*shown above*)
- November 17, 2025: balance of your 2025 aid payments

County and Municipal Aid

Under state law, the county and municipal aid paid to each county and municipality must be equal to the amount determined in 2012 (sec. 79.036, Wis. Stats.) and adjusted for fallen protective services insurance reimbursement (sec. 79.036(4), Wis. Stats.).

County and Municipal Aid Calculation	
1. Prior year county and municipal aid	\$13,152.37
2. Increase due to sales tax revenue, including adjustments (<i>district changes</i>)	\$302.50
3. Fallen protective services insurance adjustment	-\$0.97
4. Fallen protective services insurance reimbursement (<i>reported to DOR</i>)	\$0.00
5. Total County and Municipal Aid (sum of Lines 1-4)	\$13,453.90

Utility Aid

- Under state law, utility aid is distributed to each county and municipality where tax-exempt utility property is located (sec. 79.04, Wis. Stats.)
- Utility companies report utility property information to DOR annually
- DOR uses the provided information to accurately calculate utility aid (*shown below*)

Utility Aid Calculation	
1. Net book value, <i>as of December 31, 2024 (including expected additions/retirements)</i>	\$2,041,118.00
2. Total net book value payment	\$6,123.35
3. Minimum payment	\$0.00
4. Megawatt capacity	0.0
5. Megawatt capacity payment	\$0.00
6. Closed/decommissioned production plant (phased down) payment	\$0.00
7. Subtotal (<i>sum of Lines 2, 3, 5 and 6</i>)	\$6,123.35
8. Population cap	\$402,900.00
9. Adjusted subtotal (<i>lesser of Line 7 or Line 8</i>)	\$6,123.35
10. Adjacent site incentive payment	\$0.00
11. Baseload incentive payment	\$0.00
12. Co-generation incentive payment	\$0.00
13. Alternative energy incentive payment	\$0.00
14. Total incentive payments (<i>sum of Lines 10 through 13</i>)	\$0.00
15. Spent nuclear fuel payment	\$0.00
16. Total Utility Aid – this is the utility aid payment listed on the front of the estimate (<i>sum of Lines 9, 14 and 15</i>)	\$6,123.35

Supplemental County and Municipal Aid

- Under state law, supplemental county and municipal aid paid to each county and municipality is determined by 2023 Wisconsin Act 12 (sec. 79.037, Wis. Stats.)
- For detailed information, review [county and municipal aid spreadsheet](#)

Supplemental County and Municipal Aid Calculation	
1. Prior year supplemental county and municipal aid	\$45,845.30
2. Increase due to sales tax revenue including adjustments (<i>district changes</i>)	\$1,054.44
3. Total Supplemental County and Municipal Aid (<i>sum of Lines 1 and 2</i>)	\$46,899.74

Expenditure Restraint Incentive Program

- Only municipalities are eligible to receive Expenditure Restraint Incentive Program (ERIP) payments
- Under state law, in 2025, each municipality will receive a payment that is equal to the amount of the payment received by the municipality in 2024 (sec. 79.05(4), Wis. Stats., from 2023 WI Act 12 – notwithstanding subs. (2) and (3))

Contact Information

If you have questions, contact us at lgs@wisconsin.gov, (608) 266-8618 or (608) 261-5167.



State of Wisconsin • DEPARTMENT OF REVENUE

DIVISION OF STATE AND LOCAL FINANCE • BUREAU OF LOCAL GOVERNMENT SERVICES • 2135 RIMROCK RD MADISON, WI 53713

Mailing Address:
PO Box 8971 #6-97
Madison WI 53708-8971
Fax: (608) 264-6887
lgs@wisconsin.gov

September 13, 2024

DIANE GUENTHER
TOWN OF HAMPDEN
W2806 BRISTOL RD
COLUMBUS WI 53925-9226

Notice of Shared Revenue – 2025 Original Estimate

Notice Information

The Wisconsin Department of Revenue (DOR) is providing the **estimated** shared revenue amounts your local government will receive in 2025 under current state law for county and municipal aid, supplemental county and municipal aid, utility aid and the expenditure restraint incentive program. This does not include adjustments, shown on the July and November payment notices.

District	TOWN OF HAMPDEN	County	COLUMBIA	Co-muni code	11-016
-----------------	-----------------	---------------	----------	---------------------	--------

Estimate Information

For an explanation of each aid payment listed below, review the additional information in this notice.

2025 Original Estimate	
1. County and municipal aid	\$14,157.57
2. Utility aid	\$518.12
3. Supplemental county and municipal aid	\$40,782.52
4. Expenditure restraint incentive program	\$0.00
5. Total Estimated 2025 Payments (sum of Lines 1-4)	\$55,458.21

Payment Information

Your local government will receive two distributions in 2025 :

- July 28, 2025: 15% of Line 1, 2, and 3 and 100% of Line 4 (*shown above*)
- November 17, 2025: balance of your 2025 aid payments

County and Municipal Aid

Under state law, the county and municipal aid paid to each county and municipality must be equal to the amount determined in 2012 (sec. 79.036, Wis. Stats.) and adjusted for fallen protective services insurance reimbursement (sec. 79.036(4), Wis. Stats.).

County and Municipal Aid Calculation	
1. Prior year county and municipal aid	\$13,840.26
2. Increase due to sales tax revenue, including adjustments (<i>district changes</i>)	\$318.33
3. Fallen protective services insurance adjustment	-\$1.02
4. Fallen protective services insurance reimbursement (<i>reported to DOR</i>)	\$0.00
5. Total County and Municipal Aid (sum of Lines 1-4)	\$14,157.57

Utility Aid

- Under state law, utility aid is distributed to each county and municipality where tax-exempt utility property is located (sec. 79.04, Wis. Stats.)
- Utility companies report utility property information to DOR annually
- DOR uses the provided information to accurately calculate utility aid (*shown below*)

Utility Aid Calculation	
1. Net book value, <i>as of December 31, 2024 (including expected additions/retirements)</i>	\$172,705.00
2. Total net book value payment	\$518.12
3. Minimum payment	\$0.00
4. Megawatt capacity	0.0
5. Megawatt capacity payment	\$0.00
6. Closed/decommissioned production plant (phased down) payment	\$0.00
7. Subtotal (<i>sum of Lines 2, 3, 5 and 6</i>)	\$518.12
8. Population cap	\$244,800.00
9. Adjusted subtotal (<i>lesser of Line 7 or Line 8</i>)	\$518.12
10. Adjacent site incentive payment	\$0.00
11. Baseload incentive payment	\$0.00
12. Co-generation incentive payment	\$0.00
13. Alternative energy incentive payment	\$0.00
14. Total incentive payments (<i>sum of Lines 10 through 13</i>)	\$0.00
15. Spent nuclear fuel payment	\$0.00
16. Total Utility Aid – this is the utility aid payment listed on the front of the estimate (<i>sum of Lines 9, 14 and 15</i>)	\$518.12

Supplemental County and Municipal Aid

- Under state law, supplemental county and municipal aid paid to each county and municipality is determined by 2023 Wisconsin Act 12 (sec. 79.037, Wis. Stats.)
- For detailed information, review [county and municipal aid spreadsheet](#)

Supplemental County and Municipal Aid Calculation	
1. Prior year supplemental county and municipal aid	\$39,865.61
2. Increase due to sales tax revenue including adjustments (<i>district changes</i>)	\$916.91
3. Total Supplemental County and Municipal Aid (<i>sum of Lines 1 and 2</i>)	\$40,782.52

Expenditure Restraint Incentive Program

- Only municipalities are eligible to receive Expenditure Restraint Incentive Program (ERIP) payments
- Under state law, in 2025, each municipality will receive a payment that is equal to the amount of the payment received by the municipality in 2024 (sec. 79.05(4), Wis. Stats., from 2023 WI Act 12 – notwithstanding subs. (2) and (3))

Contact Information

If you have questions, contact us at lgs@wisconsin.gov, (608) 266-8618 or (608) 261-5167.



State of Wisconsin • DEPARTMENT OF REVENUE

DIVISION OF STATE AND LOCAL FINANCE • BUREAU OF LOCAL GOVERNMENT SERVICES • 2135 RIMROCK RD MADISON, WI 53713

Mailing Address:
PO Box 8971 #6-97
Madison WI 53708-8971
Fax: (608) 264-6887
lgs@wisconsin.gov

September 13, 2024

JOAN OLSON
TOWN OF LEEDS
N1485 PRIBBENOW DR
ARLINGTON WI 53911-9752

Notice of Shared Revenue – 2025 Original Estimate

Notice Information

The Wisconsin Department of Revenue (DOR) is providing the **estimated** shared revenue amounts your local government will receive in 2025 under current state law for county and municipal aid, supplemental county and municipal aid, utility aid and the expenditure restraint incentive program. This does not include adjustments, shown on the July and November payment notices.

District	TOWN OF LEEDS	County	COLUMBIA	Co-muni code	11-018
-----------------	---------------	---------------	----------	---------------------	--------

Estimate Information

For an explanation of each aid payment listed below, review the additional information in this notice.

2025 Original Estimate	
1. County and municipal aid	\$11,030.13
2. Utility aid	\$357.86
3. Supplemental county and municipal aid	\$43,618.09
4. Expenditure restraint incentive program	\$0.00
5. Total Estimated 2025 Payments (sum of Lines 1-4)	\$55,006.08

Payment Information

Your local government will receive two distributions in 2025 :

- July 28, 2025: 15% of Line 1, 2, and 3 and 100% of Line 4 (*shown above*)
- November 17, 2025: balance of your 2025 aid payments

County and Municipal Aid

Under state law, the county and municipal aid paid to each county and municipality must be equal to the amount determined in 2012 (sec. 79.036, Wis. Stats.) and adjusted for fallen protective services insurance reimbursement (sec. 79.036(4), Wis. Stats.).

County and Municipal Aid Calculation	
1. Prior year county and municipal aid	\$10,782.92
2. Increase due to sales tax revenue, including adjustments (<i>district changes</i>)	\$248.01
3. Fallen protective services insurance adjustment	-\$0.80
4. Fallen protective services insurance reimbursement (<i>reported to DOR</i>)	\$0.00
5. Total County and Municipal Aid (sum of Lines 1-4)	\$11,030.13

Utility Aid

- Under state law, utility aid is distributed to each county and municipality where tax-exempt utility property is located (sec. 79.04, Wis. Stats.)
- Utility companies report utility property information to DOR annually
- DOR uses the provided information to accurately calculate utility aid (*shown below*)

Utility Aid Calculation	
1. Net book value, <i>as of December 31, 2024 (including expected additions/retirements)</i>	\$119,288.00
2. Total net book value payment	\$357.86
3. Minimum payment	\$0.00
4. Megawatt capacity	0.0
5. Megawatt capacity payment	\$0.00
6. Closed/decommissioned production plant (phased down) payment	\$0.00
7. Subtotal (<i>sum of Lines 2, 3, 5 and 6</i>)	\$357.86
8. Population cap	\$316,625.00
9. Adjusted subtotal (<i>lesser of Line 7 or Line 8</i>)	\$357.86
10. Adjacent site incentive payment	\$0.00
11. Baseload incentive payment	\$0.00
12. Co-generation incentive payment	\$0.00
13. Alternative energy incentive payment	\$0.00
14. Total incentive payments (<i>sum of Lines 10 through 13</i>)	\$0.00
15. Spent nuclear fuel payment	\$0.00
16. Total Utility Aid – this is the utility aid payment listed on the front of the estimate (<i>sum of Lines 9, 14 and 15</i>)	\$357.86

Supplemental County and Municipal Aid

- Under state law, supplemental county and municipal aid paid to each county and municipality is determined by 2023 Wisconsin Act 12 (sec. 79.037, Wis. Stats.)
- For detailed information, review [county and municipal aid spreadsheet](#)

Supplemental County and Municipal Aid Calculation	
1. Prior year supplemental county and municipal aid	\$42,637.43
2. Increase due to sales tax revenue including adjustments (<i>district changes</i>)	\$980.66
3. Total Supplemental County and Municipal Aid (<i>sum of Lines 1 and 2</i>)	\$43,618.09

Expenditure Restraint Incentive Program

- Only municipalities are eligible to receive Expenditure Restraint Incentive Program (ERIP) payments
- Under state law, in 2025, each municipality will receive a payment that is equal to the amount of the payment received by the municipality in 2024 (sec. 79.05(4), Wis. Stats., from 2023 WI Act 12 – notwithstanding subs. (2) and (3))

Contact Information

If you have questions, contact us at lgs@wisconsin.gov, (608) 266-8618 or (608) 261-5167.



State of Wisconsin • DEPARTMENT OF REVENUE

DIVISION OF STATE AND LOCAL FINANCE • BUREAU OF LOCAL GOVERNMENT SERVICES • 2135 RIMROCK RD MADISON, WI 53713

Mailing Address:
PO Box 8971 #6-97
Madison WI 53708-8971
Fax: (608) 264-6887
lgs@wisconsin.gov

September 13, 2024

TAMMY LYNCH
TOWN OF LEWISTON
PO BOX 544
PORTAGE WI 53901

Notice of Shared Revenue – 2025 Original Estimate

Notice Information

The Wisconsin Department of Revenue (DOR) is providing the **estimated** shared revenue amounts your local government will receive in 2025 under current state law for county and municipal aid, supplemental county and municipal aid, utility aid and the expenditure restraint incentive program. This does not include adjustments, shown on the July and November payment notices.

District	TOWN OF LEWISTON	County	COLUMBIA	Co-muni code	11-020
-----------------	------------------	---------------	----------	---------------------	--------

Estimate Information

For an explanation of each aid payment listed below, review the additional information in this notice.

2025 Original Estimate	
1. County and municipal aid	\$17,716.18
2. Utility aid	\$2,418.81
3. Supplemental county and municipal aid	\$52,344.54
4. Expenditure restraint incentive program	\$0.00
5. Total Estimated 2025 Payments (sum of Lines 1-4)	\$72,479.53

Payment Information

Your local government will receive two distributions in 2025 :

- July 28, 2025: 15% of Line 1, 2, and 3 and 100% of Line 4 (*shown above*)
- November 17, 2025: balance of your 2025 aid payments

County and Municipal Aid

Under state law, the county and municipal aid paid to each county and municipality must be equal to the amount determined in 2012 (sec. 79.036, Wis. Stats.) and adjusted for fallen protective services insurance reimbursement (sec. 79.036(4), Wis. Stats.).

County and Municipal Aid Calculation	
1. Prior year county and municipal aid	\$17,319.12
2. Increase due to sales tax revenue, including adjustments (<i>district changes</i>)	\$398.34
3. Fallen protective services insurance adjustment	-\$1.28
4. Fallen protective services insurance reimbursement (<i>reported to DOR</i>)	\$0.00
5. Total County and Municipal Aid (sum of Lines 1-4)	\$17,716.18

Utility Aid

- Under state law, utility aid is distributed to each county and municipality where tax-exempt utility property is located (sec. 79.04, Wis. Stats.)
- Utility companies report utility property information to DOR annually
- DOR uses the provided information to accurately calculate utility aid (*shown below*)

Utility Aid Calculation	
1. Net book value, <i>as of December 31, 2024 (including expected additions/retirements)</i>	\$806,269.00
2. Total net book value payment	\$2,418.81
3. Minimum payment	\$0.00
4. Megawatt capacity	0.0
5. Megawatt capacity payment	\$0.00
6. Closed/decommissioned production plant (phased down) payment	\$0.00
7. Subtotal (<i>sum of Lines 2, 3, 5 and 6</i>)	\$2,418.81
8. Population cap	\$536,350.00
9. Adjusted subtotal (<i>lesser of Line 7 or Line 8</i>)	\$2,418.81
10. Adjacent site incentive payment	\$0.00
11. Baseload incentive payment	\$0.00
12. Co-generation incentive payment	\$0.00
13. Alternative energy incentive payment	\$0.00
14. Total incentive payments (<i>sum of Lines 10 through 13</i>)	\$0.00
15. Spent nuclear fuel payment	\$0.00
16. Total Utility Aid – this is the utility aid payment listed on the front of the estimate (<i>sum of Lines 9, 14 and 15</i>)	\$2,418.81

Supplemental County and Municipal Aid

- Under state law, supplemental county and municipal aid paid to each county and municipality is determined by 2023 Wisconsin Act 12 (sec. 79.037, Wis. Stats.)
- For detailed information, review [county and municipal aid spreadsheet](#)

Supplemental County and Municipal Aid Calculation	
1. Prior year supplemental county and municipal aid	\$51,167.68
2. Increase due to sales tax revenue including adjustments (<i>district changes</i>)	\$1,176.86
3. Total Supplemental County and Municipal Aid (<i>sum of Lines 1 and 2</i>)	\$52,344.54

Expenditure Restraint Incentive Program

- Only municipalities are eligible to receive Expenditure Restraint Incentive Program (ERIP) payments
- Under state law, in 2025, each municipality will receive a payment that is equal to the amount of the payment received by the municipality in 2024 (sec. 79.05(4), Wis. Stats., from 2023 WI Act 12 – notwithstanding subs. (2) and (3))

Contact Information

If you have questions, contact us at lgs@wisconsin.gov, (608) 266-8618 or (608) 261-5167.



State of Wisconsin • DEPARTMENT OF REVENUE

DIVISION OF STATE AND LOCAL FINANCE • BUREAU OF LOCAL GOVERNMENT SERVICES • 2135 RIMROCK RD MADISON, WI 53713

Mailing Address:
PO Box 8971 #6-97
Madison WI 53708-8971
Fax: (608) 264-6887
lgs@wisconsin.gov

September 13, 2024

SHELLIE BENISH
TOWN OF LODI
W10919 COUNTY RD. V
LODI WI 53555

Notice of Shared Revenue – 2025 Original Estimate

Notice Information

The Wisconsin Department of Revenue (DOR) is providing the **estimated** shared revenue amounts your local government will receive in 2025 under current state law for county and municipal aid, supplemental county and municipal aid, utility aid and the expenditure restraint incentive program. This does not include adjustments, shown on the July and November payment notices.

District	TOWN OF LODI	County	COLUMBIA	Co-muni code	11-022
-----------------	--------------	---------------	----------	---------------------	--------

Estimate Information

For an explanation of each aid payment listed below, review the additional information in this notice.

2025 Original Estimate	
1. County and municipal aid	\$33,395.95
2. Utility aid	\$2,863.83
3. Supplemental county and municipal aid	\$87,263.29
4. Expenditure restraint incentive program	\$0.00
5. Total Estimated 2025 Payments (sum of Lines 1-4)	\$123,523.07

Payment Information

Your local government will receive two distributions in 2025 :

- July 28, 2025: 15% of Line 1, 2, and 3 and 100% of Line 4 (*shown above*)
- November 17, 2025: balance of your 2025 aid payments

County and Municipal Aid

Under state law, the county and municipal aid paid to each county and municipality must be equal to the amount determined in 2012 (sec. 79.036, Wis. Stats.) and adjusted for fallen protective services insurance reimbursement (sec. 79.036(4), Wis. Stats.).

County and Municipal Aid Calculation	
1. Prior year county and municipal aid	\$32,647.47
2. Increase due to sales tax revenue, including adjustments (<i>district changes</i>)	\$750.89
3. Fallen protective services insurance adjustment	-\$2.41
4. Fallen protective services insurance reimbursement (<i>reported to DOR</i>)	\$0.00
5. Total County and Municipal Aid (sum of Lines 1-4)	\$33,395.95

Utility Aid

- Under state law, utility aid is distributed to each county and municipality where tax-exempt utility property is located (sec. 79.04, Wis. Stats.)
- Utility companies report utility property information to DOR annually
- DOR uses the provided information to accurately calculate utility aid (*shown below*)

Utility Aid Calculation	
1. Net book value, as of December 31, 2024 (including expected additions/retirements)	\$954,609.00
2. Total net book value payment	\$2,863.83
3. Minimum payment	\$0.00
4. Megawatt capacity	0.0
5. Megawatt capacity payment	\$0.00
6. Closed/decommissioned production plant (phased down) payment	\$0.00
7. Subtotal (sum of Lines 2, 3, 5 and 6)	\$2,863.83
8. Population cap	\$1,394,850.00
9. Adjusted subtotal (lesser of Line 7 or Line 8)	\$2,863.83
10. Adjacent site incentive payment	\$0.00
11. Baseload incentive payment	\$0.00
12. Co-generation incentive payment	\$0.00
13. Alternative energy incentive payment	\$0.00
14. Total incentive payments (sum of Lines 10 through 13)	\$0.00
15. Spent nuclear fuel payment	\$0.00
16. Total Utility Aid – this is the utility aid payment listed on the front of the estimate (sum of Lines 9, 14 and 15)	\$2,863.83

Supplemental County and Municipal Aid

- Under state law, supplemental county and municipal aid paid to each county and municipality is determined by 2023 Wisconsin Act 12 (sec. 79.037, Wis. Stats.)
- For detailed information, review [county and municipal aid spreadsheet](#)

Supplemental County and Municipal Aid Calculation	
1. Prior year supplemental county and municipal aid	\$85,301.36
2. Increase due to sales tax revenue including adjustments (district changes)	\$1,961.93
3. Total Supplemental County and Municipal Aid (sum of Lines 1 and 2)	\$87,263.29

Expenditure Restraint Incentive Program

- Only municipalities are eligible to receive Expenditure Restraint Incentive Program (ERIP) payments
- Under state law, in 2025, each municipality will receive a payment that is equal to the amount of the payment received by the municipality in 2024 (sec. 79.05(4), Wis. Stats., from 2023 WI Act 12 – notwithstanding subs. (2) and (3))

Contact Information

If you have questions, contact us at lgs@wisconsin.gov, (608) 266-8618 or (608) 261-5167.



State of Wisconsin • DEPARTMENT OF REVENUE

DIVISION OF STATE AND LOCAL FINANCE • BUREAU OF LOCAL GOVERNMENT SERVICES • 2135 RIMROCK RD MADISON, WI 53713

Mailing Address:
PO Box 8971 #6-97
Madison WI 53708-8971
Fax: (608) 264-6887
lgs@wisconsin.gov

September 13, 2024

TAMMY GORMAN
TOWN OF LOWVILLE
W7047 PRICE RD
POYNETTE WI 53955

Notice of Shared Revenue – 2025 Original Estimate

Notice Information

The Wisconsin Department of Revenue (DOR) is providing the **estimated** shared revenue amounts your local government will receive in 2025 under current state law for county and municipal aid, supplemental county and municipal aid, utility aid and the expenditure restraint incentive program. This does not include adjustments, shown on the July and November payment notices.

District	TOWN OF LOWVILLE	County	COLUMBIA	Co-muni code	11-024
-----------------	------------------	---------------	----------	---------------------	--------

Estimate Information

For an explanation of each aid payment listed below, review the additional information in this notice.

2025 Original Estimate	
1. County and municipal aid	\$15,911.68
2. Utility aid	\$121.76
3. Supplemental county and municipal aid	\$48,291.21
4. Expenditure restraint incentive program	\$0.00
5. Total Estimated 2025 Payments (sum of Lines 1-4)	\$64,324.65

Payment Information

Your local government will receive two distributions in 2025 :

- July 28, 2025: 15% of Line 1, 2, and 3 and 100% of Line 4 (*shown above*)
- November 17, 2025: balance of your 2025 aid payments

County and Municipal Aid

Under state law, the county and municipal aid paid to each county and municipality must be equal to the amount determined in 2012 (sec. 79.036, Wis. Stats.) and adjusted for fallen protective services insurance reimbursement (sec. 79.036(4), Wis. Stats.).

County and Municipal Aid Calculation	
1. Prior year county and municipal aid	\$15,555.06
2. Increase due to sales tax revenue, including adjustments (<i>district changes</i>)	\$357.77
3. Fallen protective services insurance adjustment	-\$1.15
4. Fallen protective services insurance reimbursement (<i>reported to DOR</i>)	\$0.00
5. Total County and Municipal Aid (sum of Lines 1-4)	\$15,911.68

Utility Aid

- Under state law, utility aid is distributed to each county and municipality where tax-exempt utility property is located (sec. 79.04, Wis. Stats.)
- Utility companies report utility property information to DOR annually
- DOR uses the provided information to accurately calculate utility aid (*shown below*)

Utility Aid Calculation	
1. Net book value, <i>as of December 31, 2024 (including expected additions/retirements)</i>	\$40,587.00
2. Total net book value payment	\$121.76
3. Minimum payment	\$0.00
4. Megawatt capacity	0.0
5. Megawatt capacity payment	\$0.00
6. Closed/decommissioned production plant (phased down) payment	\$0.00
7. Subtotal (<i>sum of Lines 2, 3, 5 and 6</i>)	\$121.76
8. Population cap	\$437,325.00
9. Adjusted subtotal (<i>lesser of Line 7 or Line 8</i>)	\$121.76
10. Adjacent site incentive payment	\$0.00
11. Baseload incentive payment	\$0.00
12. Co-generation incentive payment	\$0.00
13. Alternative energy incentive payment	\$0.00
14. Total incentive payments (<i>sum of Lines 10 through 13</i>)	\$0.00
15. Spent nuclear fuel payment	\$0.00
16. Total Utility Aid – this is the utility aid payment listed on the front of the estimate (<i>sum of Lines 9, 14 and 15</i>)	\$121.76

Supplemental County and Municipal Aid

- Under state law, supplemental county and municipal aid paid to each county and municipality is determined by 2023 Wisconsin Act 12 (sec. 79.037, Wis. Stats.)
- For detailed information, review [county and municipal aid spreadsheet](#)

Supplemental County and Municipal Aid Calculation	
1. Prior year supplemental county and municipal aid	\$47,205.48
2. Increase due to sales tax revenue including adjustments (<i>district changes</i>)	\$1,085.73
3. Total Supplemental County and Municipal Aid (<i>sum of Lines 1 and 2</i>)	\$48,291.21

Expenditure Restraint Incentive Program

- Only municipalities are eligible to receive Expenditure Restraint Incentive Program (ERIP) payments
- Under state law, in 2025, each municipality will receive a payment that is equal to the amount of the payment received by the municipality in 2024 (sec. 79.05(4), Wis. Stats., from 2023 WI Act 12 – notwithstanding subs. (2) and (3))

Contact Information

If you have questions, contact us at lgs@wisconsin.gov, (608) 266-8618 or (608) 261-5167.



State of Wisconsin • DEPARTMENT OF REVENUE

DIVISION OF STATE AND LOCAL FINANCE • BUREAU OF LOCAL GOVERNMENT SERVICES • 2135 RIMROCK RD MADISON, WI 53713

Mailing Address:
PO Box 8971 #6-97
Madison WI 53708-8971
Fax: (608) 264-6887
lgs@wisconsin.gov

September 13, 2024

DAWN BUSH
TOWN OF MARCELLON
N9875 DALTON RD
PARDEEVILLE WI 53954-9755

Notice of Shared Revenue – 2025 Original Estimate

Notice Information

The Wisconsin Department of Revenue (DOR) is providing the **estimated** shared revenue amounts your local government will receive in 2025 under current state law for county and municipal aid, supplemental county and municipal aid, utility aid and the expenditure restraint incentive program. This does not include adjustments, shown on the July and November payment notices.

District	TOWN OF MARCELLON	County	COLUMBIA	Co-muni code	11-026
-----------------	-------------------	---------------	----------	---------------------	--------

Estimate Information

For an explanation of each aid payment listed below, review the additional information in this notice.

2025 Original Estimate	
1. County and municipal aid	\$11,652.99
2. Utility aid	\$1,362.99
3. Supplemental county and municipal aid	\$50,369.54
4. Expenditure restraint incentive program	\$0.00
5. Total Estimated 2025 Payments (sum of Lines 1-4)	\$63,385.52

Payment Information

Your local government will receive two distributions in 2025 :

- July 28, 2025: 15% of Line 1, 2, and 3 and 100% of Line 4 (*shown above*)
- November 17, 2025: balance of your 2025 aid payments

County and Municipal Aid

Under state law, the county and municipal aid paid to each county and municipality must be equal to the amount determined in 2012 (sec. 79.036, Wis. Stats.) and adjusted for fallen protective services insurance reimbursement (sec. 79.036(4), Wis. Stats.).

County and Municipal Aid Calculation	
1. Prior year county and municipal aid	\$11,391.82
2. Increase due to sales tax revenue, including adjustments (<i>district changes</i>)	\$262.01
3. Fallen protective services insurance adjustment	-\$0.84
4. Fallen protective services insurance reimbursement (<i>reported to DOR</i>)	\$0.00
5. Total County and Municipal Aid (sum of Lines 1-4)	\$11,652.99

Utility Aid

- Under state law, utility aid is distributed to each county and municipality where tax-exempt utility property is located (sec. 79.04, Wis. Stats.)
- Utility companies report utility property information to DOR annually
- DOR uses the provided information to accurately calculate utility aid (*shown below*)

Utility Aid Calculation	
1. Net book value, <i>as of December 31, 2024 (including expected additions/retirements)</i>	\$454,331.00
2. Total net book value payment	\$1,362.99
3. Minimum payment	\$0.00
4. Megawatt capacity	0.0
5. Megawatt capacity payment	\$0.00
6. Closed/decommissioned production plant (phased down) payment	\$0.00
7. Subtotal (<i>sum of Lines 2, 3, 5 and 6</i>)	\$1,362.99
8. Population cap	\$487,050.00
9. Adjusted subtotal (<i>lesser of Line 7 or Line 8</i>)	\$1,362.99
10. Adjacent site incentive payment	\$0.00
11. Baseload incentive payment	\$0.00
12. Co-generation incentive payment	\$0.00
13. Alternative energy incentive payment	\$0.00
14. Total incentive payments (<i>sum of Lines 10 through 13</i>)	\$0.00
15. Spent nuclear fuel payment	\$0.00
16. Total Utility Aid – this is the utility aid payment listed on the front of the estimate (<i>sum of Lines 9, 14 and 15</i>)	\$1,362.99

Supplemental County and Municipal Aid

- Under state law, supplemental county and municipal aid paid to each county and municipality is determined by 2023 Wisconsin Act 12 (sec. 79.037, Wis. Stats.)
- For detailed information, review [county and municipal aid spreadsheet](#)

Supplemental County and Municipal Aid Calculation	
1. Prior year supplemental county and municipal aid	\$49,237.09
2. Increase due to sales tax revenue including adjustments (<i>district changes</i>)	\$1,132.45
3. Total Supplemental County and Municipal Aid (<i>sum of Lines 1 and 2</i>)	\$50,369.54

Expenditure Restraint Incentive Program

- Only municipalities are eligible to receive Expenditure Restraint Incentive Program (ERIP) payments
- Under state law, in 2025, each municipality will receive a payment that is equal to the amount of the payment received by the municipality in 2024 (sec. 79.05(4), Wis. Stats., from 2023 WI Act 12 – notwithstanding subs. (2) and (3))

Contact Information

If you have questions, contact us at lgs@wisconsin.gov, (608) 266-8618 or (608) 261-5167.



State of Wisconsin • DEPARTMENT OF REVENUE

DIVISION OF STATE AND LOCAL FINANCE • BUREAU OF LOCAL GOVERNMENT SERVICES • 2135 RIMROCK RD MADISON, WI 53713

Mailing Address:
PO Box 8971 #6-97
Madison WI 53708-8971
Fax: (608) 264-6887
lgs@wisconsin.gov

September 13, 2024

CHRISTINE GRAAP
TOWN OF NEWPORT
W14573 HWY 16
WISCONSIN DELLS WI 53965

Notice of Shared Revenue – 2025 Original Estimate

Notice Information

The Wisconsin Department of Revenue (DOR) is providing the **estimated** shared revenue amounts your local government will receive in 2025 under current state law for county and municipal aid, supplemental county and municipal aid, utility aid and the expenditure restraint incentive program. This does not include adjustments, shown on the July and November payment notices.

District	TOWN OF NEWPORT	County	COLUMBIA	Co-muni code	11-028
-----------------	-----------------	---------------	----------	---------------------	--------

Estimate Information

For an explanation of each aid payment listed below, review the additional information in this notice.

2025 Original Estimate	
1. County and municipal aid	\$6,951.30
2. Utility aid	\$72.04
3. Supplemental county and municipal aid	\$41,074.69
4. Expenditure restraint incentive program	\$0.00
5. Total Estimated 2025 Payments (sum of Lines 1-4)	\$48,098.03

Payment Information

Your local government will receive two distributions in 2025 :

- July 28, 2025: 15% of Line 1, 2, and 3 and 100% of Line 4 (*shown above*)
- November 17, 2025: balance of your 2025 aid payments

County and Municipal Aid

Under state law, the county and municipal aid paid to each county and municipality must be equal to the amount determined in 2012 (sec. 79.036, Wis. Stats.) and adjusted for fallen protective services insurance reimbursement (sec. 79.036(4), Wis. Stats.).

County and Municipal Aid Calculation	
1. Prior year county and municipal aid	\$6,795.50
2. Increase due to sales tax revenue, including adjustments (<i>district changes</i>)	\$156.30
3. Fallen protective services insurance adjustment	-\$0.50
4. Fallen protective services insurance reimbursement (<i>reported to DOR</i>)	\$0.00
5. Total County and Municipal Aid (sum of Lines 1-4)	\$6,951.30

Utility Aid

- Under state law, utility aid is distributed to each county and municipality where tax-exempt utility property is located (sec. 79.04, Wis. Stats.)
- Utility companies report utility property information to DOR annually
- DOR uses the provided information to accurately calculate utility aid (*shown below*)

Utility Aid Calculation	
1. Net book value, <i>as of December 31, 2024 (including expected additions/retirements)</i>	\$24,012.00
2. Total net book value payment	\$72.04
3. Minimum payment	\$0.00
4. Megawatt capacity	0.0
5. Megawatt capacity payment	\$0.00
6. Closed/decommissioned production plant (phased down) payment	\$0.00
7. Subtotal (<i>sum of Lines 2, 3, 5 and 6</i>)	\$72.04
8. Population cap	\$253,725.00
9. Adjusted subtotal (<i>lesser of Line 7 or Line 8</i>)	\$72.04
10. Adjacent site incentive payment	\$0.00
11. Baseload incentive payment	\$0.00
12. Co-generation incentive payment	\$0.00
13. Alternative energy incentive payment	\$0.00
14. Total incentive payments (<i>sum of Lines 10 through 13</i>)	\$0.00
15. Spent nuclear fuel payment	\$0.00
16. Total Utility Aid – this is the utility aid payment listed on the front of the estimate (<i>sum of Lines 9, 14 and 15</i>)	\$72.04

Supplemental County and Municipal Aid

- Under state law, supplemental county and municipal aid paid to each county and municipality is determined by 2023 Wisconsin Act 12 (sec. 79.037, Wis. Stats.)
- For detailed information, review [county and municipal aid spreadsheet](#)

Supplemental County and Municipal Aid Calculation	
1. Prior year supplemental county and municipal aid	\$40,151.21
2. Increase due to sales tax revenue including adjustments (<i>district changes</i>)	\$923.48
3. Total Supplemental County and Municipal Aid (<i>sum of Lines 1 and 2</i>)	\$41,074.69

Expenditure Restraint Incentive Program

- Only municipalities are eligible to receive Expenditure Restraint Incentive Program (ERIP) payments
- Under state law, in 2025, each municipality will receive a payment that is equal to the amount of the payment received by the municipality in 2024 (sec. 79.05(4), Wis. Stats., from 2023 WI Act 12 – notwithstanding subs. (2) and (3))

Contact Information

If you have questions, contact us at lgs@wisconsin.gov, (608) 266-8618 or (608) 261-5167.



State of Wisconsin • DEPARTMENT OF REVENUE

DIVISION OF STATE AND LOCAL FINANCE • BUREAU OF LOCAL GOVERNMENT SERVICES • 2135 RIMROCK RD MADISON, WI 53713

Mailing Address:
PO Box 8971 #6-97
Madison WI 53708-8971
Fax: (608) 264-6887
lgs@wisconsin.gov

September 13, 2024

KATHY OLSON
TOWN OF OTSEGO
N3180 CTY RD A
COLUMBUS WI 53925

Notice of Shared Revenue – 2025 Original Estimate

Notice Information

The Wisconsin Department of Revenue (DOR) is providing the **estimated** shared revenue amounts your local government will receive in 2025 under current state law for county and municipal aid, supplemental county and municipal aid, utility aid and the expenditure restraint incentive program. This does not include adjustments, shown on the July and November payment notices.

District	TOWN OF OTSEGO	County	COLUMBIA	Co-muni code	11-030
-----------------	----------------	---------------	----------	---------------------	--------

Estimate Information

For an explanation of each aid payment listed below, review the additional information in this notice.

2025 Original Estimate	
1. County and municipal aid	\$11,909.94
2. Utility aid	\$0.00
3. Supplemental county and municipal aid	\$42,208.97
4. Expenditure restraint incentive program	\$0.00
5. Total Estimated 2025 Payments (sum of Lines 1-4)	\$54,118.91

Payment Information

Your local government will receive two distributions in 2025 :

- July 28, 2025: 15% of Line 1, 2, and 3 and 100% of Line 4 (*shown above*)
- November 17, 2025: balance of your 2025 aid payments

County and Municipal Aid

Under state law, the county and municipal aid paid to each county and municipality must be equal to the amount determined in 2012 (sec. 79.036, Wis. Stats.) and adjusted for fallen protective services insurance reimbursement (sec. 79.036(4), Wis. Stats.).

County and Municipal Aid Calculation	
1. Prior year county and municipal aid	\$11,643.01
2. Increase due to sales tax revenue, including adjustments (<i>district changes</i>)	\$267.79
3. Fallen protective services insurance adjustment	-\$0.86
4. Fallen protective services insurance reimbursement (<i>reported to DOR</i>)	\$0.00
5. Total County and Municipal Aid (sum of Lines 1-4)	\$11,909.94

Utility Aid

- Under state law, utility aid is distributed to each county and municipality where tax-exempt utility property is located (sec. 79.04, Wis. Stats.)
- Utility companies report utility property information to DOR annually
- DOR uses the provided information to accurately calculate utility aid (*shown below*)

Utility Aid Calculation	
1. Net book value, <i>as of December 31, 2024 (including expected additions/retirements)</i>	\$0.00
2. Total net book value payment	\$0.00
3. Minimum payment	\$0.00
4. Megawatt capacity	0.0
5. Megawatt capacity payment	\$0.00
6. Closed/decommissioned production plant (phased down) payment	\$0.00
7. Subtotal (<i>sum of Lines 2, 3, 5 and 6</i>)	\$0.00
8. Population cap	\$281,350.00
9. Adjusted subtotal (<i>lesser of Line 7 or Line 8</i>)	\$0.00
10. Adjacent site incentive payment	\$0.00
11. Baseload incentive payment	\$0.00
12. Co-generation incentive payment	\$0.00
13. Alternative energy incentive payment	\$0.00
14. Total incentive payments (<i>sum of Lines 10 through 13</i>)	\$0.00
15. Spent nuclear fuel payment	\$0.00
16. Total Utility Aid – this is the utility aid payment listed on the front of the estimate (<i>sum of Lines 9, 14 and 15</i>)	\$0.00

Supplemental County and Municipal Aid

- Under state law, supplemental county and municipal aid paid to each county and municipality is determined by 2023 Wisconsin Act 12 (sec. 79.037, Wis. Stats.)
- For detailed information, review [county and municipal aid spreadsheet](#)

Supplemental County and Municipal Aid Calculation	
1. Prior year supplemental county and municipal aid	\$41,259.99
2. Increase due to sales tax revenue including adjustments (<i>district changes</i>)	\$948.98
3. Total Supplemental County and Municipal Aid (<i>sum of Lines 1 and 2</i>)	\$42,208.97

Expenditure Restraint Incentive Program

- Only municipalities are eligible to receive Expenditure Restraint Incentive Program (ERIP) payments
- Under state law, in 2025, each municipality will receive a payment that is equal to the amount of the payment received by the municipality in 2024 (sec. 79.05(4), Wis. Stats., from 2023 WI Act 12 – notwithstanding subs. (2) and (3))

Contact Information

If you have questions, contact us at lgs@wisconsin.gov, (608) 266-8618 or (608) 261-5167.



State of Wisconsin • DEPARTMENT OF REVENUE

DIVISION OF STATE AND LOCAL FINANCE • BUREAU OF LOCAL GOVERNMENT SERVICES • 2135 RIMROCK RD MADISON, WI 53713

Mailing Address:
PO Box 8971 #6-97
Madison WI 53708-8971
Fax: (608) 264-6887
lgs@wisconsin.gov

September 13, 2024

MARLO GUSTAFSON
TOWN OF PACIFIC
W7530 HWY 16
PARDEEVILLE WI 53954-9520

Notice of Shared Revenue – 2025 Original Estimate

Notice Information

The Wisconsin Department of Revenue (DOR) is providing the **estimated** shared revenue amounts your local government will receive in 2025 under current state law for county and municipal aid, supplemental county and municipal aid, utility aid and the expenditure restraint incentive program. This does not include adjustments, shown on the July and November payment notices.

District	TOWN OF PACIFIC	County	COLUMBIA	Co-muni code	11-032
-----------------	-----------------	---------------	----------	---------------------	--------

Estimate Information

For an explanation of each aid payment listed below, review the additional information in this notice.

2025 Original Estimate	
1. County and municipal aid	\$19,108.20
2. Utility aid	\$782,682.04
3. Supplemental county and municipal aid	\$78,953.32
4. Expenditure restraint incentive program	\$0.00
5. Total Estimated 2025 Payments (sum of Lines 1-4)	\$880,743.56

Payment Information

Your local government will receive two distributions in 2025 :

- July 28, 2025: 15% of Line 1, 2, and 3 and 100% of Line 4 (*shown above*)
- November 17, 2025: balance of your 2025 aid payments

County and Municipal Aid

Under state law, the county and municipal aid paid to each county and municipality must be equal to the amount determined in 2012 (sec. 79.036, Wis. Stats.) and adjusted for fallen protective services insurance reimbursement (sec. 79.036(4), Wis. Stats.).

County and Municipal Aid Calculation	
1. Prior year county and municipal aid	\$18,679.94
2. Increase due to sales tax revenue, including adjustments (<i>district changes</i>)	\$429.64
3. Fallen protective services insurance adjustment	-\$1.38
4. Fallen protective services insurance reimbursement (<i>reported to DOR</i>)	\$0.00
5. Total County and Municipal Aid (sum of Lines 1-4)	\$19,108.20

Utility Aid

- Under state law, utility aid is distributed to each county and municipality where tax-exempt utility property is located (sec. 79.04, Wis. Stats.)
- Utility companies report utility property information to DOR annually
- DOR uses the provided information to accurately calculate utility aid (*shown below*)

Utility Aid Calculation	
1. Net book value, <i>as of December 31, 2024 (including expected additions/retirements)</i>	\$13,782,876.00
2. Total net book value payment	\$41,348.63
3. Minimum payment	\$0.00
4. Megawatt capacity	1,112.0
5. Megawatt capacity payment	\$741,333.41
6. Closed/decommissioned production plant (phased down) payment	\$0.00
7. Subtotal (<i>sum of Lines 2, 3, 5 and 6</i>)	\$782,682.04
8. Population cap	\$1,192,975.00
9. Adjusted subtotal (<i>lesser of Line 7 or Line 8</i>)	\$782,682.04
10. Adjacent site incentive payment	\$0.00
11. Baseload incentive payment	\$0.00
12. Co-generation incentive payment	\$0.00
13. Alternative energy incentive payment	\$0.00
14. Total incentive payments (<i>sum of Lines 10 through 13</i>)	\$0.00
15. Spent nuclear fuel payment	\$0.00
16. Total Utility Aid – this is the utility aid payment listed on the front of the estimate (<i>sum of Lines 9, 14 and 15</i>)	\$782,682.04

Supplemental County and Municipal Aid

- Under state law, supplemental county and municipal aid paid to each county and municipality is determined by 2023 Wisconsin Act 12 (sec. 79.037, Wis. Stats.)
- For detailed information, review [county and municipal aid spreadsheet](#)

Supplemental County and Municipal Aid Calculation	
1. Prior year supplemental county and municipal aid	\$77,178.22
2. Increase due to sales tax revenue including adjustments (<i>district changes</i>)	\$1,775.10
3. Total Supplemental County and Municipal Aid (<i>sum of Lines 1 and 2</i>)	\$78,953.32

Expenditure Restraint Incentive Program

- Only municipalities are eligible to receive Expenditure Restraint Incentive Program (ERIP) payments
- Under state law, in 2025, each municipality will receive a payment that is equal to the amount of the payment received by the municipality in 2024 (sec. 79.05(4), Wis. Stats., from 2023 WI Act 12 – notwithstanding subs. (2) and (3))

Contact Information

If you have questions, contact us at lgs@wisconsin.gov, (608) 266-8618 or (608) 261-5167.



State of Wisconsin • DEPARTMENT OF REVENUE

DIVISION OF STATE AND LOCAL FINANCE • BUREAU OF LOCAL GOVERNMENT SERVICES • 2135 RIMROCK RD MADISON, WI 53713

Mailing Address:
PO Box 8971 #6-97
Madison WI 53708-8971
Fax: (608) 264-6887
lgs@wisconsin.gov

September 13, 2024

MAXINE DEYOUNG
TOWN OF RANDOLPH
N7853 BIRD RD
CAMBRIA WI 53923-9421

Notice of Shared Revenue – 2025 Original Estimate

Notice Information

The Wisconsin Department of Revenue (DOR) is providing the **estimated** shared revenue amounts your local government will receive in 2025 under current state law for county and municipal aid, supplemental county and municipal aid, utility aid and the expenditure restraint incentive program. This does not include adjustments, shown on the July and November payment notices.

District	TOWN OF RANDOLPH	County	COLUMBIA	Co-muni code	11-034
-----------------	------------------	---------------	----------	---------------------	--------

Estimate Information

For an explanation of each aid payment listed below, review the additional information in this notice.

2025 Original Estimate	
1. County and municipal aid	\$9,280.78
2. Utility aid	\$220,071.54
3. Supplemental county and municipal aid	\$43,875.84
4. Expenditure restraint incentive program	\$0.00
5. Total Estimated 2025 Payments (sum of Lines 1-4)	\$273,228.16

Payment Information

Your local government will receive two distributions in 2025 :

- July 28, 2025: 15% of Line 1, 2, and 3 and 100% of Line 4 (*shown above*)
- November 17, 2025: balance of your 2025 aid payments

County and Municipal Aid

Under state law, the county and municipal aid paid to each county and municipality must be equal to the amount determined in 2012 (sec. 79.036, Wis. Stats.) and adjusted for fallen protective services insurance reimbursement (sec. 79.036(4), Wis. Stats.).

County and Municipal Aid Calculation	
1. Prior year county and municipal aid	\$9,072.78
2. Increase due to sales tax revenue, including adjustments (<i>district changes</i>)	\$208.67
3. Fallen protective services insurance adjustment	-\$0.67
4. Fallen protective services insurance reimbursement (<i>reported to DOR</i>)	\$0.00
5. Total County and Municipal Aid (sum of Lines 1-4)	\$9,280.78

Utility Aid

- Under state law, utility aid is distributed to each county and municipality where tax-exempt utility property is located (sec. 79.04, Wis. Stats.)
- Utility companies report utility property information to DOR annually
- DOR uses the provided information to accurately calculate utility aid (*shown below*)

Utility Aid Calculation	
1. Net book value, <i>as of December 31, 2024 (including expected additions/retirements)</i>	\$3,157,176.00
2. Total net book value payment	\$9,471.53
3. Minimum payment	\$0.00
4. Megawatt capacity	97.2
5. Megawatt capacity payment	\$64,800.01
6. Closed/decommissioned production plant (phased down) payment	\$0.00
7. Subtotal (<i>sum of Lines 2, 3, 5 and 6</i>)	\$74,271.54
8. Population cap	\$330,650.00
9. Adjusted subtotal (<i>lesser of Line 7 or Line 8</i>)	\$74,271.54
10. Adjacent site incentive payment	\$0.00
11. Baseload incentive payment	\$0.00
12. Co-generation incentive payment	\$0.00
13. Alternative energy incentive payment	\$145,800.00
14. Total incentive payments (<i>sum of Lines 10 through 13</i>)	\$145,800.00
15. Spent nuclear fuel payment	\$0.00
16. Total Utility Aid – this is the utility aid payment listed on the front of the estimate (<i>sum of Lines 9, 14 and 15</i>)	\$220,071.54

Supplemental County and Municipal Aid

- Under state law, supplemental county and municipal aid paid to each county and municipality is determined by 2023 Wisconsin Act 12 (sec. 79.037, Wis. Stats.)
- For detailed information, review [county and municipal aid spreadsheet](#)

Supplemental County and Municipal Aid Calculation	
1. Prior year supplemental county and municipal aid	\$42,889.38
2. Increase due to sales tax revenue including adjustments (<i>district changes</i>)	\$986.46
3. Total Supplemental County and Municipal Aid (<i>sum of Lines 1 and 2</i>)	\$43,875.84

Expenditure Restraint Incentive Program

- Only municipalities are eligible to receive Expenditure Restraint Incentive Program (ERIP) payments
- Under state law, in 2025, each municipality will receive a payment that is equal to the amount of the payment received by the municipality in 2024 (sec. 79.05(4), Wis. Stats., from 2023 WI Act 12 – notwithstanding subs. (2) and (3))

Contact Information

If you have questions, contact us at lgs@wisconsin.gov, (608) 266-8618 or (608) 261-5167.



State of Wisconsin • DEPARTMENT OF REVENUE

DIVISION OF STATE AND LOCAL FINANCE • BUREAU OF LOCAL GOVERNMENT SERVICES • 2135 RIMROCK RD MADISON, WI 53713

Mailing Address:
PO Box 8971 #6-97
Madison WI 53708-8971
Fax: (608) 264-6887
lgs@wisconsin.gov

September 13, 2024

RENEE WENDT
TOWN OF SCOTT
W3552 ROSS RD
CAMBRIA WI 53923-9644

Notice of Shared Revenue – 2025 Original Estimate

Notice Information

The Wisconsin Department of Revenue (DOR) is providing the **estimated** shared revenue amounts your local government will receive in 2025 under current state law for county and municipal aid, supplemental county and municipal aid, utility aid and the expenditure restraint incentive program. This does not include adjustments, shown on the July and November payment notices.

District	TOWN OF SCOTT	County	COLUMBIA	Co-muni code	11-036
-----------------	---------------	---------------	----------	---------------------	--------

Estimate Information

For an explanation of each aid payment listed below, review the additional information in this notice.

2025 Original Estimate	
1. County and municipal aid	\$9,856.31
2. Utility aid	\$141,715.25
3. Supplemental county and municipal aid	\$45,714.32
4. Expenditure restraint incentive program	\$0.00
5. Total Estimated 2025 Payments (sum of Lines 1-4)	\$197,285.88

Payment Information

Your local government will receive two distributions in 2025 :

- July 28, 2025: 15% of Line 1, 2, and 3 and 100% of Line 4 (*shown above*)
- November 17, 2025: balance of your 2025 aid payments

County and Municipal Aid

Under state law, the county and municipal aid paid to each county and municipality must be equal to the amount determined in 2012 (sec. 79.036, Wis. Stats.) and adjusted for fallen protective services insurance reimbursement (sec. 79.036(4), Wis. Stats.).

County and Municipal Aid Calculation	
1. Prior year county and municipal aid	\$9,635.41
2. Increase due to sales tax revenue, including adjustments (<i>district changes</i>)	\$221.61
3. Fallen protective services insurance adjustment	-\$0.71
4. Fallen protective services insurance reimbursement (<i>reported to DOR</i>)	\$0.00
5. Total County and Municipal Aid (sum of Lines 1-4)	\$9,856.31

Utility Aid

- Under state law, utility aid is distributed to each county and municipality where tax-exempt utility property is located (sec. 79.04, Wis. Stats.)
- Utility companies report utility property information to DOR annually
- DOR uses the provided information to accurately calculate utility aid (*shown below*)

Utility Aid Calculation	
1. Net book value, <i>as of December 31, 2024 (including expected additions/retirements)</i>	\$438,416.00
2. Total net book value payment	\$1,315.25
3. Minimum payment	\$0.00
4. Megawatt capacity	64.8
5. Megawatt capacity payment	\$43,200.00
6. Closed/decommissioned production plant (phased down) payment	\$0.00
7. Subtotal (<i>sum of Lines 2, 3, 5 and 6</i>)	\$44,515.25
8. Population cap	\$376,975.00
9. Adjusted subtotal (<i>lesser of Line 7 or Line 8</i>)	\$44,515.25
10. Adjacent site incentive payment	\$0.00
11. Baseload incentive payment	\$0.00
12. Co-generation incentive payment	\$0.00
13. Alternative energy incentive payment	\$97,200.00
14. Total incentive payments (<i>sum of Lines 10 through 13</i>)	\$97,200.00
15. Spent nuclear fuel payment	\$0.00
16. Total Utility Aid – this is the utility aid payment listed on the front of the estimate (<i>sum of Lines 9, 14 and 15</i>)	\$141,715.25

Supplemental County and Municipal Aid

- Under state law, supplemental county and municipal aid paid to each county and municipality is determined by 2023 Wisconsin Act 12 (sec. 79.037, Wis. Stats.)
- For detailed information, review [county and municipal aid spreadsheet](#)

Supplemental County and Municipal Aid Calculation	
1. Prior year supplemental county and municipal aid	\$44,686.53
2. Increase due to sales tax revenue including adjustments (<i>district changes</i>)	\$1,027.79
3. Total Supplemental County and Municipal Aid (<i>sum of Lines 1 and 2</i>)	\$45,714.32

Expenditure Restraint Incentive Program

- Only municipalities are eligible to receive Expenditure Restraint Incentive Program (ERIP) payments
- Under state law, in 2025, each municipality will receive a payment that is equal to the amount of the payment received by the municipality in 2024 (sec. 79.05(4), Wis. Stats., from 2023 WI Act 12 – notwithstanding subs. (2) and (3))

Contact Information

If you have questions, contact us at lgs@wisconsin.gov, (608) 266-8618 or (608) 261-5167.



State of Wisconsin • DEPARTMENT OF REVENUE

DIVISION OF STATE AND LOCAL FINANCE • BUREAU OF LOCAL GOVERNMENT SERVICES • 2135 RIMROCK RD MADISON, WI 53713

Mailing Address:
PO Box 8971 #6-97
Madison WI 53708-8971
Fax: (608) 264-6887
lgs@wisconsin.gov

September 13, 2024

BECKY GUTZMAN
TOWN OF SPRINGVALE
W3616 OLD B RD
RIO WI 53960-9764

Notice of Shared Revenue – 2025 Original Estimate

Notice Information

The Wisconsin Department of Revenue (DOR) is providing the **estimated** shared revenue amounts your local government will receive in 2025 under current state law for county and municipal aid, supplemental county and municipal aid, utility aid and the expenditure restraint incentive program. This does not include adjustments, shown on the July and November payment notices.

District	TOWN OF SPRINGVALE	County	COLUMBIA	Co-muni code	11-038
-----------------	--------------------	---------------	----------	---------------------	--------

Estimate Information

For an explanation of each aid payment listed below, review the additional information in this notice.

2025 Original Estimate	
1. County and municipal aid	\$6,565.43
2. Utility aid	\$3,172.84
3. Supplemental county and municipal aid	\$39,957.51
4. Expenditure restraint incentive program	\$0.00
5. Total Estimated 2025 Payments (sum of Lines 1-4)	\$49,695.78

Payment Information

Your local government will receive two distributions in 2025 :

- July 28, 2025: 15% of Line 1, 2, and 3 and 100% of Line 4 (*shown above*)
- November 17, 2025: balance of your 2025 aid payments

County and Municipal Aid

Under state law, the county and municipal aid paid to each county and municipality must be equal to the amount determined in 2012 (sec. 79.036, Wis. Stats.) and adjusted for fallen protective services insurance reimbursement (sec. 79.036(4), Wis. Stats.).

County and Municipal Aid Calculation	
1. Prior year county and municipal aid	\$6,418.28
2. Increase due to sales tax revenue, including adjustments (<i>district changes</i>)	\$147.62
3. Fallen protective services insurance adjustment	-\$0.47
4. Fallen protective services insurance reimbursement (<i>reported to DOR</i>)	\$0.00
5. Total County and Municipal Aid (sum of Lines 1-4)	\$6,565.43

Utility Aid

- Under state law, utility aid is distributed to each county and municipality where tax-exempt utility property is located (sec. 79.04, Wis. Stats.)
- Utility companies report utility property information to DOR annually
- DOR uses the provided information to accurately calculate utility aid (*shown below*)

Utility Aid Calculation	
1. Net book value, as of December 31, 2024 (including expected additions/retirements)	\$1,057,614.00
2. Total net book value payment	\$3,172.84
3. Minimum payment	\$0.00
4. Megawatt capacity	0.0
5. Megawatt capacity payment	\$0.00
6. Closed/decommissioned production plant (phased down) payment	\$0.00
7. Subtotal (sum of Lines 2, 3, 5 and 6)	\$3,172.84
8. Population cap	\$228,225.00
9. Adjusted subtotal (lesser of Line 7 or Line 8)	\$3,172.84
10. Adjacent site incentive payment	\$0.00
11. Baseload incentive payment	\$0.00
12. Co-generation incentive payment	\$0.00
13. Alternative energy incentive payment	\$0.00
14. Total incentive payments (sum of Lines 10 through 13)	\$0.00
15. Spent nuclear fuel payment	\$0.00
16. Total Utility Aid – this is the utility aid payment listed on the front of the estimate (sum of Lines 9, 14 and 15)	\$3,172.84

Supplemental County and Municipal Aid

- Under state law, supplemental county and municipal aid paid to each county and municipality is determined by 2023 Wisconsin Act 12 (sec. 79.037, Wis. Stats.)
- For detailed information, review [county and municipal aid spreadsheet](#)

Supplemental County and Municipal Aid Calculation	
1. Prior year supplemental county and municipal aid	\$39,059.15
2. Increase due to sales tax revenue including adjustments (district changes)	\$898.36
3. Total Supplemental County and Municipal Aid (sum of Lines 1 and 2)	\$39,957.51

Expenditure Restraint Incentive Program

- Only municipalities are eligible to receive Expenditure Restraint Incentive Program (ERIP) payments
- Under state law, in 2025, each municipality will receive a payment that is equal to the amount of the payment received by the municipality in 2024 (sec. 79.05(4), Wis. Stats., from 2023 WI Act 12 – notwithstanding subs. (2) and (3))

Contact Information

If you have questions, contact us at lgs@wisconsin.gov, (608) 266-8618 or (608) 261-5167.



State of Wisconsin • DEPARTMENT OF REVENUE

DIVISION OF STATE AND LOCAL FINANCE • BUREAU OF LOCAL GOVERNMENT SERVICES • 2135 RIMROCK RD MADISON, WI 53713

Mailing Address:
PO Box 8971 #6-97
Madison WI 53708-8971
Fax: (608) 264-6887
lgs@wisconsin.gov

September 13, 2024

TAFFY BUCHANAN
TOWN OF WEST POINT
N2114 RAUSCH RD
LODI WI 53555

Notice of Shared Revenue – 2025 Original Estimate

Notice Information

The Wisconsin Department of Revenue (DOR) is providing the **estimated** shared revenue amounts your local government will receive in 2025 under current state law for county and municipal aid, supplemental county and municipal aid, utility aid and the expenditure restraint incentive program. This does not include adjustments, shown on the July and November payment notices.

District	TOWN OF WEST POINT	County	COLUMBIA	Co-muni code	11-040
-----------------	--------------------	---------------	----------	---------------------	--------

Estimate Information

For an explanation of each aid payment listed below, review the additional information in this notice.

2025 Original Estimate	
1. County and municipal aid	\$19,973.64
2. Utility aid	\$0.00
3. Supplemental county and municipal aid	\$66,212.95
4. Expenditure restraint incentive program	\$0.00
5. Total Estimated 2025 Payments (sum of Lines 1-4)	\$86,186.59

Payment Information

Your local government will receive two distributions in 2025 :

- July 28, 2025: 15% of Line 1, 2, and 3 and 100% of Line 4 (*shown above*)
- November 17, 2025: balance of your 2025 aid payments

County and Municipal Aid

Under state law, the county and municipal aid paid to each county and municipality must be equal to the amount determined in 2012 (sec. 79.036, Wis. Stats.) and adjusted for fallen protective services insurance reimbursement (sec. 79.036(4), Wis. Stats.).

County and Municipal Aid Calculation	
1. Prior year county and municipal aid	\$19,525.98
2. Increase due to sales tax revenue, including adjustments (<i>district changes</i>)	\$449.10
3. Fallen protective services insurance adjustment	-\$1.44
4. Fallen protective services insurance reimbursement (<i>reported to DOR</i>)	\$0.00
5. Total County and Municipal Aid (sum of Lines 1-4)	\$19,973.64

Utility Aid

- Under state law, utility aid is distributed to each county and municipality where tax-exempt utility property is located (sec. 79.04, Wis. Stats.)
- Utility companies report utility property information to DOR annually
- DOR uses the provided information to accurately calculate utility aid (*shown below*)

Utility Aid Calculation	
1. Net book value, <i>as of December 31, 2024 (including expected additions/retirements)</i>	\$0.00
2. Total net book value payment	\$0.00
3. Minimum payment	\$0.00
4. Megawatt capacity	0.0
5. Megawatt capacity payment	\$0.00
6. Closed/decommissioned production plant (phased down) payment	\$0.00
7. Subtotal (<i>sum of Lines 2, 3, 5 and 6</i>)	\$0.00
8. Population cap	\$901,850.00
9. Adjusted subtotal (<i>lesser of Line 7 or Line 8</i>)	\$0.00
10. Adjacent site incentive payment	\$0.00
11. Baseload incentive payment	\$0.00
12. Co-generation incentive payment	\$0.00
13. Alternative energy incentive payment	\$0.00
14. Total incentive payments (<i>sum of Lines 10 through 13</i>)	\$0.00
15. Spent nuclear fuel payment	\$0.00
16. Total Utility Aid – this is the utility aid payment listed on the front of the estimate (<i>sum of Lines 9, 14 and 15</i>)	\$0.00

Supplemental County and Municipal Aid

- Under state law, supplemental county and municipal aid paid to each county and municipality is determined by 2023 Wisconsin Act 12 (sec. 79.037, Wis. Stats.)
- For detailed information, review [county and municipal aid spreadsheet](#)

Supplemental County and Municipal Aid Calculation	
1. Prior year supplemental county and municipal aid	\$64,724.29
2. Increase due to sales tax revenue including adjustments (<i>district changes</i>)	\$1,488.66
3. Total Supplemental County and Municipal Aid (<i>sum of Lines 1 and 2</i>)	\$66,212.95

Expenditure Restraint Incentive Program

- Only municipalities are eligible to receive Expenditure Restraint Incentive Program (ERIP) payments
- Under state law, in 2025, each municipality will receive a payment that is equal to the amount of the payment received by the municipality in 2024 (sec. 79.05(4), Wis. Stats., from 2023 WI Act 12 – notwithstanding subs. (2) and (3))

Contact Information

If you have questions, contact us at lgs@wisconsin.gov, (608) 266-8618 or (608) 261-5167.



State of Wisconsin • DEPARTMENT OF REVENUE

DIVISION OF STATE AND LOCAL FINANCE • BUREAU OF LOCAL GOVERNMENT SERVICES • 2135 RIMROCK RD MADISON, WI 53713

Mailing Address:
PO Box 8971 #6-97
Madison WI 53708-8971
Fax: (608) 264-6887
lgs@wisconsin.gov

September 13, 2024

MICHELLE GOLDADE
TOWN OF WYOCENA
N5366 W HILL RD
RIO WI 53960-9605

Notice of Shared Revenue – 2025 Original Estimate

Notice Information

The Wisconsin Department of Revenue (DOR) is providing the **estimated** shared revenue amounts your local government will receive in 2025 under current state law for county and municipal aid, supplemental county and municipal aid, utility aid and the expenditure restraint incentive program. This does not include adjustments, shown on the July and November payment notices.

District	TOWN OF WYOCENA	County	COLUMBIA	Co-muni code	11-042
-----------------	-----------------	---------------	----------	---------------------	--------

Estimate Information

For an explanation of each aid payment listed below, review the additional information in this notice.

2025 Original Estimate	
1. County and municipal aid	\$18,476.58
2. Utility aid	\$214.09
3. Supplemental county and municipal aid	\$61,580.26
4. Expenditure restraint incentive program	\$0.00
5. Total Estimated 2025 Payments (sum of Lines 1-4)	\$80,270.93

Payment Information

Your local government will receive two distributions in 2025 :

- July 28, 2025: 15% of Line 1, 2, and 3 and 100% of Line 4 (*shown above*)
- November 17, 2025: balance of your 2025 aid payments

County and Municipal Aid

Under state law, the county and municipal aid paid to each county and municipality must be equal to the amount determined in 2012 (sec. 79.036, Wis. Stats.) and adjusted for fallen protective services insurance reimbursement (sec. 79.036(4), Wis. Stats.).

County and Municipal Aid Calculation	
1. Prior year county and municipal aid	\$18,062.47
2. Increase due to sales tax revenue, including adjustments (<i>district changes</i>)	\$415.44
3. Fallen protective services insurance adjustment	-\$1.33
4. Fallen protective services insurance reimbursement (<i>reported to DOR</i>)	\$0.00
5. Total County and Municipal Aid (sum of Lines 1-4)	\$18,476.58

Utility Aid

- Under state law, utility aid is distributed to each county and municipality where tax-exempt utility property is located (sec. 79.04, Wis. Stats.)
- Utility companies report utility property information to DOR annually
- DOR uses the provided information to accurately calculate utility aid (*shown below*)

Utility Aid Calculation	
1. Net book value, <i>as of December 31, 2024 (including expected additions/retirements)</i>	\$71,364.00
2. Total net book value payment	\$214.09
3. Minimum payment	\$0.00
4. Megawatt capacity	0.0
5. Megawatt capacity payment	\$0.00
6. Closed/decommissioned production plant (phased down) payment	\$0.00
7. Subtotal (<i>sum of Lines 2, 3, 5 and 6</i>)	\$214.09
8. Population cap	\$776,900.00
9. Adjusted subtotal (<i>lesser of Line 7 or Line 8</i>)	\$214.09
10. Adjacent site incentive payment	\$0.00
11. Baseload incentive payment	\$0.00
12. Co-generation incentive payment	\$0.00
13. Alternative energy incentive payment	\$0.00
14. Total incentive payments (<i>sum of Lines 10 through 13</i>)	\$0.00
15. Spent nuclear fuel payment	\$0.00
16. Total Utility Aid – this is the utility aid payment listed on the front of the estimate <i>(sum of Lines 9, 14 and 15)</i>	\$214.09

Supplemental County and Municipal Aid

- Under state law, supplemental county and municipal aid paid to each county and municipality is determined by 2023 Wisconsin Act 12 (sec. 79.037, Wis. Stats.)
- For detailed information, review [county and municipal aid spreadsheet](#)

Supplemental County and Municipal Aid Calculation	
1. Prior year supplemental county and municipal aid	\$60,195.76
2. Increase due to sales tax revenue including adjustments (<i>district changes</i>)	\$1,384.50
3. Total Supplemental County and Municipal Aid (<i>sum of Lines 1 and 2</i>)	\$61,580.26

Expenditure Restraint Incentive Program

- Only municipalities are eligible to receive Expenditure Restraint Incentive Program (ERIP) payments
- Under state law, in 2025, each municipality will receive a payment that is equal to the amount of the payment received by the municipality in 2024 (sec. 79.05(4), Wis. Stats., from 2023 WI Act 12 – notwithstanding subs. (2) and (3))

Contact Information

If you have questions, contact us at lgs@wisconsin.gov, (608) 266-8618 or (608) 261-5167.



State of Wisconsin • DEPARTMENT OF REVENUE

DIVISION OF STATE AND LOCAL FINANCE • BUREAU OF LOCAL GOVERNMENT SERVICES • 2135 RIMROCK RD MADISON, WI 53713

Mailing Address:
PO Box 8971 #6-97
Madison WI 53708-8971
Fax: (608) 264-6887
lgs@wisconsin.gov

September 13, 2024

TIFFANY KRIGBAUM
VILLAGE OF ARLINGTON
PO BOX 207
ARLINGTON WI 53911-0207

Notice of Shared Revenue – 2025 Original Estimate

Notice Information

The Wisconsin Department of Revenue (DOR) is providing the **estimated** shared revenue amounts your local government will receive in 2025 under current state law for county and municipal aid, supplemental county and municipal aid, utility aid and the expenditure restraint incentive program. This does not include adjustments, shown on the July and November payment notices.

District	VILLAGE OF ARLINGTON	County	COLUMBIA	Co-muni code	11-101
-----------------	----------------------	---------------	----------	---------------------	--------

Estimate Information

For an explanation of each aid payment listed below, review the additional information in this notice.

2025 Original Estimate	
1. County and municipal aid	\$32,234.79
2. Utility aid	\$0.00
3. Supplemental county and municipal aid	\$45,233.24
4. Expenditure restraint incentive program	\$0.00
5. Total Estimated 2025 Payments (sum of Lines 1-4)	\$77,468.03

Payment Information

Your local government will receive two distributions in 2025 :

- July 28, 2025: 15% of Line 1, 2, and 3 and 100% of Line 4 (*shown above*)
- November 17, 2025: balance of your 2025 aid payments

County and Municipal Aid

Under state law, the county and municipal aid paid to each county and municipality must be equal to the amount determined in 2012 (sec. 79.036, Wis. Stats.) and adjusted for fallen protective services insurance reimbursement (sec. 79.036(4), Wis. Stats.).

County and Municipal Aid Calculation	
1. Prior year county and municipal aid	\$31,512.34
2. Increase due to sales tax revenue, including adjustments (<i>district changes</i>)	\$724.78
3. Fallen protective services insurance adjustment	-\$2.33
4. Fallen protective services insurance reimbursement (<i>reported to DOR</i>)	\$0.00
5. Total County and Municipal Aid (sum of Lines 1-4)	\$32,234.79

Utility Aid

- Under state law, utility aid is distributed to each county and municipality where tax-exempt utility property is located (sec. 79.04, Wis. Stats.)
- Utility companies report utility property information to DOR annually
- DOR uses the provided information to accurately calculate utility aid (*shown below*)

Utility Aid Calculation	
1. Net book value, <i>as of December 31, 2024 (including expected additions/retirements)</i>	\$0.00
2. Total net book value payment	\$0.00
3. Minimum payment	\$0.00
4. Megawatt capacity	0.0
5. Megawatt capacity payment	\$0.00
6. Closed/decommissioned production plant (phased down) payment	\$0.00
7. Subtotal (<i>sum of Lines 2, 3, 5 and 6</i>)	\$0.00
8. Population cap	\$354,025.00
9. Adjusted subtotal (<i>lesser of Line 7 or Line 8</i>)	\$0.00
10. Adjacent site incentive payment	\$0.00
11. Baseload incentive payment	\$0.00
12. Co-generation incentive payment	\$0.00
13. Alternative energy incentive payment	\$0.00
14. Total incentive payments (<i>sum of Lines 10 through 13</i>)	\$0.00
15. Spent nuclear fuel payment	\$0.00
16. Total Utility Aid – this is the utility aid payment listed on the front of the estimate (<i>sum of Lines 9, 14 and 15</i>)	\$0.00

Supplemental County and Municipal Aid

- Under state law, supplemental county and municipal aid paid to each county and municipality is determined by 2023 Wisconsin Act 12 (sec. 79.037, Wis. Stats.)
- For detailed information, review [county and municipal aid spreadsheet](#)

Supplemental County and Municipal Aid Calculation	
1. Prior year supplemental county and municipal aid	\$44,216.27
2. Increase due to sales tax revenue including adjustments (<i>district changes</i>)	\$1,016.97
3. Total Supplemental County and Municipal Aid (<i>sum of Lines 1 and 2</i>)	\$45,233.24

Expenditure Restraint Incentive Program

- Only municipalities are eligible to receive Expenditure Restraint Incentive Program (ERIP) payments
- Under state law, in 2025, each municipality will receive a payment that is equal to the amount of the payment received by the municipality in 2024 (sec. 79.05(4), Wis. Stats., from 2023 WI Act 12 – notwithstanding subs. (2) and (3))

Contact Information

If you have questions, contact us at lgs@wisconsin.gov, (608) 266-8618 or (608) 261-5167.



State of Wisconsin • DEPARTMENT OF REVENUE

DIVISION OF STATE AND LOCAL FINANCE • BUREAU OF LOCAL GOVERNMENT SERVICES • 2135 RIMROCK RD MADISON, WI 53713

Mailing Address:
PO Box 8971 #6-97
Madison WI 53708-8971
Fax: (608) 264-6887
lgs@wisconsin.gov

September 13, 2024

LOIS FRANK
VILLAGE OF CAMBRIA
PO BOX 295
CAMBRIA WI 53923-0295

Notice of Shared Revenue – 2025 Original Estimate

Notice Information

The Wisconsin Department of Revenue (DOR) is providing the **estimated** shared revenue amounts your local government will receive in 2025 under current state law for county and municipal aid, supplemental county and municipal aid, utility aid and the expenditure restraint incentive program. This does not include adjustments, shown on the July and November payment notices.

District	VILLAGE OF CAMBRIA	County	COLUMBIA	Co-muni code	11-111
-----------------	--------------------	---------------	----------	---------------------	--------

Estimate Information

For an explanation of each aid payment listed below, review the additional information in this notice.

2025 Original Estimate	
1. County and municipal aid	\$226,662.01
2. Utility aid	\$20,964.22
3. Supplemental county and municipal aid	\$45,339.22
4. Expenditure restraint incentive program	\$12,343.25
5. Total Estimated 2025 Payments (sum of Lines 1-4)	\$305,308.70

Payment Information

Your local government will receive two distributions in 2025 :

- July 28, 2025: 15% of Line 1, 2, and 3 and 100% of Line 4 (*shown above*)
- November 17, 2025: balance of your 2025 aid payments

County and Municipal Aid

Under state law, the county and municipal aid paid to each county and municipality must be equal to the amount determined in 2012 (sec. 79.036, Wis. Stats.) and adjusted for fallen protective services insurance reimbursement (sec. 79.036(4), Wis. Stats.).

County and Municipal Aid Calculation	
1. Prior year county and municipal aid	\$221,582.00
2. Increase due to sales tax revenue, including adjustments (<i>district changes</i>)	\$5,096.39
3. Fallen protective services insurance adjustment	-\$16.38
4. Fallen protective services insurance reimbursement (<i>reported to DOR</i>)	\$0.00
5. Total County and Municipal Aid (sum of Lines 1-4)	\$226,662.01

Utility Aid

- Under state law, utility aid is distributed to each county and municipality where tax-exempt utility property is located (sec. 79.04, Wis. Stats.)
- Utility companies report utility property information to DOR annually
- DOR uses the provided information to accurately calculate utility aid (*shown below*)

Utility Aid Calculation	
1. Net book value, <i>as of December 31, 2024 (including expected additions/retirements)</i>	\$3,494,036.00
2. Total net book value payment	\$20,964.22
3. Minimum payment	\$0.00
4. Megawatt capacity	0.0
5. Megawatt capacity payment	\$0.00
6. Closed/decommissioned production plant (phased down) payment	\$0.00
7. Subtotal (<i>sum of Lines 2, 3, 5 and 6</i>)	\$20,964.22
8. Population cap	\$335,750.00
9. Adjusted subtotal (<i>lesser of Line 7 or Line 8</i>)	\$20,964.22
10. Adjacent site incentive payment	\$0.00
11. Baseload incentive payment	\$0.00
12. Co-generation incentive payment	\$0.00
13. Alternative energy incentive payment	\$0.00
14. Total incentive payments (<i>sum of Lines 10 through 13</i>)	\$0.00
15. Spent nuclear fuel payment	\$0.00
16. Total Utility Aid – this is the utility aid payment listed on the front of the estimate (<i>sum of Lines 9, 14 and 15</i>)	\$20,964.22

Supplemental County and Municipal Aid

- Under state law, supplemental county and municipal aid paid to each county and municipality is determined by 2023 Wisconsin Act 12 (sec. 79.037, Wis. Stats.)
- For detailed information, review [county and municipal aid spreadsheet](#)

Supplemental County and Municipal Aid Calculation	
1. Prior year supplemental county and municipal aid	\$44,319.86
2. Increase due to sales tax revenue including adjustments (<i>district changes</i>)	\$1,019.36
3. Total Supplemental County and Municipal Aid (<i>sum of Lines 1 and 2</i>)	\$45,339.22

Expenditure Restraint Incentive Program

- Only municipalities are eligible to receive Expenditure Restraint Incentive Program (ERIP) payments
- Under state law, in 2025, each municipality will receive a payment that is equal to the amount of the payment received by the municipality in 2024 (sec. 79.05(4), Wis. Stats., from 2023 WI Act 12 – notwithstanding subs. (2) and (3))

Contact Information

If you have questions, contact us at lgs@wisconsin.gov, (608) 266-8618 or (608) 261-5167.



State of Wisconsin • DEPARTMENT OF REVENUE

DIVISION OF STATE AND LOCAL FINANCE • BUREAU OF LOCAL GOVERNMENT SERVICES • 2135 RIMROCK RD MADISON, WI 53713

Mailing Address:
PO Box 8971 #6-97
Madison WI 53708-8971
Fax: (608) 264-6887
lgs@wisconsin.gov

September 13, 2024

KRISTA GUSE
VILLAGE OF DOYLESTOWN
PO BOX 96, W3005 RAILROAD ST
DOYLESTOWN WI 53928-0096

Notice of Shared Revenue – 2025 Original Estimate

Notice Information

The Wisconsin Department of Revenue (DOR) is providing the **estimated** shared revenue amounts your local government will receive in 2025 under current state law for county and municipal aid, supplemental county and municipal aid, utility aid and the expenditure restraint incentive program. This does not include adjustments, shown on the July and November payment notices.

District	VILLAGE OF DOYLESTOWN	County	COLUMBIA	Co-muni code	11-116
-----------------	-----------------------	---------------	----------	---------------------	--------

Estimate Information

For an explanation of each aid payment listed below, review the additional information in this notice.

2025 Original Estimate	
1. County and municipal aid	\$51,068.97
2. Utility aid	\$0.00
3. Supplemental county and municipal aid	\$35,470.68
4. Expenditure restraint incentive program	\$0.00
5. Total Estimated 2025 Payments (sum of Lines 1-4)	\$86,539.65

Payment Information

Your local government will receive two distributions in 2025 :

- July 28, 2025: 15% of Line 1, 2, and 3 and 100% of Line 4 (*shown above*)
- November 17, 2025: balance of your 2025 aid payments

County and Municipal Aid

Under state law, the county and municipal aid paid to each county and municipality must be equal to the amount determined in 2012 (sec. 79.036, Wis. Stats.) and adjusted for fallen protective services insurance reimbursement (sec. 79.036(4), Wis. Stats.).

County and Municipal Aid Calculation	
1. Prior year county and municipal aid	\$49,924.40
2. Increase due to sales tax revenue, including adjustments (<i>district changes</i>)	\$1,148.26
3. Fallen protective services insurance adjustment	-\$3.69
4. Fallen protective services insurance reimbursement (<i>reported to DOR</i>)	\$0.00
5. Total County and Municipal Aid (sum of Lines 1-4)	\$51,068.97

Utility Aid

- Under state law, utility aid is distributed to each county and municipality where tax-exempt utility property is located (sec. 79.04, Wis. Stats.)
- Utility companies report utility property information to DOR annually
- DOR uses the provided information to accurately calculate utility aid (*shown below*)

Utility Aid Calculation	
1. Net book value, <i>as of December 31, 2024 (including expected additions/retirements)</i>	\$0.00
2. Total net book value payment	\$0.00
3. Minimum payment	\$0.00
4. Megawatt capacity	0.0
5. Megawatt capacity payment	\$0.00
6. Closed/decommissioned production plant (phased down) payment	\$0.00
7. Subtotal (<i>sum of Lines 2, 3, 5 and 6</i>)	\$0.00
8. Population cap	\$117,725.00
9. Adjusted subtotal (<i>lesser of Line 7 or Line 8</i>)	\$0.00
10. Adjacent site incentive payment	\$0.00
11. Baseload incentive payment	\$0.00
12. Co-generation incentive payment	\$0.00
13. Alternative energy incentive payment	\$0.00
14. Total incentive payments (<i>sum of Lines 10 through 13</i>)	\$0.00
15. Spent nuclear fuel payment	\$0.00
16. Total Utility Aid – this is the utility aid payment listed on the front of the estimate (<i>sum of Lines 9, 14 and 15</i>)	\$0.00

Supplemental County and Municipal Aid

- Under state law, supplemental county and municipal aid paid to each county and municipality is determined by 2023 Wisconsin Act 12 (sec. 79.037, Wis. Stats.)
- For detailed information, review [county and municipal aid spreadsheet](#)

Supplemental County and Municipal Aid Calculation	
1. Prior year supplemental county and municipal aid	\$34,673.20
2. Increase due to sales tax revenue including adjustments (<i>district changes</i>)	\$797.48
3. Total Supplemental County and Municipal Aid (<i>sum of Lines 1 and 2</i>)	\$35,470.68

Expenditure Restraint Incentive Program

- Only municipalities are eligible to receive Expenditure Restraint Incentive Program (ERIP) payments
- Under state law, in 2025, each municipality will receive a payment that is equal to the amount of the payment received by the municipality in 2024 (sec. 79.05(4), Wis. Stats., from 2023 WI Act 12 – notwithstanding subs. (2) and (3))

Contact Information

If you have questions, contact us at lgs@wisconsin.gov, (608) 266-8618 or (608) 261-5167.



State of Wisconsin • DEPARTMENT OF REVENUE

DIVISION OF STATE AND LOCAL FINANCE • BUREAU OF LOCAL GOVERNMENT SERVICES • 2135 RIMROCK RD MADISON, WI 53713

Mailing Address:
PO Box 8971 #6-97
Madison WI 53708-8971
Fax: (608) 264-6887
lgs@wisconsin.gov

September 13, 2024

MARIE ABEGGLEN
VILLAGE OF FALL RIVER
PO BOX 37
FALL RIVER WI 53932-0037

Notice of Shared Revenue – 2025 Original Estimate

Notice Information

The Wisconsin Department of Revenue (DOR) is providing the **estimated** shared revenue amounts your local government will receive in 2025 under current state law for county and municipal aid, supplemental county and municipal aid, utility aid and the expenditure restraint incentive program. This does not include adjustments, shown on the July and November payment notices.

District	VILLAGE OF FALL RIVER	County	COLUMBIA	Co-muni code	11-126
-----------------	-----------------------	---------------	----------	---------------------	--------

Estimate Information

For an explanation of each aid payment listed below, review the additional information in this notice.

2025 Original Estimate	
1. County and municipal aid	\$81,045.18
2. Utility aid	\$1,768.06
3. Supplemental county and municipal aid	\$61,872.00
4. Expenditure restraint incentive program	\$0.00
5. Total Estimated 2025 Payments (sum of Lines 1-4)	\$144,685.24

Payment Information

Your local government will receive two distributions in 2025 :

- July 28, 2025: 15% of Line 1, 2, and 3 and 100% of Line 4 (*shown above*)
- November 17, 2025: balance of your 2025 aid payments

County and Municipal Aid

Under state law, the county and municipal aid paid to each county and municipality must be equal to the amount determined in 2012 (sec. 79.036, Wis. Stats.) and adjusted for fallen protective services insurance reimbursement (sec. 79.036(4), Wis. Stats.).

County and Municipal Aid Calculation	
1. Prior year county and municipal aid	\$79,228.78
2. Increase due to sales tax revenue, including adjustments (<i>district changes</i>)	\$1,822.26
3. Fallen protective services insurance adjustment	-\$5.86
4. Fallen protective services insurance reimbursement (<i>reported to DOR</i>)	\$0.00
5. Total County and Municipal Aid (sum of Lines 1-4)	\$81,045.18

Utility Aid

- Under state law, utility aid is distributed to each county and municipality where tax-exempt utility property is located (sec. 79.04, Wis. Stats.)
- Utility companies report utility property information to DOR annually
- DOR uses the provided information to accurately calculate utility aid (*shown below*)

Utility Aid Calculation	
1. Net book value, <i>as of December 31, 2024 (including expected additions/retirements)</i>	\$294,677.00
2. Total net book value payment	\$1,768.06
3. Minimum payment	\$0.00
4. Megawatt capacity	0.0
5. Megawatt capacity payment	\$0.00
6. Closed/decommissioned production plant (phased down) payment	\$0.00
7. Subtotal (<i>sum of Lines 2, 3, 5 and 6</i>)	\$1,768.06
8. Population cap	\$755,650.00
9. Adjusted subtotal (<i>lesser of Line 7 or Line 8</i>)	\$1,768.06
10. Adjacent site incentive payment	\$0.00
11. Baseload incentive payment	\$0.00
12. Co-generation incentive payment	\$0.00
13. Alternative energy incentive payment	\$0.00
14. Total incentive payments (<i>sum of Lines 10 through 13</i>)	\$0.00
15. Spent nuclear fuel payment	\$0.00
16. Total Utility Aid – this is the utility aid payment listed on the front of the estimate <i>(sum of Lines 9, 14 and 15)</i>	\$1,768.06

Supplemental County and Municipal Aid

- Under state law, supplemental county and municipal aid paid to each county and municipality is determined by 2023 Wisconsin Act 12 (sec. 79.037, Wis. Stats.)
- For detailed information, review [county and municipal aid spreadsheet](#)

Supplemental County and Municipal Aid Calculation	
1. Prior year supplemental county and municipal aid	\$60,480.94
2. Increase due to sales tax revenue including adjustments (<i>district changes</i>)	\$1,391.06
3. Total Supplemental County and Municipal Aid (<i>sum of Lines 1 and 2</i>)	\$61,872.00

Expenditure Restraint Incentive Program

- Only municipalities are eligible to receive Expenditure Restraint Incentive Program (ERIP) payments
- Under state law, in 2025, each municipality will receive a payment that is equal to the amount of the payment received by the municipality in 2024 (sec. 79.05(4), Wis. Stats., from 2023 WI Act 12 – notwithstanding subs. (2) and (3))

Contact Information

If you have questions, contact us at lgs@wisconsin.gov, (608) 266-8618 or (608) 261-5167.



State of Wisconsin • DEPARTMENT OF REVENUE

DIVISION OF STATE AND LOCAL FINANCE • BUREAU OF LOCAL GOVERNMENT SERVICES • 2135 RIMROCK RD MADISON, WI 53713

Mailing Address:
PO Box 8971 #6-97
Madison WI 53708-8971
Fax: (608) 264-6887
lgs@wisconsin.gov

September 13, 2024

JILL JAHNKE
VILLAGE OF FRIESLAND
PO BOX 208
FRIESLAND WI 53935-0208

Notice of Shared Revenue – 2025 Original Estimate

Notice Information

The Wisconsin Department of Revenue (DOR) is providing the **estimated** shared revenue amounts your local government will receive in 2025 under current state law for county and municipal aid, supplemental county and municipal aid, utility aid and the expenditure restraint incentive program. This does not include adjustments, shown on the July and November payment notices.

District	VILLAGE OF FRIESLAND	County	COLUMBIA	Co-muni code	11-127
-----------------	----------------------	---------------	----------	---------------------	--------

Estimate Information

For an explanation of each aid payment listed below, review the additional information in this notice.

2025 Original Estimate	
1. County and municipal aid	\$42,726.90
2. Utility aid	\$0.00
3. Supplemental county and municipal aid	\$36,227.19
4. Expenditure restraint incentive program	\$0.00
5. Total Estimated 2025 Payments (sum of Lines 1-4)	\$78,954.09

Payment Information

Your local government will receive two distributions in 2025 :

- July 28, 2025: 15% of Line 1, 2, and 3 and 100% of Line 4 (*shown above*)
- November 17, 2025: balance of your 2025 aid payments

County and Municipal Aid

Under state law, the county and municipal aid paid to each county and municipality must be equal to the amount determined in 2012 (sec. 79.036, Wis. Stats.) and adjusted for fallen protective services insurance reimbursement (sec. 79.036(4), Wis. Stats.).

County and Municipal Aid Calculation	
1. Prior year county and municipal aid	\$41,769.30
2. Increase due to sales tax revenue, including adjustments (<i>district changes</i>)	\$960.69
3. Fallen protective services insurance adjustment	-\$3.09
4. Fallen protective services insurance reimbursement (<i>reported to DOR</i>)	\$0.00
5. Total County and Municipal Aid (sum of Lines 1-4)	\$42,726.90

Utility Aid

- Under state law, utility aid is distributed to each county and municipality where tax-exempt utility property is located (sec. 79.04, Wis. Stats.)
- Utility companies report utility property information to DOR annually
- DOR uses the provided information to accurately calculate utility aid (*shown below*)

Utility Aid Calculation	
1. Net book value, <i>as of December 31, 2024 (including expected additions/retirements)</i>	\$0.00
2. Total net book value payment	\$0.00
3. Minimum payment	\$0.00
4. Megawatt capacity	0.0
5. Megawatt capacity payment	\$0.00
6. Closed/decommissioned production plant (phased down) payment	\$0.00
7. Subtotal (<i>sum of Lines 2, 3, 5 and 6</i>)	\$0.00
8. Population cap	\$137,275.00
9. Adjusted subtotal (<i>lesser of Line 7 or Line 8</i>)	\$0.00
10. Adjacent site incentive payment	\$0.00
11. Baseload incentive payment	\$0.00
12. Co-generation incentive payment	\$0.00
13. Alternative energy incentive payment	\$0.00
14. Total incentive payments (<i>sum of Lines 10 through 13</i>)	\$0.00
15. Spent nuclear fuel payment	\$0.00
16. Total Utility Aid – this is the utility aid payment listed on the front of the estimate (<i>sum of Lines 9, 14 and 15</i>)	\$0.00

Supplemental County and Municipal Aid

- Under state law, supplemental county and municipal aid paid to each county and municipality is determined by 2023 Wisconsin Act 12 (sec. 79.037, Wis. Stats.)
- For detailed information, review [county and municipal aid spreadsheet](#)

Supplemental County and Municipal Aid Calculation	
1. Prior year supplemental county and municipal aid	\$35,412.70
2. Increase due to sales tax revenue including adjustments (<i>district changes</i>)	\$814.49
3. Total Supplemental County and Municipal Aid (<i>sum of Lines 1 and 2</i>)	\$36,227.19

Expenditure Restraint Incentive Program

- Only municipalities are eligible to receive Expenditure Restraint Incentive Program (ERIP) payments
- Under state law, in 2025, each municipality will receive a payment that is equal to the amount of the payment received by the municipality in 2024 (sec. 79.05(4), Wis. Stats., from 2023 WI Act 12 – notwithstanding subs. (2) and (3))

Contact Information

If you have questions, contact us at lgs@wisconsin.gov, (608) 266-8618 or (608) 261-5167.



State of Wisconsin • DEPARTMENT OF REVENUE

DIVISION OF STATE AND LOCAL FINANCE • BUREAU OF LOCAL GOVERNMENT SERVICES • 2135 RIMROCK RD MADISON, WI 53713

Mailing Address:
PO Box 8971 #6-97
Madison WI 53708-8971
Fax: (608) 264-6887
lgs@wisconsin.gov

September 13, 2024

CRAIG ABEGGLEN
VILLAGE OF PARDEEVILLE
114 LAKE ST., PO BOX 217
PARDEEVILLE WI 53954-0217

Notice of Shared Revenue – 2025 Original Estimate

Notice Information

The Wisconsin Department of Revenue (DOR) is providing the **estimated** shared revenue amounts your local government will receive in 2025 under current state law for county and municipal aid, supplemental county and municipal aid, utility aid and the expenditure restraint incentive program. This does not include adjustments, shown on the July and November payment notices.

District	VILLAGE OF PARDEEVILLE	County	COLUMBIA	Co-muni code	11-171
-----------------	------------------------	---------------	----------	---------------------	--------

Estimate Information

For an explanation of each aid payment listed below, review the additional information in this notice.

2025 Original Estimate	
1. County and municipal aid	\$252,967.68
2. Utility aid	\$0.00
3. Supplemental county and municipal aid	\$66,212.95
4. Expenditure restraint incentive program	\$0.00
5. Total Estimated 2025 Payments (sum of Lines 1-4)	\$319,180.63

Payment Information

Your local government will receive two distributions in 2025 :

- July 28, 2025: 15% of Line 1, 2, and 3 and 100% of Line 4 (*shown above*)
- November 17, 2025: balance of your 2025 aid payments

County and Municipal Aid

Under state law, the county and municipal aid paid to each county and municipality must be equal to the amount determined in 2012 (sec. 79.036, Wis. Stats.) and adjusted for fallen protective services insurance reimbursement (sec. 79.036(4), Wis. Stats.).

County and Municipal Aid Calculation	
1. Prior year county and municipal aid	\$247,298.10
2. Increase due to sales tax revenue, including adjustments (<i>district changes</i>)	\$5,687.86
3. Fallen protective services insurance adjustment	-\$18.28
4. Fallen protective services insurance reimbursement (<i>reported to DOR</i>)	\$0.00
5. Total County and Municipal Aid (sum of Lines 1-4)	\$252,967.68

Utility Aid

- Under state law, utility aid is distributed to each county and municipality where tax-exempt utility property is located (sec. 79.04, Wis. Stats.)
- Utility companies report utility property information to DOR annually
- DOR uses the provided information to accurately calculate utility aid (*shown below*)

Utility Aid Calculation	
1. Net book value, <i>as of December 31, 2024 (including expected additions/retirements)</i>	\$0.00
2. Total net book value payment	\$0.00
3. Minimum payment	\$0.00
4. Megawatt capacity	0.0
5. Megawatt capacity payment	\$0.00
6. Closed/decommissioned production plant (phased down) payment	\$0.00
7. Subtotal (<i>sum of Lines 2, 3, 5 and 6</i>)	\$0.00
8. Population cap	\$906,525.00
9. Adjusted subtotal (<i>lesser of Line 7 or Line 8</i>)	\$0.00
10. Adjacent site incentive payment	\$0.00
11. Baseload incentive payment	\$0.00
12. Co-generation incentive payment	\$0.00
13. Alternative energy incentive payment	\$0.00
14. Total incentive payments (<i>sum of Lines 10 through 13</i>)	\$0.00
15. Spent nuclear fuel payment	\$0.00
16. Total Utility Aid – this is the utility aid payment listed on the front of the estimate (<i>sum of Lines 9, 14 and 15</i>)	\$0.00

Supplemental County and Municipal Aid

- Under state law, supplemental county and municipal aid paid to each county and municipality is determined by 2023 Wisconsin Act 12 (sec. 79.037, Wis. Stats.)
- For detailed information, review [county and municipal aid spreadsheet](#)

Supplemental County and Municipal Aid Calculation	
1. Prior year supplemental county and municipal aid	\$64,724.29
2. Increase due to sales tax revenue including adjustments (<i>district changes</i>)	\$1,488.66
3. Total Supplemental County and Municipal Aid (<i>sum of Lines 1 and 2</i>)	\$66,212.95

Expenditure Restraint Incentive Program

- Only municipalities are eligible to receive Expenditure Restraint Incentive Program (ERIP) payments
- Under state law, in 2025, each municipality will receive a payment that is equal to the amount of the payment received by the municipality in 2024 (sec. 79.05(4), Wis. Stats., from 2023 WI Act 12 – notwithstanding subs. (2) and (3))

Contact Information

If you have questions, contact us at lgs@wisconsin.gov, (608) 266-8618 or (608) 261-5167.



State of Wisconsin • DEPARTMENT OF REVENUE

DIVISION OF STATE AND LOCAL FINANCE • BUREAU OF LOCAL GOVERNMENT SERVICES • 2135 RIMROCK RD MADISON, WI 53713

Mailing Address:
PO Box 8971 #6-97
Madison WI 53708-8971
Fax: (608) 264-6887
lgs@wisconsin.gov

September 13, 2024

NATALIE MEGOW
VILLAGE OF POYNETTE
PO BOX 95, 106 SOUTH MAIN ST
POYNETTE WI 53955-0095

Notice of Shared Revenue – 2025 Original Estimate

Notice Information

The Wisconsin Department of Revenue (DOR) is providing the **estimated** shared revenue amounts your local government will receive in 2025 under current state law for county and municipal aid, supplemental county and municipal aid, utility aid and the expenditure restraint incentive program. This does not include adjustments, shown on the July and November payment notices.

District	VILLAGE OF POYNETTE	County	COLUMBIA	Co-muni code	11-172
-----------------	---------------------	---------------	----------	---------------------	--------

Estimate Information

For an explanation of each aid payment listed below, review the additional information in this notice.

2025 Original Estimate	
1. County and municipal aid	\$265,969.20
2. Utility aid	\$3,834.94
3. Supplemental county and municipal aid	\$75,233.60
4. Expenditure restraint incentive program	\$37,043.89
5. Total Estimated 2025 Payments (sum of Lines 1-4)	\$382,081.63

Payment Information

Your local government will receive two distributions in 2025 :

- July 28, 2025: 15% of Line 1, 2, and 3 and 100% of Line 4 (*shown above*)
- November 17, 2025: balance of your 2025 aid payments

County and Municipal Aid

Under state law, the county and municipal aid paid to each county and municipality must be equal to the amount determined in 2012 (sec. 79.036, Wis. Stats.) and adjusted for fallen protective services insurance reimbursement (sec. 79.036(4), Wis. Stats.).

County and Municipal Aid Calculation	
1. Prior year county and municipal aid	\$260,008.23
2. Increase due to sales tax revenue, including adjustments (<i>district changes</i>)	\$5,980.19
3. Fallen protective services insurance adjustment	-\$19.22
4. Fallen protective services insurance reimbursement (<i>reported to DOR</i>)	\$0.00
5. Total County and Municipal Aid (sum of Lines 1-4)	\$265,969.20

Utility Aid

- Under state law, utility aid is distributed to each county and municipality where tax-exempt utility property is located (sec. 79.04, Wis. Stats.)
- Utility companies report utility property information to DOR annually
- DOR uses the provided information to accurately calculate utility aid (*shown below*)

Utility Aid Calculation	
1. Net book value, <i>as of December 31, 2024 (including expected additions/retirements)</i>	\$639,156.00
2. Total net book value payment	\$3,834.94
3. Minimum payment	\$0.00
4. Megawatt capacity	0.0
5. Megawatt capacity payment	\$0.00
6. Closed/decommissioned production plant (phased down) payment	\$0.00
7. Subtotal (<i>sum of Lines 2, 3, 5 and 6</i>)	\$3,834.94
8. Population cap	\$1,129,650.00
9. Adjusted subtotal (<i>lesser of Line 7 or Line 8</i>)	\$3,834.94
10. Adjacent site incentive payment	\$0.00
11. Baseload incentive payment	\$0.00
12. Co-generation incentive payment	\$0.00
13. Alternative energy incentive payment	\$0.00
14. Total incentive payments (<i>sum of Lines 10 through 13</i>)	\$0.00
15. Spent nuclear fuel payment	\$0.00
16. Total Utility Aid – this is the utility aid payment listed on the front of the estimate (<i>sum of Lines 9, 14 and 15</i>)	\$3,834.94

Supplemental County and Municipal Aid

- Under state law, supplemental county and municipal aid paid to each county and municipality is determined by 2023 Wisconsin Act 12 (sec. 79.037, Wis. Stats.)
- For detailed information, review [county and municipal aid spreadsheet](#)

Supplemental County and Municipal Aid Calculation	
1. Prior year supplemental county and municipal aid	\$73,542.13
2. Increase due to sales tax revenue including adjustments (<i>district changes</i>)	\$1,691.47
3. Total Supplemental County and Municipal Aid (<i>sum of Lines 1 and 2</i>)	\$75,233.60

Expenditure Restraint Incentive Program

- Only municipalities are eligible to receive Expenditure Restraint Incentive Program (ERIP) payments
- Under state law, in 2025, each municipality will receive a payment that is equal to the amount of the payment received by the municipality in 2024 (sec. 79.05(4), Wis. Stats., from 2023 WI Act 12 – notwithstanding subs. (2) and (3))

Contact Information

If you have questions, contact us at lgs@wisconsin.gov, (608) 266-8618 or (608) 261-5167.



State of Wisconsin • DEPARTMENT OF REVENUE

DIVISION OF STATE AND LOCAL FINANCE • BUREAU OF LOCAL GOVERNMENT SERVICES • 2135 RIMROCK RD MADISON, WI 53713

Mailing Address:
PO Box 8971 #6-97
Madison WI 53708-8971
Fax: (608) 264-6887
lgs@wisconsin.gov

September 13, 2024

AMY STONE
VILLAGE OF RIO
PO BOX 276
RIO WI 53960-0276

Notice of Shared Revenue – 2025 Original Estimate

Notice Information

The Wisconsin Department of Revenue (DOR) is providing the **estimated** shared revenue amounts your local government will receive in 2025 under current state law for county and municipal aid, supplemental county and municipal aid, utility aid and the expenditure restraint incentive program. This does not include adjustments, shown on the July and November payment notices.

District	VILLAGE OF RIO	County	COLUMBIA	Co-muni code	11-177
-----------------	----------------	---------------	----------	---------------------	--------

Estimate Information

For an explanation of each aid payment listed below, review the additional information in this notice.

2025 Original Estimate	
1. County and municipal aid	\$142,014.74
2. Utility aid	\$0.00
3. Supplemental county and municipal aid	\$50,352.37
4. Expenditure restraint incentive program	\$5,312.25
5. Total Estimated 2025 Payments (sum of Lines 1-4)	\$197,679.36

Payment Information

Your local government will receive two distributions in 2025 :

- July 28, 2025: 15% of Line 1, 2, and 3 and 100% of Line 4 (*shown above*)
- November 17, 2025: balance of your 2025 aid payments

County and Municipal Aid

Under state law, the county and municipal aid paid to each county and municipality must be equal to the amount determined in 2012 (sec. 79.036, Wis. Stats.) and adjusted for fallen protective services insurance reimbursement (sec. 79.036(4), Wis. Stats.).

County and Municipal Aid Calculation	
1. Prior year county and municipal aid	\$138,831.87
2. Increase due to sales tax revenue, including adjustments (<i>district changes</i>)	\$3,193.13
3. Fallen protective services insurance adjustment	-\$10.26
4. Fallen protective services insurance reimbursement (<i>reported to DOR</i>)	\$0.00
5. Total County and Municipal Aid (sum of Lines 1-4)	\$142,014.74

Utility Aid

- Under state law, utility aid is distributed to each county and municipality where tax-exempt utility property is located (sec. 79.04, Wis. Stats.)
- Utility companies report utility property information to DOR annually
- DOR uses the provided information to accurately calculate utility aid (*shown below*)

Utility Aid Calculation	
1. Net book value, <i>as of December 31, 2024 (including expected additions/retirements)</i>	\$0.00
2. Total net book value payment	\$0.00
3. Minimum payment	\$0.00
4. Megawatt capacity	0.0
5. Megawatt capacity payment	\$0.00
6. Closed/decommissioned production plant (phased down) payment	\$0.00
7. Subtotal (<i>sum of Lines 2, 3, 5 and 6</i>)	\$0.00
8. Population cap	\$484,925.00
9. Adjusted subtotal (<i>lesser of Line 7 or Line 8</i>)	\$0.00
10. Adjacent site incentive payment	\$0.00
11. Baseload incentive payment	\$0.00
12. Co-generation incentive payment	\$0.00
13. Alternative energy incentive payment	\$0.00
14. Total incentive payments (<i>sum of Lines 10 through 13</i>)	\$0.00
15. Spent nuclear fuel payment	\$0.00
16. Total Utility Aid – this is the utility aid payment listed on the front of the estimate (<i>sum of Lines 9, 14 and 15</i>)	\$0.00

Supplemental County and Municipal Aid

- Under state law, supplemental county and municipal aid paid to each county and municipality is determined by 2023 Wisconsin Act 12 (sec. 79.037, Wis. Stats.)
- For detailed information, review [county and municipal aid spreadsheet](#)

Supplemental County and Municipal Aid Calculation	
1. Prior year supplemental county and municipal aid	\$49,220.30
2. Increase due to sales tax revenue including adjustments (<i>district changes</i>)	\$1,132.07
3. Total Supplemental County and Municipal Aid (<i>sum of Lines 1 and 2</i>)	\$50,352.37

Expenditure Restraint Incentive Program

- Only municipalities are eligible to receive Expenditure Restraint Incentive Program (ERIP) payments
- Under state law, in 2025, each municipality will receive a payment that is equal to the amount of the payment received by the municipality in 2024 (sec. 79.05(4), Wis. Stats., from 2023 WI Act 12 – notwithstanding subs. (2) and (3))

Contact Information

If you have questions, contact us at lgs@wisconsin.gov, (608) 266-8618 or (608) 261-5167.



State of Wisconsin • DEPARTMENT OF REVENUE

DIVISION OF STATE AND LOCAL FINANCE • BUREAU OF LOCAL GOVERNMENT SERVICES • 2135 RIMROCK RD MADISON, WI 53713

Mailing Address:
PO Box 8971 #6-97
Madison WI 53708-8971
Fax: (608) 264-6887
lgs@wisconsin.gov

September 13, 2024

LORI KRATKY
VILLAGE OF WYOCENA
PO BOX 913
WYOCENA WI 53969-0913

Notice of Shared Revenue – 2025 Original Estimate

Notice Information

The Wisconsin Department of Revenue (DOR) is providing the **estimated** shared revenue amounts your local government will receive in 2025 under current state law for county and municipal aid, supplemental county and municipal aid, utility aid and the expenditure restraint incentive program. This does not include adjustments, shown on the July and November payment notices.

District	VILLAGE OF WYOCENA	County	COLUMBIA	Co-muni code	11-191
-----------------	--------------------	---------------	----------	---------------------	--------

Estimate Information

For an explanation of each aid payment listed below, review the additional information in this notice.

2025 Original Estimate	
1. County and municipal aid	\$92,616.01
2. Utility aid	\$6,209.76
3. Supplemental county and municipal aid	\$43,618.09
4. Expenditure restraint incentive program	\$1,658.80
5. Total Estimated 2025 Payments (sum of Lines 1-4)	\$144,102.66

Payment Information

Your local government will receive two distributions in 2025 :

- July 28, 2025: 15% of Line 1, 2, and 3 and 100% of Line 4 (*shown above*)
- November 17, 2025: balance of your 2025 aid payments

County and Municipal Aid

Under state law, the county and municipal aid paid to each county and municipality must be equal to the amount determined in 2012 (sec. 79.036, Wis. Stats.) and adjusted for fallen protective services insurance reimbursement (sec. 79.036(4), Wis. Stats.).

County and Municipal Aid Calculation	
1. Prior year county and municipal aid	\$90,540.27
2. Increase due to sales tax revenue, including adjustments (<i>district changes</i>)	\$2,082.43
3. Fallen protective services insurance adjustment	-\$6.69
4. Fallen protective services insurance reimbursement (<i>reported to DOR</i>)	\$0.00
5. Total County and Municipal Aid (sum of Lines 1-4)	\$92,616.01

Utility Aid

- Under state law, utility aid is distributed to each county and municipality where tax-exempt utility property is located (sec. 79.04, Wis. Stats.)
- Utility companies report utility property information to DOR annually
- DOR uses the provided information to accurately calculate utility aid (*shown below*)

Utility Aid Calculation	
1. Net book value, <i>as of December 31, 2024 (including expected additions/retirements)</i>	\$1,034,960.00
2. Total net book value payment	\$6,209.76
3. Minimum payment	\$0.00
4. Megawatt capacity	0.0
5. Megawatt capacity payment	\$0.00
6. Closed/decommissioned production plant (phased down) payment	\$0.00
7. Subtotal (<i>sum of Lines 2, 3, 5 and 6</i>)	\$6,209.76
8. Population cap	\$314,075.00
9. Adjusted subtotal (<i>lesser of Line 7 or Line 8</i>)	\$6,209.76
10. Adjacent site incentive payment	\$0.00
11. Baseload incentive payment	\$0.00
12. Co-generation incentive payment	\$0.00
13. Alternative energy incentive payment	\$0.00
14. Total incentive payments (<i>sum of Lines 10 through 13</i>)	\$0.00
15. Spent nuclear fuel payment	\$0.00
16. Total Utility Aid – this is the utility aid payment listed on the front of the estimate (<i>sum of Lines 9, 14 and 15</i>)	\$6,209.76

Supplemental County and Municipal Aid

- Under state law, supplemental county and municipal aid paid to each county and municipality is determined by 2023 Wisconsin Act 12 (sec. 79.037, Wis. Stats.)
- For detailed information, review [county and municipal aid spreadsheet](#)

Supplemental County and Municipal Aid Calculation	
1. Prior year supplemental county and municipal aid	\$42,637.43
2. Increase due to sales tax revenue including adjustments (<i>district changes</i>)	\$980.66
3. Total Supplemental County and Municipal Aid (<i>sum of Lines 1 and 2</i>)	\$43,618.09

Expenditure Restraint Incentive Program

- Only municipalities are eligible to receive Expenditure Restraint Incentive Program (ERIP) payments
- Under state law, in 2025, each municipality will receive a payment that is equal to the amount of the payment received by the municipality in 2024 (sec. 79.05(4), Wis. Stats., from 2023 WI Act 12 – notwithstanding subs. (2) and (3))

Contact Information

If you have questions, contact us at lgs@wisconsin.gov, (608) 266-8618 or (608) 261-5167.



State of Wisconsin • DEPARTMENT OF REVENUE

DIVISION OF STATE AND LOCAL FINANCE • BUREAU OF LOCAL GOVERNMENT SERVICES • 2135 RIMROCK RD MADISON, WI 53713

Mailing Address:
PO Box 8971 #6-97
Madison WI 53708-8971
Fax: (608) 264-6887
lgs@wisconsin.gov

September 13, 2024

SUSAN CAINE
CITY OF COLUMBUS
105 N DICKASON BLVD
COLUMBUS WI 53925-1565

Notice of Shared Revenue – 2025 Original Estimate

Notice Information

The Wisconsin Department of Revenue (DOR) is providing the **estimated** shared revenue amounts your local government will receive in 2025 under current state law for county and municipal aid, supplemental county and municipal aid, utility aid and the expenditure restraint incentive program. This does not include adjustments, shown on the July and November payment notices.

District	CITY OF COLUMBUS	County	COLUMBIA	Co-muni code	11-211
-----------------	------------------	---------------	----------	---------------------	--------

Estimate Information

For an explanation of each aid payment listed below, review the additional information in this notice.

2025 Original Estimate	
1. County and municipal aid	\$586,960.28
2. Utility aid	\$698.51
3. Supplemental county and municipal aid	\$164,349.83
4. Expenditure restraint incentive program	\$73,335.82
5. Total Estimated 2025 Payments (sum of Lines 1-4)	\$825,344.44

Payment Information

Your local government will receive two distributions in 2025 :

- July 28, 2025: 15% of Line 1, 2, and 3 and 100% of Line 4 (*shown above*)
- November 17, 2025: balance of your 2025 aid payments

County and Municipal Aid

Under state law, the county and municipal aid paid to each county and municipality must be equal to the amount determined in 2012 (sec. 79.036, Wis. Stats.) and adjusted for fallen protective services insurance reimbursement (sec. 79.036(4), Wis. Stats.).

County and Municipal Aid Calculation	
1. Prior year county and municipal aid	\$573,805.17
2. Increase due to sales tax revenue, including adjustments (<i>district changes</i>)	\$13,197.52
3. Fallen protective services insurance adjustment	-\$42.41
4. Fallen protective services insurance reimbursement (<i>reported to DOR</i>)	\$0.00
5. Total County and Municipal Aid (sum of Lines 1-4)	\$586,960.28

Utility Aid

- Under state law, utility aid is distributed to each county and municipality where tax-exempt utility property is located (sec. 79.04, Wis. Stats.)
- Utility companies report utility property information to DOR annually
- DOR uses the provided information to accurately calculate utility aid (*shown below*)

Utility Aid Calculation	
1. Net book value, as of December 31, 2024 (including expected additions/retirements)	\$116,418.00
2. Total net book value payment	\$698.51
3. Minimum payment	\$0.00
4. Megawatt capacity	0.0
5. Megawatt capacity payment	\$0.00
6. Closed/decommissioned production plant (phased down) payment	\$0.00
7. Subtotal (sum of Lines 2, 3, 5 and 6)	\$698.51
8. Population cap	\$2,351,100.00
9. Adjusted subtotal (lesser of Line 7 or Line 8)	\$698.51
10. Adjacent site incentive payment	\$0.00
11. Baseload incentive payment	\$0.00
12. Co-generation incentive payment	\$0.00
13. Alternative energy incentive payment	\$0.00
14. Total incentive payments (sum of Lines 10 through 13)	\$0.00
15. Spent nuclear fuel payment	\$0.00
16. Total Utility Aid – this is the utility aid payment listed on the front of the estimate (sum of Lines 9, 14 and 15)	\$698.51

Supplemental County and Municipal Aid

- Under state law, supplemental county and municipal aid paid to each county and municipality is determined by 2023 Wisconsin Act 12 (sec. 79.037, Wis. Stats.)
- For detailed information, review [county and municipal aid spreadsheet](#)

Supplemental County and Municipal Aid Calculation	
1. Prior year supplemental county and municipal aid	\$160,654.77
2. Increase due to sales tax revenue including adjustments (district changes)	\$3,695.06
3. Total Supplemental County and Municipal Aid (sum of Lines 1 and 2)	\$164,349.83

Expenditure Restraint Incentive Program

- Only municipalities are eligible to receive Expenditure Restraint Incentive Program (ERIP) payments
- Under state law, in 2025, each municipality will receive a payment that is equal to the amount of the payment received by the municipality in 2024 (sec. 79.05(4), Wis. Stats., from 2023 WI Act 12 – notwithstanding subs. (2) and (3))

Contact Information

If you have questions, contact us at lgs@wisconsin.gov, (608) 266-8618 or (608) 261-5167.



State of Wisconsin • DEPARTMENT OF REVENUE

DIVISION OF STATE AND LOCAL FINANCE • BUREAU OF LOCAL GOVERNMENT SERVICES • 2135 RIMROCK RD MADISON, WI 53713

Mailing Address:
PO Box 8971 #6-97
Madison WI 53708-8971
Fax: (608) 264-6887
lgs@wisconsin.gov

September 13, 2024

BRENDA AYERS
CITY OF LODI
130 S MAIN ST
LODI WI 53555-1120

Notice of Shared Revenue – 2025 Original Estimate

Notice Information

The Wisconsin Department of Revenue (DOR) is providing the **estimated** shared revenue amounts your local government will receive in 2025 under current state law for county and municipal aid, supplemental county and municipal aid, utility aid and the expenditure restraint incentive program. This does not include adjustments, shown on the July and November payment notices.

District	CITY OF LODI	County	COLUMBIA	Co-muni code	11-246
-----------------	--------------	---------------	----------	---------------------	--------

Estimate Information

For an explanation of each aid payment listed below, review the additional information in this notice.

2025 Original Estimate	
1. County and municipal aid	\$112,610.90
2. Utility aid	\$0.00
3. Supplemental county and municipal aid	\$86,064.23
4. Expenditure restraint incentive program	\$25,050.54
5. Total Estimated 2025 Payments (sum of Lines 1-4)	\$223,725.67

Payment Information

Your local government will receive two distributions in 2025 :

- July 28, 2025: 15% of Line 1, 2, and 3 and 100% of Line 4 (*shown above*)
- November 17, 2025: balance of your 2025 aid payments

County and Municipal Aid

Under state law, the county and municipal aid paid to each county and municipality must be equal to the amount determined in 2012 (sec. 79.036, Wis. Stats.) and adjusted for fallen protective services insurance reimbursement (sec. 79.036(4), Wis. Stats.).

County and Municipal Aid Calculation	
1. Prior year county and municipal aid	\$110,087.04
2. Increase due to sales tax revenue, including adjustments (<i>district changes</i>)	\$2,532.00
3. Fallen protective services insurance adjustment	-\$8.14
4. Fallen protective services insurance reimbursement (<i>reported to DOR</i>)	\$0.00
5. Total County and Municipal Aid (sum of Lines 1-4)	\$112,610.90

Utility Aid

- Under state law, utility aid is distributed to each county and municipality where tax-exempt utility property is located (sec. 79.04, Wis. Stats.)
- Utility companies report utility property information to DOR annually
- DOR uses the provided information to accurately calculate utility aid (*shown below*)

Utility Aid Calculation	
1. Net book value, <i>as of December 31, 2024 (including expected additions/retirements)</i>	\$0.00
2. Total net book value payment	\$0.00
3. Minimum payment	\$0.00
4. Megawatt capacity	0.0
5. Megawatt capacity payment	\$0.00
6. Closed/decommissioned production plant (phased down) payment	\$0.00
7. Subtotal (<i>sum of Lines 2, 3, 5 and 6</i>)	\$0.00
8. Population cap	\$1,381,675.00
9. Adjusted subtotal (<i>lesser of Line 7 or Line 8</i>)	\$0.00
10. Adjacent site incentive payment	\$0.00
11. Baseload incentive payment	\$0.00
12. Co-generation incentive payment	\$0.00
13. Alternative energy incentive payment	\$0.00
14. Total incentive payments (<i>sum of Lines 10 through 13</i>)	\$0.00
15. Spent nuclear fuel payment	\$0.00
16. Total Utility Aid – this is the utility aid payment listed on the front of the estimate (<i>sum of Lines 9, 14 and 15</i>)	\$0.00

Supplemental County and Municipal Aid

- Under state law, supplemental county and municipal aid paid to each county and municipality is determined by 2023 Wisconsin Act 12 (sec. 79.037, Wis. Stats.)
- For detailed information, review [county and municipal aid spreadsheet](#)

Supplemental County and Municipal Aid Calculation	
1. Prior year supplemental county and municipal aid	\$84,129.26
2. Increase due to sales tax revenue including adjustments (<i>district changes</i>)	\$1,934.97
3. Total Supplemental County and Municipal Aid (<i>sum of Lines 1 and 2</i>)	\$86,064.23

Expenditure Restraint Incentive Program

- Only municipalities are eligible to receive Expenditure Restraint Incentive Program (ERIP) payments
- Under state law, in 2025, each municipality will receive a payment that is equal to the amount of the payment received by the municipality in 2024 (sec. 79.05(4), Wis. Stats., from 2023 WI Act 12 – notwithstanding subs. (2) and (3))

Contact Information

If you have questions, contact us at lgs@wisconsin.gov, (608) 266-8618 or (608) 261-5167.



State of Wisconsin • DEPARTMENT OF REVENUE

DIVISION OF STATE AND LOCAL FINANCE • BUREAU OF LOCAL GOVERNMENT SERVICES • 2135 RIMROCK RD MADISON, WI 53713

Mailing Address:
PO Box 8971 #6-97
Madison WI 53708-8971
Fax: (608) 264-6887
lgs@wisconsin.gov

September 13, 2024

REBECCA NESS
CITY OF PORTAGE
115 W PLEASANT ST
PORTAGE WI 53901-1742

Notice of Shared Revenue – 2025 Original Estimate

Notice Information

The Wisconsin Department of Revenue (DOR) is providing the **estimated** shared revenue amounts your local government will receive in 2025 under current state law for county and municipal aid, supplemental county and municipal aid, utility aid and the expenditure restraint incentive program. This does not include adjustments, shown on the July and November payment notices.

District	CITY OF PORTAGE	County	COLUMBIA	Co-muni code	11-271
-----------------	-----------------	---------------	----------	---------------------	--------

Estimate Information

For an explanation of each aid payment listed below, review the additional information in this notice.

2025 Original Estimate	
1. County and municipal aid	\$1,637,182.31
2. Utility aid	\$100,806.99
3. Supplemental county and municipal aid	\$415,127.05
4. Expenditure restraint incentive program	\$183,082.90
5. Total Estimated 2025 Payments (sum of Lines 1-4)	\$2,336,199.25

Payment Information

Your local government will receive two distributions in 2025 :

- July 28, 2025: 15% of Line 1, 2, and 3 and 100% of Line 4 (*shown above*)
- November 17, 2025: balance of your 2025 aid payments

County and Municipal Aid

Under state law, the county and municipal aid paid to each county and municipality must be equal to the amount determined in 2012 (sec. 79.036, Wis. Stats.) and adjusted for fallen protective services insurance reimbursement (sec. 79.036(4), Wis. Stats.).

County and Municipal Aid Calculation	
1. Prior year county and municipal aid	\$1,600,489.34
2. Increase due to sales tax revenue, including adjustments (<i>district changes</i>)	\$36,811.25
3. Fallen protective services insurance adjustment	-\$118.28
4. Fallen protective services insurance reimbursement (<i>reported to DOR</i>)	\$0.00
5. Total County and Municipal Aid (sum of Lines 1-4)	\$1,637,182.31

Utility Aid

- Under state law, utility aid is distributed to each county and municipality where tax-exempt utility property is located (sec. 79.04, Wis. Stats.)
- Utility companies report utility property information to DOR annually
- DOR uses the provided information to accurately calculate utility aid (*shown below*)

Utility Aid Calculation	
1. Net book value, <i>as of December 31, 2024 (including expected additions/retirements)</i>	\$16,801,165.00
2. Total net book value payment	\$100,806.99
3. Minimum payment	\$0.00
4. Megawatt capacity	0.0
5. Megawatt capacity payment	\$0.00
6. Closed/decommissioned production plant (phased down) payment	\$0.00
7. Subtotal (<i>sum of Lines 2, 3, 5 and 6</i>)	\$100,806.99
8. Population cap	\$4,273,800.00
9. Adjusted subtotal (<i>lesser of Line 7 or Line 8</i>)	\$100,806.99
10. Adjacent site incentive payment	\$0.00
11. Baseload incentive payment	\$0.00
12. Co-generation incentive payment	\$0.00
13. Alternative energy incentive payment	\$0.00
14. Total incentive payments (<i>sum of Lines 10 through 13</i>)	\$0.00
15. Spent nuclear fuel payment	\$0.00
16. Total Utility Aid – this is the utility aid payment listed on the front of the estimate (<i>sum of Lines 9, 14 and 15</i>)	\$100,806.99

Supplemental County and Municipal Aid

- Under state law, supplemental county and municipal aid paid to each county and municipality is determined by 2023 Wisconsin Act 12 (sec. 79.037, Wis. Stats.)
- For detailed information, review [county and municipal aid spreadsheet](#)

Supplemental County and Municipal Aid Calculation	
1. Prior year supplemental county and municipal aid	\$405,793.79
2. Increase due to sales tax revenue including adjustments (<i>district changes</i>)	\$9,333.26
3. Total Supplemental County and Municipal Aid (<i>sum of Lines 1 and 2</i>)	\$415,127.05

Expenditure Restraint Incentive Program

- Only municipalities are eligible to receive Expenditure Restraint Incentive Program (ERIP) payments
- Under state law, in 2025, each municipality will receive a payment that is equal to the amount of the payment received by the municipality in 2024 (sec. 79.05(4), Wis. Stats., from 2023 WI Act 12 – notwithstanding subs. (2) and (3))

Contact Information

If you have questions, contact us at lgs@wisconsin.gov, (608) 266-8618 or (608) 261-5167.



State of Wisconsin • DEPARTMENT OF REVENUE

DIVISION OF STATE AND LOCAL FINANCE • BUREAU OF LOCAL GOVERNMENT SERVICES • 2135 RIMROCK RD MADISON, WI 53713

Mailing Address:
PO Box 8971 #6-97
Madison WI 53708-8971
Fax: (608) 264-6887
lgs@wisconsin.gov

September 13, 2024

LISA MC CLYMAN
CITY OF WISCONSIN DELLS
300 LACROSSE ST
WISCONSIN DELLS WI 53965-1569

Notice of Shared Revenue – 2025 Original Estimate

Notice Information

The Wisconsin Department of Revenue (DOR) is providing the **estimated** shared revenue amounts your local government will receive in 2025 under current state law for county and municipal aid, supplemental county and municipal aid, utility aid and the expenditure restraint incentive program. This does not include adjustments, shown on the July and November payment notices.

District	CITY OF WISCONSIN DELLS	County	COLUMBIA	Co-muni code	11-291
-----------------	-------------------------	---------------	----------	---------------------	--------

Estimate Information

For an explanation of each aid payment listed below, review the additional information in this notice.

2025 Original Estimate	
1. County and municipal aid	\$91,127.48
2. Utility aid	\$74,536.88
3. Supplemental county and municipal aid	\$86,235.53
4. Expenditure restraint incentive program	\$141,869.34
5. Total Estimated 2025 Payments (sum of Lines 1-4)	\$393,769.23

Payment Information

Your local government will receive two distributions in 2025 :

- July 28, 2025: 15% of Line 1, 2, and 3 and 100% of Line 4 (*shown above*)
- November 17, 2025: balance of your 2025 aid payments

County and Municipal Aid

Under state law, the county and municipal aid paid to each county and municipality must be equal to the amount determined in 2012 (sec. 79.036, Wis. Stats.) and adjusted for fallen protective services insurance reimbursement (sec. 79.036(4), Wis. Stats.).

County and Municipal Aid Calculation	
1. Prior year county and municipal aid	\$89,085.10
2. Increase due to sales tax revenue, including adjustments (<i>district changes</i>)	\$2,048.96
3. Fallen protective services insurance adjustment	-\$6.58
4. Fallen protective services insurance reimbursement (<i>reported to DOR</i>)	\$0.00
5. Total County and Municipal Aid (sum of Lines 1-4)	\$91,127.48

Utility Aid

- Under state law, utility aid is distributed to each county and municipality where tax-exempt utility property is located (sec. 79.04, Wis. Stats.)
- Utility companies report utility property information to DOR annually
- DOR uses the provided information to accurately calculate utility aid (*shown below*)

Utility Aid Calculation	
1. Net book value, <i>as of December 31, 2024 (including expected additions/retirements)</i>	\$7,842,258.00
2. Total net book value payment	\$47,053.55
3. Minimum payment	\$0.00
4. Megawatt capacity	9.7
5. Megawatt capacity payment	\$12,933.33
6. Closed/decommissioned production plant (phased down) payment	\$0.00
7. Subtotal (<i>sum of Lines 2, 3, 5 and 6</i>)	\$59,986.88
8. Population cap	\$1,458,600.00
9. Adjusted subtotal (<i>lesser of Line 7 or Line 8</i>)	\$59,986.88
10. Adjacent site incentive payment	\$0.00
11. Baseload incentive payment	\$0.00
12. Co-generation incentive payment	\$0.00
13. Alternative energy incentive payment	\$14,550.00
14. Total incentive payments (<i>sum of Lines 10 through 13</i>)	\$14,550.00
15. Spent nuclear fuel payment	\$0.00
16. Total Utility Aid – this is the utility aid payment listed on the front of the estimate (<i>sum of Lines 9, 14 and 15</i>)	\$74,536.88

Supplemental County and Municipal Aid

- Under state law, supplemental county and municipal aid paid to each county and municipality is determined by 2023 Wisconsin Act 12 (sec. 79.037, Wis. Stats.)
- For detailed information, review [county and municipal aid spreadsheet](#)

Supplemental County and Municipal Aid Calculation	
1. Prior year supplemental county and municipal aid	\$84,296.71
2. Increase due to sales tax revenue including adjustments (<i>district changes</i>)	\$1,938.82
3. Total Supplemental County and Municipal Aid (<i>sum of Lines 1 and 2</i>)	\$86,235.53

Expenditure Restraint Incentive Program

- Only municipalities are eligible to receive Expenditure Restraint Incentive Program (ERIP) payments
- Under state law, in 2025, each municipality will receive a payment that is equal to the amount of the payment received by the municipality in 2024 (sec. 79.05(4), Wis. Stats., from 2023 WI Act 12 – notwithstanding subs. (2) and (3))

Contact Information

If you have questions, contact us at lgs@wisconsin.gov, (608) 266-8618 or (608) 261-5167.



State of Wisconsin • DEPARTMENT OF REVENUE

DIVISION OF STATE AND LOCAL FINANCE • BUREAU OF LOCAL GOVERNMENT SERVICES • 2135 RIMROCK RD MADISON, WI 53713

Mailing Address:
PO Box 8971 #6-97
Madison WI 53708-8971
Fax: (608) 264-6887
lgs@wisconsin.gov

September 13, 2024

SUSAN MOLL
COUNTY OF COLUMBIA
112 EAST EDGEWATER ST
PORTAGE WI 53901-2213

Notice of Shared Revenue – 2025 Original Estimate

Notice Information

The Wisconsin Department of Revenue (DOR) is providing the **estimated** shared revenue amounts your local government will receive in 2025 under current state law for county and municipal aid, supplemental county and municipal aid, utility aid and the expenditure restraint incentive program. This does not include adjustments, shown on the July and November payment notices.

District	COUNTY OF COLUMBIA	County	COLUMBIA	Co-muni code	11-999
-----------------	--------------------	---------------	----------	---------------------	--------

Estimate Information

For an explanation of each aid payment listed below, review the additional information in this notice.

2025 Original Estimate	
1. County and municipal aid	\$255,893.19
2. Utility aid	\$2,226,078.81
3. Supplemental county and municipal aid	\$662,317.87
4. Expenditure restraint incentive program	\$0.00
5. Total Estimated 2025 Payments (sum of Lines 1-4)	\$3,144,289.87

Payment Information

Your local government will receive two distributions in 2025 :

- July 28, 2025: 15% of Line 1, 2, and 3 and 100% of Line 4 (*shown above*)
- November 17, 2025: balance of your 2025 aid payments

County and Municipal Aid

Under state law, the county and municipal aid paid to each county and municipality must be equal to the amount determined in 2012 (sec. 79.036, Wis. Stats.) and adjusted for fallen protective services insurance reimbursement (sec. 79.036(4), Wis. Stats.).

County and Municipal Aid Calculation	
1. Prior year county and municipal aid	\$250,158.05
2. Increase due to sales tax revenue, including adjustments (<i>district changes</i>)	\$5,753.63
3. Fallen protective services insurance adjustment	-\$18.49
4. Fallen protective services insurance reimbursement (<i>reported to DOR</i>)	\$0.00
5. Total County and Municipal Aid (sum of Lines 1-4)	\$255,893.19

Utility Aid

- Under state law, utility aid is distributed to each county and municipality where tax-exempt utility property is located (sec. 79.04, Wis. Stats.)
- Utility companies report utility property information to DOR annually
- DOR uses the provided information to accurately calculate utility aid (*shown below*)

Utility Aid Calculation	
1. Net book value, <i>as of December 31, 2024 (including expected additions/retirements)</i>	\$58,980,008.00
2. Total net book value payment	\$263,395.56
3. Minimum payment	\$0.00
4. Megawatt capacity	1,283.7
5. Megawatt capacity payment	\$1,705,133.25
6. Closed/decommissioned production plant (phased down) payment	\$0.00
7. Subtotal (<i>sum of Lines 2, 3, 5 and 6</i>)	\$1,968,528.81
8. Population cap	\$7,310,250.00
9. Adjusted subtotal (<i>lesser of Line 7 or Line 8</i>)	\$1,968,528.81
10. Adjacent site incentive payment	\$0.00
11. Baseload incentive payment	\$0.00
12. Co-generation incentive payment	\$0.00
13. Alternative energy incentive payment	\$257,550.00
14. Total incentive payments (<i>sum of Lines 10 through 13</i>)	\$257,550.00
15. Spent nuclear fuel payment	\$0.00
16. Total Utility Aid – this is the utility aid payment listed on the front of the estimate (<i>sum of Lines 9, 14 and 15</i>)	\$2,226,078.81

Supplemental County and Municipal Aid

- Under state law, supplemental county and municipal aid paid to each county and municipality is determined by 2023 Wisconsin Act 12 (sec. 79.037, Wis. Stats.)
- For detailed information, review [county and municipal aid spreadsheet](#)

Supplemental County and Municipal Aid Calculation	
1. Prior year supplemental county and municipal aid	\$647,427.05
2. Increase due to sales tax revenue including adjustments (<i>district changes</i>)	\$14,890.82
3. Total Supplemental County and Municipal Aid (<i>sum of Lines 1 and 2</i>)	\$662,317.87

Expenditure Restraint Incentive Program

- Only municipalities are eligible to receive Expenditure Restraint Incentive Program (ERIP) payments
- Under state law, in 2025, each municipality will receive a payment that is equal to the amount of the payment received by the municipality in 2024 (sec. 79.05(4), Wis. Stats., from 2023 WI Act 12 – notwithstanding subs. (2) and (3))

Contact Information

If you have questions, contact us at lgs@wisconsin.gov, (608) 266-8618 or (608) 261-5167.



State of Wisconsin • DEPARTMENT OF REVENUE

DIVISION OF STATE AND LOCAL FINANCE • BUREAU OF LOCAL GOVERNMENT SERVICES • 2135 RIMROCK RD MADISON, WI 53713

Mailing Address:
PO Box 8971 #6-97
Madison WI 53708-8971
Fax: (608) 264-6887
lgs@wisconsin.gov

September 13, 2024

KATE KRACHEY
TOWN OF BRIDGEPORT
36909 RIVERVIEW DR
PRAIRIE DU CHIEN WI 53821

Notice of Shared Revenue – 2025 Original Estimate

Notice Information

The Wisconsin Department of Revenue (DOR) is providing the **estimated** shared revenue amounts your local government will receive in 2025 under current state law for county and municipal aid, supplemental county and municipal aid, utility aid and the expenditure restraint incentive program. This does not include adjustments, shown on the July and November payment notices.

District	TOWN OF BRIDGEPORT	County	CRAWFORD	Co-muni code	12-002
-----------------	--------------------	---------------	----------	---------------------	--------

Estimate Information

For an explanation of each aid payment listed below, review the additional information in this notice.

2025 Original Estimate	
1. County and municipal aid	\$11,004.49
2. Utility aid	\$1,158.91
3. Supplemental county and municipal aid	\$47,947.65
4. Expenditure restraint incentive program	\$0.00
5. Total Estimated 2025 Payments (sum of Lines 1-4)	\$60,111.05

Payment Information

Your local government will receive two distributions in 2025 :

- July 28, 2025: 15% of Line 1, 2, and 3 and 100% of Line 4 (*shown above*)
- November 17, 2025: balance of your 2025 aid payments

County and Municipal Aid

Under state law, the county and municipal aid paid to each county and municipality must be equal to the amount determined in 2012 (sec. 79.036, Wis. Stats.) and adjusted for fallen protective services insurance reimbursement (sec. 79.036(4), Wis. Stats.).

County and Municipal Aid Calculation	
1. Prior year county and municipal aid	\$10,757.86
2. Increase due to sales tax revenue, including adjustments (<i>district changes</i>)	\$247.43
3. Fallen protective services insurance adjustment	-\$0.80
4. Fallen protective services insurance reimbursement (<i>reported to DOR</i>)	\$0.00
5. Total County and Municipal Aid (sum of Lines 1-4)	\$11,004.49

Utility Aid

- Under state law, utility aid is distributed to each county and municipality where tax-exempt utility property is located (sec. 79.04, Wis. Stats.)
- Utility companies report utility property information to DOR annually
- DOR uses the provided information to accurately calculate utility aid (*shown below*)

Utility Aid Calculation	
1. Net book value, <i>as of December 31, 2024 (including expected additions/retirements)</i>	\$386,304.00
2. Total net book value payment	\$1,158.91
3. Minimum payment	\$0.00
4. Megawatt capacity	0.0
5. Megawatt capacity payment	\$0.00
6. Closed/decommissioned production plant (phased down) payment	\$0.00
7. Subtotal (<i>sum of Lines 2, 3, 5 and 6</i>)	\$1,158.91
8. Population cap	\$434,350.00
9. Adjusted subtotal (<i>lesser of Line 7 or Line 8</i>)	\$1,158.91
10. Adjacent site incentive payment	\$0.00
11. Baseload incentive payment	\$0.00
12. Co-generation incentive payment	\$0.00
13. Alternative energy incentive payment	\$0.00
14. Total incentive payments (<i>sum of Lines 10 through 13</i>)	\$0.00
15. Spent nuclear fuel payment	\$0.00
16. Total Utility Aid – this is the utility aid payment listed on the front of the estimate (<i>sum of Lines 9, 14 and 15</i>)	\$1,158.91

Supplemental County and Municipal Aid

- Under state law, supplemental county and municipal aid paid to each county and municipality is determined by 2023 Wisconsin Act 12 (sec. 79.037, Wis. Stats.)
- For detailed information, review [county and municipal aid spreadsheet](#)

Supplemental County and Municipal Aid Calculation	
1. Prior year supplemental county and municipal aid	\$46,869.65
2. Increase due to sales tax revenue including adjustments (<i>district changes</i>)	\$1,078.00
3. Total Supplemental County and Municipal Aid (<i>sum of Lines 1 and 2</i>)	\$47,947.65

Expenditure Restraint Incentive Program

- Only municipalities are eligible to receive Expenditure Restraint Incentive Program (ERIP) payments
- Under state law, in 2025, each municipality will receive a payment that is equal to the amount of the payment received by the municipality in 2024 (sec. 79.05(4), Wis. Stats., from 2023 WI Act 12 – notwithstanding subs. (2) and (3))

Contact Information

If you have questions, contact us at lgs@wisconsin.gov, (608) 266-8618 or (608) 261-5167.



State of Wisconsin • DEPARTMENT OF REVENUE

DIVISION OF STATE AND LOCAL FINANCE • BUREAU OF LOCAL GOVERNMENT SERVICES • 2135 RIMROCK RD MADISON, WI 53713

Mailing Address:
PO Box 8971 #6-97
Madison WI 53708-8971
Fax: (608) 264-6887
lgs@wisconsin.gov

September 13, 2024

CHARITY SMITH
TOWN OF CLAYTON
13069 STATE HWY 61
SOLDIERS GROVE WI 54655

Notice of Shared Revenue – 2025 Original Estimate

Notice Information

The Wisconsin Department of Revenue (DOR) is providing the **estimated** shared revenue amounts your local government will receive in 2025 under current state law for county and municipal aid, supplemental county and municipal aid, utility aid and the expenditure restraint incentive program. This does not include adjustments, shown on the July and November payment notices.

District	TOWN OF CLAYTON	County	CRAWFORD	Co-muni code	12-004
-----------------	-----------------	---------------	----------	---------------------	--------

Estimate Information

For an explanation of each aid payment listed below, review the additional information in this notice.

2025 Original Estimate	
1. County and municipal aid	\$37,470.63
2. Utility aid	\$32.62
3. Supplemental county and municipal aid	\$48,823.71
4. Expenditure restraint incentive program	\$0.00
5. Total Estimated 2025 Payments (sum of Lines 1-4)	\$86,326.96

Payment Information

Your local government will receive two distributions in 2025 :

- July 28, 2025: 15% of Line 1, 2, and 3 and 100% of Line 4 (*shown above*)
- November 17, 2025: balance of your 2025 aid payments

County and Municipal Aid

Under state law, the county and municipal aid paid to each county and municipality must be equal to the amount determined in 2012 (sec. 79.036, Wis. Stats.) and adjusted for fallen protective services insurance reimbursement (sec. 79.036(4), Wis. Stats.).

County and Municipal Aid Calculation	
1. Prior year county and municipal aid	\$36,630.83
2. Increase due to sales tax revenue, including adjustments (<i>district changes</i>)	\$842.51
3. Fallen protective services insurance adjustment	-\$2.71
4. Fallen protective services insurance reimbursement (<i>reported to DOR</i>)	\$0.00
5. Total County and Municipal Aid (sum of Lines 1-4)	\$37,470.63

Utility Aid

- Under state law, utility aid is distributed to each county and municipality where tax-exempt utility property is located (sec. 79.04, Wis. Stats.)
- Utility companies report utility property information to DOR annually
- DOR uses the provided information to accurately calculate utility aid (*shown below*)

Utility Aid Calculation	
1. Net book value, <i>as of December 31, 2024 (including expected additions/retirements)</i>	\$10,872.00
2. Total net book value payment	\$32.62
3. Minimum payment	\$0.00
4. Megawatt capacity	0.0
5. Megawatt capacity payment	\$0.00
6. Closed/decommissioned production plant (phased down) payment	\$0.00
7. Subtotal (<i>sum of Lines 2, 3, 5 and 6</i>)	\$32.62
8. Population cap	\$453,900.00
9. Adjusted subtotal (<i>lesser of Line 7 or Line 8</i>)	\$32.62
10. Adjacent site incentive payment	\$0.00
11. Baseload incentive payment	\$0.00
12. Co-generation incentive payment	\$0.00
13. Alternative energy incentive payment	\$0.00
14. Total incentive payments (<i>sum of Lines 10 through 13</i>)	\$0.00
15. Spent nuclear fuel payment	\$0.00
16. Total Utility Aid – this is the utility aid payment listed on the front of the estimate (<i>sum of Lines 9, 14 and 15</i>)	\$32.62

Supplemental County and Municipal Aid

- Under state law, supplemental county and municipal aid paid to each county and municipality is determined by 2023 Wisconsin Act 12 (sec. 79.037, Wis. Stats.)
- For detailed information, review [county and municipal aid spreadsheet](#)

Supplemental County and Municipal Aid Calculation	
1. Prior year supplemental county and municipal aid	\$47,726.01
2. Increase due to sales tax revenue including adjustments (<i>district changes</i>)	\$1,097.70
3. Total Supplemental County and Municipal Aid (<i>sum of Lines 1 and 2</i>)	\$48,823.71

Expenditure Restraint Incentive Program

- Only municipalities are eligible to receive Expenditure Restraint Incentive Program (ERIP) payments
- Under state law, in 2025, each municipality will receive a payment that is equal to the amount of the payment received by the municipality in 2024 (sec. 79.05(4), Wis. Stats., from 2023 WI Act 12 – notwithstanding subs. (2) and (3))

Contact Information

If you have questions, contact us at lgs@wisconsin.gov, (608) 266-8618 or (608) 261-5167.



State of Wisconsin • DEPARTMENT OF REVENUE

DIVISION OF STATE AND LOCAL FINANCE • BUREAU OF LOCAL GOVERNMENT SERVICES • 2135 RIMROCK RD MADISON, WI 53713

Mailing Address:
PO Box 8971 #6-97
Madison WI 53708-8971
Fax: (608) 264-6887
lgs@wisconsin.gov

September 13, 2024

JANN STURMER
TOWN OF EASTMAN
PO BOX 142
EASTMAN WI 54626-0142

Notice of Shared Revenue – 2025 Original Estimate

Notice Information

The Wisconsin Department of Revenue (DOR) is providing the **estimated** shared revenue amounts your local government will receive in 2025 under current state law for county and municipal aid, supplemental county and municipal aid, utility aid and the expenditure restraint incentive program. This does not include adjustments, shown on the July and November payment notices.

District	TOWN OF EASTMAN	County	CRAWFORD	Co-muni code	12-006
-----------------	-----------------	---------------	----------	---------------------	--------

Estimate Information

For an explanation of each aid payment listed below, review the additional information in this notice.

2025 Original Estimate	
1. County and municipal aid	\$37,580.67
2. Utility aid	\$174.32
3. Supplemental county and municipal aid	\$43,394.70
4. Expenditure restraint incentive program	\$0.00
5. Total Estimated 2025 Payments (sum of Lines 1-4)	\$81,149.69

Payment Information

Your local government will receive two distributions in 2025 :

- July 28, 2025: 15% of Line 1, 2, and 3 and 100% of Line 4 (*shown above*)
- November 17, 2025: balance of your 2025 aid payments

County and Municipal Aid

Under state law, the county and municipal aid paid to each county and municipality must be equal to the amount determined in 2012 (sec. 79.036, Wis. Stats.) and adjusted for fallen protective services insurance reimbursement (sec. 79.036(4), Wis. Stats.).

County and Municipal Aid Calculation	
1. Prior year county and municipal aid	\$36,738.41
2. Increase due to sales tax revenue, including adjustments (<i>district changes</i>)	\$844.98
3. Fallen protective services insurance adjustment	-\$2.72
4. Fallen protective services insurance reimbursement (<i>reported to DOR</i>)	\$0.00
5. Total County and Municipal Aid (sum of Lines 1-4)	\$37,580.67

Utility Aid

- Under state law, utility aid is distributed to each county and municipality where tax-exempt utility property is located (sec. 79.04, Wis. Stats.)
- Utility companies report utility property information to DOR annually
- DOR uses the provided information to accurately calculate utility aid (*shown below*)

Utility Aid Calculation	
1. Net book value, <i>as of December 31, 2024 (including expected additions/retirements)</i>	\$58,107.00
2. Total net book value payment	\$174.32
3. Minimum payment	\$0.00
4. Megawatt capacity	0.0
5. Megawatt capacity payment	\$0.00
6. Closed/decommissioned production plant (phased down) payment	\$0.00
7. Subtotal (<i>sum of Lines 2, 3, 5 and 6</i>)	\$174.32
8. Population cap	\$313,650.00
9. Adjusted subtotal (<i>lesser of Line 7 or Line 8</i>)	\$174.32
10. Adjacent site incentive payment	\$0.00
11. Baseload incentive payment	\$0.00
12. Co-generation incentive payment	\$0.00
13. Alternative energy incentive payment	\$0.00
14. Total incentive payments (<i>sum of Lines 10 through 13</i>)	\$0.00
15. Spent nuclear fuel payment	\$0.00
16. Total Utility Aid – this is the utility aid payment listed on the front of the estimate (<i>sum of Lines 9, 14 and 15</i>)	\$174.32

Supplemental County and Municipal Aid

- Under state law, supplemental county and municipal aid paid to each county and municipality is determined by 2023 Wisconsin Act 12 (sec. 79.037, Wis. Stats.)
- For detailed information, review [county and municipal aid spreadsheet](#)

Supplemental County and Municipal Aid Calculation	
1. Prior year supplemental county and municipal aid	\$42,419.06
2. Increase due to sales tax revenue including adjustments (<i>district changes</i>)	\$975.64
3. Total Supplemental County and Municipal Aid (<i>sum of Lines 1 and 2</i>)	\$43,394.70

Expenditure Restraint Incentive Program

- Only municipalities are eligible to receive Expenditure Restraint Incentive Program (ERIP) payments
- Under state law, in 2025, each municipality will receive a payment that is equal to the amount of the payment received by the municipality in 2024 (sec. 79.05(4), Wis. Stats., from 2023 WI Act 12 – notwithstanding subs. (2) and (3))

Contact Information

If you have questions, contact us at lgs@wisconsin.gov, (608) 266-8618 or (608) 261-5167.



State of Wisconsin • DEPARTMENT OF REVENUE

DIVISION OF STATE AND LOCAL FINANCE • BUREAU OF LOCAL GOVERNMENT SERVICES • 2135 RIMROCK RD MADISON, WI 53713

Mailing Address:
PO Box 8971 #6-97
Madison WI 53708-8971
Fax: (608) 264-6887
lgs@wisconsin.gov

September 13, 2024

PEGGY THOMPSON
TOWN OF FREEMAN
10312 BISHOP ROAD
FERRYVILLE WI 54628

Notice of Shared Revenue – 2025 Original Estimate

Notice Information

The Wisconsin Department of Revenue (DOR) is providing the **estimated** shared revenue amounts your local government will receive in 2025 under current state law for county and municipal aid, supplemental county and municipal aid, utility aid and the expenditure restraint incentive program. This does not include adjustments, shown on the July and November payment notices.

District	TOWN OF FREEMAN	County	CRAWFORD	Co-muni code	12-008
-----------------	-----------------	---------------	----------	---------------------	--------

Estimate Information

For an explanation of each aid payment listed below, review the additional information in this notice.

2025 Original Estimate	
1. County and municipal aid	\$30,039.00
2. Utility aid	\$0.00
3. Supplemental county and municipal aid	\$43,325.96
4. Expenditure restraint incentive program	\$0.00
5. Total Estimated 2025 Payments (sum of Lines 1-4)	\$73,364.96

Payment Information

Your local government will receive two distributions in 2025 :

- July 28, 2025: 15% of Line 1, 2, and 3 and 100% of Line 4 (*shown above*)
- November 17, 2025: balance of your 2025 aid payments

County and Municipal Aid

Under state law, the county and municipal aid paid to each county and municipality must be equal to the amount determined in 2012 (sec. 79.036, Wis. Stats.) and adjusted for fallen protective services insurance reimbursement (sec. 79.036(4), Wis. Stats.).

County and Municipal Aid Calculation	
1. Prior year county and municipal aid	\$29,365.76
2. Increase due to sales tax revenue, including adjustments (<i>district changes</i>)	\$675.41
3. Fallen protective services insurance adjustment	-\$2.17
4. Fallen protective services insurance reimbursement (<i>reported to DOR</i>)	\$0.00
5. Total County and Municipal Aid (sum of Lines 1-4)	\$30,039.00

Utility Aid

- Under state law, utility aid is distributed to each county and municipality where tax-exempt utility property is located (sec. 79.04, Wis. Stats.)
- Utility companies report utility property information to DOR annually
- DOR uses the provided information to accurately calculate utility aid (*shown below*)

Utility Aid Calculation	
1. Net book value, <i>as of December 31, 2024 (including expected additions/retirements)</i>	\$0.00
2. Total net book value payment	\$0.00
3. Minimum payment	\$0.00
4. Megawatt capacity	0.0
5. Megawatt capacity payment	\$0.00
6. Closed/decommissioned production plant (phased down) payment	\$0.00
7. Subtotal (<i>sum of Lines 2, 3, 5 and 6</i>)	\$0.00
8. Population cap	\$317,475.00
9. Adjusted subtotal (<i>lesser of Line 7 or Line 8</i>)	\$0.00
10. Adjacent site incentive payment	\$0.00
11. Baseload incentive payment	\$0.00
12. Co-generation incentive payment	\$0.00
13. Alternative energy incentive payment	\$0.00
14. Total incentive payments (<i>sum of Lines 10 through 13</i>)	\$0.00
15. Spent nuclear fuel payment	\$0.00
16. Total Utility Aid – this is the utility aid payment listed on the front of the estimate (<i>sum of Lines 9, 14 and 15</i>)	\$0.00

Supplemental County and Municipal Aid

- Under state law, supplemental county and municipal aid paid to each county and municipality is determined by 2023 Wisconsin Act 12 (sec. 79.037, Wis. Stats.)
- For detailed information, review [county and municipal aid spreadsheet](#)

Supplemental County and Municipal Aid Calculation	
1. Prior year supplemental county and municipal aid	\$42,351.87
2. Increase due to sales tax revenue including adjustments (<i>district changes</i>)	\$974.09
3. Total Supplemental County and Municipal Aid (<i>sum of Lines 1 and 2</i>)	\$43,325.96

Expenditure Restraint Incentive Program

- Only municipalities are eligible to receive Expenditure Restraint Incentive Program (ERIP) payments
- Under state law, in 2025, each municipality will receive a payment that is equal to the amount of the payment received by the municipality in 2024 (sec. 79.05(4), Wis. Stats., from 2023 WI Act 12 – notwithstanding subs. (2) and (3))

Contact Information

If you have questions, contact us at lgs@wisconsin.gov, (608) 266-8618 or (608) 261-5167.



State of Wisconsin • DEPARTMENT OF REVENUE

DIVISION OF STATE AND LOCAL FINANCE • BUREAU OF LOCAL GOVERNMENT SERVICES • 2135 RIMROCK RD MADISON, WI 53713

Mailing Address:
PO Box 8971 #6-97
Madison WI 53708-8971
Fax: (608) 264-6887
lgs@wisconsin.gov

September 13, 2024

LUCY SCHWEM
TOWN OF HANEY
21436 CALLOWAY LN
GAYS MILLS WI 54631-8222

Notice of Shared Revenue – 2025 Original Estimate

Notice Information

The Wisconsin Department of Revenue (DOR) is providing the **estimated** shared revenue amounts your local government will receive in 2025 under current state law for county and municipal aid, supplemental county and municipal aid, utility aid and the expenditure restraint incentive program. This does not include adjustments, shown on the July and November payment notices.

District	TOWN OF HANEY	County	CRAWFORD	Co-muni code	12-010
-----------------	---------------	---------------	----------	---------------------	--------

Estimate Information

For an explanation of each aid payment listed below, review the additional information in this notice.

2025 Original Estimate	
1. County and municipal aid	\$45,260.46
2. Utility aid	\$0.00
3. Supplemental county and municipal aid	\$36,175.61
4. Expenditure restraint incentive program	\$0.00
5. Total Estimated 2025 Payments (sum of Lines 1-4)	\$81,436.07

Payment Information

Your local government will receive two distributions in 2025 :

- July 28, 2025: 15% of Line 1, 2, and 3 and 100% of Line 4 (*shown above*)
- November 17, 2025: balance of your 2025 aid payments

County and Municipal Aid

Under state law, the county and municipal aid paid to each county and municipality must be equal to the amount determined in 2012 (sec. 79.036, Wis. Stats.) and adjusted for fallen protective services insurance reimbursement (sec. 79.036(4), Wis. Stats.).

County and Municipal Aid Calculation	
1. Prior year county and municipal aid	\$44,246.07
2. Increase due to sales tax revenue, including adjustments (<i>district changes</i>)	\$1,017.66
3. Fallen protective services insurance adjustment	-\$3.27
4. Fallen protective services insurance reimbursement (<i>reported to DOR</i>)	\$0.00
5. Total County and Municipal Aid (sum of Lines 1-4)	\$45,260.46

Utility Aid

- Under state law, utility aid is distributed to each county and municipality where tax-exempt utility property is located (sec. 79.04, Wis. Stats.)
- Utility companies report utility property information to DOR annually
- DOR uses the provided information to accurately calculate utility aid (*shown below*)

Utility Aid Calculation	
1. Net book value, <i>as of December 31, 2024 (including expected additions/retirements)</i>	\$0.00
2. Total net book value payment	\$0.00
3. Minimum payment	\$0.00
4. Megawatt capacity	0.0
5. Megawatt capacity payment	\$0.00
6. Closed/decommissioned production plant (phased down) payment	\$0.00
7. Subtotal (<i>sum of Lines 2, 3, 5 and 6</i>)	\$0.00
8. Population cap	\$135,575.00
9. Adjusted subtotal (<i>lesser of Line 7 or Line 8</i>)	\$0.00
10. Adjacent site incentive payment	\$0.00
11. Baseload incentive payment	\$0.00
12. Co-generation incentive payment	\$0.00
13. Alternative energy incentive payment	\$0.00
14. Total incentive payments (<i>sum of Lines 10 through 13</i>)	\$0.00
15. Spent nuclear fuel payment	\$0.00
16. Total Utility Aid – this is the utility aid payment listed on the front of the estimate (<i>sum of Lines 9, 14 and 15</i>)	\$0.00

Supplemental County and Municipal Aid

- Under state law, supplemental county and municipal aid paid to each county and municipality is determined by 2023 Wisconsin Act 12 (sec. 79.037, Wis. Stats.)
- For detailed information, review [county and municipal aid spreadsheet](#)

Supplemental County and Municipal Aid Calculation	
1. Prior year supplemental county and municipal aid	\$35,362.28
2. Increase due to sales tax revenue including adjustments (<i>district changes</i>)	\$813.33
3. Total Supplemental County and Municipal Aid (<i>sum of Lines 1 and 2</i>)	\$36,175.61

Expenditure Restraint Incentive Program

- Only municipalities are eligible to receive Expenditure Restraint Incentive Program (ERIP) payments
- Under state law, in 2025, each municipality will receive a payment that is equal to the amount of the payment received by the municipality in 2024 (sec. 79.05(4), Wis. Stats., from 2023 WI Act 12 – notwithstanding subs. (2) and (3))

Contact Information

If you have questions, contact us at lgs@wisconsin.gov, (608) 266-8618 or (608) 261-5167.



State of Wisconsin • DEPARTMENT OF REVENUE

DIVISION OF STATE AND LOCAL FINANCE • BUREAU OF LOCAL GOVERNMENT SERVICES • 2135 RIMROCK RD MADISON, WI 53713

Mailing Address:
PO Box 8971 #6-97
Madison WI 53708-8971
Fax: (608) 264-6887
lgs@wisconsin.gov

September 13, 2024

CLIFFORD MONROE
TOWN OF MARIETTA
27483 MELODY LN
BOSCOBEL WI 53805

Notice of Shared Revenue – 2025 Original Estimate

Notice Information

The Wisconsin Department of Revenue (DOR) is providing the **estimated** shared revenue amounts your local government will receive in 2025 under current state law for county and municipal aid, supplemental county and municipal aid, utility aid and the expenditure restraint incentive program. This does not include adjustments, shown on the July and November payment notices.

District	TOWN OF MARIETTA	County	CRAWFORD	Co-muni code	12-012
-----------------	------------------	---------------	----------	---------------------	--------

Estimate Information

For an explanation of each aid payment listed below, review the additional information in this notice.

2025 Original Estimate	
1. County and municipal aid	\$41,502.33
2. Utility aid	\$158.02
3. Supplemental county and municipal aid	\$39,441.86
4. Expenditure restraint incentive program	\$0.00
5. Total Estimated 2025 Payments (sum of Lines 1-4)	\$81,102.21

Payment Information

Your local government will receive two distributions in 2025 :

- July 28, 2025: 15% of Line 1, 2, and 3 and 100% of Line 4 (*shown above*)
- November 17, 2025: balance of your 2025 aid payments

County and Municipal Aid

Under state law, the county and municipal aid paid to each county and municipality must be equal to the amount determined in 2012 (sec. 79.036, Wis. Stats.) and adjusted for fallen protective services insurance reimbursement (sec. 79.036(4), Wis. Stats.).

County and Municipal Aid Calculation	
1. Prior year county and municipal aid	\$40,572.17
2. Increase due to sales tax revenue, including adjustments (<i>district changes</i>)	\$933.16
3. Fallen protective services insurance adjustment	-\$3.00
4. Fallen protective services insurance reimbursement (<i>reported to DOR</i>)	\$0.00
5. Total County and Municipal Aid (sum of Lines 1-4)	\$41,502.33

Utility Aid

- Under state law, utility aid is distributed to each county and municipality where tax-exempt utility property is located (sec. 79.04, Wis. Stats.)
- Utility companies report utility property information to DOR annually
- DOR uses the provided information to accurately calculate utility aid (*shown below*)

Utility Aid Calculation	
1. Net book value, as of December 31, 2024 (including expected additions/retirements)	\$52,674.00
2. Total net book value payment	\$158.02
3. Minimum payment	\$0.00
4. Megawatt capacity	0.0
5. Megawatt capacity payment	\$0.00
6. Closed/decommissioned production plant (phased down) payment	\$0.00
7. Subtotal (sum of Lines 2, 3, 5 and 6)	\$158.02
8. Population cap	\$217,600.00
9. Adjusted subtotal (lesser of Line 7 or Line 8)	\$158.02
10. Adjacent site incentive payment	\$0.00
11. Baseload incentive payment	\$0.00
12. Co-generation incentive payment	\$0.00
13. Alternative energy incentive payment	\$0.00
14. Total incentive payments (sum of Lines 10 through 13)	\$0.00
15. Spent nuclear fuel payment	\$0.00
16. Total Utility Aid – this is the utility aid payment listed on the front of the estimate (sum of Lines 9, 14 and 15)	\$158.02

Supplemental County and Municipal Aid

- Under state law, supplemental county and municipal aid paid to each county and municipality is determined by 2023 Wisconsin Act 12 (sec. 79.037, Wis. Stats.)
- For detailed information, review [county and municipal aid spreadsheet](#)

Supplemental County and Municipal Aid Calculation	
1. Prior year supplemental county and municipal aid	\$38,555.09
2. Increase due to sales tax revenue including adjustments (<i>district changes</i>)	\$886.77
3. Total Supplemental County and Municipal Aid (sum of Lines 1 and 2)	\$39,441.86

Expenditure Restraint Incentive Program

- Only municipalities are eligible to receive Expenditure Restraint Incentive Program (ERIP) payments
- Under state law, in 2025, each municipality will receive a payment that is equal to the amount of the payment received by the municipality in 2024 (sec. 79.05(4), Wis. Stats., from 2023 WI Act 12 – notwithstanding subs. (2) and (3))

Contact Information

If you have questions, contact us at lgs@wisconsin.gov, (608) 266-8618 or (608) 261-5167.



State of Wisconsin • DEPARTMENT OF REVENUE

DIVISION OF STATE AND LOCAL FINANCE • BUREAU OF LOCAL GOVERNMENT SERVICES • 2135 RIMROCK RD MADISON, WI 53713

Mailing Address:
PO Box 8971 #6-97
Madison WI 53708-8971
Fax: (608) 264-6887
lgs@wisconsin.gov

September 13, 2024

TARRA BREWER
TOWN OF PRAIRIE DU CHIEN
33450 COUNTY K
PRAIRIE DU CHIEN WI 53821

Notice of Shared Revenue – 2025 Original Estimate

Notice Information

The Wisconsin Department of Revenue (DOR) is providing the **estimated** shared revenue amounts your local government will receive in 2025 under current state law for county and municipal aid, supplemental county and municipal aid, utility aid and the expenditure restraint incentive program. This does not include adjustments, shown on the July and November payment notices.

District	TOWN OF PRAIRIE DU CHIEN	County	CRAWFORD	Co-muni code	12-014
-----------------	--------------------------	---------------	----------	---------------------	--------

Estimate Information

For an explanation of each aid payment listed below, review the additional information in this notice.

2025 Original Estimate	
1. County and municipal aid	\$54,496.52
2. Utility aid	\$659.16
3. Supplemental county and municipal aid	\$47,088.72
4. Expenditure restraint incentive program	\$0.00
5. Total Estimated 2025 Payments (sum of Lines 1-4)	\$102,244.40

Payment Information

Your local government will receive two distributions in 2025 :

- July 28, 2025: 15% of Line 1, 2, and 3 and 100% of Line 4 (*shown above*)
- November 17, 2025: balance of your 2025 aid payments

County and Municipal Aid

Under state law, the county and municipal aid paid to each county and municipality must be equal to the amount determined in 2012 (sec. 79.036, Wis. Stats.) and adjusted for fallen protective services insurance reimbursement (sec. 79.036(4), Wis. Stats.).

County and Municipal Aid Calculation	
1. Prior year county and municipal aid	\$53,275.13
2. Increase due to sales tax revenue, including adjustments (<i>district changes</i>)	\$1,225.33
3. Fallen protective services insurance adjustment	-\$3.94
4. Fallen protective services insurance reimbursement (<i>reported to DOR</i>)	\$0.00
5. Total County and Municipal Aid (sum of Lines 1-4)	\$54,496.52

Utility Aid

- Under state law, utility aid is distributed to each county and municipality where tax-exempt utility property is located (sec. 79.04, Wis. Stats.)
- Utility companies report utility property information to DOR annually
- DOR uses the provided information to accurately calculate utility aid (*shown below*)

Utility Aid Calculation	
1. Net book value, <i>as of December 31, 2024 (including expected additions/retirements)</i>	\$219,720.00
2. Total net book value payment	\$659.16
3. Minimum payment	\$0.00
4. Megawatt capacity	0.0
5. Megawatt capacity payment	\$0.00
6. Closed/decommissioned production plant (phased down) payment	\$0.00
7. Subtotal (<i>sum of Lines 2, 3, 5 and 6</i>)	\$659.16
8. Population cap	\$402,475.00
9. Adjusted subtotal (<i>lesser of Line 7 or Line 8</i>)	\$659.16
10. Adjacent site incentive payment	\$0.00
11. Baseload incentive payment	\$0.00
12. Co-generation incentive payment	\$0.00
13. Alternative energy incentive payment	\$0.00
14. Total incentive payments (<i>sum of Lines 10 through 13</i>)	\$0.00
15. Spent nuclear fuel payment	\$0.00
16. Total Utility Aid – this is the utility aid payment listed on the front of the estimate (<i>sum of Lines 9, 14 and 15</i>)	\$659.16

Supplemental County and Municipal Aid

- Under state law, supplemental county and municipal aid paid to each county and municipality is determined by 2023 Wisconsin Act 12 (sec. 79.037, Wis. Stats.)
- For detailed information, review [county and municipal aid spreadsheet](#)

Supplemental County and Municipal Aid Calculation	
1. Prior year supplemental county and municipal aid	\$46,030.03
2. Increase due to sales tax revenue including adjustments (<i>district changes</i>)	\$1,058.69
3. Total Supplemental County and Municipal Aid (<i>sum of Lines 1 and 2</i>)	\$47,088.72

Expenditure Restraint Incentive Program

- Only municipalities are eligible to receive Expenditure Restraint Incentive Program (ERIP) payments
- Under state law, in 2025, each municipality will receive a payment that is equal to the amount of the payment received by the municipality in 2024 (sec. 79.05(4), Wis. Stats., from 2023 WI Act 12 – notwithstanding subs. (2) and (3))

Contact Information

If you have questions, contact us at lgs@wisconsin.gov, (608) 266-8618 or (608) 261-5167.



State of Wisconsin • DEPARTMENT OF REVENUE

DIVISION OF STATE AND LOCAL FINANCE • BUREAU OF LOCAL GOVERNMENT SERVICES • 2135 RIMROCK RD MADISON, WI 53713

Mailing Address:
PO Box 8971 #6-97
Madison WI 53708-8971
Fax: (608) 264-6887
lgs@wisconsin.gov

September 13, 2024

DONNA BELL
TOWN OF SCOTT
45941 BELL CENTER RD
GAYS MILLS WI 54631

Notice of Shared Revenue – 2025 Original Estimate

Notice Information

The Wisconsin Department of Revenue (DOR) is providing the **estimated** shared revenue amounts your local government will receive in 2025 under current state law for county and municipal aid, supplemental county and municipal aid, utility aid and the expenditure restraint incentive program. This does not include adjustments, shown on the July and November payment notices.

District	TOWN OF SCOTT	County	CRAWFORD	Co-muni code	12-016
-----------------	---------------	---------------	----------	---------------------	--------

Estimate Information

For an explanation of each aid payment listed below, review the additional information in this notice.

2025 Original Estimate	
1. County and municipal aid	\$37,988.06
2. Utility aid	\$26.26
3. Supplemental county and municipal aid	\$40,009.08
4. Expenditure restraint incentive program	\$0.00
5. Total Estimated 2025 Payments (sum of Lines 1-4)	\$78,023.40

Payment Information

Your local government will receive two distributions in 2025 :

- July 28, 2025: 15% of Line 1, 2, and 3 and 100% of Line 4 (*shown above*)
- November 17, 2025: balance of your 2025 aid payments

County and Municipal Aid

Under state law, the county and municipal aid paid to each county and municipality must be equal to the amount determined in 2012 (sec. 79.036, Wis. Stats.) and adjusted for fallen protective services insurance reimbursement (sec. 79.036(4), Wis. Stats.).

County and Municipal Aid Calculation	
1. Prior year county and municipal aid	\$37,136.66
2. Increase due to sales tax revenue, including adjustments (<i>district changes</i>)	\$854.14
3. Fallen protective services insurance adjustment	-\$2.74
4. Fallen protective services insurance reimbursement (<i>reported to DOR</i>)	\$0.00
5. Total County and Municipal Aid (sum of Lines 1-4)	\$37,988.06

Utility Aid

- Under state law, utility aid is distributed to each county and municipality where tax-exempt utility property is located (sec. 79.04, Wis. Stats.)
- Utility companies report utility property information to DOR annually
- DOR uses the provided information to accurately calculate utility aid (*shown below*)

Utility Aid Calculation	
1. Net book value, <i>as of December 31, 2024 (including expected additions/retirements)</i>	\$8,754.00
2. Total net book value payment	\$26.26
3. Minimum payment	\$0.00
4. Megawatt capacity	0.0
5. Megawatt capacity payment	\$0.00
6. Closed/decommissioned production plant (phased down) payment	\$0.00
7. Subtotal (<i>sum of Lines 2, 3, 5 and 6</i>)	\$26.26
8. Population cap	\$235,450.00
9. Adjusted subtotal (<i>lesser of Line 7 or Line 8</i>)	\$26.26
10. Adjacent site incentive payment	\$0.00
11. Baseload incentive payment	\$0.00
12. Co-generation incentive payment	\$0.00
13. Alternative energy incentive payment	\$0.00
14. Total incentive payments (<i>sum of Lines 10 through 13</i>)	\$0.00
15. Spent nuclear fuel payment	\$0.00
16. Total Utility Aid – this is the utility aid payment listed on the front of the estimate (<i>sum of Lines 9, 14 and 15</i>)	\$26.26

Supplemental County and Municipal Aid

- Under state law, supplemental county and municipal aid paid to each county and municipality is determined by 2023 Wisconsin Act 12 (sec. 79.037, Wis. Stats.)
- For detailed information, review [county and municipal aid spreadsheet](#)

Supplemental County and Municipal Aid Calculation	
1. Prior year supplemental county and municipal aid	\$39,109.56
2. Increase due to sales tax revenue including adjustments (<i>district changes</i>)	\$899.52
3. Total Supplemental County and Municipal Aid (<i>sum of Lines 1 and 2</i>)	\$40,009.08

Expenditure Restraint Incentive Program

- Only municipalities are eligible to receive Expenditure Restraint Incentive Program (ERIP) payments
- Under state law, in 2025, each municipality will receive a payment that is equal to the amount of the payment received by the municipality in 2024 (sec. 79.05(4), Wis. Stats., from 2023 WI Act 12 – notwithstanding subs. (2) and (3))

Contact Information

If you have questions, contact us at lgs@wisconsin.gov, (608) 266-8618 or (608) 261-5167.



State of Wisconsin • DEPARTMENT OF REVENUE

DIVISION OF STATE AND LOCAL FINANCE • BUREAU OF LOCAL GOVERNMENT SERVICES • 2135 RIMROCK RD MADISON, WI 53713

Mailing Address:
PO Box 8971 #6-97
Madison WI 53708-8971
Fax: (608) 264-6887
lgs@wisconsin.gov

September 13, 2024

JULIE PAYNE
TOWN OF SENECA
PO BOX 14
SENECA WI 54654-0014

Notice of Shared Revenue – 2025 Original Estimate

Notice Information

The Wisconsin Department of Revenue (DOR) is providing the **estimated** shared revenue amounts your local government will receive in 2025 under current state law for county and municipal aid, supplemental county and municipal aid, utility aid and the expenditure restraint incentive program. This does not include adjustments, shown on the July and November payment notices.

District	TOWN OF SENECA	County	CRAWFORD	Co-muni code	12-018
-----------------	----------------	---------------	----------	---------------------	--------

Estimate Information

For an explanation of each aid payment listed below, review the additional information in this notice.

2025 Original Estimate	
1. County and municipal aid	\$43,038.10
2. Utility aid	\$2,919.05
3. Supplemental county and municipal aid	\$46,865.39
4. Expenditure restraint incentive program	\$0.00
5. Total Estimated 2025 Payments (sum of Lines 1-4)	\$92,822.54

Payment Information

Your local government will receive two distributions in 2025 :

- July 28, 2025: 15% of Line 1, 2, and 3 and 100% of Line 4 (*shown above*)
- November 17, 2025: balance of your 2025 aid payments

County and Municipal Aid

Under state law, the county and municipal aid paid to each county and municipality must be equal to the amount determined in 2012 (sec. 79.036, Wis. Stats.) and adjusted for fallen protective services insurance reimbursement (sec. 79.036(4), Wis. Stats.).

County and Municipal Aid Calculation	
1. Prior year county and municipal aid	\$42,073.52
2. Increase due to sales tax revenue, including adjustments (<i>district changes</i>)	\$967.69
3. Fallen protective services insurance adjustment	-\$3.11
4. Fallen protective services insurance reimbursement (<i>reported to DOR</i>)	\$0.00
5. Total County and Municipal Aid (sum of Lines 1-4)	\$43,038.10

Utility Aid

- Under state law, utility aid is distributed to each county and municipality where tax-exempt utility property is located (sec. 79.04, Wis. Stats.)
- Utility companies report utility property information to DOR annually
- DOR uses the provided information to accurately calculate utility aid (*shown below*)

Utility Aid Calculation	
1. Net book value, <i>as of December 31, 2024 (including expected additions/retirements)</i>	\$973,015.00
2. Total net book value payment	\$2,919.05
3. Minimum payment	\$0.00
4. Megawatt capacity	0.0
5. Megawatt capacity payment	\$0.00
6. Closed/decommissioned production plant (phased down) payment	\$0.00
7. Subtotal (<i>sum of Lines 2, 3, 5 and 6</i>)	\$2,919.05
8. Population cap	\$398,225.00
9. Adjusted subtotal (<i>lesser of Line 7 or Line 8</i>)	\$2,919.05
10. Adjacent site incentive payment	\$0.00
11. Baseload incentive payment	\$0.00
12. Co-generation incentive payment	\$0.00
13. Alternative energy incentive payment	\$0.00
14. Total incentive payments (<i>sum of Lines 10 through 13</i>)	\$0.00
15. Spent nuclear fuel payment	\$0.00
16. Total Utility Aid – this is the utility aid payment listed on the front of the estimate (<i>sum of Lines 9, 14 and 15</i>)	\$2,919.05

Supplemental County and Municipal Aid

- Under state law, supplemental county and municipal aid paid to each county and municipality is determined by 2023 Wisconsin Act 12 (sec. 79.037, Wis. Stats.)
- For detailed information, review [county and municipal aid spreadsheet](#)

Supplemental County and Municipal Aid Calculation	
1. Prior year supplemental county and municipal aid	\$45,811.72
2. Increase due to sales tax revenue including adjustments (<i>district changes</i>)	\$1,053.67
3. Total Supplemental County and Municipal Aid (<i>sum of Lines 1 and 2</i>)	\$46,865.39

Expenditure Restraint Incentive Program

- Only municipalities are eligible to receive Expenditure Restraint Incentive Program (ERIP) payments
- Under state law, in 2025, each municipality will receive a payment that is equal to the amount of the payment received by the municipality in 2024 (sec. 79.05(4), Wis. Stats., from 2023 WI Act 12 – notwithstanding subs. (2) and (3))

Contact Information

If you have questions, contact us at lgs@wisconsin.gov, (608) 266-8618 or (608) 261-5167.



State of Wisconsin • DEPARTMENT OF REVENUE

DIVISION OF STATE AND LOCAL FINANCE • BUREAU OF LOCAL GOVERNMENT SERVICES • 2135 RIMROCK RD MADISON, WI 53713

Mailing Address:
PO Box 8971 #6-97
Madison WI 53708-8971
Fax: (608) 264-6887
lgs@wisconsin.gov

September 13, 2024

TANYA PETERSON
TOWN OF UTICA
16436 ORCHARD VIEW RD
GAYS MILLS WI 54631-6272

Notice of Shared Revenue – 2025 Original Estimate

Notice Information

The Wisconsin Department of Revenue (DOR) is providing the **estimated** shared revenue amounts your local government will receive in 2025 under current state law for county and municipal aid, supplemental county and municipal aid, utility aid and the expenditure restraint incentive program. This does not include adjustments, shown on the July and November payment notices.

District	TOWN OF UTICA	County	CRAWFORD	Co-muni code	12-020
-----------------	---------------	---------------	----------	---------------------	--------

Estimate Information

For an explanation of each aid payment listed below, review the additional information in this notice.

2025 Original Estimate	
1. County and municipal aid	\$67,622.12
2. Utility aid	\$349.64
3. Supplemental county and municipal aid	\$41,469.99
4. Expenditure restraint incentive program	\$0.00
5. Total Estimated 2025 Payments (sum of Lines 1-4)	\$109,441.75

Payment Information

Your local government will receive two distributions in 2025 :

- July 28, 2025: 15% of Line 1, 2, and 3 and 100% of Line 4 (*shown above*)
- November 17, 2025: balance of your 2025 aid payments

County and Municipal Aid

Under state law, the county and municipal aid paid to each county and municipality must be equal to the amount determined in 2012 (sec. 79.036, Wis. Stats.) and adjusted for fallen protective services insurance reimbursement (sec. 79.036(4), Wis. Stats.).

County and Municipal Aid Calculation	
1. Prior year county and municipal aid	\$66,106.56
2. Increase due to sales tax revenue, including adjustments (<i>district changes</i>)	\$1,520.45
3. Fallen protective services insurance adjustment	-\$4.89
4. Fallen protective services insurance reimbursement (<i>reported to DOR</i>)	\$0.00
5. Total County and Municipal Aid (sum of Lines 1-4)	\$67,622.12

Utility Aid

- Under state law, utility aid is distributed to each county and municipality where tax-exempt utility property is located (sec. 79.04, Wis. Stats.)
- Utility companies report utility property information to DOR annually
- DOR uses the provided information to accurately calculate utility aid (*shown below*)

Utility Aid Calculation	
1. Net book value, as of December 31, 2024 (including expected additions/retirements)	\$116,546.00
2. Total net book value payment	\$349.64
3. Minimum payment	\$0.00
4. Megawatt capacity	0.0
5. Megawatt capacity payment	\$0.00
6. Closed/decommissioned production plant (phased down) payment	\$0.00
7. Subtotal (sum of Lines 2, 3, 5 and 6)	\$349.64
8. Population cap	\$263,075.00
9. Adjusted subtotal (lesser of Line 7 or Line 8)	\$349.64
10. Adjacent site incentive payment	\$0.00
11. Baseload incentive payment	\$0.00
12. Co-generation incentive payment	\$0.00
13. Alternative energy incentive payment	\$0.00
14. Total incentive payments (sum of Lines 10 through 13)	\$0.00
15. Spent nuclear fuel payment	\$0.00
16. Total Utility Aid – this is the utility aid payment listed on the front of the estimate (sum of Lines 9, 14 and 15)	\$349.64

Supplemental County and Municipal Aid

- Under state law, supplemental county and municipal aid paid to each county and municipality is determined by 2023 Wisconsin Act 12 (sec. 79.037, Wis. Stats.)
- For detailed information, review [county and municipal aid spreadsheet](#)

Supplemental County and Municipal Aid Calculation	
1. Prior year supplemental county and municipal aid	\$40,537.62
2. Increase due to sales tax revenue including adjustments (district changes)	\$932.37
3. Total Supplemental County and Municipal Aid (sum of Lines 1 and 2)	\$41,469.99

Expenditure Restraint Incentive Program

- Only municipalities are eligible to receive Expenditure Restraint Incentive Program (ERIP) payments
- Under state law, in 2025, each municipality will receive a payment that is equal to the amount of the payment received by the municipality in 2024 (sec. 79.05(4), Wis. Stats., from 2023 WI Act 12 – notwithstanding subs. (2) and (3))

Contact Information

If you have questions, contact us at lgs@wisconsin.gov, (608) 266-8618 or (608) 261-5167.



State of Wisconsin • DEPARTMENT OF REVENUE

DIVISION OF STATE AND LOCAL FINANCE • BUREAU OF LOCAL GOVERNMENT SERVICES • 2135 RIMROCK RD MADISON, WI 53713

Mailing Address:
PO Box 8971 #6-97
Madison WI 53708-8971
Fax: (608) 264-6887
lgs@wisconsin.gov

September 13, 2024

SHAWNA WALZ
TOWN OF WAUZEKA
205A E FRONT ST, PO BOX 343
WAUZEKA WI 53826

Notice of Shared Revenue – 2025 Original Estimate

Notice Information

The Wisconsin Department of Revenue (DOR) is providing the **estimated** shared revenue amounts your local government will receive in 2025 under current state law for county and municipal aid, supplemental county and municipal aid, utility aid and the expenditure restraint incentive program. This does not include adjustments, shown on the July and November payment notices.

District	TOWN OF WAUZEKA	County	CRAWFORD	Co-muni code	12-022
-----------------	-----------------	---------------	----------	---------------------	--------

Estimate Information

For an explanation of each aid payment listed below, review the additional information in this notice.

2025 Original Estimate	
1. County and municipal aid	\$47,164.53
2. Utility aid	\$4,675.07
3. Supplemental county and municipal aid	\$37,172.76
4. Expenditure restraint incentive program	\$0.00
5. Total Estimated 2025 Payments (sum of Lines 1-4)	\$89,012.36

Payment Information

Your local government will receive two distributions in 2025 :

- July 28, 2025: 15% of Line 1, 2, and 3 and 100% of Line 4 (*shown above*)
- November 17, 2025: balance of your 2025 aid payments

County and Municipal Aid

Under state law, the county and municipal aid paid to each county and municipality must be equal to the amount determined in 2012 (sec. 79.036, Wis. Stats.) and adjusted for fallen protective services insurance reimbursement (sec. 79.036(4), Wis. Stats.).

County and Municipal Aid Calculation	
1. Prior year county and municipal aid	\$46,107.47
2. Increase due to sales tax revenue, including adjustments (<i>district changes</i>)	\$1,060.47
3. Fallen protective services insurance adjustment	-\$3.41
4. Fallen protective services insurance reimbursement (<i>reported to DOR</i>)	\$0.00
5. Total County and Municipal Aid (sum of Lines 1-4)	\$47,164.53

Utility Aid

- Under state law, utility aid is distributed to each county and municipality where tax-exempt utility property is located (sec. 79.04, Wis. Stats.)
- Utility companies report utility property information to DOR annually
- DOR uses the provided information to accurately calculate utility aid (*shown below*)

Utility Aid Calculation	
1. Net book value, <i>as of December 31, 2024 (including expected additions/retirements)</i>	\$1,558,355.00
2. Total net book value payment	\$4,675.07
3. Minimum payment	\$0.00
4. Megawatt capacity	0.0
5. Megawatt capacity payment	\$0.00
6. Closed/decommissioned production plant (phased down) payment	\$0.00
7. Subtotal (<i>sum of Lines 2, 3, 5 and 6</i>)	\$4,675.07
8. Population cap	\$159,800.00
9. Adjusted subtotal (<i>lesser of Line 7 or Line 8</i>)	\$4,675.07
10. Adjacent site incentive payment	\$0.00
11. Baseload incentive payment	\$0.00
12. Co-generation incentive payment	\$0.00
13. Alternative energy incentive payment	\$0.00
14. Total incentive payments (<i>sum of Lines 10 through 13</i>)	\$0.00
15. Spent nuclear fuel payment	\$0.00
16. Total Utility Aid – this is the utility aid payment listed on the front of the estimate (<i>sum of Lines 9, 14 and 15</i>)	\$4,675.07

Supplemental County and Municipal Aid

- Under state law, supplemental county and municipal aid paid to each county and municipality is determined by 2023 Wisconsin Act 12 (sec. 79.037, Wis. Stats.)
- For detailed information, review [county and municipal aid spreadsheet](#)

Supplemental County and Municipal Aid Calculation	
1. Prior year supplemental county and municipal aid	\$36,337.01
2. Increase due to sales tax revenue including adjustments (<i>district changes</i>)	\$835.75
3. Total Supplemental County and Municipal Aid (<i>sum of Lines 1 and 2</i>)	\$37,172.76

Expenditure Restraint Incentive Program

- Only municipalities are eligible to receive Expenditure Restraint Incentive Program (ERIP) payments
- Under state law, in 2025, each municipality will receive a payment that is equal to the amount of the payment received by the municipality in 2024 (sec. 79.05(4), Wis. Stats., from 2023 WI Act 12 – notwithstanding subs. (2) and (3))

Contact Information

If you have questions, contact us at lgs@wisconsin.gov, (608) 266-8618 or (608) 261-5167.



State of Wisconsin • DEPARTMENT OF REVENUE

DIVISION OF STATE AND LOCAL FINANCE • BUREAU OF LOCAL GOVERNMENT SERVICES • 2135 RIMROCK RD MADISON, WI 53713

Mailing Address:
PO Box 8971 #6-97
Madison WI 53708-8971
Fax: (608) 264-6887
lgs@wisconsin.gov

September 13, 2024

KAREN BELL
VILLAGE OF BELL CENTER
PO BOX 217
GAYS MILLS WI 54631-0217

Notice of Shared Revenue – 2025 Original Estimate

Notice Information

The Wisconsin Department of Revenue (DOR) is providing the **estimated** shared revenue amounts your local government will receive in 2025 under current state law for county and municipal aid, supplemental county and municipal aid, utility aid and the expenditure restraint incentive program. This does not include adjustments, shown on the July and November payment notices.

District	VILLAGE OF BELL CENTER	County	CRAWFORD	Co-muni code	12-106
-----------------	------------------------	---------------	----------	---------------------	--------

Estimate Information

For an explanation of each aid payment listed below, review the additional information in this notice.

2025 Original Estimate	
1. County and municipal aid	\$29,281.67
2. Utility aid	\$16,012.02
3. Supplemental county and municipal aid	\$32,547.44
4. Expenditure restraint incentive program	\$0.00
5. Total Estimated 2025 Payments (sum of Lines 1-4)	\$77,841.13

Payment Information

Your local government will receive two distributions in 2025 :

- July 28, 2025: 15% of Line 1, 2, and 3 and 100% of Line 4 (*shown above*)
- November 17, 2025: balance of your 2025 aid payments

County and Municipal Aid

Under state law, the county and municipal aid paid to each county and municipality must be equal to the amount determined in 2012 (sec. 79.036, Wis. Stats.) and adjusted for fallen protective services insurance reimbursement (sec. 79.036(4), Wis. Stats.).

County and Municipal Aid Calculation	
1. Prior year county and municipal aid	\$28,625.41
2. Increase due to sales tax revenue, including adjustments (<i>district changes</i>)	\$658.38
3. Fallen protective services insurance adjustment	-\$2.12
4. Fallen protective services insurance reimbursement (<i>reported to DOR</i>)	\$0.00
5. Total County and Municipal Aid (sum of Lines 1-4)	\$29,281.67

Utility Aid

- Under state law, utility aid is distributed to each county and municipality where tax-exempt utility property is located (sec. 79.04, Wis. Stats.)
- Utility companies report utility property information to DOR annually
- DOR uses the provided information to accurately calculate utility aid (*shown below*)

Utility Aid Calculation	
1. Net book value, as of December 31, 2024 (including expected additions/retirements)	\$2,668,670.00
2. Total net book value payment	\$16,012.02
3. Minimum payment	\$0.00
4. Megawatt capacity	0.0
5. Megawatt capacity payment	\$0.00
6. Closed/decommissioned production plant (phased down) payment	\$0.00
7. Subtotal (sum of Lines 2, 3, 5 and 6)	\$16,012.02
8. Population cap	\$45,900.00
9. Adjusted subtotal (lesser of Line 7 or Line 8)	\$16,012.02
10. Adjacent site incentive payment	\$0.00
11. Baseload incentive payment	\$0.00
12. Co-generation incentive payment	\$0.00
13. Alternative energy incentive payment	\$0.00
14. Total incentive payments (sum of Lines 10 through 13)	\$0.00
15. Spent nuclear fuel payment	\$0.00
16. Total Utility Aid – this is the utility aid payment listed on the front of the estimate (sum of Lines 9, 14 and 15)	\$16,012.02

Supplemental County and Municipal Aid

- Under state law, supplemental county and municipal aid paid to each county and municipality is determined by 2023 Wisconsin Act 12 (sec. 79.037, Wis. Stats.)
- For detailed information, review [county and municipal aid spreadsheet](#)

Supplemental County and Municipal Aid Calculation	
1. Prior year supplemental county and municipal aid	\$31,815.68
2. Increase due to sales tax revenue including adjustments (district changes)	\$731.76
3. Total Supplemental County and Municipal Aid (sum of Lines 1 and 2)	\$32,547.44

Expenditure Restraint Incentive Program

- Only municipalities are eligible to receive Expenditure Restraint Incentive Program (ERIP) payments
- Under state law, in 2025, each municipality will receive a payment that is equal to the amount of the payment received by the municipality in 2024 (sec. 79.05(4), Wis. Stats., from 2023 WI Act 12 – notwithstanding subs. (2) and (3))

Contact Information

If you have questions, contact us at lgs@wisconsin.gov, (608) 266-8618 or (608) 261-5167.



State of Wisconsin • DEPARTMENT OF REVENUE

DIVISION OF STATE AND LOCAL FINANCE • BUREAU OF LOCAL GOVERNMENT SERVICES • 2135 RIMROCK RD MADISON, WI 53713

Mailing Address:
PO Box 8971 #6-97
Madison WI 53708-8971
Fax: (608) 264-6887
lgs@wisconsin.gov

September 13, 2024

TERI LAVENDER
VILLAGE OF EASTMAN
PO BOX 42
EASTMAN WI 54626-0042

Notice of Shared Revenue – 2025 Original Estimate

Notice Information

The Wisconsin Department of Revenue (DOR) is providing the **estimated** shared revenue amounts your local government will receive in 2025 under current state law for county and municipal aid, supplemental county and municipal aid, utility aid and the expenditure restraint incentive program. This does not include adjustments, shown on the July and November payment notices.

District	VILLAGE OF EASTMAN	County	CRAWFORD	Co-muni code	12-121
-----------------	--------------------	---------------	----------	---------------------	--------

Estimate Information

For an explanation of each aid payment listed below, review the additional information in this notice.

2025 Original Estimate	
1. County and municipal aid	\$71,855.71
2. Utility aid	\$0.00
3. Supplemental county and municipal aid	\$36,691.39
4. Expenditure restraint incentive program	\$16.10
5. Total Estimated 2025 Payments (sum of Lines 1-4)	\$108,563.20

Payment Information

Your local government will receive two distributions in 2025 :

- July 28, 2025: 15% of Line 1, 2, and 3 and 100% of Line 4 (*shown above*)
- November 17, 2025: balance of your 2025 aid payments

County and Municipal Aid

Under state law, the county and municipal aid paid to each county and municipality must be equal to the amount determined in 2012 (sec. 79.036, Wis. Stats.) and adjusted for fallen protective services insurance reimbursement (sec. 79.036(4), Wis. Stats.).

County and Municipal Aid Calculation	
1. Prior year county and municipal aid	\$70,245.26
2. Increase due to sales tax revenue, including adjustments (<i>district changes</i>)	\$1,615.64
3. Fallen protective services insurance adjustment	-\$5.19
4. Fallen protective services insurance reimbursement (<i>reported to DOR</i>)	\$0.00
5. Total County and Municipal Aid (sum of Lines 1-4)	\$71,855.71

Utility Aid

- Under state law, utility aid is distributed to each county and municipality where tax-exempt utility property is located (sec. 79.04, Wis. Stats.)
- Utility companies report utility property information to DOR annually
- DOR uses the provided information to accurately calculate utility aid (*shown below*)

Utility Aid Calculation	
1. Net book value, <i>as of December 31, 2024 (including expected additions/retirements)</i>	\$0.00
2. Total net book value payment	\$0.00
3. Minimum payment	\$0.00
4. Megawatt capacity	0.0
5. Megawatt capacity payment	\$0.00
6. Closed/decommissioned production plant (phased down) payment	\$0.00
7. Subtotal (<i>sum of Lines 2, 3, 5 and 6</i>)	\$0.00
8. Population cap	\$144,925.00
9. Adjusted subtotal (<i>lesser of Line 7 or Line 8</i>)	\$0.00
10. Adjacent site incentive payment	\$0.00
11. Baseload incentive payment	\$0.00
12. Co-generation incentive payment	\$0.00
13. Alternative energy incentive payment	\$0.00
14. Total incentive payments (<i>sum of Lines 10 through 13</i>)	\$0.00
15. Spent nuclear fuel payment	\$0.00
16. Total Utility Aid – this is the utility aid payment listed on the front of the estimate (<i>sum of Lines 9, 14 and 15</i>)	\$0.00

Supplemental County and Municipal Aid

- Under state law, supplemental county and municipal aid paid to each county and municipality is determined by 2023 Wisconsin Act 12 (sec. 79.037, Wis. Stats.)
- For detailed information, review [county and municipal aid spreadsheet](#)

Supplemental County and Municipal Aid Calculation	
1. Prior year supplemental county and municipal aid	\$35,866.46
2. Increase due to sales tax revenue including adjustments (<i>district changes</i>)	\$824.93
3. Total Supplemental County and Municipal Aid (<i>sum of Lines 1 and 2</i>)	\$36,691.39

Expenditure Restraint Incentive Program

- Only municipalities are eligible to receive Expenditure Restraint Incentive Program (ERIP) payments
- Under state law, in 2025, each municipality will receive a payment that is equal to the amount of the payment received by the municipality in 2024 (sec. 79.05(4), Wis. Stats., from 2023 WI Act 12 – notwithstanding subs. (2) and (3))

Contact Information

If you have questions, contact us at lgs@wisconsin.gov, (608) 266-8618 or (608) 261-5167.



State of Wisconsin • DEPARTMENT OF REVENUE

DIVISION OF STATE AND LOCAL FINANCE • BUREAU OF LOCAL GOVERNMENT SERVICES • 2135 RIMROCK RD MADISON, WI 53713

Mailing Address:
PO Box 8971 #6-97
Madison WI 53708-8971
Fax: (608) 264-6887
lgs@wisconsin.gov

September 13, 2024

CHRISTINE REYNOLDS
VILLAGE OF FERRYVILLE
PO BOX 236
FERRYVILLE WI 54628-0236

Notice of Shared Revenue – 2025 Original Estimate

Notice Information

The Wisconsin Department of Revenue (DOR) is providing the **estimated** shared revenue amounts your local government will receive in 2025 under current state law for county and municipal aid, supplemental county and municipal aid, utility aid and the expenditure restraint incentive program. This does not include adjustments, shown on the July and November payment notices.

District	VILLAGE OF FERRYVILLE	County	CRAWFORD	Co-muni code	12-126
-----------------	-----------------------	---------------	----------	---------------------	--------

Estimate Information

For an explanation of each aid payment listed below, review the additional information in this notice.

2025 Original Estimate	
1. County and municipal aid	\$44,213.48
2. Utility aid	\$0.00
3. Supplemental county and municipal aid	\$34,009.14
4. Expenditure restraint incentive program	\$0.00
5. Total Estimated 2025 Payments (sum of Lines 1-4)	\$78,222.62

Payment Information

Your local government will receive two distributions in 2025 :

- July 28, 2025: 15% of Line 1, 2, and 3 and 100% of Line 4 (*shown above*)
- November 17, 2025: balance of your 2025 aid payments

County and Municipal Aid

Under state law, the county and municipal aid paid to each county and municipality must be equal to the amount determined in 2012 (sec. 79.036, Wis. Stats.) and adjusted for fallen protective services insurance reimbursement (sec. 79.036(4), Wis. Stats.).

County and Municipal Aid Calculation	
1. Prior year county and municipal aid	\$43,222.55
2. Increase due to sales tax revenue, including adjustments (<i>district changes</i>)	\$994.12
3. Fallen protective services insurance adjustment	-\$3.19
4. Fallen protective services insurance reimbursement (<i>reported to DOR</i>)	\$0.00
5. Total County and Municipal Aid (sum of Lines 1-4)	\$44,213.48

Utility Aid

- Under state law, utility aid is distributed to each county and municipality where tax-exempt utility property is located (sec. 79.04, Wis. Stats.)
- Utility companies report utility property information to DOR annually
- DOR uses the provided information to accurately calculate utility aid (*shown below*)

Utility Aid Calculation	
1. Net book value, <i>as of December 31, 2024 (including expected additions/retirements)</i>	\$0.00
2. Total net book value payment	\$0.00
3. Minimum payment	\$0.00
4. Megawatt capacity	0.0
5. Megawatt capacity payment	\$0.00
6. Closed/decommissioned production plant (phased down) payment	\$0.00
7. Subtotal (<i>sum of Lines 2, 3, 5 and 6</i>)	\$0.00
8. Population cap	\$81,175.00
9. Adjusted subtotal (<i>lesser of Line 7 or Line 8</i>)	\$0.00
10. Adjacent site incentive payment	\$0.00
11. Baseload incentive payment	\$0.00
12. Co-generation incentive payment	\$0.00
13. Alternative energy incentive payment	\$0.00
14. Total incentive payments (<i>sum of Lines 10 through 13</i>)	\$0.00
15. Spent nuclear fuel payment	\$0.00
16. Total Utility Aid – this is the utility aid payment listed on the front of the estimate (<i>sum of Lines 9, 14 and 15</i>)	\$0.00

Supplemental County and Municipal Aid

- Under state law, supplemental county and municipal aid paid to each county and municipality is determined by 2023 Wisconsin Act 12 (sec. 79.037, Wis. Stats.)
- For detailed information, review [county and municipal aid spreadsheet](#)

Supplemental County and Municipal Aid Calculation	
1. Prior year supplemental county and municipal aid	\$33,244.52
2. Increase due to sales tax revenue including adjustments (<i>district changes</i>)	\$764.62
3. Total Supplemental County and Municipal Aid (<i>sum of Lines 1 and 2</i>)	\$34,009.14

Expenditure Restraint Incentive Program

- Only municipalities are eligible to receive Expenditure Restraint Incentive Program (ERIP) payments
- Under state law, in 2025, each municipality will receive a payment that is equal to the amount of the payment received by the municipality in 2024 (sec. 79.05(4), Wis. Stats., from 2023 WI Act 12 – notwithstanding subs. (2) and (3))

Contact Information

If you have questions, contact us at lgs@wisconsin.gov, (608) 266-8618 or (608) 261-5167.



State of Wisconsin • DEPARTMENT OF REVENUE

DIVISION OF STATE AND LOCAL FINANCE • BUREAU OF LOCAL GOVERNMENT SERVICES • 2135 RIMROCK RD MADISON, WI 53713

Mailing Address:
PO Box 8971 #6-97
Madison WI 53708-8971
Fax: (608) 264-6887
lgs@wisconsin.gov

September 13, 2024

DAWN MCCANN
VILLAGE OF GAYS MILLS
16381 STATE HWY 131 STE 1
GAYS MILLS WI 54631

Notice of Shared Revenue – 2025 Original Estimate

Notice Information

The Wisconsin Department of Revenue (DOR) is providing the **estimated** shared revenue amounts your local government will receive in 2025 under current state law for county and municipal aid, supplemental county and municipal aid, utility aid and the expenditure restraint incentive program. This does not include adjustments, shown on the July and November payment notices.

District	VILLAGE OF GAYS MILLS	County	CRAWFORD	Co-muni code	12-131
-----------------	-----------------------	---------------	----------	---------------------	--------

Estimate Information

For an explanation of each aid payment listed below, review the additional information in this notice.

2025 Original Estimate	
1. County and municipal aid	\$220,894.29
2. Utility aid	\$3,281.45
3. Supplemental county and municipal aid	\$44,185.50
4. Expenditure restraint incentive program	\$0.00
5. Total Estimated 2025 Payments (sum of Lines 1-4)	\$268,361.24

Payment Information

Your local government will receive two distributions in 2025 :

- July 28, 2025: 15% of Line 1, 2, and 3 and 100% of Line 4 (*shown above*)
- November 17, 2025: balance of your 2025 aid payments

County and Municipal Aid

Under state law, the county and municipal aid paid to each county and municipality must be equal to the amount determined in 2012 (sec. 79.036, Wis. Stats.) and adjusted for fallen protective services insurance reimbursement (sec. 79.036(4), Wis. Stats.).

County and Municipal Aid Calculation	
1. Prior year county and municipal aid	\$215,943.55
2. Increase due to sales tax revenue, including adjustments (<i>district changes</i>)	\$4,966.70
3. Fallen protective services insurance adjustment	-\$15.96
4. Fallen protective services insurance reimbursement (<i>reported to DOR</i>)	\$0.00
5. Total County and Municipal Aid (sum of Lines 1-4)	\$220,894.29

Utility Aid

- Under state law, utility aid is distributed to each county and municipality where tax-exempt utility property is located (sec. 79.04, Wis. Stats.)
- Utility companies report utility property information to DOR annually
- DOR uses the provided information to accurately calculate utility aid (*shown below*)

Utility Aid Calculation	
1. Net book value, <i>as of December 31, 2024 (including expected additions/retirements)</i>	\$546,908.00
2. Total net book value payment	\$3,281.45
3. Minimum payment	\$0.00
4. Megawatt capacity	0.0
5. Megawatt capacity payment	\$0.00
6. Closed/decommissioned production plant (phased down) payment	\$0.00
7. Subtotal (<i>sum of Lines 2, 3, 5 and 6</i>)	\$3,281.45
8. Population cap	\$218,875.00
9. Adjusted subtotal (<i>lesser of Line 7 or Line 8</i>)	\$3,281.45
10. Adjacent site incentive payment	\$0.00
11. Baseload incentive payment	\$0.00
12. Co-generation incentive payment	\$0.00
13. Alternative energy incentive payment	\$0.00
14. Total incentive payments (<i>sum of Lines 10 through 13</i>)	\$0.00
15. Spent nuclear fuel payment	\$0.00
16. Total Utility Aid – this is the utility aid payment listed on the front of the estimate (<i>sum of Lines 9, 14 and 15</i>)	\$3,281.45

Supplemental County and Municipal Aid

- Under state law, supplemental county and municipal aid paid to each county and municipality is determined by 2023 Wisconsin Act 12 (sec. 79.037, Wis. Stats.)
- For detailed information, review [county and municipal aid spreadsheet](#)

Supplemental County and Municipal Aid Calculation	
1. Prior year supplemental county and municipal aid	\$43,192.08
2. Increase due to sales tax revenue including adjustments (<i>district changes</i>)	\$993.42
3. Total Supplemental County and Municipal Aid (<i>sum of Lines 1 and 2</i>)	\$44,185.50

Expenditure Restraint Incentive Program

- Only municipalities are eligible to receive Expenditure Restraint Incentive Program (ERIP) payments
- Under state law, in 2025, each municipality will receive a payment that is equal to the amount of the payment received by the municipality in 2024 (sec. 79.05(4), Wis. Stats., from 2023 WI Act 12 – notwithstanding subs. (2) and (3))

Contact Information

If you have questions, contact us at lgs@wisconsin.gov, (608) 266-8618 or (608) 261-5167.



State of Wisconsin • DEPARTMENT OF REVENUE

DIVISION OF STATE AND LOCAL FINANCE • BUREAU OF LOCAL GOVERNMENT SERVICES • 2135 RIMROCK RD MADISON, WI 53713

Mailing Address:
PO Box 8971 #6-97
Madison WI 53708-8971
Fax: (608) 264-6887
lgs@wisconsin.gov

September 13, 2024

MARK BUETOW
VILLAGE OF LYNXVILLE
362 SPRING ST
LYNXVILLE WI 54626-7134

Notice of Shared Revenue – 2025 Original Estimate

Notice Information

The Wisconsin Department of Revenue (DOR) is providing the **estimated** shared revenue amounts your local government will receive in 2025 under current state law for county and municipal aid, supplemental county and municipal aid, utility aid and the expenditure restraint incentive program. This does not include adjustments, shown on the July and November payment notices.

District	VILLAGE OF LYNXVILLE	County	CRAWFORD	Co-muni code	12-146
-----------------	----------------------	---------------	----------	---------------------	--------

Estimate Information

For an explanation of each aid payment listed below, review the additional information in this notice.

2025 Original Estimate	
1. County and municipal aid	\$37,443.46
2. Utility aid	\$0.00
3. Supplemental county and municipal aid	\$32,977.37
4. Expenditure restraint incentive program	\$0.00
5. Total Estimated 2025 Payments (sum of Lines 1-4)	\$70,420.83

Payment Information

Your local government will receive two distributions in 2025 :

- July 28, 2025: 15% of Line 1, 2, and 3 and 100% of Line 4 (*shown above*)
- November 17, 2025: balance of your 2025 aid payments

County and Municipal Aid

Under state law, the county and municipal aid paid to each county and municipality must be equal to the amount determined in 2012 (sec. 79.036, Wis. Stats.) and adjusted for fallen protective services insurance reimbursement (sec. 79.036(4), Wis. Stats.).

County and Municipal Aid Calculation	
1. Prior year county and municipal aid	\$36,604.27
2. Increase due to sales tax revenue, including adjustments (<i>district changes</i>)	\$841.90
3. Fallen protective services insurance adjustment	-\$2.71
4. Fallen protective services insurance reimbursement (<i>reported to DOR</i>)	\$0.00
5. Total County and Municipal Aid (sum of Lines 1-4)	\$37,443.46

Utility Aid

- Under state law, utility aid is distributed to each county and municipality where tax-exempt utility property is located (sec. 79.04, Wis. Stats.)
- Utility companies report utility property information to DOR annually
- DOR uses the provided information to accurately calculate utility aid (*shown below*)

Utility Aid Calculation	
1. Net book value, <i>as of December 31, 2024 (including expected additions/retirements)</i>	\$0.00
2. Total net book value payment	\$0.00
3. Minimum payment	\$0.00
4. Megawatt capacity	0.0
5. Megawatt capacity payment	\$0.00
6. Closed/decommissioned production plant (phased down) payment	\$0.00
7. Subtotal (<i>sum of Lines 2, 3, 5 and 6</i>)	\$0.00
8. Population cap	\$53,975.00
9. Adjusted subtotal (<i>lesser of Line 7 or Line 8</i>)	\$0.00
10. Adjacent site incentive payment	\$0.00
11. Baseload incentive payment	\$0.00
12. Co-generation incentive payment	\$0.00
13. Alternative energy incentive payment	\$0.00
14. Total incentive payments (<i>sum of Lines 10 through 13</i>)	\$0.00
15. Spent nuclear fuel payment	\$0.00
16. Total Utility Aid – this is the utility aid payment listed on the front of the estimate (<i>sum of Lines 9, 14 and 15</i>)	\$0.00

Supplemental County and Municipal Aid

- Under state law, supplemental county and municipal aid paid to each county and municipality is determined by 2023 Wisconsin Act 12 (sec. 79.037, Wis. Stats.)
- For detailed information, review [county and municipal aid spreadsheet](#)

Supplemental County and Municipal Aid Calculation	
1. Prior year supplemental county and municipal aid	\$32,235.94
2. Increase due to sales tax revenue including adjustments (<i>district changes</i>)	\$741.43
3. Total Supplemental County and Municipal Aid (<i>sum of Lines 1 and 2</i>)	\$32,977.37

Expenditure Restraint Incentive Program

- Only municipalities are eligible to receive Expenditure Restraint Incentive Program (ERIP) payments
- Under state law, in 2025, each municipality will receive a payment that is equal to the amount of the payment received by the municipality in 2024 (sec. 79.05(4), Wis. Stats., from 2023 WI Act 12 – notwithstanding subs. (2) and (3))

Contact Information

If you have questions, contact us at lgs@wisconsin.gov, (608) 266-8618 or (608) 261-5167.



State of Wisconsin • DEPARTMENT OF REVENUE

DIVISION OF STATE AND LOCAL FINANCE • BUREAU OF LOCAL GOVERNMENT SERVICES • 2135 RIMROCK RD MADISON, WI 53713

Mailing Address:
PO Box 8971 #6-97
Madison WI 53708-8971
Fax: (608) 264-6887
lgs@wisconsin.gov

September 13, 2024

KIMBERLY JONES
VILLAGE OF MOUNT STERLING
17103 STATE HWY 27
FERRYVILLE WI 54628

Notice of Shared Revenue – 2025 Original Estimate

Notice Information

The Wisconsin Department of Revenue (DOR) is providing the **estimated** shared revenue amounts your local government will receive in 2025 under current state law for county and municipal aid, supplemental county and municipal aid, utility aid and the expenditure restraint incentive program. This does not include adjustments, shown on the July and November payment notices.

District	VILLAGE OF MOUNT STERLING	County	CRAWFORD	Co-muni code	12-151
-----------------	---------------------------	---------------	----------	---------------------	--------

Estimate Information

For an explanation of each aid payment listed below, review the additional information in this notice.

2025 Original Estimate	
1. County and municipal aid	\$47,466.95
2. Utility aid	\$0.00
3. Supplemental county and municipal aid	\$33,940.36
4. Expenditure restraint incentive program	\$0.00
5. Total Estimated 2025 Payments (sum of Lines 1-4)	\$81,407.31

Payment Information

Your local government will receive two distributions in 2025 :

- July 28, 2025: 15% of Line 1, 2, and 3 and 100% of Line 4 (*shown above*)
- November 17, 2025: balance of your 2025 aid payments

County and Municipal Aid

Under state law, the county and municipal aid paid to each county and municipality must be equal to the amount determined in 2012 (sec. 79.036, Wis. Stats.) and adjusted for fallen protective services insurance reimbursement (sec. 79.036(4), Wis. Stats.).

County and Municipal Aid Calculation	
1. Prior year county and municipal aid	\$46,403.11
2. Increase due to sales tax revenue, including adjustments (<i>district changes</i>)	\$1,067.27
3. Fallen protective services insurance adjustment	-\$3.43
4. Fallen protective services insurance reimbursement (<i>reported to DOR</i>)	\$0.00
5. Total County and Municipal Aid (sum of Lines 1-4)	\$47,466.95

Utility Aid

- Under state law, utility aid is distributed to each county and municipality where tax-exempt utility property is located (sec. 79.04, Wis. Stats.)
- Utility companies report utility property information to DOR annually
- DOR uses the provided information to accurately calculate utility aid (*shown below*)

Utility Aid Calculation	
1. Net book value, <i>as of December 31, 2024 (including expected additions/retirements)</i>	\$0.00
2. Total net book value payment	\$0.00
3. Minimum payment	\$0.00
4. Megawatt capacity	0.0
5. Megawatt capacity payment	\$0.00
6. Closed/decommissioned production plant (phased down) payment	\$0.00
7. Subtotal (<i>sum of Lines 2, 3, 5 and 6</i>)	\$0.00
8. Population cap	\$79,475.00
9. Adjusted subtotal (<i>lesser of Line 7 or Line 8</i>)	\$0.00
10. Adjacent site incentive payment	\$0.00
11. Baseload incentive payment	\$0.00
12. Co-generation incentive payment	\$0.00
13. Alternative energy incentive payment	\$0.00
14. Total incentive payments (<i>sum of Lines 10 through 13</i>)	\$0.00
15. Spent nuclear fuel payment	\$0.00
16. Total Utility Aid – this is the utility aid payment listed on the front of the estimate (<i>sum of Lines 9, 14 and 15</i>)	\$0.00

Supplemental County and Municipal Aid

- Under state law, supplemental county and municipal aid paid to each county and municipality is determined by 2023 Wisconsin Act 12 (sec. 79.037, Wis. Stats.)
- For detailed information, review [county and municipal aid spreadsheet](#)

Supplemental County and Municipal Aid Calculation	
1. Prior year supplemental county and municipal aid	\$33,177.28
2. Increase due to sales tax revenue including adjustments (<i>district changes</i>)	\$763.08
3. Total Supplemental County and Municipal Aid (<i>sum of Lines 1 and 2</i>)	\$33,940.36

Expenditure Restraint Incentive Program

- Only municipalities are eligible to receive Expenditure Restraint Incentive Program (ERIP) payments
- Under state law, in 2025, each municipality will receive a payment that is equal to the amount of the payment received by the municipality in 2024 (sec. 79.05(4), Wis. Stats., from 2023 WI Act 12 – notwithstanding subs. (2) and (3))

Contact Information

If you have questions, contact us at lgs@wisconsin.gov, (608) 266-8618 or (608) 261-5167.



State of Wisconsin • DEPARTMENT OF REVENUE

DIVISION OF STATE AND LOCAL FINANCE • BUREAU OF LOCAL GOVERNMENT SERVICES • 2135 RIMROCK RD MADISON, WI 53713

Mailing Address:
PO Box 8971 #6-97
Madison WI 53708-8971
Fax: (608) 264-6887
lgs@wisconsin.gov

September 13, 2024

KAITLYNN OTT
VILLAGE OF SOLDIERS GROVE
PO BOX 121
SOLDIERS GROVE WI 54655-0121

Notice of Shared Revenue – 2025 Original Estimate

Notice Information

The Wisconsin Department of Revenue (DOR) is providing the **estimated** shared revenue amounts your local government will receive in 2025 under current state law for county and municipal aid, supplemental county and municipal aid, utility aid and the expenditure restraint incentive program. This does not include adjustments, shown on the July and November payment notices.

District	VILLAGE OF SOLDIERS GROVE	County	CRAWFORD	Co-muni code	12-181
-----------------	---------------------------	---------------	----------	---------------------	--------

Estimate Information

For an explanation of each aid payment listed below, review the additional information in this notice.

2025 Original Estimate	
1. County and municipal aid	\$235,769.75
2. Utility aid	\$0.00
3. Supplemental county and municipal aid	\$47,161.04
4. Expenditure restraint incentive program	\$0.00
5. Total Estimated 2025 Payments (sum of Lines 1-4)	\$282,930.79

Payment Information

Your local government will receive two distributions in 2025 :

- July 28, 2025: 15% of Line 1, 2, and 3 and 100% of Line 4 (*shown above*)
- November 17, 2025: balance of your 2025 aid payments

County and Municipal Aid

Under state law, the county and municipal aid paid to each county and municipality must be equal to the amount determined in 2012 (sec. 79.036, Wis. Stats.) and adjusted for fallen protective services insurance reimbursement (sec. 79.036(4), Wis. Stats.).

County and Municipal Aid Calculation	
1. Prior year county and municipal aid	\$230,485.61
2. Increase due to sales tax revenue, including adjustments (<i>district changes</i>)	\$5,301.17
3. Fallen protective services insurance adjustment	-\$17.03
4. Fallen protective services insurance reimbursement (<i>reported to DOR</i>)	\$0.00
5. Total County and Municipal Aid (sum of Lines 1-4)	\$235,769.75

Utility Aid

- Under state law, utility aid is distributed to each county and municipality where tax-exempt utility property is located (sec. 79.04, Wis. Stats.)
- Utility companies report utility property information to DOR annually
- DOR uses the provided information to accurately calculate utility aid (*shown below*)

Utility Aid Calculation	
1. Net book value, <i>as of December 31, 2024 (including expected additions/retirements)</i>	\$0.00
2. Total net book value payment	\$0.00
3. Minimum payment	\$0.00
4. Megawatt capacity	0.0
5. Megawatt capacity payment	\$0.00
6. Closed/decommissioned production plant (phased down) payment	\$0.00
7. Subtotal (<i>sum of Lines 2, 3, 5 and 6</i>)	\$0.00
8. Population cap	\$229,075.00
9. Adjusted subtotal (<i>lesser of Line 7 or Line 8</i>)	\$0.00
10. Adjacent site incentive payment	\$0.00
11. Baseload incentive payment	\$0.00
12. Co-generation incentive payment	\$0.00
13. Alternative energy incentive payment	\$0.00
14. Total incentive payments (<i>sum of Lines 10 through 13</i>)	\$0.00
15. Spent nuclear fuel payment	\$0.00
16. Total Utility Aid – this is the utility aid payment listed on the front of the estimate (<i>sum of Lines 9, 14 and 15</i>)	\$0.00

Supplemental County and Municipal Aid

- Under state law, supplemental county and municipal aid paid to each county and municipality is determined by 2023 Wisconsin Act 12 (sec. 79.037, Wis. Stats.)
- For detailed information, review [county and municipal aid spreadsheet](#)

Supplemental County and Municipal Aid Calculation	
1. Prior year supplemental county and municipal aid	\$46,100.72
2. Increase due to sales tax revenue including adjustments (<i>district changes</i>)	\$1,060.32
3. Total Supplemental County and Municipal Aid (<i>sum of Lines 1 and 2</i>)	\$47,161.04

Expenditure Restraint Incentive Program

- Only municipalities are eligible to receive Expenditure Restraint Incentive Program (ERIP) payments
- Under state law, in 2025, each municipality will receive a payment that is equal to the amount of the payment received by the municipality in 2024 (sec. 79.05(4), Wis. Stats., from 2023 WI Act 12 – notwithstanding subs. (2) and (3))

Contact Information

If you have questions, contact us at lgs@wisconsin.gov, (608) 266-8618 or (608) 261-5167.



State of Wisconsin • DEPARTMENT OF REVENUE

DIVISION OF STATE AND LOCAL FINANCE • BUREAU OF LOCAL GOVERNMENT SERVICES • 2135 RIMROCK RD MADISON, WI 53713

Mailing Address:
PO Box 8971 #6-97
Madison WI 53708-8971
Fax: (608) 264-6887
lgs@wisconsin.gov

September 13, 2024

JOLINDA BUNDERS
VILLAGE OF STEUBEN
123 MIDWAY STREET
STEUBEN WI 54657-0007

Notice of Shared Revenue – 2025 Original Estimate

Notice Information

The Wisconsin Department of Revenue (DOR) is providing the **estimated** shared revenue amounts your local government will receive in 2025 under current state law for county and municipal aid, supplemental county and municipal aid, utility aid and the expenditure restraint incentive program. This does not include adjustments, shown on the July and November payment notices.

District	VILLAGE OF STEUBEN	County	CRAWFORD	Co-muni code	12-182
-----------------	--------------------	---------------	----------	---------------------	--------

Estimate Information

For an explanation of each aid payment listed below, review the additional information in this notice.

2025 Original Estimate	
1. County and municipal aid	\$36,480.28
2. Utility aid	\$0.00
3. Supplemental county and municipal aid	\$32,753.81
4. Expenditure restraint incentive program	\$0.00
5. Total Estimated 2025 Payments (sum of Lines 1-4)	\$69,234.09

Payment Information

Your local government will receive two distributions in 2025 :

- July 28, 2025: 15% of Line 1, 2, and 3 and 100% of Line 4 (*shown above*)
- November 17, 2025: balance of your 2025 aid payments

County and Municipal Aid

Under state law, the county and municipal aid paid to each county and municipality must be equal to the amount determined in 2012 (sec. 79.036, Wis. Stats.) and adjusted for fallen protective services insurance reimbursement (sec. 79.036(4), Wis. Stats.).

County and Municipal Aid Calculation	
1. Prior year county and municipal aid	\$35,662.68
2. Increase due to sales tax revenue, including adjustments (<i>district changes</i>)	\$820.24
3. Fallen protective services insurance adjustment	-\$2.64
4. Fallen protective services insurance reimbursement (<i>reported to DOR</i>)	\$0.00
5. Total County and Municipal Aid (sum of Lines 1-4)	\$36,480.28

Utility Aid

- Under state law, utility aid is distributed to each county and municipality where tax-exempt utility property is located (sec. 79.04, Wis. Stats.)
- Utility companies report utility property information to DOR annually
- DOR uses the provided information to accurately calculate utility aid (*shown below*)

Utility Aid Calculation	
1. Net book value, <i>as of December 31, 2024 (including expected additions/retirements)</i>	\$0.00
2. Total net book value payment	\$0.00
3. Minimum payment	\$0.00
4. Megawatt capacity	0.0
5. Megawatt capacity payment	\$0.00
6. Closed/decommissioned production plant (phased down) payment	\$0.00
7. Subtotal (<i>sum of Lines 2, 3, 5 and 6</i>)	\$0.00
8. Population cap	\$49,725.00
9. Adjusted subtotal (<i>lesser of Line 7 or Line 8</i>)	\$0.00
10. Adjacent site incentive payment	\$0.00
11. Baseload incentive payment	\$0.00
12. Co-generation incentive payment	\$0.00
13. Alternative energy incentive payment	\$0.00
14. Total incentive payments (<i>sum of Lines 10 through 13</i>)	\$0.00
15. Spent nuclear fuel payment	\$0.00
16. Total Utility Aid – this is the utility aid payment listed on the front of the estimate (<i>sum of Lines 9, 14 and 15</i>)	\$0.00

Supplemental County and Municipal Aid

- Under state law, supplemental county and municipal aid paid to each county and municipality is determined by 2023 Wisconsin Act 12 (sec. 79.037, Wis. Stats.)
- For detailed information, review [county and municipal aid spreadsheet](#)

Supplemental County and Municipal Aid Calculation	
1. Prior year supplemental county and municipal aid	\$32,017.41
2. Increase due to sales tax revenue including adjustments (<i>district changes</i>)	\$736.40
3. Total Supplemental County and Municipal Aid (<i>sum of Lines 1 and 2</i>)	\$32,753.81

Expenditure Restraint Incentive Program

- Only municipalities are eligible to receive Expenditure Restraint Incentive Program (ERIP) payments
- Under state law, in 2025, each municipality will receive a payment that is equal to the amount of the payment received by the municipality in 2024 (sec. 79.05(4), Wis. Stats., from 2023 WI Act 12 – notwithstanding subs. (2) and (3))

Contact Information

If you have questions, contact us at lgs@wisconsin.gov, (608) 266-8618 or (608) 261-5167.



State of Wisconsin • DEPARTMENT OF REVENUE

DIVISION OF STATE AND LOCAL FINANCE • BUREAU OF LOCAL GOVERNMENT SERVICES • 2135 RIMROCK RD MADISON, WI 53713

Mailing Address:
PO Box 8971 #6-97
Madison WI 53708-8971
Fax: (608) 264-6887
lgs@wisconsin.gov

September 13, 2024

PHYLLIS GROOM
VILLAGE OF WAUZEKA
PO BOX 344,213B E FRONT ST
WAUZEKA WI 53826-0344

Notice of Shared Revenue – 2025 Original Estimate

Notice Information

The Wisconsin Department of Revenue (DOR) is providing the **estimated** shared revenue amounts your local government will receive in 2025 under current state law for county and municipal aid, supplemental county and municipal aid, utility aid and the expenditure restraint incentive program. This does not include adjustments, shown on the July and November payment notices.

District	VILLAGE OF WAUZEKA	County	CRAWFORD	Co-muni code	12-191
-----------------	--------------------	---------------	----------	---------------------	--------

Estimate Information

For an explanation of each aid payment listed below, review the additional information in this notice.

2025 Original Estimate	
1. County and municipal aid	\$160,355.24
2. Utility aid	\$4,305.15
3. Supplemental county and municipal aid	\$41,418.43
4. Expenditure restraint incentive program	\$746.79
5. Total Estimated 2025 Payments (sum of Lines 1-4)	\$206,825.61

Payment Information

Your local government will receive two distributions in 2025 :

- July 28, 2025: 15% of Line 1, 2, and 3 and 100% of Line 4 (*shown above*)
- November 17, 2025: balance of your 2025 aid payments

County and Municipal Aid

Under state law, the county and municipal aid paid to each county and municipality must be equal to the amount determined in 2012 (sec. 79.036, Wis. Stats.) and adjusted for fallen protective services insurance reimbursement (sec. 79.036(4), Wis. Stats.).

County and Municipal Aid Calculation	
1. Prior year county and municipal aid	\$156,761.32
2. Increase due to sales tax revenue, including adjustments (<i>district changes</i>)	\$3,605.51
3. Fallen protective services insurance adjustment	-\$11.59
4. Fallen protective services insurance reimbursement (<i>reported to DOR</i>)	\$0.00
5. Total County and Municipal Aid (sum of Lines 1-4)	\$160,355.24

Utility Aid

- Under state law, utility aid is distributed to each county and municipality where tax-exempt utility property is located (sec. 79.04, Wis. Stats.)
- Utility companies report utility property information to DOR annually
- DOR uses the provided information to accurately calculate utility aid (*shown below*)

Utility Aid Calculation	
1. Net book value, <i>as of December 31, 2024 (including expected additions/retirements)</i>	\$717,525.00
2. Total net book value payment	\$4,305.15
3. Minimum payment	\$0.00
4. Megawatt capacity	0.0
5. Megawatt capacity payment	\$0.00
6. Closed/decommissioned production plant (phased down) payment	\$0.00
7. Subtotal (<i>sum of Lines 2, 3, 5 and 6</i>)	\$4,305.15
8. Population cap	\$255,850.00
9. Adjusted subtotal (<i>lesser of Line 7 or Line 8</i>)	\$4,305.15
10. Adjacent site incentive payment	\$0.00
11. Baseload incentive payment	\$0.00
12. Co-generation incentive payment	\$0.00
13. Alternative energy incentive payment	\$0.00
14. Total incentive payments (<i>sum of Lines 10 through 13</i>)	\$0.00
15. Spent nuclear fuel payment	\$0.00
16. Total Utility Aid – this is the utility aid payment listed on the front of the estimate (<i>sum of Lines 9, 14 and 15</i>)	\$4,305.15

Supplemental County and Municipal Aid

- Under state law, supplemental county and municipal aid paid to each county and municipality is determined by 2023 Wisconsin Act 12 (sec. 79.037, Wis. Stats.)
- For detailed information, review [county and municipal aid spreadsheet](#)

Supplemental County and Municipal Aid Calculation	
1. Prior year supplemental county and municipal aid	\$40,487.22
2. Increase due to sales tax revenue including adjustments (<i>district changes</i>)	\$931.21
3. Total Supplemental County and Municipal Aid (<i>sum of Lines 1 and 2</i>)	\$41,418.43

Expenditure Restraint Incentive Program

- Only municipalities are eligible to receive Expenditure Restraint Incentive Program (ERIP) payments
- Under state law, in 2025, each municipality will receive a payment that is equal to the amount of the payment received by the municipality in 2024 (sec. 79.05(4), Wis. Stats., from 2023 WI Act 12 – notwithstanding subs. (2) and (3))

Contact Information

If you have questions, contact us at lgs@wisconsin.gov, (608) 266-8618 or (608) 261-5167.



State of Wisconsin • DEPARTMENT OF REVENUE

DIVISION OF STATE AND LOCAL FINANCE • BUREAU OF LOCAL GOVERNMENT SERVICES • 2135 RIMROCK RD MADISON, WI 53713

Mailing Address:
PO Box 8971 #6-97
Madison WI 53708-8971
Fax: (608) 264-6887
lgs@wisconsin.gov

September 13, 2024

TINA FULLER
CITY OF PRAIRIE DU CHIEN
PO BOX 324
PRAIRIE DU CHIEN WI 53821-0324

Notice of Shared Revenue – 2025 Original Estimate

Notice Information

The Wisconsin Department of Revenue (DOR) is providing the **estimated** shared revenue amounts your local government will receive in 2025 under current state law for county and municipal aid, supplemental county and municipal aid, utility aid and the expenditure restraint incentive program. This does not include adjustments, shown on the July and November payment notices.

District	CITY OF PRAIRIE DU CHIEN	County	CRAWFORD	Co-muni code	12-271
-----------------	--------------------------	---------------	----------	---------------------	--------

Estimate Information

For an explanation of each aid payment listed below, review the additional information in this notice.

2025 Original Estimate	
1. County and municipal aid	\$1,244,551.48
2. Utility aid	\$36,878.27
3. Supplemental county and municipal aid	\$295,174.81
4. Expenditure restraint incentive program	\$79,449.78
5. Total Estimated 2025 Payments (sum of Lines 1-4)	\$1,656,054.34

Payment Information

Your local government will receive two distributions in 2025 :

- July 28, 2025: 15% of Line 1, 2, and 3 and 100% of Line 4 (*shown above*)
- November 17, 2025: balance of your 2025 aid payments

County and Municipal Aid

Under state law, the county and municipal aid paid to each county and municipality must be equal to the amount determined in 2012 (sec. 79.036, Wis. Stats.) and adjusted for fallen protective services insurance reimbursement (sec. 79.036(4), Wis. Stats.).

County and Municipal Aid Calculation	
1. Prior year county and municipal aid	\$1,216,658.26
2. Increase due to sales tax revenue, including adjustments (<i>district changes</i>)	\$27,983.14
3. Fallen protective services insurance adjustment	-\$89.92
4. Fallen protective services insurance reimbursement (<i>reported to DOR</i>)	\$0.00
5. Total County and Municipal Aid (sum of Lines 1-4)	\$1,244,551.48

Utility Aid

- Under state law, utility aid is distributed to each county and municipality where tax-exempt utility property is located (sec. 79.04, Wis. Stats.)
- Utility companies report utility property information to DOR annually
- DOR uses the provided information to accurately calculate utility aid (*shown below*)

Utility Aid Calculation	
1. Net book value, <i>as of December 31, 2024 (including expected additions/retirements)</i>	\$6,146,378.00
2. Total net book value payment	\$36,878.27
3. Minimum payment	\$0.00
4. Megawatt capacity	0.0
5. Megawatt capacity payment	\$0.00
6. Closed/decommissioned production plant (phased down) payment	\$0.00
7. Subtotal (<i>sum of Lines 2, 3, 5 and 6</i>)	\$36,878.27
8. Population cap	\$2,342,600.00
9. Adjusted subtotal (<i>lesser of Line 7 or Line 8</i>)	\$36,878.27
10. Adjacent site incentive payment	\$0.00
11. Baseload incentive payment	\$0.00
12. Co-generation incentive payment	\$0.00
13. Alternative energy incentive payment	\$0.00
14. Total incentive payments (<i>sum of Lines 10 through 13</i>)	\$0.00
15. Spent nuclear fuel payment	\$0.00
16. Total Utility Aid – this is the utility aid payment listed on the front of the estimate (<i>sum of Lines 9, 14 and 15</i>)	\$36,878.27

Supplemental County and Municipal Aid

- Under state law, supplemental county and municipal aid paid to each county and municipality is determined by 2023 Wisconsin Act 12 (sec. 79.037, Wis. Stats.)
- For detailed information, review [county and municipal aid spreadsheet](#)

Supplemental County and Municipal Aid Calculation	
1. Prior year supplemental county and municipal aid	\$288,538.43
2. Increase due to sales tax revenue including adjustments (<i>district changes</i>)	\$6,636.38
3. Total Supplemental County and Municipal Aid (<i>sum of Lines 1 and 2</i>)	\$295,174.81

Expenditure Restraint Incentive Program

- Only municipalities are eligible to receive Expenditure Restraint Incentive Program (ERIP) payments
- Under state law, in 2025, each municipality will receive a payment that is equal to the amount of the payment received by the municipality in 2024 (sec. 79.05(4), Wis. Stats., from 2023 WI Act 12 – notwithstanding subs. (2) and (3))

Contact Information

If you have questions, contact us at lgs@wisconsin.gov, (608) 266-8618 or (608) 261-5167.



State of Wisconsin • DEPARTMENT OF REVENUE

DIVISION OF STATE AND LOCAL FINANCE • BUREAU OF LOCAL GOVERNMENT SERVICES • 2135 RIMROCK RD MADISON, WI 53713

Mailing Address:
PO Box 8971 #6-97
Madison WI 53708-8971
Fax: (608) 264-6887
lgs@wisconsin.gov

September 13, 2024

ROBERTA FISHER
COUNTY OF CRAWFORD
225 N BEAUMONT RD #210
PRAIRIE DU CHIEN WI 53821-1445

Notice of Shared Revenue – 2025 Original Estimate

Notice Information

The Wisconsin Department of Revenue (DOR) is providing the **estimated** shared revenue amounts your local government will receive in 2025 under current state law for county and municipal aid, supplemental county and municipal aid, utility aid and the expenditure restraint incentive program. This does not include adjustments, shown on the July and November payment notices.

District	COUNTY OF CRAWFORD	County	CRAWFORD	Co-muni code	12-999
-----------------	--------------------	---------------	----------	---------------------	--------

Estimate Information

For an explanation of each aid payment listed below, review the additional information in this notice.

2025 Original Estimate	
1. County and municipal aid	\$869,306.98
2. Utility aid	\$50,544.51
3. Supplemental county and municipal aid	\$649,539.79
4. Expenditure restraint incentive program	\$0.00
5. Total Estimated 2025 Payments (sum of Lines 1-4)	\$1,569,391.28

Payment Information

Your local government will receive two distributions in 2025 :

- July 28, 2025: 15% of Line 1, 2, and 3 and 100% of Line 4 (*shown above*)
- November 17, 2025: balance of your 2025 aid payments

County and Municipal Aid

Under state law, the county and municipal aid paid to each county and municipality must be equal to the amount determined in 2012 (sec. 79.036, Wis. Stats.) and adjusted for fallen protective services insurance reimbursement (sec. 79.036(4), Wis. Stats.).

County and Municipal Aid Calculation	
1. Prior year county and municipal aid	\$849,823.84
2. Increase due to sales tax revenue, including adjustments (<i>district changes</i>)	\$19,545.95
3. Fallen protective services insurance adjustment	-\$62.81
4. Fallen protective services insurance reimbursement (<i>reported to DOR</i>)	\$0.00
5. Total County and Municipal Aid (sum of Lines 1-4)	\$869,306.98

Utility Aid

- Under state law, utility aid is distributed to each county and municipality where tax-exempt utility property is located (sec. 79.04, Wis. Stats.)
- Utility companies report utility property information to DOR annually
- DOR uses the provided information to accurately calculate utility aid (*shown below*)

Utility Aid Calculation	
1. Net book value, <i>as of December 31, 2024 (including expected additions/retirements)</i>	\$13,463,828.00
2. Total net book value payment	\$50,544.51
3. Minimum payment	\$0.00
4. Megawatt capacity	0.0
5. Megawatt capacity payment	\$0.00
6. Closed/decommissioned production plant (phased down) payment	\$0.00
7. Subtotal (<i>sum of Lines 2, 3, 5 and 6</i>)	\$50,544.51
8. Population cap	\$2,021,125.00
9. Adjusted subtotal (<i>lesser of Line 7 or Line 8</i>)	\$50,544.51
10. Adjacent site incentive payment	\$0.00
11. Baseload incentive payment	\$0.00
12. Co-generation incentive payment	\$0.00
13. Alternative energy incentive payment	\$0.00
14. Total incentive payments (<i>sum of Lines 10 through 13</i>)	\$0.00
15. Spent nuclear fuel payment	\$0.00
16. Total Utility Aid – this is the utility aid payment listed on the front of the estimate (<i>sum of Lines 9, 14 and 15</i>)	\$50,544.51

Supplemental County and Municipal Aid

- Under state law, supplemental county and municipal aid paid to each county and municipality is determined by 2023 Wisconsin Act 12 (sec. 79.037, Wis. Stats.)
- For detailed information, review [county and municipal aid spreadsheet](#)

Supplemental County and Municipal Aid Calculation	
1. Prior year supplemental county and municipal aid	\$634,936.26
2. Increase due to sales tax revenue including adjustments (<i>district changes</i>)	\$14,603.53
3. Total Supplemental County and Municipal Aid (<i>sum of Lines 1 and 2</i>)	\$649,539.79

Expenditure Restraint Incentive Program

- Only municipalities are eligible to receive Expenditure Restraint Incentive Program (ERIP) payments
- Under state law, in 2025, each municipality will receive a payment that is equal to the amount of the payment received by the municipality in 2024 (sec. 79.05(4), Wis. Stats., from 2023 WI Act 12 – notwithstanding subs. (2) and (3))

Contact Information

If you have questions, contact us at lgs@wisconsin.gov, (608) 266-8618 or (608) 261-5167.



State of Wisconsin • DEPARTMENT OF REVENUE

DIVISION OF STATE AND LOCAL FINANCE • BUREAU OF LOCAL GOVERNMENT SERVICES • 2135 RIMROCK RD MADISON, WI 53713

Mailing Address:
PO Box 8971 #6-97
Madison WI 53708-8971
Fax: (608) 264-6887
lgs@wisconsin.gov

September 13, 2024

JULIE HANEWALL
TOWN OF ALBION
620 ALBION RD
EDGERTON WI 53534

Notice of Shared Revenue – 2025 Original Estimate

Notice Information

The Wisconsin Department of Revenue (DOR) is providing the **estimated** shared revenue amounts your local government will receive in 2025 under current state law for county and municipal aid, supplemental county and municipal aid, utility aid and the expenditure restraint incentive program. This does not include adjustments, shown on the July and November payment notices.

District	TOWN OF ALBION	County	DANE	Co-muni code	13-002
-----------------	----------------	---------------	------	---------------------	--------

Estimate Information

For an explanation of each aid payment listed below, review the additional information in this notice.

2025 Original Estimate	
1. County and municipal aid	\$38,893.91
2. Utility aid	\$10,003.94
3. Supplemental county and municipal aid	\$66,230.10
4. Expenditure restraint incentive program	\$0.00
5. Total Estimated 2025 Payments (sum of Lines 1-4)	\$115,127.95

Payment Information

Your local government will receive two distributions in 2025 :

- July 28, 2025: 15% of Line 1, 2, and 3 and 100% of Line 4 (*shown above*)
- November 17, 2025: balance of your 2025 aid payments

County and Municipal Aid

Under state law, the county and municipal aid paid to each county and municipality must be equal to the amount determined in 2012 (sec. 79.036, Wis. Stats.) and adjusted for fallen protective services insurance reimbursement (sec. 79.036(4), Wis. Stats.).

County and Municipal Aid Calculation	
1. Prior year county and municipal aid	\$38,022.21
2. Increase due to sales tax revenue, including adjustments (<i>district changes</i>)	\$874.51
3. Fallen protective services insurance adjustment	-\$2.81
4. Fallen protective services insurance reimbursement (<i>reported to DOR</i>)	\$0.00
5. Total County and Municipal Aid (sum of Lines 1-4)	\$38,893.91

Utility Aid

- Under state law, utility aid is distributed to each county and municipality where tax-exempt utility property is located (sec. 79.04, Wis. Stats.)
- Utility companies report utility property information to DOR annually
- DOR uses the provided information to accurately calculate utility aid (*shown below*)

Utility Aid Calculation	
1. Net book value, <i>as of December 31, 2024 (including expected additions/retirements)</i>	\$3,334,646.00
2. Total net book value payment	\$10,003.94
3. Minimum payment	\$0.00
4. Megawatt capacity	0.0
5. Megawatt capacity payment	\$0.00
6. Closed/decommissioned production plant (phased down) payment	\$0.00
7. Subtotal (<i>sum of Lines 2, 3, 5 and 6</i>)	\$10,003.94
8. Population cap	\$884,425.00
9. Adjusted subtotal (<i>lesser of Line 7 or Line 8</i>)	\$10,003.94
10. Adjacent site incentive payment	\$0.00
11. Baseload incentive payment	\$0.00
12. Co-generation incentive payment	\$0.00
13. Alternative energy incentive payment	\$0.00
14. Total incentive payments (<i>sum of Lines 10 through 13</i>)	\$0.00
15. Spent nuclear fuel payment	\$0.00
16. Total Utility Aid – this is the utility aid payment listed on the front of the estimate (<i>sum of Lines 9, 14 and 15</i>)	\$10,003.94

Supplemental County and Municipal Aid

- Under state law, supplemental county and municipal aid paid to each county and municipality is determined by 2023 Wisconsin Act 12 (sec. 79.037, Wis. Stats.)
- For detailed information, review [county and municipal aid spreadsheet](#)

Supplemental County and Municipal Aid Calculation	
1. Prior year supplemental county and municipal aid	\$64,741.06
2. Increase due to sales tax revenue including adjustments (<i>district changes</i>)	\$1,489.04
3. Total Supplemental County and Municipal Aid (<i>sum of Lines 1 and 2</i>)	\$66,230.10

Expenditure Restraint Incentive Program

- Only municipalities are eligible to receive Expenditure Restraint Incentive Program (ERIP) payments
- Under state law, in 2025, each municipality will receive a payment that is equal to the amount of the payment received by the municipality in 2024 (sec. 79.05(4), Wis. Stats., from 2023 WI Act 12 – notwithstanding subs. (2) and (3))

Contact Information

If you have questions, contact us at lgs@wisconsin.gov, (608) 266-8618 or (608) 261-5167.



State of Wisconsin • DEPARTMENT OF REVENUE

DIVISION OF STATE AND LOCAL FINANCE • BUREAU OF LOCAL GOVERNMENT SERVICES • 2135 RIMROCK RD MADISON, WI 53713

Mailing Address:
PO Box 8971 #6-97
Madison WI 53708-8971
Fax: (608) 264-6887
lgs@wisconsin.gov

September 13, 2024

BRENDA KAHL
TOWN OF BERRY
9046 STATE RD 19
MAZOMANIE WI 53560

Notice of Shared Revenue – 2025 Original Estimate

Notice Information

The Wisconsin Department of Revenue (DOR) is providing the **estimated** shared revenue amounts your local government will receive in 2025 under current state law for county and municipal aid, supplemental county and municipal aid, utility aid and the expenditure restraint incentive program. This does not include adjustments, shown on the July and November payment notices.

District	TOWN OF BERRY	County	DANE	Co-muni code	13-004
-----------------	---------------	---------------	------	---------------------	--------

Estimate Information

For an explanation of each aid payment listed below, review the additional information in this notice.

2025 Original Estimate	
1. County and municipal aid	\$21,146.11
2. Utility aid	\$0.00
3. Supplemental county and municipal aid	\$50,919.14
4. Expenditure restraint incentive program	\$0.00
5. Total Estimated 2025 Payments (sum of Lines 1-4)	\$72,065.25

Payment Information

Your local government will receive two distributions in 2025 :

- July 28, 2025: 15% of Line 1, 2, and 3 and 100% of Line 4 (*shown above*)
- November 17, 2025: balance of your 2025 aid payments

County and Municipal Aid

Under state law, the county and municipal aid paid to each county and municipality must be equal to the amount determined in 2012 (sec. 79.036, Wis. Stats.) and adjusted for fallen protective services insurance reimbursement (sec. 79.036(4), Wis. Stats.).

County and Municipal Aid Calculation	
1. Prior year county and municipal aid	\$20,672.18
2. Increase due to sales tax revenue, including adjustments (<i>district changes</i>)	\$475.46
3. Fallen protective services insurance adjustment	-\$1.53
4. Fallen protective services insurance reimbursement (<i>reported to DOR</i>)	\$0.00
5. Total County and Municipal Aid (sum of Lines 1-4)	\$21,146.11

Utility Aid

- Under state law, utility aid is distributed to each county and municipality where tax-exempt utility property is located (sec. 79.04, Wis. Stats.)
- Utility companies report utility property information to DOR annually
- DOR uses the provided information to accurately calculate utility aid (*shown below*)

Utility Aid Calculation	
1. Net book value, <i>as of December 31, 2024 (including expected additions/retirements)</i>	\$0.00
2. Total net book value payment	\$0.00
3. Minimum payment	\$0.00
4. Megawatt capacity	0.0
5. Megawatt capacity payment	\$0.00
6. Closed/decommissioned production plant (phased down) payment	\$0.00
7. Subtotal (<i>sum of Lines 2, 3, 5 and 6</i>)	\$0.00
8. Population cap	\$500,650.00
9. Adjusted subtotal (<i>lesser of Line 7 or Line 8</i>)	\$0.00
10. Adjacent site incentive payment	\$0.00
11. Baseload incentive payment	\$0.00
12. Co-generation incentive payment	\$0.00
13. Alternative energy incentive payment	\$0.00
14. Total incentive payments (<i>sum of Lines 10 through 13</i>)	\$0.00
15. Spent nuclear fuel payment	\$0.00
16. Total Utility Aid – this is the utility aid payment listed on the front of the estimate (<i>sum of Lines 9, 14 and 15</i>)	\$0.00

Supplemental County and Municipal Aid

- Under state law, supplemental county and municipal aid paid to each county and municipality is determined by 2023 Wisconsin Act 12 (sec. 79.037, Wis. Stats.)
- For detailed information, review [county and municipal aid spreadsheet](#)

Supplemental County and Municipal Aid Calculation	
1. Prior year supplemental county and municipal aid	\$49,774.33
2. Increase due to sales tax revenue including adjustments (<i>district changes</i>)	\$1,144.81
3. Total Supplemental County and Municipal Aid (<i>sum of Lines 1 and 2</i>)	\$50,919.14

Expenditure Restraint Incentive Program

- Only municipalities are eligible to receive Expenditure Restraint Incentive Program (ERIP) payments
- Under state law, in 2025, each municipality will receive a payment that is equal to the amount of the payment received by the municipality in 2024 (sec. 79.05(4), Wis. Stats., from 2023 WI Act 12 – notwithstanding subs. (2) and (3))

Contact Information

If you have questions, contact us at lgs@wisconsin.gov, (608) 266-8618 or (608) 261-5167.



State of Wisconsin • DEPARTMENT OF REVENUE

DIVISION OF STATE AND LOCAL FINANCE • BUREAU OF LOCAL GOVERNMENT SERVICES • 2135 RIMROCK RD MADISON, WI 53713

Mailing Address:
PO Box 8971 #6-97
Madison WI 53708-8971
Fax: (608) 264-6887
lgs@wisconsin.gov

September 13, 2024

STEPHANIE ZWETTLER
TOWN OF BLACK EARTH
PO BOX 426
BLACK EARTH WI 53515

Notice of Shared Revenue – 2025 Original Estimate

Notice Information

The Wisconsin Department of Revenue (DOR) is providing the **estimated** shared revenue amounts your local government will receive in 2025 under current state law for county and municipal aid, supplemental county and municipal aid, utility aid and the expenditure restraint incentive program. This does not include adjustments, shown on the July and November payment notices.

District	TOWN OF BLACK EARTH	County	DANE	Co-muni code	13-006
-----------------	---------------------	---------------	------	---------------------	--------

Estimate Information

For an explanation of each aid payment listed below, review the additional information in this notice.

2025 Original Estimate	
1. County and municipal aid	\$7,425.63
2. Utility aid	\$0.00
3. Supplemental county and municipal aid	\$39,579.37
4. Expenditure restraint incentive program	\$0.00
5. Total Estimated 2025 Payments (sum of Lines 1-4)	\$47,005.00

Payment Information

Your local government will receive two distributions in 2025 :

- July 28, 2025: 15% of Line 1, 2, and 3 and 100% of Line 4 (*shown above*)
- November 17, 2025: balance of your 2025 aid payments

County and Municipal Aid

Under state law, the county and municipal aid paid to each county and municipality must be equal to the amount determined in 2012 (sec. 79.036, Wis. Stats.) and adjusted for fallen protective services insurance reimbursement (sec. 79.036(4), Wis. Stats.).

County and Municipal Aid Calculation	
1. Prior year county and municipal aid	\$7,259.21
2. Increase due to sales tax revenue, including adjustments (<i>district changes</i>)	\$166.96
3. Fallen protective services insurance adjustment	-\$0.54
4. Fallen protective services insurance reimbursement (<i>reported to DOR</i>)	\$0.00
5. Total County and Municipal Aid (sum of Lines 1-4)	\$7,425.63

Utility Aid

- Under state law, utility aid is distributed to each county and municipality where tax-exempt utility property is located (sec. 79.04, Wis. Stats.)
- Utility companies report utility property information to DOR annually
- DOR uses the provided information to accurately calculate utility aid (*shown below*)

Utility Aid Calculation	
1. Net book value, as of December 31, 2024 (including expected additions/retirements)	\$0.00
2. Total net book value payment	\$0.00
3. Minimum payment	\$0.00
4. Megawatt capacity	0.0
5. Megawatt capacity payment	\$0.00
6. Closed/decommissioned production plant (phased down) payment	\$0.00
7. Subtotal (sum of Lines 2, 3, 5 and 6)	\$0.00
8. Population cap	\$221,000.00
9. Adjusted subtotal (lesser of Line 7 or Line 8)	\$0.00
10. Adjacent site incentive payment	\$0.00
11. Baseload incentive payment	\$0.00
12. Co-generation incentive payment	\$0.00
13. Alternative energy incentive payment	\$0.00
14. Total incentive payments (sum of Lines 10 through 13)	\$0.00
15. Spent nuclear fuel payment	\$0.00
16. Total Utility Aid – this is the utility aid payment listed on the front of the estimate (sum of Lines 9, 14 and 15)	\$0.00

Supplemental County and Municipal Aid

- Under state law, supplemental county and municipal aid paid to each county and municipality is determined by 2023 Wisconsin Act 12 (sec. 79.037, Wis. Stats.)
- For detailed information, review [county and municipal aid spreadsheet](#)

Supplemental County and Municipal Aid Calculation	
1. Prior year supplemental county and municipal aid	\$38,689.51
2. Increase due to sales tax revenue including adjustments (district changes)	\$889.86
3. Total Supplemental County and Municipal Aid (sum of Lines 1 and 2)	\$39,579.37

Expenditure Restraint Incentive Program

- Only municipalities are eligible to receive Expenditure Restraint Incentive Program (ERIP) payments
- Under state law, in 2025, each municipality will receive a payment that is equal to the amount of the payment received by the municipality in 2024 (sec. 79.05(4), Wis. Stats., from 2023 WI Act 12 – notwithstanding subs. (2) and (3))

Contact Information

If you have questions, contact us at lgs@wisconsin.gov, (608) 266-8618 or (608) 261-5167.



State of Wisconsin • DEPARTMENT OF REVENUE

DIVISION OF STATE AND LOCAL FINANCE • BUREAU OF LOCAL GOVERNMENT SERVICES • 2135 RIMROCK RD MADISON, WI 53713

Mailing Address:
PO Box 8971 #6-97
Madison WI 53708-8971
Fax: (608) 264-6887
lgs@wisconsin.gov

September 13, 2024

MIKE WOLF
TOWN OF BLOOMING GROVE
1880 S STOUGHTON RD
MADISON WI 53716-2258

Notice of Shared Revenue – 2025 Original Estimate

Notice Information

The Wisconsin Department of Revenue (DOR) is providing the **estimated** shared revenue amounts your local government will receive in 2025 under current state law for county and municipal aid, supplemental county and municipal aid, utility aid and the expenditure restraint incentive program. This does not include adjustments, shown on the July and November payment notices.

District	TOWN OF BLOOMING GROVE	County	DANE	Co-muni code	13-008
-----------------	------------------------	---------------	------	---------------------	--------

Estimate Information

For an explanation of each aid payment listed below, review the additional information in this notice.

2025 Original Estimate	
1. County and municipal aid	\$25,926.46
2. Utility aid	\$18,868.43
3. Supplemental county and municipal aid	\$57,632.67
4. Expenditure restraint incentive program	\$0.00
5. Total Estimated 2025 Payments (sum of Lines 1-4)	\$102,427.56

Payment Information

Your local government will receive two distributions in 2025 :

- July 28, 2025: 15% of Line 1, 2, and 3 and 100% of Line 4 (*shown above*)
- November 17, 2025: balance of your 2025 aid payments

County and Municipal Aid

Under state law, the county and municipal aid paid to each county and municipality must be equal to the amount determined in 2012 (sec. 79.036, Wis. Stats.) and adjusted for fallen protective services insurance reimbursement (sec. 79.036(4), Wis. Stats.).

County and Municipal Aid Calculation	
1. Prior year county and municipal aid	\$25,345.39
2. Increase due to sales tax revenue, including adjustments (<i>district changes</i>)	\$582.94
3. Fallen protective services insurance adjustment	-\$1.87
4. Fallen protective services insurance reimbursement (<i>reported to DOR</i>)	\$0.00
5. Total County and Municipal Aid (sum of Lines 1-4)	\$25,926.46

Utility Aid

- Under state law, utility aid is distributed to each county and municipality where tax-exempt utility property is located (sec. 79.04, Wis. Stats.)
- Utility companies report utility property information to DOR annually
- DOR uses the provided information to accurately calculate utility aid (*shown below*)

Utility Aid Calculation	
1. Net book value, <i>as of December 31, 2024 (including expected additions/retirements)</i>	\$6,289,476.00
2. Total net book value payment	\$18,868.43
3. Minimum payment	\$0.00
4. Megawatt capacity	0.0
5. Megawatt capacity payment	\$0.00
6. Closed/decommissioned production plant (phased down) payment	\$0.00
7. Subtotal (<i>sum of Lines 2, 3, 5 and 6</i>)	\$18,868.43
8. Population cap	\$644,300.00
9. Adjusted subtotal (<i>lesser of Line 7 or Line 8</i>)	\$18,868.43
10. Adjacent site incentive payment	\$0.00
11. Baseload incentive payment	\$0.00
12. Co-generation incentive payment	\$0.00
13. Alternative energy incentive payment	\$0.00
14. Total incentive payments (<i>sum of Lines 10 through 13</i>)	\$0.00
15. Spent nuclear fuel payment	\$0.00
16. Total Utility Aid – this is the utility aid payment listed on the front of the estimate (<i>sum of Lines 9, 14 and 15</i>)	\$18,868.43

Supplemental County and Municipal Aid

- Under state law, supplemental county and municipal aid paid to each county and municipality is determined by 2023 Wisconsin Act 12 (sec. 79.037, Wis. Stats.)
- For detailed information, review [county and municipal aid spreadsheet](#)

Supplemental County and Municipal Aid Calculation	
1. Prior year supplemental county and municipal aid	\$56,336.92
2. Increase due to sales tax revenue including adjustments (<i>district changes</i>)	\$1,295.75
3. Total Supplemental County and Municipal Aid (<i>sum of Lines 1 and 2</i>)	\$57,632.67

Expenditure Restraint Incentive Program

- Only municipalities are eligible to receive Expenditure Restraint Incentive Program (ERIP) payments
- Under state law, in 2025, each municipality will receive a payment that is equal to the amount of the payment received by the municipality in 2024 (sec. 79.05(4), Wis. Stats., from 2023 WI Act 12 – notwithstanding subs. (2) and (3))

Contact Information

If you have questions, contact us at lgs@wisconsin.gov, (608) 266-8618 or (608) 261-5167.



State of Wisconsin • DEPARTMENT OF REVENUE

DIVISION OF STATE AND LOCAL FINANCE • BUREAU OF LOCAL GOVERNMENT SERVICES • 2135 RIMROCK RD MADISON, WI 53713

Mailing Address:
PO Box 8971 #6-97
Madison WI 53708-8971
Fax: (608) 264-6887
lgs@wisconsin.gov

September 13, 2024

AMANDA BURGHY
TOWN OF BLUE MOUNDS
10566 BLUE VISTA RD
BLUE MOUNDS WI 53517-9701

Notice of Shared Revenue – 2025 Original Estimate

Notice Information

The Wisconsin Department of Revenue (DOR) is providing the **estimated** shared revenue amounts your local government will receive in 2025 under current state law for county and municipal aid, supplemental county and municipal aid, utility aid and the expenditure restraint incentive program. This does not include adjustments, shown on the July and November payment notices.

District	TOWN OF BLUE MOUNDS	County	DANE	Co-muni code	13-010
-----------------	---------------------	---------------	------	---------------------	--------

Estimate Information

For an explanation of each aid payment listed below, review the additional information in this notice.

2025 Original Estimate	
1. County and municipal aid	\$9,491.55
2. Utility aid	\$0.00
3. Supplemental county and municipal aid	\$46,161.01
4. Expenditure restraint incentive program	\$0.00
5. Total Estimated 2025 Payments (sum of Lines 1-4)	\$55,652.56

Payment Information

Your local government will receive two distributions in 2025 :

- July 28, 2025: 15% of Line 1, 2, and 3 and 100% of Line 4 (*shown above*)
- November 17, 2025: balance of your 2025 aid payments

County and Municipal Aid

Under state law, the county and municipal aid paid to each county and municipality must be equal to the amount determined in 2012 (sec. 79.036, Wis. Stats.) and adjusted for fallen protective services insurance reimbursement (sec. 79.036(4), Wis. Stats.).

County and Municipal Aid Calculation	
1. Prior year county and municipal aid	\$9,278.83
2. Increase due to sales tax revenue, including adjustments (<i>district changes</i>)	\$213.41
3. Fallen protective services insurance adjustment	-\$0.69
4. Fallen protective services insurance reimbursement (<i>reported to DOR</i>)	\$0.00
5. Total County and Municipal Aid (sum of Lines 1-4)	\$9,491.55

Utility Aid

- Under state law, utility aid is distributed to each county and municipality where tax-exempt utility property is located (sec. 79.04, Wis. Stats.)
- Utility companies report utility property information to DOR annually
- DOR uses the provided information to accurately calculate utility aid (*shown below*)

Utility Aid Calculation	
1. Net book value, <i>as of December 31, 2024 (including expected additions/retirements)</i>	\$0.00
2. Total net book value payment	\$0.00
3. Minimum payment	\$0.00
4. Megawatt capacity	0.0
5. Megawatt capacity payment	\$0.00
6. Closed/decommissioned production plant (phased down) payment	\$0.00
7. Subtotal (<i>sum of Lines 2, 3, 5 and 6</i>)	\$0.00
8. Population cap	\$391,000.00
9. Adjusted subtotal (<i>lesser of Line 7 or Line 8</i>)	\$0.00
10. Adjacent site incentive payment	\$0.00
11. Baseload incentive payment	\$0.00
12. Co-generation incentive payment	\$0.00
13. Alternative energy incentive payment	\$0.00
14. Total incentive payments (<i>sum of Lines 10 through 13</i>)	\$0.00
15. Spent nuclear fuel payment	\$0.00
16. Total Utility Aid – this is the utility aid payment listed on the front of the estimate (<i>sum of Lines 9, 14 and 15</i>)	\$0.00

Supplemental County and Municipal Aid

- Under state law, supplemental county and municipal aid paid to each county and municipality is determined by 2023 Wisconsin Act 12 (sec. 79.037, Wis. Stats.)
- For detailed information, review [county and municipal aid spreadsheet](#)

Supplemental County and Municipal Aid Calculation	
1. Prior year supplemental county and municipal aid	\$45,123.18
2. Increase due to sales tax revenue including adjustments (<i>district changes</i>)	\$1,037.83
3. Total Supplemental County and Municipal Aid (<i>sum of Lines 1 and 2</i>)	\$46,161.01

Expenditure Restraint Incentive Program

- Only municipalities are eligible to receive Expenditure Restraint Incentive Program (ERIP) payments
- Under state law, in 2025, each municipality will receive a payment that is equal to the amount of the payment received by the municipality in 2024 (sec. 79.05(4), Wis. Stats., from 2023 WI Act 12 – notwithstanding subs. (2) and (3))

Contact Information

If you have questions, contact us at lgs@wisconsin.gov, (608) 266-8618 or (608) 261-5167.



State of Wisconsin • DEPARTMENT OF REVENUE

DIVISION OF STATE AND LOCAL FINANCE • BUREAU OF LOCAL GOVERNMENT SERVICES • 2135 RIMROCK RD MADISON, WI 53713

Mailing Address:
PO Box 8971 #6-97
Madison WI 53708-8971
Fax: (608) 264-6887
lgs@wisconsin.gov

September 13, 2024

KIM GROB
TOWN OF BRISTOL
7747 COUNTY RD N
SUN PRAIRIE WI 53590

Notice of Shared Revenue – 2025 Original Estimate

Notice Information

The Wisconsin Department of Revenue (DOR) is providing the **estimated** shared revenue amounts your local government will receive in 2025 under current state law for county and municipal aid, supplemental county and municipal aid, utility aid and the expenditure restraint incentive program. This does not include adjustments, shown on the July and November payment notices.

District	TOWN OF BRISTOL	County	DANE	Co-muni code	13-012
-----------------	-----------------	---------------	------	---------------------	--------

Estimate Information

For an explanation of each aid payment listed below, review the additional information in this notice.

2025 Original Estimate	
1. County and municipal aid	\$30,392.59
2. Utility aid	\$6,681.35
3. Supplemental county and municipal aid	\$107,853.61
4. Expenditure restraint incentive program	\$0.00
5. Total Estimated 2025 Payments (sum of Lines 1-4)	\$144,927.55

Payment Information

Your local government will receive two distributions in 2025 :

- July 28, 2025: 15% of Line 1, 2, and 3 and 100% of Line 4 (*shown above*)
- November 17, 2025: balance of your 2025 aid payments

County and Municipal Aid

Under state law, the county and municipal aid paid to each county and municipality must be equal to the amount determined in 2012 (sec. 79.036, Wis. Stats.) and adjusted for fallen protective services insurance reimbursement (sec. 79.036(4), Wis. Stats.).

County and Municipal Aid Calculation	
1. Prior year county and municipal aid	\$29,711.43
2. Increase due to sales tax revenue, including adjustments (<i>district changes</i>)	\$683.36
3. Fallen protective services insurance adjustment	-\$2.20
4. Fallen protective services insurance reimbursement (<i>reported to DOR</i>)	\$0.00
5. Total County and Municipal Aid (sum of Lines 1-4)	\$30,392.59

Utility Aid

- Under state law, utility aid is distributed to each county and municipality where tax-exempt utility property is located (sec. 79.04, Wis. Stats.)
- Utility companies report utility property information to DOR annually
- DOR uses the provided information to accurately calculate utility aid (*shown below*)

Utility Aid Calculation	
1. Net book value, <i>as of December 31, 2024 (including expected additions/retirements)</i>	\$2,227,116.00
2. Total net book value payment	\$6,681.35
3. Minimum payment	\$0.00
4. Megawatt capacity	0.0
5. Megawatt capacity payment	\$0.00
6. Closed/decommissioned production plant (phased down) payment	\$0.00
7. Subtotal (<i>sum of Lines 2, 3, 5 and 6</i>)	\$6,681.35
8. Population cap	\$1,893,375.00
9. Adjusted subtotal (<i>lesser of Line 7 or Line 8</i>)	\$6,681.35
10. Adjacent site incentive payment	\$0.00
11. Baseload incentive payment	\$0.00
12. Co-generation incentive payment	\$0.00
13. Alternative energy incentive payment	\$0.00
14. Total incentive payments (<i>sum of Lines 10 through 13</i>)	\$0.00
15. Spent nuclear fuel payment	\$0.00
16. Total Utility Aid – this is the utility aid payment listed on the front of the estimate (<i>sum of Lines 9, 14 and 15</i>)	\$6,681.35

Supplemental County and Municipal Aid

- Under state law, supplemental county and municipal aid paid to each county and municipality is determined by 2023 Wisconsin Act 12 (sec. 79.037, Wis. Stats.)
- For detailed information, review [county and municipal aid spreadsheet](#)

Supplemental County and Municipal Aid Calculation	
1. Prior year supplemental county and municipal aid	\$105,428.75
2. Increase due to sales tax revenue including adjustments (<i>district changes</i>)	\$2,424.86
3. Total Supplemental County and Municipal Aid (<i>sum of Lines 1 and 2</i>)	\$107,853.61

Expenditure Restraint Incentive Program

- Only municipalities are eligible to receive Expenditure Restraint Incentive Program (ERIP) payments
- Under state law, in 2025, each municipality will receive a payment that is equal to the amount of the payment received by the municipality in 2024 (sec. 79.05(4), Wis. Stats., from 2023 WI Act 12 – notwithstanding subs. (2) and (3))

Contact Information

If you have questions, contact us at lgs@wisconsin.gov, (608) 266-8618 or (608) 261-5167.



State of Wisconsin • DEPARTMENT OF REVENUE

DIVISION OF STATE AND LOCAL FINANCE • BUREAU OF LOCAL GOVERNMENT SERVICES • 2135 RIMROCK RD MADISON, WI 53713

Mailing Address:
PO Box 8971 #6-97
Madison WI 53708-8971
Fax: (608) 264-6887
lgs@wisconsin.gov

September 13, 2024

PJ LENTZ
TOWN OF BURKE
5365 REINER RD
MADISON WI 53718-6347

Notice of Shared Revenue – 2025 Original Estimate

Notice Information

The Wisconsin Department of Revenue (DOR) is providing the **estimated** shared revenue amounts your local government will receive in 2025 under current state law for county and municipal aid, supplemental county and municipal aid, utility aid and the expenditure restraint incentive program. This does not include adjustments, shown on the July and November payment notices.

District	TOWN OF BURKE	County	DANE	Co-muni code	13-014
-----------------	---------------	---------------	------	---------------------	--------

Estimate Information

For an explanation of each aid payment listed below, review the additional information in this notice.

2025 Original Estimate	
1. County and municipal aid	\$39,079.60
2. Utility aid	\$66,456.43
3. Supplemental county and municipal aid	\$86,715.17
4. Expenditure restraint incentive program	\$0.00
5. Total Estimated 2025 Payments (sum of Lines 1-4)	\$192,251.20

Payment Information

Your local government will receive two distributions in 2025 :

- July 28, 2025: 15% of Line 1, 2, and 3 and 100% of Line 4 (*shown above*)
- November 17, 2025: balance of your 2025 aid payments

County and Municipal Aid

Under state law, the county and municipal aid paid to each county and municipality must be equal to the amount determined in 2012 (sec. 79.036, Wis. Stats.) and adjusted for fallen protective services insurance reimbursement (sec. 79.036(4), Wis. Stats.).

County and Municipal Aid Calculation	
1. Prior year county and municipal aid	\$38,203.73
2. Increase due to sales tax revenue, including adjustments (<i>district changes</i>)	\$878.69
3. Fallen protective services insurance adjustment	-\$2.82
4. Fallen protective services insurance reimbursement (<i>reported to DOR</i>)	\$0.00
5. Total County and Municipal Aid (sum of Lines 1-4)	\$39,079.60

Utility Aid

- Under state law, utility aid is distributed to each county and municipality where tax-exempt utility property is located (sec. 79.04, Wis. Stats.)
- Utility companies report utility property information to DOR annually
- DOR uses the provided information to accurately calculate utility aid (*shown below*)

Utility Aid Calculation	
1. Net book value, <i>as of December 31, 2024 (including expected additions/retirements)</i>	\$14,929,920.00
2. Total net book value payment	\$44,789.76
3. Minimum payment	\$0.00
4. Megawatt capacity	10.0
5. Megawatt capacity payment	\$6,666.67
6. Closed/decommissioned production plant (phased down) payment	\$0.00
7. Subtotal (<i>sum of Lines 2, 3, 5 and 6</i>)	\$51,456.43
8. Population cap	\$1,366,375.00
9. Adjusted subtotal (<i>lesser of Line 7 or Line 8</i>)	\$51,456.43
10. Adjacent site incentive payment	\$0.00
11. Baseload incentive payment	\$0.00
12. Co-generation incentive payment	\$0.00
13. Alternative energy incentive payment	\$15,000.00
14. Total incentive payments (<i>sum of Lines 10 through 13</i>)	\$15,000.00
15. Spent nuclear fuel payment	\$0.00
16. Total Utility Aid – this is the utility aid payment listed on the front of the estimate (<i>sum of Lines 9, 14 and 15</i>)	\$66,456.43

Supplemental County and Municipal Aid

- Under state law, supplemental county and municipal aid paid to each county and municipality is determined by 2023 Wisconsin Act 12 (sec. 79.037, Wis. Stats.)
- For detailed information, review [county and municipal aid spreadsheet](#)

Supplemental County and Municipal Aid Calculation	
1. Prior year supplemental county and municipal aid	\$84,765.56
2. Increase due to sales tax revenue including adjustments (<i>district changes</i>)	\$1,949.61
3. Total Supplemental County and Municipal Aid (<i>sum of Lines 1 and 2</i>)	\$86,715.17

Expenditure Restraint Incentive Program

- Only municipalities are eligible to receive Expenditure Restraint Incentive Program (ERIP) payments
- Under state law, in 2025, each municipality will receive a payment that is equal to the amount of the payment received by the municipality in 2024 (sec. 79.05(4), Wis. Stats., from 2023 WI Act 12 – notwithstanding subs. (2) and (3))

Contact Information

If you have questions, contact us at lgs@wisconsin.gov, (608) 266-8618 or (608) 261-5167.



State of Wisconsin • DEPARTMENT OF REVENUE

DIVISION OF STATE AND LOCAL FINANCE • BUREAU OF LOCAL GOVERNMENT SERVICES • 2135 RIMROCK RD MADISON, WI 53713

Mailing Address:
PO Box 8971 #6-97
Madison WI 53708-8971
Fax: (608) 264-6887
lgs@wisconsin.gov

September 13, 2024

CARISSA LYLE
TOWN OF CHRISTIANA
773 KOSHKONONG RD
CAMBRIDGE WI 53523-9444

Notice of Shared Revenue – 2025 Original Estimate

Notice Information

The Wisconsin Department of Revenue (DOR) is providing the **estimated** shared revenue amounts your local government will receive in 2025 under current state law for county and municipal aid, supplemental county and municipal aid, utility aid and the expenditure restraint incentive program. This does not include adjustments, shown on the July and November payment notices.

District	TOWN OF CHRISTIANA	County	DANE	Co-muni code	13-016
-----------------	--------------------	---------------	------	---------------------	--------

Estimate Information

For an explanation of each aid payment listed below, review the additional information in this notice.

2025 Original Estimate	
1. County and municipal aid	\$19,680.92
2. Utility aid	\$447,633.26
3. Supplemental county and municipal aid	\$51,966.73
4. Expenditure restraint incentive program	\$0.00
5. Total Estimated 2025 Payments (sum of Lines 1-4)	\$519,280.91

Payment Information

Your local government will receive two distributions in 2025 :

- July 28, 2025: 15% of Line 1, 2, and 3 and 100% of Line 4 (*shown above*)
- November 17, 2025: balance of your 2025 aid payments

County and Municipal Aid

Under state law, the county and municipal aid paid to each county and municipality must be equal to the amount determined in 2012 (sec. 79.036, Wis. Stats.) and adjusted for fallen protective services insurance reimbursement (sec. 79.036(4), Wis. Stats.).

County and Municipal Aid Calculation	
1. Prior year county and municipal aid	\$19,239.82
2. Increase due to sales tax revenue, including adjustments (<i>district changes</i>)	\$442.52
3. Fallen protective services insurance adjustment	-\$1.42
4. Fallen protective services insurance reimbursement (<i>reported to DOR</i>)	\$0.00
5. Total County and Municipal Aid (sum of Lines 1-4)	\$19,680.92

Utility Aid

- Under state law, utility aid is distributed to each county and municipality where tax-exempt utility property is located (sec. 79.04, Wis. Stats.)
- Utility companies report utility property information to DOR annually
- DOR uses the provided information to accurately calculate utility aid (*shown below*)

Utility Aid Calculation	
1. Net book value, <i>as of December 31, 2024 (including expected additions/retirements)</i>	\$24,544,405.00
2. Total net book value payment	\$73,633.22
3. Minimum payment	\$0.00
4. Megawatt capacity	561.0
5. Megawatt capacity payment	\$374,000.04
6. Closed/decommissioned production plant (phased down) payment	\$0.00
7. Subtotal (<i>sum of Lines 2, 3, 5 and 6</i>)	\$447,633.26
8. Population cap	\$519,775.00
9. Adjusted subtotal (<i>lesser of Line 7 or Line 8</i>)	\$447,633.26
10. Adjacent site incentive payment	\$0.00
11. Baseload incentive payment	\$0.00
12. Co-generation incentive payment	\$0.00
13. Alternative energy incentive payment	\$0.00
14. Total incentive payments (<i>sum of Lines 10 through 13</i>)	\$0.00
15. Spent nuclear fuel payment	\$0.00
16. Total Utility Aid – this is the utility aid payment listed on the front of the estimate (<i>sum of Lines 9, 14 and 15</i>)	\$447,633.26

Supplemental County and Municipal Aid

- Under state law, supplemental county and municipal aid paid to each county and municipality is determined by 2023 Wisconsin Act 12 (sec. 79.037, Wis. Stats.)
- For detailed information, review [county and municipal aid spreadsheet](#)

Supplemental County and Municipal Aid Calculation	
1. Prior year supplemental county and municipal aid	\$50,798.37
2. Increase due to sales tax revenue including adjustments (<i>district changes</i>)	\$1,168.36
3. Total Supplemental County and Municipal Aid (<i>sum of Lines 1 and 2</i>)	\$51,966.73

Expenditure Restraint Incentive Program

- Only municipalities are eligible to receive Expenditure Restraint Incentive Program (ERIP) payments
- Under state law, in 2025, each municipality will receive a payment that is equal to the amount of the payment received by the municipality in 2024 (sec. 79.05(4), Wis. Stats., from 2023 WI Act 12 – notwithstanding subs. (2) and (3))

Contact Information

If you have questions, contact us at lgs@wisconsin.gov, (608) 266-8618 or (608) 261-5167.



State of Wisconsin • DEPARTMENT OF REVENUE

DIVISION OF STATE AND LOCAL FINANCE • BUREAU OF LOCAL GOVERNMENT SERVICES • 2135 RIMROCK RD MADISON, WI 53713

Mailing Address:
PO Box 8971 #6-97
Madison WI 53708-8971
Fax: (608) 264-6887
lgs@wisconsin.gov

September 13, 2024

KIM BANIGAN
TOWN OF COTTAGE GROVE
4058 COUNTY ROAD N
COTTAGE GROVE WI 53527

Notice of Shared Revenue – 2025 Original Estimate

Notice Information

The Wisconsin Department of Revenue (DOR) is providing the **estimated** shared revenue amounts your local government will receive in 2025 under current state law for county and municipal aid, supplemental county and municipal aid, utility aid and the expenditure restraint incentive program. This does not include adjustments, shown on the July and November payment notices.

District	TOWN OF COTTAGE GROVE	County	DANE	Co-muni code	13-018
-----------------	-----------------------	---------------	------	---------------------	--------

Estimate Information

For an explanation of each aid payment listed below, review the additional information in this notice.

2025 Original Estimate	
1. County and municipal aid	\$53,720.92
2. Utility aid	\$3,444.20
3. Supplemental county and municipal aid	\$96,321.39
4. Expenditure restraint incentive program	\$0.00
5. Total Estimated 2025 Payments (sum of Lines 1-4)	\$153,486.51

Payment Information

Your local government will receive two distributions in 2025 :

- July 28, 2025: 15% of Line 1, 2, and 3 and 100% of Line 4 (*shown above*)
- November 17, 2025: balance of your 2025 aid payments

County and Municipal Aid

Under state law, the county and municipal aid paid to each county and municipality must be equal to the amount determined in 2012 (sec. 79.036, Wis. Stats.) and adjusted for fallen protective services insurance reimbursement (sec. 79.036(4), Wis. Stats.).

County and Municipal Aid Calculation	
1. Prior year county and municipal aid	\$52,516.91
2. Increase due to sales tax revenue, including adjustments (<i>district changes</i>)	\$1,207.89
3. Fallen protective services insurance adjustment	-\$3.88
4. Fallen protective services insurance reimbursement (<i>reported to DOR</i>)	\$0.00
5. Total County and Municipal Aid (sum of Lines 1-4)	\$53,720.92

Utility Aid

- Under state law, utility aid is distributed to each county and municipality where tax-exempt utility property is located (sec. 79.04, Wis. Stats.)
- Utility companies report utility property information to DOR annually
- DOR uses the provided information to accurately calculate utility aid (*shown below*)

Utility Aid Calculation	
1. Net book value, <i>as of December 31, 2024 (including expected additions/retirements)</i>	\$1,148,068.00
2. Total net book value payment	\$3,444.20
3. Minimum payment	\$0.00
4. Megawatt capacity	0.0
5. Megawatt capacity payment	\$0.00
6. Closed/decommissioned production plant (phased down) payment	\$0.00
7. Subtotal (<i>sum of Lines 2, 3, 5 and 6</i>)	\$3,444.20
8. Population cap	\$1,619,675.00
9. Adjusted subtotal (<i>lesser of Line 7 or Line 8</i>)	\$3,444.20
10. Adjacent site incentive payment	\$0.00
11. Baseload incentive payment	\$0.00
12. Co-generation incentive payment	\$0.00
13. Alternative energy incentive payment	\$0.00
14. Total incentive payments (<i>sum of Lines 10 through 13</i>)	\$0.00
15. Spent nuclear fuel payment	\$0.00
16. Total Utility Aid – this is the utility aid payment listed on the front of the estimate (<i>sum of Lines 9, 14 and 15</i>)	\$3,444.20

Supplemental County and Municipal Aid

- Under state law, supplemental county and municipal aid paid to each county and municipality is determined by 2023 Wisconsin Act 12 (sec. 79.037, Wis. Stats.)
- For detailed information, review [county and municipal aid spreadsheet](#)

Supplemental County and Municipal Aid Calculation	
1. Prior year supplemental county and municipal aid	\$94,155.81
2. Increase due to sales tax revenue including adjustments (<i>district changes</i>)	\$2,165.58
3. Total Supplemental County and Municipal Aid (<i>sum of Lines 1 and 2</i>)	\$96,321.39

Expenditure Restraint Incentive Program

- Only municipalities are eligible to receive Expenditure Restraint Incentive Program (ERIP) payments
- Under state law, in 2025, each municipality will receive a payment that is equal to the amount of the payment received by the municipality in 2024 (sec. 79.05(4), Wis. Stats., from 2023 WI Act 12 – notwithstanding subs. (2) and (3))

Contact Information

If you have questions, contact us at lgs@wisconsin.gov, (608) 266-8618 or (608) 261-5167.



State of Wisconsin • DEPARTMENT OF REVENUE

DIVISION OF STATE AND LOCAL FINANCE • BUREAU OF LOCAL GOVERNMENT SERVICES • 2135 RIMROCK RD MADISON, WI 53713

Mailing Address:
PO Box 8971 #6-97
Madison WI 53708-8971
Fax: (608) 264-6887
lgs@wisconsin.gov

September 13, 2024

NANCY MEINHOLZ
TOWN OF CROSS PLAINS
3734 COUNTY RD P
CROSS PLAINS WI 53528

Notice of Shared Revenue – 2025 Original Estimate

Notice Information

The Wisconsin Department of Revenue (DOR) is providing the **estimated** shared revenue amounts your local government will receive in 2025 under current state law for county and municipal aid, supplemental county and municipal aid, utility aid and the expenditure restraint incentive program. This does not include adjustments, shown on the July and November payment notices.

District	TOWN OF CROSS PLAINS	County	DANE	Co-muni code	13-020
-----------------	----------------------	---------------	------	---------------------	--------

Estimate Information

For an explanation of each aid payment listed below, review the additional information in this notice.

2025 Original Estimate	
1. County and municipal aid	\$18,022.35
2. Utility aid	\$19,561.58
3. Supplemental county and municipal aid	\$56,516.83
4. Expenditure restraint incentive program	\$0.00
5. Total Estimated 2025 Payments (sum of Lines 1-4)	\$94,100.76

Payment Information

Your local government will receive two distributions in 2025 :

- July 28, 2025: 15% of Line 1, 2, and 3 and 100% of Line 4 (*shown above*)
- November 17, 2025: balance of your 2025 aid payments

County and Municipal Aid

Under state law, the county and municipal aid paid to each county and municipality must be equal to the amount determined in 2012 (sec. 79.036, Wis. Stats.) and adjusted for fallen protective services insurance reimbursement (sec. 79.036(4), Wis. Stats.).

County and Municipal Aid Calculation	
1. Prior year county and municipal aid	\$17,618.43
2. Increase due to sales tax revenue, including adjustments (<i>district changes</i>)	\$405.22
3. Fallen protective services insurance adjustment	-\$1.30
4. Fallen protective services insurance reimbursement (<i>reported to DOR</i>)	\$0.00
5. Total County and Municipal Aid (sum of Lines 1-4)	\$18,022.35

Utility Aid

- Under state law, utility aid is distributed to each county and municipality where tax-exempt utility property is located (sec. 79.04, Wis. Stats.)
- Utility companies report utility property information to DOR annually
- DOR uses the provided information to accurately calculate utility aid (*shown below*)

Utility Aid Calculation	
1. Net book value, <i>as of December 31, 2024 (including expected additions/retirements)</i>	\$6,520,528.00
2. Total net book value payment	\$19,561.58
3. Minimum payment	\$0.00
4. Megawatt capacity	0.0
5. Megawatt capacity payment	\$0.00
6. Closed/decommissioned production plant (phased down) payment	\$0.00
7. Subtotal (<i>sum of Lines 2, 3, 5 and 6</i>)	\$19,561.58
8. Population cap	\$643,875.00
9. Adjusted subtotal (<i>lesser of Line 7 or Line 8</i>)	\$19,561.58
10. Adjacent site incentive payment	\$0.00
11. Baseload incentive payment	\$0.00
12. Co-generation incentive payment	\$0.00
13. Alternative energy incentive payment	\$0.00
14. Total incentive payments (<i>sum of Lines 10 through 13</i>)	\$0.00
15. Spent nuclear fuel payment	\$0.00
16. Total Utility Aid – this is the utility aid payment listed on the front of the estimate (<i>sum of Lines 9, 14 and 15</i>)	\$19,561.58

Supplemental County and Municipal Aid

- Under state law, supplemental county and municipal aid paid to each county and municipality is determined by 2023 Wisconsin Act 12 (sec. 79.037, Wis. Stats.)
- For detailed information, review [county and municipal aid spreadsheet](#)

Supplemental County and Municipal Aid Calculation	
1. Prior year supplemental county and municipal aid	\$55,246.17
2. Increase due to sales tax revenue including adjustments (<i>district changes</i>)	\$1,270.66
3. Total Supplemental County and Municipal Aid (<i>sum of Lines 1 and 2</i>)	\$56,516.83

Expenditure Restraint Incentive Program

- Only municipalities are eligible to receive Expenditure Restraint Incentive Program (ERIP) payments
- Under state law, in 2025, each municipality will receive a payment that is equal to the amount of the payment received by the municipality in 2024 (sec. 79.05(4), Wis. Stats., from 2023 WI Act 12 – notwithstanding subs. (2) and (3))

Contact Information

If you have questions, contact us at lgs@wisconsin.gov, (608) 266-8618 or (608) 261-5167.



State of Wisconsin • DEPARTMENT OF REVENUE

DIVISION OF STATE AND LOCAL FINANCE • BUREAU OF LOCAL GOVERNMENT SERVICES • 2135 RIMROCK RD MADISON, WI 53713

Mailing Address:
PO Box 8971 #6-97
Madison WI 53708-8971
Fax: (608) 264-6887
lgs@wisconsin.gov

September 13, 2024

ANGIE VOLKMAN
TOWN OF DANE
7003 LAVINA ROAD
DANE WI 53529

Notice of Shared Revenue – 2025 Original Estimate

Notice Information

The Wisconsin Department of Revenue (DOR) is providing the **estimated** shared revenue amounts your local government will receive in 2025 under current state law for county and municipal aid, supplemental county and municipal aid, utility aid and the expenditure restraint incentive program. This does not include adjustments, shown on the July and November payment notices.

District	TOWN OF DANE	County	DANE	Co-muni code	13-022
-----------------	--------------	---------------	------	---------------------	--------

Estimate Information

For an explanation of each aid payment listed below, review the additional information in this notice.

2025 Original Estimate	
1. County and municipal aid	\$12,786.58
2. Utility aid	\$0.00
3. Supplemental county and municipal aid	\$46,831.03
4. Expenditure restraint incentive program	\$0.00
5. Total Estimated 2025 Payments (sum of Lines 1-4)	\$59,617.61

Payment Information

Your local government will receive two distributions in 2025 :

- July 28, 2025: 15% of Line 1, 2, and 3 and 100% of Line 4 (*shown above*)
- November 17, 2025: balance of your 2025 aid payments

County and Municipal Aid

Under state law, the county and municipal aid paid to each county and municipality must be equal to the amount determined in 2012 (sec. 79.036, Wis. Stats.) and adjusted for fallen protective services insurance reimbursement (sec. 79.036(4), Wis. Stats.).

County and Municipal Aid Calculation	
1. Prior year county and municipal aid	\$12,500.00
2. Increase due to sales tax revenue, including adjustments (<i>district changes</i>)	\$287.50
3. Fallen protective services insurance adjustment	-\$0.92
4. Fallen protective services insurance reimbursement (<i>reported to DOR</i>)	\$0.00
5. Total County and Municipal Aid (sum of Lines 1-4)	\$12,786.58

Utility Aid

- Under state law, utility aid is distributed to each county and municipality where tax-exempt utility property is located (sec. 79.04, Wis. Stats.)
- Utility companies report utility property information to DOR annually
- DOR uses the provided information to accurately calculate utility aid (*shown below*)

Utility Aid Calculation	
1. Net book value, <i>as of December 31, 2024 (including expected additions/retirements)</i>	\$0.00
2. Total net book value payment	\$0.00
3. Minimum payment	\$0.00
4. Megawatt capacity	0.0
5. Megawatt capacity payment	\$0.00
6. Closed/decommissioned production plant (phased down) payment	\$0.00
7. Subtotal (<i>sum of Lines 2, 3, 5 and 6</i>)	\$0.00
8. Population cap	\$403,325.00
9. Adjusted subtotal (<i>lesser of Line 7 or Line 8</i>)	\$0.00
10. Adjacent site incentive payment	\$0.00
11. Baseload incentive payment	\$0.00
12. Co-generation incentive payment	\$0.00
13. Alternative energy incentive payment	\$0.00
14. Total incentive payments (<i>sum of Lines 10 through 13</i>)	\$0.00
15. Spent nuclear fuel payment	\$0.00
16. Total Utility Aid – this is the utility aid payment listed on the front of the estimate (<i>sum of Lines 9, 14 and 15</i>)	\$0.00

Supplemental County and Municipal Aid

- Under state law, supplemental county and municipal aid paid to each county and municipality is determined by 2023 Wisconsin Act 12 (sec. 79.037, Wis. Stats.)
- For detailed information, review [county and municipal aid spreadsheet](#)

Supplemental County and Municipal Aid Calculation	
1. Prior year supplemental county and municipal aid	\$45,778.13
2. Increase due to sales tax revenue including adjustments (<i>district changes</i>)	\$1,052.90
3. Total Supplemental County and Municipal Aid (<i>sum of Lines 1 and 2</i>)	\$46,831.03

Expenditure Restraint Incentive Program

- Only municipalities are eligible to receive Expenditure Restraint Incentive Program (ERIP) payments
- Under state law, in 2025, each municipality will receive a payment that is equal to the amount of the payment received by the municipality in 2024 (sec. 79.05(4), Wis. Stats., from 2023 WI Act 12 – notwithstanding subs. (2) and (3))

Contact Information

If you have questions, contact us at lgs@wisconsin.gov, (608) 266-8618 or (608) 261-5167.



State of Wisconsin • DEPARTMENT OF REVENUE

DIVISION OF STATE AND LOCAL FINANCE • BUREAU OF LOCAL GOVERNMENT SERVICES • 2135 RIMROCK RD MADISON, WI 53713

Mailing Address:
PO Box 8971 #6-97
Madison WI 53708-8971
Fax: (608) 264-6887
lgs@wisconsin.gov

September 13, 2024

BOB REIGE
TOWN OF DEERFIELD
140 FAIR OAK RD
DEERFIELD WI 53531

Notice of Shared Revenue – 2025 Original Estimate

Notice Information

The Wisconsin Department of Revenue (DOR) is providing the **estimated** shared revenue amounts your local government will receive in 2025 under current state law for county and municipal aid, supplemental county and municipal aid, utility aid and the expenditure restraint incentive program. This does not include adjustments, shown on the July and November payment notices.

District	TOWN OF DEERFIELD	County	DANE	Co-muni code	13-024
-----------------	-------------------	---------------	------	---------------------	--------

Estimate Information

For an explanation of each aid payment listed below, review the additional information in this notice.

2025 Original Estimate	
1. County and municipal aid	\$18,265.40
2. Utility aid	\$3,655.43
3. Supplemental county and municipal aid	\$59,778.25
4. Expenditure restraint incentive program	\$0.00
5. Total Estimated 2025 Payments (sum of Lines 1-4)	\$81,699.08

Payment Information

Your local government will receive two distributions in 2025 :

- July 28, 2025: 15% of Line 1, 2, and 3 and 100% of Line 4 (*shown above*)
- November 17, 2025: balance of your 2025 aid payments

County and Municipal Aid

Under state law, the county and municipal aid paid to each county and municipality must be equal to the amount determined in 2012 (sec. 79.036, Wis. Stats.) and adjusted for fallen protective services insurance reimbursement (sec. 79.036(4), Wis. Stats.).

County and Municipal Aid Calculation	
1. Prior year county and municipal aid	\$17,856.03
2. Increase due to sales tax revenue, including adjustments (<i>district changes</i>)	\$410.69
3. Fallen protective services insurance adjustment	-\$1.32
4. Fallen protective services insurance reimbursement (<i>reported to DOR</i>)	\$0.00
5. Total County and Municipal Aid (sum of Lines 1-4)	\$18,265.40

Utility Aid

- Under state law, utility aid is distributed to each county and municipality where tax-exempt utility property is located (sec. 79.04, Wis. Stats.)
- Utility companies report utility property information to DOR annually
- DOR uses the provided information to accurately calculate utility aid (*shown below*)

Utility Aid Calculation	
1. Net book value, <i>as of December 31, 2024 (including expected additions/retirements)</i>	\$1,218,476.00
2. Total net book value payment	\$3,655.43
3. Minimum payment	\$0.00
4. Megawatt capacity	0.0
5. Megawatt capacity payment	\$0.00
6. Closed/decommissioned production plant (phased down) payment	\$0.00
7. Subtotal (<i>sum of Lines 2, 3, 5 and 6</i>)	\$3,655.43
8. Population cap	\$722,925.00
9. Adjusted subtotal (<i>lesser of Line 7 or Line 8</i>)	\$3,655.43
10. Adjacent site incentive payment	\$0.00
11. Baseload incentive payment	\$0.00
12. Co-generation incentive payment	\$0.00
13. Alternative energy incentive payment	\$0.00
14. Total incentive payments (<i>sum of Lines 10 through 13</i>)	\$0.00
15. Spent nuclear fuel payment	\$0.00
16. Total Utility Aid – this is the utility aid payment listed on the front of the estimate (<i>sum of Lines 9, 14 and 15</i>)	\$3,655.43

Supplemental County and Municipal Aid

- Under state law, supplemental county and municipal aid paid to each county and municipality is determined by 2023 Wisconsin Act 12 (sec. 79.037, Wis. Stats.)
- For detailed information, review [county and municipal aid spreadsheet](#)

Supplemental County and Municipal Aid Calculation	
1. Prior year supplemental county and municipal aid	\$58,434.26
2. Increase due to sales tax revenue including adjustments (<i>district changes</i>)	\$1,343.99
3. Total Supplemental County and Municipal Aid (<i>sum of Lines 1 and 2</i>)	\$59,778.25

Expenditure Restraint Incentive Program

- Only municipalities are eligible to receive Expenditure Restraint Incentive Program (ERIP) payments
- Under state law, in 2025, each municipality will receive a payment that is equal to the amount of the payment received by the municipality in 2024 (sec. 79.05(4), Wis. Stats., from 2023 WI Act 12 – notwithstanding subs. (2) and (3))

Contact Information

If you have questions, contact us at lgs@wisconsin.gov, (608) 266-8618 or (608) 261-5167.



State of Wisconsin • DEPARTMENT OF REVENUE

DIVISION OF STATE AND LOCAL FINANCE • BUREAU OF LOCAL GOVERNMENT SERVICES • 2135 RIMROCK RD MADISON, WI 53713

Mailing Address:
PO Box 8971 #6-97
Madison WI 53708-8971
Fax: (608) 264-6887
lgs@wisconsin.gov

September 13, 2024

KATHY OLSON
TOWN OF DUNKIRK
654 COUNTY ROAD N
STOUGHTON WI 53589

Notice of Shared Revenue – 2025 Original Estimate

Notice Information

The Wisconsin Department of Revenue (DOR) is providing the **estimated** shared revenue amounts your local government will receive in 2025 under current state law for county and municipal aid, supplemental county and municipal aid, utility aid and the expenditure restraint incentive program. This does not include adjustments, shown on the July and November payment notices.

District	TOWN OF DUNKIRK	County	DANE	Co-muni code	13-026
-----------------	-----------------	---------------	------	---------------------	--------

Estimate Information

For an explanation of each aid payment listed below, review the additional information in this notice.

2025 Original Estimate	
1. County and municipal aid	\$28,801.79
2. Utility aid	\$276.67
3. Supplemental county and municipal aid	\$62,850.12
4. Expenditure restraint incentive program	\$0.00
5. Total Estimated 2025 Payments (sum of Lines 1-4)	\$91,928.58

Payment Information

Your local government will receive two distributions in 2025 :

- July 28, 2025: 15% of Line 1, 2, and 3 and 100% of Line 4 (*shown above*)
- November 17, 2025: balance of your 2025 aid payments

County and Municipal Aid

Under state law, the county and municipal aid paid to each county and municipality must be equal to the amount determined in 2012 (sec. 79.036, Wis. Stats.) and adjusted for fallen protective services insurance reimbursement (sec. 79.036(4), Wis. Stats.).

County and Municipal Aid Calculation	
1. Prior year county and municipal aid	\$28,156.28
2. Increase due to sales tax revenue, including adjustments (<i>district changes</i>)	\$647.59
3. Fallen protective services insurance adjustment	-\$2.08
4. Fallen protective services insurance reimbursement (<i>reported to DOR</i>)	\$0.00
5. Total County and Municipal Aid (sum of Lines 1-4)	\$28,801.79

Utility Aid

- Under state law, utility aid is distributed to each county and municipality where tax-exempt utility property is located (sec. 79.04, Wis. Stats.)
- Utility companies report utility property information to DOR annually
- DOR uses the provided information to accurately calculate utility aid (*shown below*)

Utility Aid Calculation	
1. Net book value, <i>as of December 31, 2024 (including expected additions/retirements)</i>	\$92,223.00
2. Total net book value payment	\$276.67
3. Minimum payment	\$0.00
4. Megawatt capacity	0.0
5. Megawatt capacity payment	\$0.00
6. Closed/decommissioned production plant (phased down) payment	\$0.00
7. Subtotal (<i>sum of Lines 2, 3, 5 and 6</i>)	\$276.67
8. Population cap	\$786,250.00
9. Adjusted subtotal (<i>lesser of Line 7 or Line 8</i>)	\$276.67
10. Adjacent site incentive payment	\$0.00
11. Baseload incentive payment	\$0.00
12. Co-generation incentive payment	\$0.00
13. Alternative energy incentive payment	\$0.00
14. Total incentive payments (<i>sum of Lines 10 through 13</i>)	\$0.00
15. Spent nuclear fuel payment	\$0.00
16. Total Utility Aid – this is the utility aid payment listed on the front of the estimate <i>(sum of Lines 9, 14 and 15)</i>	\$276.67

Supplemental County and Municipal Aid

- Under state law, supplemental county and municipal aid paid to each county and municipality is determined by 2023 Wisconsin Act 12 (sec. 79.037, Wis. Stats.)
- For detailed information, review [county and municipal aid spreadsheet](#)

Supplemental County and Municipal Aid Calculation	
1. Prior year supplemental county and municipal aid	\$61,437.07
2. Increase due to sales tax revenue including adjustments (<i>district changes</i>)	\$1,413.05
3. Total Supplemental County and Municipal Aid (<i>sum of Lines 1 and 2</i>)	\$62,850.12

Expenditure Restraint Incentive Program

- Only municipalities are eligible to receive Expenditure Restraint Incentive Program (ERIP) payments
- Under state law, in 2025, each municipality will receive a payment that is equal to the amount of the payment received by the municipality in 2024 (sec. 79.05(4), Wis. Stats., from 2023 WI Act 12 – notwithstanding subs. (2) and (3))

Contact Information

If you have questions, contact us at lgs@wisconsin.gov, (608) 266-8618 or (608) 261-5167.



State of Wisconsin • DEPARTMENT OF REVENUE

DIVISION OF STATE AND LOCAL FINANCE • BUREAU OF LOCAL GOVERNMENT SERVICES • 2135 RIMROCK RD MADISON, WI 53713

Mailing Address:
PO Box 8971 #6-97
Madison WI 53708-8971
Fax: (608) 264-6887
lgs@wisconsin.gov

September 13, 2024

CATHY HASSLINGER
TOWN OF DUNN
4156 COUNTY RD B
MC FARLAND WI 53558-9754

Notice of Shared Revenue – 2025 Original Estimate

Notice Information

The Wisconsin Department of Revenue (DOR) is providing the **estimated** shared revenue amounts your local government will receive in 2025 under current state law for county and municipal aid, supplemental county and municipal aid, utility aid and the expenditure restraint incentive program. This does not include adjustments, shown on the July and November payment notices.

District	TOWN OF DUNN	County	DANE	Co-muni code	13-028
-----------------	--------------	---------------	------	---------------------	--------

Estimate Information

For an explanation of each aid payment listed below, review the additional information in this notice.

2025 Original Estimate	
1. County and municipal aid	\$72,484.14
2. Utility aid	\$4,448.91
3. Supplemental county and municipal aid	\$114,265.67
4. Expenditure restraint incentive program	\$0.00
5. Total Estimated 2025 Payments (sum of Lines 1-4)	\$191,198.72

Payment Information

Your local government will receive two distributions in 2025 :

- July 28, 2025: 15% of Line 1, 2, and 3 and 100% of Line 4 (*shown above*)
- November 17, 2025: balance of your 2025 aid payments

County and Municipal Aid

Under state law, the county and municipal aid paid to each county and municipality must be equal to the amount determined in 2012 (sec. 79.036, Wis. Stats.) and adjusted for fallen protective services insurance reimbursement (sec. 79.036(4), Wis. Stats.).

County and Municipal Aid Calculation	
1. Prior year county and municipal aid	\$70,859.61
2. Increase due to sales tax revenue, including adjustments (<i>district changes</i>)	\$1,629.77
3. Fallen protective services insurance adjustment	-\$5.24
4. Fallen protective services insurance reimbursement (<i>reported to DOR</i>)	\$0.00
5. Total County and Municipal Aid (sum of Lines 1-4)	\$72,484.14

Utility Aid

- Under state law, utility aid is distributed to each county and municipality where tax-exempt utility property is located (sec. 79.04, Wis. Stats.)
- Utility companies report utility property information to DOR annually
- DOR uses the provided information to accurately calculate utility aid (*shown below*)

Utility Aid Calculation	
1. Net book value, as of December 31, 2024 (including expected additions/retirements)	\$1,482,969.00
2. Total net book value payment	\$4,448.91
3. Minimum payment	\$0.00
4. Megawatt capacity	0.0
5. Megawatt capacity payment	\$0.00
6. Closed/decommissioned production plant (phased down) payment	\$0.00
7. Subtotal (sum of Lines 2, 3, 5 and 6)	\$4,448.91
8. Population cap	\$2,047,225.00
9. Adjusted subtotal (lesser of Line 7 or Line 8)	\$4,448.91
10. Adjacent site incentive payment	\$0.00
11. Baseload incentive payment	\$0.00
12. Co-generation incentive payment	\$0.00
13. Alternative energy incentive payment	\$0.00
14. Total incentive payments (sum of Lines 10 through 13)	\$0.00
15. Spent nuclear fuel payment	\$0.00
16. Total Utility Aid – this is the utility aid payment listed on the front of the estimate (sum of Lines 9, 14 and 15)	\$4,448.91

Supplemental County and Municipal Aid

- Under state law, supplemental county and municipal aid paid to each county and municipality is determined by 2023 Wisconsin Act 12 (sec. 79.037, Wis. Stats.)
- For detailed information, review [county and municipal aid spreadsheet](#)

Supplemental County and Municipal Aid Calculation	
1. Prior year supplemental county and municipal aid	\$111,696.65
2. Increase due to sales tax revenue including adjustments (district changes)	\$2,569.02
3. Total Supplemental County and Municipal Aid (sum of Lines 1 and 2)	\$114,265.67

Expenditure Restraint Incentive Program

- Only municipalities are eligible to receive Expenditure Restraint Incentive Program (ERIP) payments
- Under state law, in 2025, each municipality will receive a payment that is equal to the amount of the payment received by the municipality in 2024 (sec. 79.05(4), Wis. Stats., from 2023 WI Act 12 – notwithstanding subs. (2) and (3))

Contact Information

If you have questions, contact us at lgs@wisconsin.gov, (608) 266-8618 or (608) 261-5167.



State of Wisconsin • DEPARTMENT OF REVENUE

DIVISION OF STATE AND LOCAL FINANCE • BUREAU OF LOCAL GOVERNMENT SERVICES • 2135 RIMROCK RD MADISON, WI 53713

Mailing Address:
PO Box 8971 #6-97
Madison WI 53708-8971
Fax: (608) 264-6887
lgs@wisconsin.gov

September 13, 2024

COURTNEY BEUTHIN
TOWN OF MAZOMANIE
711 W HUDSON ST
MAZOMANIE WI 53560-0396

Notice of Shared Revenue – 2025 Original Estimate

Notice Information

The Wisconsin Department of Revenue (DOR) is providing the **estimated** shared revenue amounts your local government will receive in 2025 under current state law for county and municipal aid, supplemental county and municipal aid, utility aid and the expenditure restraint incentive program. This does not include adjustments, shown on the July and November payment notices.

District	TOWN OF MAZOMANIE	County	DANE	Co-muni code	13-034
-----------------	-------------------	---------------	------	---------------------	--------

Estimate Information

For an explanation of each aid payment listed below, review the additional information in this notice.

2025 Original Estimate	
1. County and municipal aid	\$14,455.27
2. Utility aid	\$464.38
3. Supplemental county and municipal aid	\$49,373.36
4. Expenditure restraint incentive program	\$0.00
5. Total Estimated 2025 Payments (sum of Lines 1-4)	\$64,293.01

Payment Information

Your local government will receive two distributions in 2025 :

- July 28, 2025: 15% of Line 1, 2, and 3 and 100% of Line 4 (*shown above*)
- November 17, 2025: balance of your 2025 aid payments

County and Municipal Aid

Under state law, the county and municipal aid paid to each county and municipality must be equal to the amount determined in 2012 (sec. 79.036, Wis. Stats.) and adjusted for fallen protective services insurance reimbursement (sec. 79.036(4), Wis. Stats.).

County and Municipal Aid Calculation	
1. Prior year county and municipal aid	\$14,131.29
2. Increase due to sales tax revenue, including adjustments (<i>district changes</i>)	\$325.02
3. Fallen protective services insurance adjustment	-\$1.04
4. Fallen protective services insurance reimbursement (<i>reported to DOR</i>)	\$0.00
5. Total County and Municipal Aid (sum of Lines 1-4)	\$14,455.27

Utility Aid

- Under state law, utility aid is distributed to each county and municipality where tax-exempt utility property is located (sec. 79.04, Wis. Stats.)
- Utility companies report utility property information to DOR annually
- DOR uses the provided information to accurately calculate utility aid (*shown below*)

Utility Aid Calculation	
1. Net book value, <i>as of December 31, 2024 (including expected additions/retirements)</i>	\$154,794.00
2. Total net book value payment	\$464.38
3. Minimum payment	\$0.00
4. Megawatt capacity	0.0
5. Megawatt capacity payment	\$0.00
6. Closed/decommissioned production plant (phased down) payment	\$0.00
7. Subtotal (<i>sum of Lines 2, 3, 5 and 6</i>)	\$464.38
8. Population cap	\$467,075.00
9. Adjusted subtotal (<i>lesser of Line 7 or Line 8</i>)	\$464.38
10. Adjacent site incentive payment	\$0.00
11. Baseload incentive payment	\$0.00
12. Co-generation incentive payment	\$0.00
13. Alternative energy incentive payment	\$0.00
14. Total incentive payments (<i>sum of Lines 10 through 13</i>)	\$0.00
15. Spent nuclear fuel payment	\$0.00
16. Total Utility Aid – this is the utility aid payment listed on the front of the estimate (<i>sum of Lines 9, 14 and 15</i>)	\$464.38

Supplemental County and Municipal Aid

- Under state law, supplemental county and municipal aid paid to each county and municipality is determined by 2023 Wisconsin Act 12 (sec. 79.037, Wis. Stats.)
- For detailed information, review [county and municipal aid spreadsheet](#)

Supplemental County and Municipal Aid Calculation	
1. Prior year supplemental county and municipal aid	\$48,263.30
2. Increase due to sales tax revenue including adjustments (<i>district changes</i>)	\$1,110.06
3. Total Supplemental County and Municipal Aid (<i>sum of Lines 1 and 2</i>)	\$49,373.36

Expenditure Restraint Incentive Program

- Only municipalities are eligible to receive Expenditure Restraint Incentive Program (ERIP) payments
- Under state law, in 2025, each municipality will receive a payment that is equal to the amount of the payment received by the municipality in 2024 (sec. 79.05(4), Wis. Stats., from 2023 WI Act 12 – notwithstanding subs. (2) and (3))

Contact Information

If you have questions, contact us at lgs@wisconsin.gov, (608) 266-8618 or (608) 261-5167.



State of Wisconsin • DEPARTMENT OF REVENUE

DIVISION OF STATE AND LOCAL FINANCE • BUREAU OF LOCAL GOVERNMENT SERVICES • 2135 RIMROCK RD MADISON, WI 53713

Mailing Address:
PO Box 8971 #6-97
Madison WI 53708-8971
Fax: (608) 264-6887
lgs@wisconsin.gov

September 13, 2024

STEPHANIE LULLING
TOWN OF MEDINA
PO BOX 37
MARSHALL WI 53559

Notice of Shared Revenue – 2025 Original Estimate

Notice Information

The Wisconsin Department of Revenue (DOR) is providing the **estimated** shared revenue amounts your local government will receive in 2025 under current state law for county and municipal aid, supplemental county and municipal aid, utility aid and the expenditure restraint incentive program. This does not include adjustments, shown on the July and November payment notices.

District	TOWN OF MEDINA	County	DANE	Co-muni code	13-036
-----------------	----------------	---------------	------	---------------------	--------

Estimate Information

For an explanation of each aid payment listed below, review the additional information in this notice.

2025 Original Estimate	
1. County and municipal aid	\$16,526.82
2. Utility aid	\$9,696.33
3. Supplemental county and municipal aid	\$53,941.49
4. Expenditure restraint incentive program	\$0.00
5. Total Estimated 2025 Payments (sum of Lines 1-4)	\$80,164.64

Payment Information

Your local government will receive two distributions in 2025 :

- July 28, 2025: 15% of Line 1, 2, and 3 and 100% of Line 4 (*shown above*)
- November 17, 2025: balance of your 2025 aid payments

County and Municipal Aid

Under state law, the county and municipal aid paid to each county and municipality must be equal to the amount determined in 2012 (sec. 79.036, Wis. Stats.) and adjusted for fallen protective services insurance reimbursement (sec. 79.036(4), Wis. Stats.).

County and Municipal Aid Calculation	
1. Prior year county and municipal aid	\$16,156.41
2. Increase due to sales tax revenue, including adjustments (<i>district changes</i>)	\$371.60
3. Fallen protective services insurance adjustment	-\$1.19
4. Fallen protective services insurance reimbursement (<i>reported to DOR</i>)	\$0.00
5. Total County and Municipal Aid (sum of Lines 1-4)	\$16,526.82

Utility Aid

- Under state law, utility aid is distributed to each county and municipality where tax-exempt utility property is located (sec. 79.04, Wis. Stats.)
- Utility companies report utility property information to DOR annually
- DOR uses the provided information to accurately calculate utility aid (*shown below*)

Utility Aid Calculation	
1. Net book value, <i>as of December 31, 2024 (including expected additions/retirements)</i>	\$3,232,110.00
2. Total net book value payment	\$9,696.33
3. Minimum payment	\$0.00
4. Megawatt capacity	0.0
5. Megawatt capacity payment	\$0.00
6. Closed/decommissioned production plant (phased down) payment	\$0.00
7. Subtotal (<i>sum of Lines 2, 3, 5 and 6</i>)	\$9,696.33
8. Population cap	\$573,325.00
9. Adjusted subtotal (<i>lesser of Line 7 or Line 8</i>)	\$9,696.33
10. Adjacent site incentive payment	\$0.00
11. Baseload incentive payment	\$0.00
12. Co-generation incentive payment	\$0.00
13. Alternative energy incentive payment	\$0.00
14. Total incentive payments (<i>sum of Lines 10 through 13</i>)	\$0.00
15. Spent nuclear fuel payment	\$0.00
16. Total Utility Aid – this is the utility aid payment listed on the front of the estimate (<i>sum of Lines 9, 14 and 15</i>)	\$9,696.33

Supplemental County and Municipal Aid

- Under state law, supplemental county and municipal aid paid to each county and municipality is determined by 2023 Wisconsin Act 12 (sec. 79.037, Wis. Stats.)
- For detailed information, review [county and municipal aid spreadsheet](#)

Supplemental County and Municipal Aid Calculation	
1. Prior year supplemental county and municipal aid	\$52,728.73
2. Increase due to sales tax revenue including adjustments (<i>district changes</i>)	\$1,212.76
3. Total Supplemental County and Municipal Aid (<i>sum of Lines 1 and 2</i>)	\$53,941.49

Expenditure Restraint Incentive Program

- Only municipalities are eligible to receive Expenditure Restraint Incentive Program (ERIP) payments
- Under state law, in 2025, each municipality will receive a payment that is equal to the amount of the payment received by the municipality in 2024 (sec. 79.05(4), Wis. Stats., from 2023 WI Act 12 – notwithstanding subs. (2) and (3))

Contact Information

If you have questions, contact us at lgs@wisconsin.gov, (608) 266-8618 or (608) 261-5167.



State of Wisconsin • DEPARTMENT OF REVENUE

DIVISION OF STATE AND LOCAL FINANCE • BUREAU OF LOCAL GOVERNMENT SERVICES • 2135 RIMROCK RD MADISON, WI 53713

Mailing Address:
PO Box 8971 #6-97
Madison WI 53708-8971
Fax: (608) 264-6887
lgs@wisconsin.gov

September 13, 2024

BARBARA ROESSLEIN
TOWN OF MIDDLETON
7555 W OLD SAUK RD
VERONA WI 53593

Notice of Shared Revenue – 2025 Original Estimate

Notice Information

The Wisconsin Department of Revenue (DOR) is providing the **estimated** shared revenue amounts your local government will receive in 2025 under current state law for county and municipal aid, supplemental county and municipal aid, utility aid and the expenditure restraint incentive program. This does not include adjustments, shown on the July and November payment notices.

District	TOWN OF MIDDLETON	County	DANE	Co-muni code	13-038
-----------------	-------------------	---------------	------	---------------------	--------

Estimate Information

For an explanation of each aid payment listed below, review the additional information in this notice.

2025 Original Estimate	
1. County and municipal aid	\$57,222.26
2. Utility aid	\$97,339.21
3. Supplemental county and municipal aid	\$188,180.93
4. Expenditure restraint incentive program	\$0.00
5. Total Estimated 2025 Payments (sum of Lines 1-4)	\$342,742.40

Payment Information

Your local government will receive two distributions in 2025 :

- July 28, 2025: 15% of Line 1, 2, and 3 and 100% of Line 4 (*shown above*)
- November 17, 2025: balance of your 2025 aid payments

County and Municipal Aid

Under state law, the county and municipal aid paid to each county and municipality must be equal to the amount determined in 2012 (sec. 79.036, Wis. Stats.) and adjusted for fallen protective services insurance reimbursement (sec. 79.036(4), Wis. Stats.).

County and Municipal Aid Calculation	
1. Prior year county and municipal aid	\$55,939.78
2. Increase due to sales tax revenue, including adjustments (<i>district changes</i>)	\$1,286.61
3. Fallen protective services insurance adjustment	-\$4.13
4. Fallen protective services insurance reimbursement (<i>reported to DOR</i>)	\$0.00
5. Total County and Municipal Aid (sum of Lines 1-4)	\$57,222.26

Utility Aid

- Under state law, utility aid is distributed to each county and municipality where tax-exempt utility property is located (sec. 79.04, Wis. Stats.)
- Utility companies report utility property information to DOR annually
- DOR uses the provided information to accurately calculate utility aid (*shown below*)

Utility Aid Calculation	
1. Net book value, as of December 31, 2024 (including expected additions/retirements)	\$32,224,179.00
2. Total net book value payment	\$96,672.54
3. Minimum payment	\$0.00
4. Megawatt capacity	1.0
5. Megawatt capacity payment	\$666.67
6. Closed/decommissioned production plant (phased down) payment	\$0.00
7. Subtotal (sum of Lines 2, 3, 5 and 6)	\$97,339.21
8. Population cap	\$3,027,275.00
9. Adjusted subtotal (lesser of Line 7 or Line 8)	\$97,339.21
10. Adjacent site incentive payment	\$0.00
11. Baseload incentive payment	\$0.00
12. Co-generation incentive payment	\$0.00
13. Alternative energy incentive payment	\$0.00
14. Total incentive payments (sum of Lines 10 through 13)	\$0.00
15. Spent nuclear fuel payment	\$0.00
16. Total Utility Aid – this is the utility aid payment listed on the front of the estimate (sum of Lines 9, 14 and 15)	\$97,339.21

Supplemental County and Municipal Aid

- Under state law, supplemental county and municipal aid paid to each county and municipality is determined by 2023 Wisconsin Act 12 (sec. 79.037, Wis. Stats.)
- For detailed information, review [county and municipal aid spreadsheet](#)

Supplemental County and Municipal Aid Calculation	
1. Prior year supplemental county and municipal aid	\$183,950.08
2. Increase due to sales tax revenue including adjustments (district changes)	\$4,230.85
3. Total Supplemental County and Municipal Aid (sum of Lines 1 and 2)	\$188,180.93

Expenditure Restraint Incentive Program

- Only municipalities are eligible to receive Expenditure Restraint Incentive Program (ERIP) payments
- Under state law, in 2025, each municipality will receive a payment that is equal to the amount of the payment received by the municipality in 2024 (sec. 79.05(4), Wis. Stats., from 2023 WI Act 12 – notwithstanding subs. (2) and (3))

Contact Information

If you have questions, contact us at lgs@wisconsin.gov, (608) 266-8618 or (608) 261-5167.



State of Wisconsin • DEPARTMENT OF REVENUE

DIVISION OF STATE AND LOCAL FINANCE • BUREAU OF LOCAL GOVERNMENT SERVICES • 2135 RIMROCK RD MADISON, WI 53713

Mailing Address:
PO Box 8971 #6-97
Madison WI 53708-8971
Fax: (608) 264-6887
lgs@wisconsin.gov

September 13, 2024

JENNIFER ARMSTRONG
TOWN OF MONTROSE
1341 DIANE AVENUE
BELLEVILLE WI 53508

Notice of Shared Revenue – 2025 Original Estimate

Notice Information

The Wisconsin Department of Revenue (DOR) is providing the **estimated** shared revenue amounts your local government will receive in 2025 under current state law for county and municipal aid, supplemental county and municipal aid, utility aid and the expenditure restraint incentive program. This does not include adjustments, shown on the July and November payment notices.

District	TOWN OF MONTROSE	County	DANE	Co-muni code	13-040
-----------------	------------------	---------------	------	---------------------	--------

Estimate Information

For an explanation of each aid payment listed below, review the additional information in this notice.

2025 Original Estimate	
1. County and municipal aid	\$14,392.39
2. Utility aid	\$0.00
3. Supplemental county and municipal aid	\$48,978.29
4. Expenditure restraint incentive program	\$0.00
5. Total Estimated 2025 Payments (sum of Lines 1-4)	\$63,370.68

Payment Information

Your local government will receive two distributions in 2025 :

- July 28, 2025: 15% of Line 1, 2, and 3 and 100% of Line 4 (*shown above*)
- November 17, 2025: balance of your 2025 aid payments

County and Municipal Aid

Under state law, the county and municipal aid paid to each county and municipality must be equal to the amount determined in 2012 (sec. 79.036, Wis. Stats.) and adjusted for fallen protective services insurance reimbursement (sec. 79.036(4), Wis. Stats.).

County and Municipal Aid Calculation	
1. Prior year county and municipal aid	\$14,069.82
2. Increase due to sales tax revenue, including adjustments (<i>district changes</i>)	\$323.61
3. Fallen protective services insurance adjustment	-\$1.04
4. Fallen protective services insurance reimbursement (<i>reported to DOR</i>)	\$0.00
5. Total County and Municipal Aid (sum of Lines 1-4)	\$14,392.39

Utility Aid

- Under state law, utility aid is distributed to each county and municipality where tax-exempt utility property is located (sec. 79.04, Wis. Stats.)
- Utility companies report utility property information to DOR annually
- DOR uses the provided information to accurately calculate utility aid (*shown below*)

Utility Aid Calculation	
1. Net book value, <i>as of December 31, 2024 (including expected additions/retirements)</i>	\$0.00
2. Total net book value payment	\$0.00
3. Minimum payment	\$0.00
4. Megawatt capacity	0.0
5. Megawatt capacity payment	\$0.00
6. Closed/decommissioned production plant (phased down) payment	\$0.00
7. Subtotal (<i>sum of Lines 2, 3, 5 and 6</i>)	\$0.00
8. Population cap	\$447,950.00
9. Adjusted subtotal (<i>lesser of Line 7 or Line 8</i>)	\$0.00
10. Adjacent site incentive payment	\$0.00
11. Baseload incentive payment	\$0.00
12. Co-generation incentive payment	\$0.00
13. Alternative energy incentive payment	\$0.00
14. Total incentive payments (<i>sum of Lines 10 through 13</i>)	\$0.00
15. Spent nuclear fuel payment	\$0.00
16. Total Utility Aid – this is the utility aid payment listed on the front of the estimate (<i>sum of Lines 9, 14 and 15</i>)	\$0.00

Supplemental County and Municipal Aid

- Under state law, supplemental county and municipal aid paid to each county and municipality is determined by 2023 Wisconsin Act 12 (sec. 79.037, Wis. Stats.)
- For detailed information, review [county and municipal aid spreadsheet](#)

Supplemental County and Municipal Aid Calculation	
1. Prior year supplemental county and municipal aid	\$47,877.12
2. Increase due to sales tax revenue including adjustments (<i>district changes</i>)	\$1,101.17
3. Total Supplemental County and Municipal Aid (<i>sum of Lines 1 and 2</i>)	\$48,978.29

Expenditure Restraint Incentive Program

- Only municipalities are eligible to receive Expenditure Restraint Incentive Program (ERIP) payments
- Under state law, in 2025, each municipality will receive a payment that is equal to the amount of the payment received by the municipality in 2024 (sec. 79.05(4), Wis. Stats., from 2023 WI Act 12 – notwithstanding subs. (2) and (3))

Contact Information

If you have questions, contact us at lgs@wisconsin.gov, (608) 266-8618 or (608) 261-5167.



State of Wisconsin • DEPARTMENT OF REVENUE

DIVISION OF STATE AND LOCAL FINANCE • BUREAU OF LOCAL GOVERNMENT SERVICES • 2135 RIMROCK RD MADISON, WI 53713

Mailing Address:
PO Box 8971 #6-97
Madison WI 53708-8971
Fax: (608) 264-6887
lgs@wisconsin.gov

September 13, 2024

JENNIFER HANSON
TOWN OF OREGON
1138 UNION RD
OREGON WI 53575-2742

Notice of Shared Revenue – 2025 Original Estimate

Notice Information

The Wisconsin Department of Revenue (DOR) is providing the **estimated** shared revenue amounts your local government will receive in 2025 under current state law for county and municipal aid, supplemental county and municipal aid, utility aid and the expenditure restraint incentive program. This does not include adjustments, shown on the July and November payment notices.

District	TOWN OF OREGON	County	DANE	Co-muni code	13-042
-----------------	----------------	---------------	------	---------------------	--------

Estimate Information

For an explanation of each aid payment listed below, review the additional information in this notice.

2025 Original Estimate	
1. County and municipal aid	\$38,184.23
2. Utility aid	\$5,715.97
3. Supplemental county and municipal aid	\$84,522.42
4. Expenditure restraint incentive program	\$0.00
5. Total Estimated 2025 Payments (sum of Lines 1-4)	\$128,422.62

Payment Information

Your local government will receive two distributions in 2025 :

- July 28, 2025: 15% of Line 1, 2, and 3 and 100% of Line 4 (*shown above*)
- November 17, 2025: balance of your 2025 aid payments

County and Municipal Aid

Under state law, the county and municipal aid paid to each county and municipality must be equal to the amount determined in 2012 (sec. 79.036, Wis. Stats.) and adjusted for fallen protective services insurance reimbursement (sec. 79.036(4), Wis. Stats.).

County and Municipal Aid Calculation	
1. Prior year county and municipal aid	\$37,328.44
2. Increase due to sales tax revenue, including adjustments (<i>district changes</i>)	\$858.55
3. Fallen protective services insurance adjustment	-\$2.76
4. Fallen protective services insurance reimbursement (<i>reported to DOR</i>)	\$0.00
5. Total County and Municipal Aid (sum of Lines 1-4)	\$38,184.23

Utility Aid

- Under state law, utility aid is distributed to each county and municipality where tax-exempt utility property is located (sec. 79.04, Wis. Stats.)
- Utility companies report utility property information to DOR annually
- DOR uses the provided information to accurately calculate utility aid (*shown below*)

Utility Aid Calculation	
1. Net book value, <i>as of December 31, 2024 (including expected additions/retirements)</i>	\$1,905,323.00
2. Total net book value payment	\$5,715.97
3. Minimum payment	\$0.00
4. Megawatt capacity	0.0
5. Megawatt capacity payment	\$0.00
6. Closed/decommissioned production plant (phased down) payment	\$0.00
7. Subtotal (<i>sum of Lines 2, 3, 5 and 6</i>)	\$5,715.97
8. Population cap	\$1,319,625.00
9. Adjusted subtotal (<i>lesser of Line 7 or Line 8</i>)	\$5,715.97
10. Adjacent site incentive payment	\$0.00
11. Baseload incentive payment	\$0.00
12. Co-generation incentive payment	\$0.00
13. Alternative energy incentive payment	\$0.00
14. Total incentive payments (<i>sum of Lines 10 through 13</i>)	\$0.00
15. Spent nuclear fuel payment	\$0.00
16. Total Utility Aid – this is the utility aid payment listed on the front of the estimate (<i>sum of Lines 9, 14 and 15</i>)	\$5,715.97

Supplemental County and Municipal Aid

- Under state law, supplemental county and municipal aid paid to each county and municipality is determined by 2023 Wisconsin Act 12 (sec. 79.037, Wis. Stats.)
- For detailed information, review [county and municipal aid spreadsheet](#)

Supplemental County and Municipal Aid Calculation	
1. Prior year supplemental county and municipal aid	\$82,622.11
2. Increase due to sales tax revenue including adjustments (<i>district changes</i>)	\$1,900.31
3. Total Supplemental County and Municipal Aid (<i>sum of Lines 1 and 2</i>)	\$84,522.42

Expenditure Restraint Incentive Program

- Only municipalities are eligible to receive Expenditure Restraint Incentive Program (ERIP) payments
- Under state law, in 2025, each municipality will receive a payment that is equal to the amount of the payment received by the municipality in 2024 (sec. 79.05(4), Wis. Stats., from 2023 WI Act 12 – notwithstanding subs. (2) and (3))

Contact Information

If you have questions, contact us at lgs@wisconsin.gov, (608) 266-8618 or (608) 261-5167.



State of Wisconsin • DEPARTMENT OF REVENUE

DIVISION OF STATE AND LOCAL FINANCE • BUREAU OF LOCAL GOVERNMENT SERVICES • 2135 RIMROCK RD MADISON, WI 53713

Mailing Address:
PO Box 8971 #6-97
Madison WI 53708-8971
Fax: (608) 264-6887
lgs@wisconsin.gov

September 13, 2024

MARY PRICE
TOWN OF PERRY
1004 STATE RD 78
MT HOREB WI 53572-3044

Notice of Shared Revenue – 2025 Original Estimate

Notice Information

The Wisconsin Department of Revenue (DOR) is providing the **estimated** shared revenue amounts your local government will receive in 2025 under current state law for county and municipal aid, supplemental county and municipal aid, utility aid and the expenditure restraint incentive program. This does not include adjustments, shown on the July and November payment notices.

District	TOWN OF PERRY	County	DANE	Co-muni code	13-044
-----------------	---------------	---------------	------	---------------------	--------

Estimate Information

For an explanation of each aid payment listed below, review the additional information in this notice.

2025 Original Estimate	
1. County and municipal aid	\$9,760.47
2. Utility aid	\$719.12
3. Supplemental county and municipal aid	\$43,411.88
4. Expenditure restraint incentive program	\$0.00
5. Total Estimated 2025 Payments (sum of Lines 1-4)	\$53,891.47

Payment Information

Your local government will receive two distributions in 2025 :

- July 28, 2025: 15% of Line 1, 2, and 3 and 100% of Line 4 (*shown above*)
- November 17, 2025: balance of your 2025 aid payments

County and Municipal Aid

Under state law, the county and municipal aid paid to each county and municipality must be equal to the amount determined in 2012 (sec. 79.036, Wis. Stats.) and adjusted for fallen protective services insurance reimbursement (sec. 79.036(4), Wis. Stats.).

County and Municipal Aid Calculation	
1. Prior year county and municipal aid	\$9,541.72
2. Increase due to sales tax revenue, including adjustments (<i>district changes</i>)	\$219.46
3. Fallen protective services insurance adjustment	-\$0.71
4. Fallen protective services insurance reimbursement (<i>reported to DOR</i>)	\$0.00
5. Total County and Municipal Aid (sum of Lines 1-4)	\$9,760.47

Utility Aid

- Under state law, utility aid is distributed to each county and municipality where tax-exempt utility property is located (sec. 79.04, Wis. Stats.)
- Utility companies report utility property information to DOR annually
- DOR uses the provided information to accurately calculate utility aid (*shown below*)

Utility Aid Calculation	
1. Net book value, <i>as of December 31, 2024 (including expected additions/retirements)</i>	\$239,705.00
2. Total net book value payment	\$719.12
3. Minimum payment	\$0.00
4. Megawatt capacity	0.0
5. Megawatt capacity payment	\$0.00
6. Closed/decommissioned production plant (phased down) payment	\$0.00
7. Subtotal (<i>sum of Lines 2, 3, 5 and 6</i>)	\$719.12
8. Population cap	\$314,075.00
9. Adjusted subtotal (<i>lesser of Line 7 or Line 8</i>)	\$719.12
10. Adjacent site incentive payment	\$0.00
11. Baseload incentive payment	\$0.00
12. Co-generation incentive payment	\$0.00
13. Alternative energy incentive payment	\$0.00
14. Total incentive payments (<i>sum of Lines 10 through 13</i>)	\$0.00
15. Spent nuclear fuel payment	\$0.00
16. Total Utility Aid – this is the utility aid payment listed on the front of the estimate <i>(sum of Lines 9, 14 and 15)</i>	\$719.12

Supplemental County and Municipal Aid

- Under state law, supplemental county and municipal aid paid to each county and municipality is determined by 2023 Wisconsin Act 12 (sec. 79.037, Wis. Stats.)
- For detailed information, review [county and municipal aid spreadsheet](#)

Supplemental County and Municipal Aid Calculation	
1. Prior year supplemental county and municipal aid	\$42,435.86
2. Increase due to sales tax revenue including adjustments (<i>district changes</i>)	\$976.02
3. Total Supplemental County and Municipal Aid (<i>sum of Lines 1 and 2</i>)	\$43,411.88

Expenditure Restraint Incentive Program

- Only municipalities are eligible to receive Expenditure Restraint Incentive Program (ERIP) payments
- Under state law, in 2025, each municipality will receive a payment that is equal to the amount of the payment received by the municipality in 2024 (sec. 79.05(4), Wis. Stats., from 2023 WI Act 12 – notwithstanding subs. (2) and (3))

Contact Information

If you have questions, contact us at lgs@wisconsin.gov, (608) 266-8618 or (608) 261-5167.



State of Wisconsin • DEPARTMENT OF REVENUE

DIVISION OF STATE AND LOCAL FINANCE • BUREAU OF LOCAL GOVERNMENT SERVICES • 2135 RIMROCK RD MADISON, WI 53713

Mailing Address:
PO Box 8971 #6-97
Madison WI 53708-8971
Fax: (608) 264-6887
lgs@wisconsin.gov

September 13, 2024

MARIA HOUGAN
TOWN OF PLEASANT SPRINGS
2354 COUNTY RD N
STOUGHTON WI 53589-2873

Notice of Shared Revenue – 2025 Original Estimate

Notice Information

The Wisconsin Department of Revenue (DOR) is providing the **estimated** shared revenue amounts your local government will receive in 2025 under current state law for county and municipal aid, supplemental county and municipal aid, utility aid and the expenditure restraint incentive program. This does not include adjustments, shown on the July and November payment notices.

District	TOWN OF PLEASANT SPRINGS	County	DANE	Co-muni code	13-046
-----------------	--------------------------	---------------	------	---------------------	--------

Estimate Information

For an explanation of each aid payment listed below, review the additional information in this notice.

2025 Original Estimate	
1. County and municipal aid	\$40,729.52
2. Utility aid	\$116,034.01
3. Supplemental county and municipal aid	\$83,922.78
4. Expenditure restraint incentive program	\$0.00
5. Total Estimated 2025 Payments (sum of Lines 1-4)	\$240,686.31

Payment Information

Your local government will receive two distributions in 2025 :

- July 28, 2025: 15% of Line 1, 2, and 3 and 100% of Line 4 (*shown above*)
- November 17, 2025: balance of your 2025 aid payments

County and Municipal Aid

Under state law, the county and municipal aid paid to each county and municipality must be equal to the amount determined in 2012 (sec. 79.036, Wis. Stats.) and adjusted for fallen protective services insurance reimbursement (sec. 79.036(4), Wis. Stats.).

County and Municipal Aid Calculation	
1. Prior year county and municipal aid	\$39,816.68
2. Increase due to sales tax revenue, including adjustments (<i>district changes</i>)	\$915.78
3. Fallen protective services insurance adjustment	-\$2.94
4. Fallen protective services insurance reimbursement (<i>reported to DOR</i>)	\$0.00
5. Total County and Municipal Aid (sum of Lines 1-4)	\$40,729.52

Utility Aid

- Under state law, utility aid is distributed to each county and municipality where tax-exempt utility property is located (sec. 79.04, Wis. Stats.)
- Utility companies report utility property information to DOR annually
- DOR uses the provided information to accurately calculate utility aid (*shown below*)

Utility Aid Calculation	
1. Net book value, <i>as of December 31, 2024 (including expected additions/retirements)</i>	\$38,678,003.00
2. Total net book value payment	\$116,034.01
3. Minimum payment	\$0.00
4. Megawatt capacity	0.0
5. Megawatt capacity payment	\$0.00
6. Closed/decommissioned production plant (phased down) payment	\$0.00
7. Subtotal (<i>sum of Lines 2, 3, 5 and 6</i>)	\$116,034.01
8. Population cap	\$1,315,800.00
9. Adjusted subtotal (<i>lesser of Line 7 or Line 8</i>)	\$116,034.01
10. Adjacent site incentive payment	\$0.00
11. Baseload incentive payment	\$0.00
12. Co-generation incentive payment	\$0.00
13. Alternative energy incentive payment	\$0.00
14. Total incentive payments (<i>sum of Lines 10 through 13</i>)	\$0.00
15. Spent nuclear fuel payment	\$0.00
16. Total Utility Aid – this is the utility aid payment listed on the front of the estimate (<i>sum of Lines 9, 14 and 15</i>)	\$116,034.01

Supplemental County and Municipal Aid

- Under state law, supplemental county and municipal aid paid to each county and municipality is determined by 2023 Wisconsin Act 12 (sec. 79.037, Wis. Stats.)
- For detailed information, review [county and municipal aid spreadsheet](#)

Supplemental County and Municipal Aid Calculation	
1. Prior year supplemental county and municipal aid	\$82,035.95
2. Increase due to sales tax revenue including adjustments (<i>district changes</i>)	\$1,886.83
3. Total Supplemental County and Municipal Aid (<i>sum of Lines 1 and 2</i>)	\$83,922.78

Expenditure Restraint Incentive Program

- Only municipalities are eligible to receive Expenditure Restraint Incentive Program (ERIP) payments
- Under state law, in 2025, each municipality will receive a payment that is equal to the amount of the payment received by the municipality in 2024 (sec. 79.05(4), Wis. Stats., from 2023 WI Act 12 – notwithstanding subs. (2) and (3))

Contact Information

If you have questions, contact us at lgs@wisconsin.gov, (608) 266-8618 or (608) 261-5167.



State of Wisconsin • DEPARTMENT OF REVENUE

DIVISION OF STATE AND LOCAL FINANCE • BUREAU OF LOCAL GOVERNMENT SERVICES • 2135 RIMROCK RD MADISON, WI 53713

Mailing Address:
PO Box 8971 #6-97
Madison WI 53708-8971
Fax: (608) 264-6887
lgs@wisconsin.gov

September 13, 2024

RUTH HANSEN
TOWN OF PRIMROSE
8468 COUNTY ROAD A
VERONA WI 53593

Notice of Shared Revenue – 2025 Original Estimate

Notice Information

The Wisconsin Department of Revenue (DOR) is providing the **estimated** shared revenue amounts your local government will receive in 2025 under current state law for county and municipal aid, supplemental county and municipal aid, utility aid and the expenditure restraint incentive program. This does not include adjustments, shown on the July and November payment notices.

District	TOWN OF PRIMROSE	County	DANE	Co-muni code	13-048
-----------------	------------------	---------------	------	---------------------	--------

Estimate Information

For an explanation of each aid payment listed below, review the additional information in this notice.

2025 Original Estimate	
1. County and municipal aid	\$8,508.25
2. Utility aid	\$0.00
3. Supplemental county and municipal aid	\$43,772.74
4. Expenditure restraint incentive program	\$0.00
5. Total Estimated 2025 Payments (sum of Lines 1-4)	\$52,280.99

Payment Information

Your local government will receive two distributions in 2025 :

- July 28, 2025: 15% of Line 1, 2, and 3 and 100% of Line 4 (*shown above*)
- November 17, 2025: balance of your 2025 aid payments

County and Municipal Aid

Under state law, the county and municipal aid paid to each county and municipality must be equal to the amount determined in 2012 (sec. 79.036, Wis. Stats.) and adjusted for fallen protective services insurance reimbursement (sec. 79.036(4), Wis. Stats.).

County and Municipal Aid Calculation	
1. Prior year county and municipal aid	\$8,317.56
2. Increase due to sales tax revenue, including adjustments (<i>district changes</i>)	\$191.30
3. Fallen protective services insurance adjustment	-\$0.61
4. Fallen protective services insurance reimbursement (<i>reported to DOR</i>)	\$0.00
5. Total County and Municipal Aid (sum of Lines 1-4)	\$8,508.25

Utility Aid

- Under state law, utility aid is distributed to each county and municipality where tax-exempt utility property is located (sec. 79.04, Wis. Stats.)
- Utility companies report utility property information to DOR annually
- DOR uses the provided information to accurately calculate utility aid (*shown below*)

Utility Aid Calculation	
1. Net book value, <i>as of December 31, 2024 (including expected additions/retirements)</i>	\$0.00
2. Total net book value payment	\$0.00
3. Minimum payment	\$0.00
4. Megawatt capacity	0.0
5. Megawatt capacity payment	\$0.00
6. Closed/decommissioned production plant (phased down) payment	\$0.00
7. Subtotal (<i>sum of Lines 2, 3, 5 and 6</i>)	\$0.00
8. Population cap	\$323,000.00
9. Adjusted subtotal (<i>lesser of Line 7 or Line 8</i>)	\$0.00
10. Adjacent site incentive payment	\$0.00
11. Baseload incentive payment	\$0.00
12. Co-generation incentive payment	\$0.00
13. Alternative energy incentive payment	\$0.00
14. Total incentive payments (<i>sum of Lines 10 through 13</i>)	\$0.00
15. Spent nuclear fuel payment	\$0.00
16. Total Utility Aid – this is the utility aid payment listed on the front of the estimate (<i>sum of Lines 9, 14 and 15</i>)	\$0.00

Supplemental County and Municipal Aid

- Under state law, supplemental county and municipal aid paid to each county and municipality is determined by 2023 Wisconsin Act 12 (sec. 79.037, Wis. Stats.)
- For detailed information, review [county and municipal aid spreadsheet](#)

Supplemental County and Municipal Aid Calculation	
1. Prior year supplemental county and municipal aid	\$42,788.60
2. Increase due to sales tax revenue including adjustments (<i>district changes</i>)	\$984.14
3. Total Supplemental County and Municipal Aid (<i>sum of Lines 1 and 2</i>)	\$43,772.74

Expenditure Restraint Incentive Program

- Only municipalities are eligible to receive Expenditure Restraint Incentive Program (ERIP) payments
- Under state law, in 2025, each municipality will receive a payment that is equal to the amount of the payment received by the municipality in 2024 (sec. 79.05(4), Wis. Stats., from 2023 WI Act 12 – notwithstanding subs. (2) and (3))

Contact Information

If you have questions, contact us at lgs@wisconsin.gov, (608) 266-8618 or (608) 261-5167.



State of Wisconsin • DEPARTMENT OF REVENUE

DIVISION OF STATE AND LOCAL FINANCE • BUREAU OF LOCAL GOVERNMENT SERVICES • 2135 RIMROCK RD MADISON, WI 53713

Mailing Address:
PO Box 8971 #6-97
Madison WI 53708-8971
Fax: (608) 264-6887
lgs@wisconsin.gov

September 13, 2024

LISA MEINHOLZ
TOWN OF ROXBURY
7167 KIPPLEY RD
SAUK CITY WI 53583

Notice of Shared Revenue – 2025 Original Estimate

Notice Information

The Wisconsin Department of Revenue (DOR) is providing the **estimated** shared revenue amounts your local government will receive in 2025 under current state law for county and municipal aid, supplemental county and municipal aid, utility aid and the expenditure restraint incentive program. This does not include adjustments, shown on the July and November payment notices.

District	TOWN OF ROXBURY	County	DANE	Co-muni code	13-050
-----------------	-----------------	---------------	------	---------------------	--------

Estimate Information

For an explanation of each aid payment listed below, review the additional information in this notice.

2025 Original Estimate	
1. County and municipal aid	\$22,354.31
2. Utility aid	\$0.00
3. Supplemental county and municipal aid	\$62,764.32
4. Expenditure restraint incentive program	\$0.00
5. Total Estimated 2025 Payments (sum of Lines 1-4)	\$85,118.63

Payment Information

Your local government will receive two distributions in 2025 :

- July 28, 2025: 15% of Line 1, 2, and 3 and 100% of Line 4 (*shown above*)
- November 17, 2025: balance of your 2025 aid payments

County and Municipal Aid

Under state law, the county and municipal aid paid to each county and municipality must be equal to the amount determined in 2012 (sec. 79.036, Wis. Stats.) and adjusted for fallen protective services insurance reimbursement (sec. 79.036(4), Wis. Stats.).

County and Municipal Aid Calculation	
1. Prior year county and municipal aid	\$21,853.30
2. Increase due to sales tax revenue, including adjustments (<i>district changes</i>)	\$502.63
3. Fallen protective services insurance adjustment	-\$1.62
4. Fallen protective services insurance reimbursement (<i>reported to DOR</i>)	\$0.00
5. Total County and Municipal Aid (sum of Lines 1-4)	\$22,354.31

Utility Aid

- Under state law, utility aid is distributed to each county and municipality where tax-exempt utility property is located (sec. 79.04, Wis. Stats.)
- Utility companies report utility property information to DOR annually
- DOR uses the provided information to accurately calculate utility aid (*shown below*)

Utility Aid Calculation	
1. Net book value, <i>as of December 31, 2024 (including expected additions/retirements)</i>	\$0.00
2. Total net book value payment	\$0.00
3. Minimum payment	\$0.00
4. Megawatt capacity	0.0
5. Megawatt capacity payment	\$0.00
6. Closed/decommissioned production plant (phased down) payment	\$0.00
7. Subtotal (<i>sum of Lines 2, 3, 5 and 6</i>)	\$0.00
8. Population cap	\$789,650.00
9. Adjusted subtotal (<i>lesser of Line 7 or Line 8</i>)	\$0.00
10. Adjacent site incentive payment	\$0.00
11. Baseload incentive payment	\$0.00
12. Co-generation incentive payment	\$0.00
13. Alternative energy incentive payment	\$0.00
14. Total incentive payments (<i>sum of Lines 10 through 13</i>)	\$0.00
15. Spent nuclear fuel payment	\$0.00
16. Total Utility Aid – this is the utility aid payment listed on the front of the estimate (<i>sum of Lines 9, 14 and 15</i>)	\$0.00

Supplemental County and Municipal Aid

- Under state law, supplemental county and municipal aid paid to each county and municipality is determined by 2023 Wisconsin Act 12 (sec. 79.037, Wis. Stats.)
- For detailed information, review [county and municipal aid spreadsheet](#)

Supplemental County and Municipal Aid Calculation	
1. Prior year supplemental county and municipal aid	\$61,353.20
2. Increase due to sales tax revenue including adjustments (<i>district changes</i>)	\$1,411.12
3. Total Supplemental County and Municipal Aid (<i>sum of Lines 1 and 2</i>)	\$62,764.32

Expenditure Restraint Incentive Program

- Only municipalities are eligible to receive Expenditure Restraint Incentive Program (ERIP) payments
- Under state law, in 2025, each municipality will receive a payment that is equal to the amount of the payment received by the municipality in 2024 (sec. 79.05(4), Wis. Stats., from 2023 WI Act 12 – notwithstanding subs. (2) and (3))

Contact Information

If you have questions, contact us at lgs@wisconsin.gov, (608) 266-8618 or (608) 261-5167.



State of Wisconsin • DEPARTMENT OF REVENUE

DIVISION OF STATE AND LOCAL FINANCE • BUREAU OF LOCAL GOVERNMENT SERVICES • 2135 RIMROCK RD MADISON, WI 53713

Mailing Address:
PO Box 8971 #6-97
Madison WI 53708-8971
Fax: (608) 264-6887
lgs@wisconsin.gov

September 13, 2024

DAWN GEORGE
TOWN OF RUTLAND
4177 OLD STAGE RD
BROOKLYN WI 53521-9473

Notice of Shared Revenue – 2025 Original Estimate

Notice Information

The Wisconsin Department of Revenue (DOR) is providing the **estimated** shared revenue amounts your local government will receive in 2025 under current state law for county and municipal aid, supplemental county and municipal aid, utility aid and the expenditure restraint incentive program. This does not include adjustments, shown on the July and November payment notices.

District	TOWN OF RUTLAND	County	DANE	Co-muni code	13-052
-----------------	-----------------	---------------	------	---------------------	--------

Estimate Information

For an explanation of each aid payment listed below, review the additional information in this notice.

2025 Original Estimate	
1. County and municipal aid	\$23,265.80
2. Utility aid	\$407.77
3. Supplemental county and municipal aid	\$64,771.84
4. Expenditure restraint incentive program	\$0.00
5. Total Estimated 2025 Payments (sum of Lines 1-4)	\$88,445.41

Payment Information

Your local government will receive two distributions in 2025 :

- July 28, 2025: 15% of Line 1, 2, and 3 and 100% of Line 4 (*shown above*)
- November 17, 2025: balance of your 2025 aid payments

County and Municipal Aid

Under state law, the county and municipal aid paid to each county and municipality must be equal to the amount determined in 2012 (sec. 79.036, Wis. Stats.) and adjusted for fallen protective services insurance reimbursement (sec. 79.036(4), Wis. Stats.).

County and Municipal Aid Calculation	
1. Prior year county and municipal aid	\$22,744.36
2. Increase due to sales tax revenue, including adjustments (<i>district changes</i>)	\$523.12
3. Fallen protective services insurance adjustment	-\$1.68
4. Fallen protective services insurance reimbursement (<i>reported to DOR</i>)	\$0.00
5. Total County and Municipal Aid (sum of Lines 1-4)	\$23,265.80

Utility Aid

- Under state law, utility aid is distributed to each county and municipality where tax-exempt utility property is located (sec. 79.04, Wis. Stats.)
- Utility companies report utility property information to DOR annually
- DOR uses the provided information to accurately calculate utility aid (*shown below*)

Utility Aid Calculation	
1. Net book value, <i>as of December 31, 2024 (including expected additions/retirements)</i>	\$135,924.00
2. Total net book value payment	\$407.77
3. Minimum payment	\$0.00
4. Megawatt capacity	0.0
5. Megawatt capacity payment	\$0.00
6. Closed/decommissioned production plant (phased down) payment	\$0.00
7. Subtotal (<i>sum of Lines 2, 3, 5 and 6</i>)	\$407.77
8. Population cap	\$838,100.00
9. Adjusted subtotal (<i>lesser of Line 7 or Line 8</i>)	\$407.77
10. Adjacent site incentive payment	\$0.00
11. Baseload incentive payment	\$0.00
12. Co-generation incentive payment	\$0.00
13. Alternative energy incentive payment	\$0.00
14. Total incentive payments (<i>sum of Lines 10 through 13</i>)	\$0.00
15. Spent nuclear fuel payment	\$0.00
16. Total Utility Aid – this is the utility aid payment listed on the front of the estimate (<i>sum of Lines 9, 14 and 15</i>)	\$407.77

Supplemental County and Municipal Aid

- Under state law, supplemental county and municipal aid paid to each county and municipality is determined by 2023 Wisconsin Act 12 (sec. 79.037, Wis. Stats.)
- For detailed information, review [county and municipal aid spreadsheet](#)

Supplemental County and Municipal Aid Calculation	
1. Prior year supplemental county and municipal aid	\$63,315.58
2. Increase due to sales tax revenue including adjustments (<i>district changes</i>)	\$1,456.26
3. Total Supplemental County and Municipal Aid (<i>sum of Lines 1 and 2</i>)	\$64,771.84

Expenditure Restraint Incentive Program

- Only municipalities are eligible to receive Expenditure Restraint Incentive Program (ERIP) payments
- Under state law, in 2025, each municipality will receive a payment that is equal to the amount of the payment received by the municipality in 2024 (sec. 79.05(4), Wis. Stats., from 2023 WI Act 12 – notwithstanding subs. (2) and (3))

Contact Information

If you have questions, contact us at lgs@wisconsin.gov, (608) 266-8618 or (608) 261-5167.



State of Wisconsin • DEPARTMENT OF REVENUE

DIVISION OF STATE AND LOCAL FINANCE • BUREAU OF LOCAL GOVERNMENT SERVICES • 2135 RIMROCK RD MADISON, WI 53713

Mailing Address:
PO Box 8971 #6-97
Madison WI 53708-8971
Fax: (608) 264-6887
lgs@wisconsin.gov

September 13, 2024

JACKIE ARTHUR
TOWN OF SPRINGDALE
2379 TOWN HALL RD
MT HOREB WI 53572-2454

Notice of Shared Revenue – 2025 Original Estimate

Notice Information

The Wisconsin Department of Revenue (DOR) is providing the **estimated** shared revenue amounts your local government will receive in 2025 under current state law for county and municipal aid, supplemental county and municipal aid, utility aid and the expenditure restraint incentive program. This does not include adjustments, shown on the July and November payment notices.

District	TOWN OF SPRINGDALE	County	DANE	Co-muni code	13-054
-----------------	--------------------	---------------	------	---------------------	--------

Estimate Information

For an explanation of each aid payment listed below, review the additional information in this notice.

2025 Original Estimate	
1. County and municipal aid	\$19,878.21
2. Utility aid	\$0.00
3. Supplemental county and municipal aid	\$66,504.59
4. Expenditure restraint incentive program	\$0.00
5. Total Estimated 2025 Payments (sum of Lines 1-4)	\$86,382.80

Payment Information

Your local government will receive two distributions in 2025 :

- July 28, 2025: 15% of Line 1, 2, and 3 and 100% of Line 4 (*shown above*)
- November 17, 2025: balance of your 2025 aid payments

County and Municipal Aid

Under state law, the county and municipal aid paid to each county and municipality must be equal to the amount determined in 2012 (sec. 79.036, Wis. Stats.) and adjusted for fallen protective services insurance reimbursement (sec. 79.036(4), Wis. Stats.).

County and Municipal Aid Calculation	
1. Prior year county and municipal aid	\$19,432.70
2. Increase due to sales tax revenue, including adjustments (<i>district changes</i>)	\$446.95
3. Fallen protective services insurance adjustment	-\$1.44
4. Fallen protective services insurance reimbursement (<i>reported to DOR</i>)	\$0.00
5. Total County and Municipal Aid (sum of Lines 1-4)	\$19,878.21

Utility Aid

- Under state law, utility aid is distributed to each county and municipality where tax-exempt utility property is located (sec. 79.04, Wis. Stats.)
- Utility companies report utility property information to DOR annually
- DOR uses the provided information to accurately calculate utility aid (*shown below*)

Utility Aid Calculation	
1. Net book value, <i>as of December 31, 2024 (including expected additions/retirements)</i>	\$0.00
2. Total net book value payment	\$0.00
3. Minimum payment	\$0.00
4. Megawatt capacity	0.0
5. Megawatt capacity payment	\$0.00
6. Closed/decommissioned production plant (phased down) payment	\$0.00
7. Subtotal (<i>sum of Lines 2, 3, 5 and 6</i>)	\$0.00
8. Population cap	\$891,225.00
9. Adjusted subtotal (<i>lesser of Line 7 or Line 8</i>)	\$0.00
10. Adjacent site incentive payment	\$0.00
11. Baseload incentive payment	\$0.00
12. Co-generation incentive payment	\$0.00
13. Alternative energy incentive payment	\$0.00
14. Total incentive payments (<i>sum of Lines 10 through 13</i>)	\$0.00
15. Spent nuclear fuel payment	\$0.00
16. Total Utility Aid – this is the utility aid payment listed on the front of the estimate (<i>sum of Lines 9, 14 and 15</i>)	\$0.00

Supplemental County and Municipal Aid

- Under state law, supplemental county and municipal aid paid to each county and municipality is determined by 2023 Wisconsin Act 12 (sec. 79.037, Wis. Stats.)
- For detailed information, review [county and municipal aid spreadsheet](#)

Supplemental County and Municipal Aid Calculation	
1. Prior year supplemental county and municipal aid	\$65,009.37
2. Increase due to sales tax revenue including adjustments (<i>district changes</i>)	\$1,495.22
3. Total Supplemental County and Municipal Aid (<i>sum of Lines 1 and 2</i>)	\$66,504.59

Expenditure Restraint Incentive Program

- Only municipalities are eligible to receive Expenditure Restraint Incentive Program (ERIP) payments
- Under state law, in 2025, each municipality will receive a payment that is equal to the amount of the payment received by the municipality in 2024 (sec. 79.05(4), Wis. Stats., from 2023 WI Act 12 – notwithstanding subs. (2) and (3))

Contact Information

If you have questions, contact us at lgs@wisconsin.gov, (608) 266-8618 or (608) 261-5167.



State of Wisconsin • DEPARTMENT OF REVENUE

DIVISION OF STATE AND LOCAL FINANCE • BUREAU OF LOCAL GOVERNMENT SERVICES • 2135 RIMROCK RD MADISON, WI 53713

Mailing Address:
PO Box 8971 #6-97
Madison WI 53708-8971
Fax: (608) 264-6887
lgs@wisconsin.gov

September 13, 2024

DIANAH FAYAS
TOWN OF SPRINGFIELD
6157 CTH P
DANE WI 53529

Notice of Shared Revenue – 2025 Original Estimate

Notice Information

The Wisconsin Department of Revenue (DOR) is providing the **estimated** shared revenue amounts your local government will receive in 2025 under current state law for county and municipal aid, supplemental county and municipal aid, utility aid and the expenditure restraint incentive program. This does not include adjustments, shown on the July and November payment notices.

District	TOWN OF SPRINGFIELD	County	DANE	Co-muni code	13-056
-----------------	---------------------	---------------	------	---------------------	--------

Estimate Information

For an explanation of each aid payment listed below, review the additional information in this notice.

2025 Original Estimate	
1. County and municipal aid	\$37,197.42
2. Utility aid	\$459.05
3. Supplemental county and municipal aid	\$81,095.54
4. Expenditure restraint incentive program	\$0.00
5. Total Estimated 2025 Payments (sum of Lines 1-4)	\$118,752.01

Payment Information

Your local government will receive two distributions in 2025 :

- July 28, 2025: 15% of Line 1, 2, and 3 and 100% of Line 4 (*shown above*)
- November 17, 2025: balance of your 2025 aid payments

County and Municipal Aid

Under state law, the county and municipal aid paid to each county and municipality must be equal to the amount determined in 2012 (sec. 79.036, Wis. Stats.) and adjusted for fallen protective services insurance reimbursement (sec. 79.036(4), Wis. Stats.).

County and Municipal Aid Calculation	
1. Prior year county and municipal aid	\$36,363.74
2. Increase due to sales tax revenue, including adjustments (<i>district changes</i>)	\$836.37
3. Fallen protective services insurance adjustment	-\$2.69
4. Fallen protective services insurance reimbursement (<i>reported to DOR</i>)	\$0.00
5. Total County and Municipal Aid (sum of Lines 1-4)	\$37,197.42

Utility Aid

- Under state law, utility aid is distributed to each county and municipality where tax-exempt utility property is located (sec. 79.04, Wis. Stats.)
- Utility companies report utility property information to DOR annually
- DOR uses the provided information to accurately calculate utility aid (*shown below*)

Utility Aid Calculation	
1. Net book value, <i>as of December 31, 2024 (including expected additions/retirements)</i>	\$153,015.00
2. Total net book value payment	\$459.05
3. Minimum payment	\$0.00
4. Megawatt capacity	0.0
5. Megawatt capacity payment	\$0.00
6. Closed/decommissioned production plant (phased down) payment	\$0.00
7. Subtotal (<i>sum of Lines 2, 3, 5 and 6</i>)	\$459.05
8. Population cap	\$1,226,125.00
9. Adjusted subtotal (<i>lesser of Line 7 or Line 8</i>)	\$459.05
10. Adjacent site incentive payment	\$0.00
11. Baseload incentive payment	\$0.00
12. Co-generation incentive payment	\$0.00
13. Alternative energy incentive payment	\$0.00
14. Total incentive payments (<i>sum of Lines 10 through 13</i>)	\$0.00
15. Spent nuclear fuel payment	\$0.00
16. Total Utility Aid – this is the utility aid payment listed on the front of the estimate (<i>sum of Lines 9, 14 and 15</i>)	\$459.05

Supplemental County and Municipal Aid

- Under state law, supplemental county and municipal aid paid to each county and municipality is determined by 2023 Wisconsin Act 12 (sec. 79.037, Wis. Stats.)
- For detailed information, review [county and municipal aid spreadsheet](#)

Supplemental County and Municipal Aid Calculation	
1. Prior year supplemental county and municipal aid	\$79,272.28
2. Increase due to sales tax revenue including adjustments (<i>district changes</i>)	\$1,823.26
3. Total Supplemental County and Municipal Aid (<i>sum of Lines 1 and 2</i>)	\$81,095.54

Expenditure Restraint Incentive Program

- Only municipalities are eligible to receive Expenditure Restraint Incentive Program (ERIP) payments
- Under state law, in 2025, each municipality will receive a payment that is equal to the amount of the payment received by the municipality in 2024 (sec. 79.05(4), Wis. Stats., from 2023 WI Act 12 – notwithstanding subs. (2) and (3))

Contact Information

If you have questions, contact us at lgs@wisconsin.gov, (608) 266-8618 or (608) 261-5167.



State of Wisconsin • DEPARTMENT OF REVENUE

DIVISION OF STATE AND LOCAL FINANCE • BUREAU OF LOCAL GOVERNMENT SERVICES • 2135 RIMROCK RD MADISON, WI 53713

Mailing Address:
PO Box 8971 #6-97
Madison WI 53708-8971
Fax: (608) 264-6887
lgs@wisconsin.gov

September 13, 2024

RHONDA WIEDENBECK
TOWN OF SUN PRAIRIE
5556 TWIN LANE RD
MARSHALL WI 53559-9489

Notice of Shared Revenue – 2025 Original Estimate

Notice Information

The Wisconsin Department of Revenue (DOR) is providing the **estimated** shared revenue amounts your local government will receive in 2025 under current state law for county and municipal aid, supplemental county and municipal aid, utility aid and the expenditure restraint incentive program. This does not include adjustments, shown on the July and November payment notices.

District	TOWN OF SUN PRAIRIE	County	DANE	Co-muni code	13-058
-----------------	---------------------	---------------	------	---------------------	--------

Estimate Information

For an explanation of each aid payment listed below, review the additional information in this notice.

2025 Original Estimate	
1. County and municipal aid	\$27,834.27
2. Utility aid	\$534.81
3. Supplemental county and municipal aid	\$71,718.66
4. Expenditure restraint incentive program	\$0.00
5. Total Estimated 2025 Payments (sum of Lines 1-4)	\$100,087.74

Payment Information

Your local government will receive two distributions in 2025 :

- July 28, 2025: 15% of Line 1, 2, and 3 and 100% of Line 4 (*shown above*)
- November 17, 2025: balance of your 2025 aid payments

County and Municipal Aid

Under state law, the county and municipal aid paid to each county and municipality must be equal to the amount determined in 2012 (sec. 79.036, Wis. Stats.) and adjusted for fallen protective services insurance reimbursement (sec. 79.036(4), Wis. Stats.).

County and Municipal Aid Calculation	
1. Prior year county and municipal aid	\$27,210.44
2. Increase due to sales tax revenue, including adjustments (<i>district changes</i>)	\$625.84
3. Fallen protective services insurance adjustment	-\$2.01
4. Fallen protective services insurance reimbursement (<i>reported to DOR</i>)	\$0.00
5. Total County and Municipal Aid (sum of Lines 1-4)	\$27,834.27

Utility Aid

- Under state law, utility aid is distributed to each county and municipality where tax-exempt utility property is located (sec. 79.04, Wis. Stats.)
- Utility companies report utility property information to DOR annually
- DOR uses the provided information to accurately calculate utility aid (*shown below*)

Utility Aid Calculation	
1. Net book value, <i>as of December 31, 2024 (including expected additions/retirements)</i>	\$178,271.00
2. Total net book value payment	\$534.81
3. Minimum payment	\$0.00
4. Megawatt capacity	0.0
5. Megawatt capacity payment	\$0.00
6. Closed/decommissioned production plant (phased down) payment	\$0.00
7. Subtotal (<i>sum of Lines 2, 3, 5 and 6</i>)	\$534.81
8. Population cap	\$1,004,700.00
9. Adjusted subtotal (<i>lesser of Line 7 or Line 8</i>)	\$534.81
10. Adjacent site incentive payment	\$0.00
11. Baseload incentive payment	\$0.00
12. Co-generation incentive payment	\$0.00
13. Alternative energy incentive payment	\$0.00
14. Total incentive payments (<i>sum of Lines 10 through 13</i>)	\$0.00
15. Spent nuclear fuel payment	\$0.00
16. Total Utility Aid – this is the utility aid payment listed on the front of the estimate <i>(sum of Lines 9, 14 and 15)</i>	\$534.81

Supplemental County and Municipal Aid

- Under state law, supplemental county and municipal aid paid to each county and municipality is determined by 2023 Wisconsin Act 12 (sec. 79.037, Wis. Stats.)
- For detailed information, review [county and municipal aid spreadsheet](#)

Supplemental County and Municipal Aid Calculation	
1. Prior year supplemental county and municipal aid	\$70,106.22
2. Increase due to sales tax revenue including adjustments (<i>district changes</i>)	\$1,612.44
3. Total Supplemental County and Municipal Aid (<i>sum of Lines 1 and 2</i>)	\$71,718.66

Expenditure Restraint Incentive Program

- Only municipalities are eligible to receive Expenditure Restraint Incentive Program (ERIP) payments
- Under state law, in 2025, each municipality will receive a payment that is equal to the amount of the payment received by the municipality in 2024 (sec. 79.05(4), Wis. Stats., from 2023 WI Act 12 – notwithstanding subs. (2) and (3))

Contact Information

If you have questions, contact us at lgs@wisconsin.gov, (608) 266-8618 or (608) 261-5167.



State of Wisconsin • DEPARTMENT OF REVENUE

DIVISION OF STATE AND LOCAL FINANCE • BUREAU OF LOCAL GOVERNMENT SERVICES • 2135 RIMROCK RD MADISON, WI 53713

Mailing Address:
PO Box 8971 #6-97
Madison WI 53708-8971
Fax: (608) 264-6887
lgs@wisconsin.gov

September 13, 2024

KATIE ZELLE
TOWN OF VERMONT
4017 COUNTY HWY JJ
BLACK EARTH WI 53515

Notice of Shared Revenue – 2025 Original Estimate

Notice Information

The Wisconsin Department of Revenue (DOR) is providing the **estimated** shared revenue amounts your local government will receive in 2025 under current state law for county and municipal aid, supplemental county and municipal aid, utility aid and the expenditure restraint incentive program. This does not include adjustments, shown on the July and November payment notices.

District	TOWN OF VERMONT	County	DANE	Co-muni code	13-060
-----------------	-----------------	---------------	------	---------------------	--------

Estimate Information

For an explanation of each aid payment listed below, review the additional information in this notice.

2025 Original Estimate	
1. County and municipal aid	\$9,848.00
2. Utility aid	\$0.00
3. Supplemental county and municipal aid	\$45,868.95
4. Expenditure restraint incentive program	\$0.00
5. Total Estimated 2025 Payments (sum of Lines 1-4)	\$55,716.95

Payment Information

Your local government will receive two distributions in 2025 :

- July 28, 2025: 15% of Line 1, 2, and 3 and 100% of Line 4 (*shown above*)
- November 17, 2025: balance of your 2025 aid payments

County and Municipal Aid

Under state law, the county and municipal aid paid to each county and municipality must be equal to the amount determined in 2012 (sec. 79.036, Wis. Stats.) and adjusted for fallen protective services insurance reimbursement (sec. 79.036(4), Wis. Stats.).

County and Municipal Aid Calculation	
1. Prior year county and municipal aid	\$9,627.28
2. Increase due to sales tax revenue, including adjustments (<i>district changes</i>)	\$221.43
3. Fallen protective services insurance adjustment	-\$0.71
4. Fallen protective services insurance reimbursement (<i>reported to DOR</i>)	\$0.00
5. Total County and Municipal Aid (sum of Lines 1-4)	\$9,848.00

Utility Aid

- Under state law, utility aid is distributed to each county and municipality where tax-exempt utility property is located (sec. 79.04, Wis. Stats.)
- Utility companies report utility property information to DOR annually
- DOR uses the provided information to accurately calculate utility aid (*shown below*)

Utility Aid Calculation	
1. Net book value, <i>as of December 31, 2024 (including expected additions/retirements)</i>	\$0.00
2. Total net book value payment	\$0.00
3. Minimum payment	\$0.00
4. Megawatt capacity	0.0
5. Megawatt capacity payment	\$0.00
6. Closed/decommissioned production plant (phased down) payment	\$0.00
7. Subtotal (<i>sum of Lines 2, 3, 5 and 6</i>)	\$0.00
8. Population cap	\$388,025.00
9. Adjusted subtotal (<i>lesser of Line 7 or Line 8</i>)	\$0.00
10. Adjacent site incentive payment	\$0.00
11. Baseload incentive payment	\$0.00
12. Co-generation incentive payment	\$0.00
13. Alternative energy incentive payment	\$0.00
14. Total incentive payments (<i>sum of Lines 10 through 13</i>)	\$0.00
15. Spent nuclear fuel payment	\$0.00
16. Total Utility Aid – this is the utility aid payment listed on the front of the estimate (<i>sum of Lines 9, 14 and 15</i>)	\$0.00

Supplemental County and Municipal Aid

- Under state law, supplemental county and municipal aid paid to each county and municipality is determined by 2023 Wisconsin Act 12 (sec. 79.037, Wis. Stats.)
- For detailed information, review [county and municipal aid spreadsheet](#)

Supplemental County and Municipal Aid Calculation	
1. Prior year supplemental county and municipal aid	\$44,837.68
2. Increase due to sales tax revenue including adjustments (<i>district changes</i>)	\$1,031.27
3. Total Supplemental County and Municipal Aid (<i>sum of Lines 1 and 2</i>)	\$45,868.95

Expenditure Restraint Incentive Program

- Only municipalities are eligible to receive Expenditure Restraint Incentive Program (ERIP) payments
- Under state law, in 2025, each municipality will receive a payment that is equal to the amount of the payment received by the municipality in 2024 (sec. 79.05(4), Wis. Stats., from 2023 WI Act 12 – notwithstanding subs. (2) and (3))

Contact Information

If you have questions, contact us at lgs@wisconsin.gov, (608) 266-8618 or (608) 261-5167.



State of Wisconsin • DEPARTMENT OF REVENUE

DIVISION OF STATE AND LOCAL FINANCE • BUREAU OF LOCAL GOVERNMENT SERVICES • 2135 RIMROCK RD MADISON, WI 53713

Mailing Address:
PO Box 8971 #6-97
Madison WI 53708-8971
Fax: (608) 264-6887
lgs@wisconsin.gov

September 13, 2024

TERESA WITHEE
TOWN OF VERONA
7669 COUNTY HIGHWAY PD
VERONA WI 53593-1035

Notice of Shared Revenue – 2025 Original Estimate

Notice Information

The Wisconsin Department of Revenue (DOR) is providing the **estimated** shared revenue amounts your local government will receive in 2025 under current state law for county and municipal aid, supplemental county and municipal aid, utility aid and the expenditure restraint incentive program. This does not include adjustments, shown on the July and November payment notices.

District	TOWN OF VERONA	County	DANE	Co-muni code	13-062
-----------------	----------------	---------------	------	---------------------	--------

Estimate Information

For an explanation of each aid payment listed below, review the additional information in this notice.

2025 Original Estimate	
1. County and municipal aid	\$27,531.22
2. Utility aid	\$47,972.59
3. Supplemental county and municipal aid	\$65,183.61
4. Expenditure restraint incentive program	\$0.00
5. Total Estimated 2025 Payments (sum of Lines 1-4)	\$140,687.42

Payment Information

Your local government will receive two distributions in 2025 :

- July 28, 2025: 15% of Line 1, 2, and 3 and 100% of Line 4 (*shown above*)
- November 17, 2025: balance of your 2025 aid payments

County and Municipal Aid

Under state law, the county and municipal aid paid to each county and municipality must be equal to the amount determined in 2012 (sec. 79.036, Wis. Stats.) and adjusted for fallen protective services insurance reimbursement (sec. 79.036(4), Wis. Stats.).

County and Municipal Aid Calculation	
1. Prior year county and municipal aid	\$26,914.18
2. Increase due to sales tax revenue, including adjustments (<i>district changes</i>)	\$619.03
3. Fallen protective services insurance adjustment	-\$1.99
4. Fallen protective services insurance reimbursement (<i>reported to DOR</i>)	\$0.00
5. Total County and Municipal Aid (sum of Lines 1-4)	\$27,531.22

Utility Aid

- Under state law, utility aid is distributed to each county and municipality where tax-exempt utility property is located (sec. 79.04, Wis. Stats.)
- Utility companies report utility property information to DOR annually
- DOR uses the provided information to accurately calculate utility aid (*shown below*)

Utility Aid Calculation	
1. Net book value, <i>as of December 31, 2024 (including expected additions/retirements)</i>	\$15,990,864.00
2. Total net book value payment	\$47,972.59
3. Minimum payment	\$0.00
4. Megawatt capacity	0.0
5. Megawatt capacity payment	\$0.00
6. Closed/decommissioned production plant (phased down) payment	\$0.00
7. Subtotal (<i>sum of Lines 2, 3, 5 and 6</i>)	\$47,972.59
8. Population cap	\$902,275.00
9. Adjusted subtotal (<i>lesser of Line 7 or Line 8</i>)	\$47,972.59
10. Adjacent site incentive payment	\$0.00
11. Baseload incentive payment	\$0.00
12. Co-generation incentive payment	\$0.00
13. Alternative energy incentive payment	\$0.00
14. Total incentive payments (<i>sum of Lines 10 through 13</i>)	\$0.00
15. Spent nuclear fuel payment	\$0.00
16. Total Utility Aid – this is the utility aid payment listed on the front of the estimate (<i>sum of Lines 9, 14 and 15</i>)	\$47,972.59

Supplemental County and Municipal Aid

- Under state law, supplemental county and municipal aid paid to each county and municipality is determined by 2023 Wisconsin Act 12 (sec. 79.037, Wis. Stats.)
- For detailed information, review [county and municipal aid spreadsheet](#)

Supplemental County and Municipal Aid Calculation	
1. Prior year supplemental county and municipal aid	\$63,718.09
2. Increase due to sales tax revenue including adjustments (<i>district changes</i>)	\$1,465.52
3. Total Supplemental County and Municipal Aid (<i>sum of Lines 1 and 2</i>)	\$65,183.61

Expenditure Restraint Incentive Program

- Only municipalities are eligible to receive Expenditure Restraint Incentive Program (ERIP) payments
- Under state law, in 2025, each municipality will receive a payment that is equal to the amount of the payment received by the municipality in 2024 (sec. 79.05(4), Wis. Stats., from 2023 WI Act 12 – notwithstanding subs. (2) and (3))

Contact Information

If you have questions, contact us at lgs@wisconsin.gov, (608) 266-8618 or (608) 261-5167.



State of Wisconsin • DEPARTMENT OF REVENUE

DIVISION OF STATE AND LOCAL FINANCE • BUREAU OF LOCAL GOVERNMENT SERVICES • 2135 RIMROCK RD MADISON, WI 53713

Mailing Address:
PO Box 8971 #6-97
Madison WI 53708-8971
Fax: (608) 264-6887
lgs@wisconsin.gov

September 13, 2024

KATHLEEN CLARK
TOWN OF VIENNA
7161 COUNTY RD I
DE FOREST WI 53532-1946

Notice of Shared Revenue – 2025 Original Estimate

Notice Information

The Wisconsin Department of Revenue (DOR) is providing the **estimated** shared revenue amounts your local government will receive in 2025 under current state law for county and municipal aid, supplemental county and municipal aid, utility aid and the expenditure restraint incentive program. This does not include adjustments, shown on the July and November payment notices.

District	TOWN OF VIENNA	County	DANE	Co-muni code	13-064
-----------------	----------------	---------------	------	---------------------	--------

Estimate Information

For an explanation of each aid payment listed below, review the additional information in this notice.

2025 Original Estimate	
1. County and municipal aid	\$18,496.87
2. Utility aid	\$61,749.60
3. Supplemental county and municipal aid	\$59,520.79
4. Expenditure restraint incentive program	\$0.00
5. Total Estimated 2025 Payments (sum of Lines 1-4)	\$139,767.26

Payment Information

Your local government will receive two distributions in 2025 :

- July 28, 2025: 15% of Line 1, 2, and 3 and 100% of Line 4 (*shown above*)
- November 17, 2025: balance of your 2025 aid payments

County and Municipal Aid

Under state law, the county and municipal aid paid to each county and municipality must be equal to the amount determined in 2012 (sec. 79.036, Wis. Stats.) and adjusted for fallen protective services insurance reimbursement (sec. 79.036(4), Wis. Stats.).

County and Municipal Aid Calculation	
1. Prior year county and municipal aid	\$18,082.32
2. Increase due to sales tax revenue, including adjustments (<i>district changes</i>)	\$415.89
3. Fallen protective services insurance adjustment	-\$1.34
4. Fallen protective services insurance reimbursement (<i>reported to DOR</i>)	\$0.00
5. Total County and Municipal Aid (sum of Lines 1-4)	\$18,496.87

Utility Aid

- Under state law, utility aid is distributed to each county and municipality where tax-exempt utility property is located (sec. 79.04, Wis. Stats.)
- Utility companies report utility property information to DOR annually
- DOR uses the provided information to accurately calculate utility aid (*shown below*)

Utility Aid Calculation	
1. Net book value, <i>as of December 31, 2024 (including expected additions/retirements)</i>	\$20,583,200.00
2. Total net book value payment	\$61,749.60
3. Minimum payment	\$0.00
4. Megawatt capacity	0.0
5. Megawatt capacity payment	\$0.00
6. Closed/decommissioned production plant (phased down) payment	\$0.00
7. Subtotal (<i>sum of Lines 2, 3, 5 and 6</i>)	\$61,749.60
8. Population cap	\$711,450.00
9. Adjusted subtotal (<i>lesser of Line 7 or Line 8</i>)	\$61,749.60
10. Adjacent site incentive payment	\$0.00
11. Baseload incentive payment	\$0.00
12. Co-generation incentive payment	\$0.00
13. Alternative energy incentive payment	\$0.00
14. Total incentive payments (<i>sum of Lines 10 through 13</i>)	\$0.00
15. Spent nuclear fuel payment	\$0.00
16. Total Utility Aid – this is the utility aid payment listed on the front of the estimate (<i>sum of Lines 9, 14 and 15</i>)	\$61,749.60

Supplemental County and Municipal Aid

- Under state law, supplemental county and municipal aid paid to each county and municipality is determined by 2023 Wisconsin Act 12 (sec. 79.037, Wis. Stats.)
- For detailed information, review [county and municipal aid spreadsheet](#)

Supplemental County and Municipal Aid Calculation	
1. Prior year supplemental county and municipal aid	\$58,182.59
2. Increase due to sales tax revenue including adjustments (<i>district changes</i>)	\$1,338.20
3. Total Supplemental County and Municipal Aid (<i>sum of Lines 1 and 2</i>)	\$59,520.79

Expenditure Restraint Incentive Program

- Only municipalities are eligible to receive Expenditure Restraint Incentive Program (ERIP) payments
- Under state law, in 2025, each municipality will receive a payment that is equal to the amount of the payment received by the municipality in 2024 (sec. 79.05(4), Wis. Stats., from 2023 WI Act 12 – notwithstanding subs. (2) and (3))

Contact Information

If you have questions, contact us at lgs@wisconsin.gov, (608) 266-8618 or (608) 261-5167.



State of Wisconsin • DEPARTMENT OF REVENUE

DIVISION OF STATE AND LOCAL FINANCE • BUREAU OF LOCAL GOVERNMENT SERVICES • 2135 RIMROCK RD MADISON, WI 53713

Mailing Address:
PO Box 8971 #6-97
Madison WI 53708-8971
Fax: (608) 264-6887
lgs@wisconsin.gov

September 13, 2024

DEAN GROSSKOPF
TOWN OF WESTPORT
5387 MARY LAKE RD
WAUNAKEE WI 53597-9128

Notice of Shared Revenue – 2025 Original Estimate

Notice Information

The Wisconsin Department of Revenue (DOR) is providing the **estimated** shared revenue amounts your local government will receive in 2025 under current state law for county and municipal aid, supplemental county and municipal aid, utility aid and the expenditure restraint incentive program. This does not include adjustments, shown on the July and November payment notices.

District	TOWN OF WESTPORT	County	DANE	Co-muni code	13-066
-----------------	------------------	---------------	------	---------------------	--------

Estimate Information

For an explanation of each aid payment listed below, review the additional information in this notice.

2025 Original Estimate	
1. County and municipal aid	\$46,468.85
2. Utility aid	\$20,205.09
3. Supplemental county and municipal aid	\$104,483.93
4. Expenditure restraint incentive program	\$0.00
5. Total Estimated 2025 Payments (sum of Lines 1-4)	\$171,157.87

Payment Information

Your local government will receive two distributions in 2025 :

- July 28, 2025: 15% of Line 1, 2, and 3 and 100% of Line 4 (*shown above*)
- November 17, 2025: balance of your 2025 aid payments

County and Municipal Aid

Under state law, the county and municipal aid paid to each county and municipality must be equal to the amount determined in 2012 (sec. 79.036, Wis. Stats.) and adjusted for fallen protective services insurance reimbursement (sec. 79.036(4), Wis. Stats.).

County and Municipal Aid Calculation	
1. Prior year county and municipal aid	\$45,427.38
2. Increase due to sales tax revenue, including adjustments (<i>district changes</i>)	\$1,044.83
3. Fallen protective services insurance adjustment	-\$3.36
4. Fallen protective services insurance reimbursement (<i>reported to DOR</i>)	\$0.00
5. Total County and Municipal Aid (sum of Lines 1-4)	\$46,468.85

Utility Aid

- Under state law, utility aid is distributed to each county and municipality where tax-exempt utility property is located (sec. 79.04, Wis. Stats.)
- Utility companies report utility property information to DOR annually
- DOR uses the provided information to accurately calculate utility aid (*shown below*)

Utility Aid Calculation	
1. Net book value, <i>as of December 31, 2024 (including expected additions/retirements)</i>	\$6,735,029.00
2. Total net book value payment	\$20,205.09
3. Minimum payment	\$0.00
4. Megawatt capacity	0.0
5. Megawatt capacity payment	\$0.00
6. Closed/decommissioned production plant (phased down) payment	\$0.00
7. Subtotal (<i>sum of Lines 2, 3, 5 and 6</i>)	\$20,205.09
8. Population cap	\$1,939,700.00
9. Adjusted subtotal (<i>lesser of Line 7 or Line 8</i>)	\$20,205.09
10. Adjacent site incentive payment	\$0.00
11. Baseload incentive payment	\$0.00
12. Co-generation incentive payment	\$0.00
13. Alternative energy incentive payment	\$0.00
14. Total incentive payments (<i>sum of Lines 10 through 13</i>)	\$0.00
15. Spent nuclear fuel payment	\$0.00
16. Total Utility Aid – this is the utility aid payment listed on the front of the estimate <i>(sum of Lines 9, 14 and 15)</i>	\$20,205.09

Supplemental County and Municipal Aid

- Under state law, supplemental county and municipal aid paid to each county and municipality is determined by 2023 Wisconsin Act 12 (sec. 79.037, Wis. Stats.)
- For detailed information, review [county and municipal aid spreadsheet](#)

Supplemental County and Municipal Aid Calculation	
1. Prior year supplemental county and municipal aid	\$102,134.83
2. Increase due to sales tax revenue including adjustments (<i>district changes</i>)	\$2,349.10
3. Total Supplemental County and Municipal Aid (<i>sum of Lines 1 and 2</i>)	\$104,483.93

Expenditure Restraint Incentive Program

- Only municipalities are eligible to receive Expenditure Restraint Incentive Program (ERIP) payments
- Under state law, in 2025, each municipality will receive a payment that is equal to the amount of the payment received by the municipality in 2024 (sec. 79.05(4), Wis. Stats., from 2023 WI Act 12 – notwithstanding subs. (2) and (3))

Contact Information

If you have questions, contact us at lgs@wisconsin.gov, (608) 266-8618 or (608) 261-5167.



State of Wisconsin • DEPARTMENT OF REVENUE

DIVISION OF STATE AND LOCAL FINANCE • BUREAU OF LOCAL GOVERNMENT SERVICES • 2135 RIMROCK RD MADISON, WI 53713

Mailing Address:
PO Box 8971 #6-97
Madison WI 53708-8971
Fax: (608) 264-6887
lgs@wisconsin.gov

September 13, 2024

LINDA HENNING
TOWN OF YORK
6415 HENNING ROAD
MARSHALL WI 53559

Notice of Shared Revenue – 2025 Original Estimate

Notice Information

The Wisconsin Department of Revenue (DOR) is providing the **estimated** shared revenue amounts your local government will receive in 2025 under current state law for county and municipal aid, supplemental county and municipal aid, utility aid and the expenditure restraint incentive program. This does not include adjustments, shown on the July and November payment notices.

District	TOWN OF YORK	County	DANE	Co-muni code	13-070
-----------------	--------------	---------------	------	---------------------	--------

Estimate Information

For an explanation of each aid payment listed below, review the additional information in this notice.

2025 Original Estimate	
1. County and municipal aid	\$9,829.56
2. Utility aid	\$639.75
3. Supplemental county and municipal aid	\$42,707.33
4. Expenditure restraint incentive program	\$0.00
5. Total Estimated 2025 Payments (sum of Lines 1-4)	\$53,176.64

Payment Information

Your local government will receive two distributions in 2025 :

- July 28, 2025: 15% of Line 1, 2, and 3 and 100% of Line 4 (*shown above*)
- November 17, 2025: balance of your 2025 aid payments

County and Municipal Aid

Under state law, the county and municipal aid paid to each county and municipality must be equal to the amount determined in 2012 (sec. 79.036, Wis. Stats.) and adjusted for fallen protective services insurance reimbursement (sec. 79.036(4), Wis. Stats.).

County and Municipal Aid Calculation	
1. Prior year county and municipal aid	\$9,609.26
2. Increase due to sales tax revenue, including adjustments (<i>district changes</i>)	\$221.01
3. Fallen protective services insurance adjustment	-\$0.71
4. Fallen protective services insurance reimbursement (<i>reported to DOR</i>)	\$0.00
5. Total County and Municipal Aid (sum of Lines 1-4)	\$9,829.56

Utility Aid

- Under state law, utility aid is distributed to each county and municipality where tax-exempt utility property is located (sec. 79.04, Wis. Stats.)
- Utility companies report utility property information to DOR annually
- DOR uses the provided information to accurately calculate utility aid (*shown below*)

Utility Aid Calculation	
1. Net book value, <i>as of December 31, 2024 (including expected additions/retirements)</i>	\$213,250.00
2. Total net book value payment	\$639.75
3. Minimum payment	\$0.00
4. Megawatt capacity	0.0
5. Megawatt capacity payment	\$0.00
6. Closed/decommissioned production plant (phased down) payment	\$0.00
7. Subtotal (<i>sum of Lines 2, 3, 5 and 6</i>)	\$639.75
8. Population cap	\$296,225.00
9. Adjusted subtotal (<i>lesser of Line 7 or Line 8</i>)	\$639.75
10. Adjacent site incentive payment	\$0.00
11. Baseload incentive payment	\$0.00
12. Co-generation incentive payment	\$0.00
13. Alternative energy incentive payment	\$0.00
14. Total incentive payments (<i>sum of Lines 10 through 13</i>)	\$0.00
15. Spent nuclear fuel payment	\$0.00
16. Total Utility Aid – this is the utility aid payment listed on the front of the estimate (<i>sum of Lines 9, 14 and 15</i>)	\$639.75

Supplemental County and Municipal Aid

- Under state law, supplemental county and municipal aid paid to each county and municipality is determined by 2023 Wisconsin Act 12 (sec. 79.037, Wis. Stats.)
- For detailed information, review [county and municipal aid spreadsheet](#)

Supplemental County and Municipal Aid Calculation	
1. Prior year supplemental county and municipal aid	\$41,747.15
2. Increase due to sales tax revenue including adjustments (<i>district changes</i>)	\$960.18
3. Total Supplemental County and Municipal Aid (<i>sum of Lines 1 and 2</i>)	\$42,707.33

Expenditure Restraint Incentive Program

- Only municipalities are eligible to receive Expenditure Restraint Incentive Program (ERIP) payments
- Under state law, in 2025, each municipality will receive a payment that is equal to the amount of the payment received by the municipality in 2024 (sec. 79.05(4), Wis. Stats., from 2023 WI Act 12 – notwithstanding subs. (2) and (3))

Contact Information

If you have questions, contact us at lgs@wisconsin.gov, (608) 266-8618 or (608) 261-5167.



State of Wisconsin • DEPARTMENT OF REVENUE

DIVISION OF STATE AND LOCAL FINANCE • BUREAU OF LOCAL GOVERNMENT SERVICES • 2135 RIMROCK RD MADISON, WI 53713

Mailing Address:
PO Box 8971 #6-97
Madison WI 53708-8971
Fax: (608) 264-6887
lgs@wisconsin.gov

September 13, 2024

MARIN CROFT
VILLAGE OF BELLEVILLE
PO BOX 79
BELLEVILLE WI 53508

Notice of Shared Revenue – 2025 Original Estimate

Notice Information

The Wisconsin Department of Revenue (DOR) is providing the **estimated** shared revenue amounts your local government will receive in 2025 under current state law for county and municipal aid, supplemental county and municipal aid, utility aid and the expenditure restraint incentive program. This does not include adjustments, shown on the July and November payment notices.

District	VILLAGE OF BELLEVILLE	County	DANE	Co-muni code	13-106
-----------------	-----------------------	---------------	------	---------------------	--------

Estimate Information

For an explanation of each aid payment listed below, review the additional information in this notice.

2025 Original Estimate	
1. County and municipal aid	\$131,405.24
2. Utility aid	\$1,876.31
3. Supplemental county and municipal aid	\$76,347.91
4. Expenditure restraint incentive program	\$89,403.33
5. Total Estimated 2025 Payments (sum of Lines 1-4)	\$299,032.79

Payment Information

Your local government will receive two distributions in 2025 :

- July 28, 2025: 15% of Line 1, 2, and 3 and 100% of Line 4 (*shown above*)
- November 17, 2025: balance of your 2025 aid payments

County and Municipal Aid

Under state law, the county and municipal aid paid to each county and municipality must be equal to the amount determined in 2012 (sec. 79.036, Wis. Stats.) and adjusted for fallen protective services insurance reimbursement (sec. 79.036(4), Wis. Stats.).

County and Municipal Aid Calculation	
1. Prior year county and municipal aid	\$128,460.15
2. Increase due to sales tax revenue, including adjustments (<i>district changes</i>)	\$2,954.58
3. Fallen protective services insurance adjustment	-\$9.49
4. Fallen protective services insurance reimbursement (<i>reported to DOR</i>)	\$0.00
5. Total County and Municipal Aid (sum of Lines 1-4)	\$131,405.24

Utility Aid

- Under state law, utility aid is distributed to each county and municipality where tax-exempt utility property is located (sec. 79.04, Wis. Stats.)
- Utility companies report utility property information to DOR annually
- DOR uses the provided information to accurately calculate utility aid (*shown below*)

Utility Aid Calculation	
1. Net book value, <i>as of December 31, 2024 (including expected additions/retirements)</i>	\$312,718.00
2. Total net book value payment	\$1,876.31
3. Minimum payment	\$0.00
4. Megawatt capacity	0.0
5. Megawatt capacity payment	\$0.00
6. Closed/decommissioned production plant (phased down) payment	\$0.00
7. Subtotal (<i>sum of Lines 2, 3, 5 and 6</i>)	\$1,876.31
8. Population cap	\$1,178,525.00
9. Adjusted subtotal (<i>lesser of Line 7 or Line 8</i>)	\$1,876.31
10. Adjacent site incentive payment	\$0.00
11. Baseload incentive payment	\$0.00
12. Co-generation incentive payment	\$0.00
13. Alternative energy incentive payment	\$0.00
14. Total incentive payments (<i>sum of Lines 10 through 13</i>)	\$0.00
15. Spent nuclear fuel payment	\$0.00
16. Total Utility Aid – this is the utility aid payment listed on the front of the estimate (<i>sum of Lines 9, 14 and 15</i>)	\$1,876.31

Supplemental County and Municipal Aid

- Under state law, supplemental county and municipal aid paid to each county and municipality is determined by 2023 Wisconsin Act 12 (sec. 79.037, Wis. Stats.)
- For detailed information, review [county and municipal aid spreadsheet](#)

Supplemental County and Municipal Aid Calculation	
1. Prior year supplemental county and municipal aid	\$74,631.39
2. Increase due to sales tax revenue including adjustments (<i>district changes</i>)	\$1,716.52
3. Total Supplemental County and Municipal Aid (<i>sum of Lines 1 and 2</i>)	\$76,347.91

Expenditure Restraint Incentive Program

- Only municipalities are eligible to receive Expenditure Restraint Incentive Program (ERIP) payments
- Under state law, in 2025, each municipality will receive a payment that is equal to the amount of the payment received by the municipality in 2024 (sec. 79.05(4), Wis. Stats., from 2023 WI Act 12 – notwithstanding subs. (2) and (3))

Contact Information

If you have questions, contact us at lgs@wisconsin.gov, (608) 266-8618 or (608) 261-5167.



State of Wisconsin • DEPARTMENT OF REVENUE

DIVISION OF STATE AND LOCAL FINANCE • BUREAU OF LOCAL GOVERNMENT SERVICES • 2135 RIMROCK RD MADISON, WI 53713

Mailing Address:
PO Box 8971 #6-97
Madison WI 53708-8971
Fax: (608) 264-6887
lgs@wisconsin.gov

September 13, 2024

BETH MARTY
VILLAGE OF BLACK EARTH
PO BOX 347
BLACK EARTH WI 53515-0347

Notice of Shared Revenue – 2025 Original Estimate

Notice Information

The Wisconsin Department of Revenue (DOR) is providing the **estimated** shared revenue amounts your local government will receive in 2025 under current state law for county and municipal aid, supplemental county and municipal aid, utility aid and the expenditure restraint incentive program. This does not include adjustments, shown on the July and November payment notices.

District	VILLAGE OF BLACK EARTH	County	DANE	Co-muni code	13-107
-----------------	------------------------	---------------	------	---------------------	--------

Estimate Information

For an explanation of each aid payment listed below, review the additional information in this notice.

2025 Original Estimate	
1. County and municipal aid	\$79,658.91
2. Utility aid	\$0.09
3. Supplemental county and municipal aid	\$57,340.85
4. Expenditure restraint incentive program	\$24.04
5. Total Estimated 2025 Payments (sum of Lines 1-4)	\$137,023.89

Payment Information

Your local government will receive two distributions in 2025 :

- July 28, 2025: 15% of Line 1, 2, and 3 and 100% of Line 4 (*shown above*)
- November 17, 2025: balance of your 2025 aid payments

County and Municipal Aid

Under state law, the county and municipal aid paid to each county and municipality must be equal to the amount determined in 2012 (sec. 79.036, Wis. Stats.) and adjusted for fallen protective services insurance reimbursement (sec. 79.036(4), Wis. Stats.).

County and Municipal Aid Calculation	
1. Prior year county and municipal aid	\$77,873.58
2. Increase due to sales tax revenue, including adjustments (<i>district changes</i>)	\$1,791.09
3. Fallen protective services insurance adjustment	-\$5.76
4. Fallen protective services insurance reimbursement (<i>reported to DOR</i>)	\$0.00
5. Total County and Municipal Aid (sum of Lines 1-4)	\$79,658.91

Utility Aid

- Under state law, utility aid is distributed to each county and municipality where tax-exempt utility property is located (sec. 79.04, Wis. Stats.)
- Utility companies report utility property information to DOR annually
- DOR uses the provided information to accurately calculate utility aid (*shown below*)

Utility Aid Calculation	
1. Net book value, <i>as of December 31, 2024 (including expected additions/retirements)</i>	\$15.00
2. Total net book value payment	\$0.09
3. Minimum payment	\$0.00
4. Megawatt capacity	0.0
5. Megawatt capacity payment	\$0.00
6. Closed/decommissioned production plant (phased down) payment	\$0.00
7. Subtotal (<i>sum of Lines 2, 3, 5 and 6</i>)	\$0.09
8. Population cap	\$661,300.00
9. Adjusted subtotal (<i>lesser of Line 7 or Line 8</i>)	\$0.09
10. Adjacent site incentive payment	\$0.00
11. Baseload incentive payment	\$0.00
12. Co-generation incentive payment	\$0.00
13. Alternative energy incentive payment	\$0.00
14. Total incentive payments (<i>sum of Lines 10 through 13</i>)	\$0.00
15. Spent nuclear fuel payment	\$0.00
16. Total Utility Aid – this is the utility aid payment listed on the front of the estimate (<i>sum of Lines 9, 14 and 15</i>)	\$0.09

Supplemental County and Municipal Aid

- Under state law, supplemental county and municipal aid paid to each county and municipality is determined by 2023 Wisconsin Act 12 (sec. 79.037, Wis. Stats.)
- For detailed information, review [county and municipal aid spreadsheet](#)

Supplemental County and Municipal Aid Calculation	
1. Prior year supplemental county and municipal aid	\$56,051.66
2. Increase due to sales tax revenue including adjustments (<i>district changes</i>)	\$1,289.19
3. Total Supplemental County and Municipal Aid (<i>sum of Lines 1 and 2</i>)	\$57,340.85

Expenditure Restraint Incentive Program

- Only municipalities are eligible to receive Expenditure Restraint Incentive Program (ERIP) payments
- Under state law, in 2025, each municipality will receive a payment that is equal to the amount of the payment received by the municipality in 2024 (sec. 79.05(4), Wis. Stats., from 2023 WI Act 12 – notwithstanding subs. (2) and (3))

Contact Information

If you have questions, contact us at lgs@wisconsin.gov, (608) 266-8618 or (608) 261-5167.



State of Wisconsin • DEPARTMENT OF REVENUE

DIVISION OF STATE AND LOCAL FINANCE • BUREAU OF LOCAL GOVERNMENT SERVICES • 2135 RIMROCK RD MADISON, WI 53713

Mailing Address:
PO Box 8971 #6-97
Madison WI 53708-8971
Fax: (608) 264-6887
lgs@wisconsin.gov

September 13, 2024

MARY JO MICHEK
VILLAGE OF BLUE MOUNDS
PO BOX 189
BLUE MOUNDS WI 53517-0189

Notice of Shared Revenue – 2025 Original Estimate

Notice Information

The Wisconsin Department of Revenue (DOR) is providing the **estimated** shared revenue amounts your local government will receive in 2025 under current state law for county and municipal aid, supplemental county and municipal aid, utility aid and the expenditure restraint incentive program. This does not include adjustments, shown on the July and November payment notices.

District	VILLAGE OF BLUE MOUNDS	County	DANE	Co-muni code	13-108
-----------------	------------------------	---------------	------	---------------------	--------

Estimate Information

For an explanation of each aid payment listed below, review the additional information in this notice.

2025 Original Estimate	
1. County and municipal aid	\$118,971.22
2. Utility aid	\$0.00
3. Supplemental county and municipal aid	\$47,071.53
4. Expenditure restraint incentive program	\$5,151.83
5. Total Estimated 2025 Payments (sum of Lines 1-4)	\$171,194.58

Payment Information

Your local government will receive two distributions in 2025 :

- July 28, 2025: 15% of Line 1, 2, and 3 and 100% of Line 4 (*shown above*)
- November 17, 2025: balance of your 2025 aid payments

County and Municipal Aid

Under state law, the county and municipal aid paid to each county and municipality must be equal to the amount determined in 2012 (sec. 79.036, Wis. Stats.) and adjusted for fallen protective services insurance reimbursement (sec. 79.036(4), Wis. Stats.).

County and Municipal Aid Calculation	
1. Prior year county and municipal aid	\$116,304.81
2. Increase due to sales tax revenue, including adjustments (<i>district changes</i>)	\$2,675.01
3. Fallen protective services insurance adjustment	-\$8.60
4. Fallen protective services insurance reimbursement (<i>reported to DOR</i>)	\$0.00
5. Total County and Municipal Aid (sum of Lines 1-4)	\$118,971.22

Utility Aid

- Under state law, utility aid is distributed to each county and municipality where tax-exempt utility property is located (sec. 79.04, Wis. Stats.)
- Utility companies report utility property information to DOR annually
- DOR uses the provided information to accurately calculate utility aid (*shown below*)

Utility Aid Calculation	
1. Net book value, <i>as of December 31, 2024 (including expected additions/retirements)</i>	\$0.00
2. Total net book value payment	\$0.00
3. Minimum payment	\$0.00
4. Megawatt capacity	0.0
5. Megawatt capacity payment	\$0.00
6. Closed/decommissioned production plant (phased down) payment	\$0.00
7. Subtotal (<i>sum of Lines 2, 3, 5 and 6</i>)	\$0.00
8. Population cap	\$400,775.00
9. Adjusted subtotal (<i>lesser of Line 7 or Line 8</i>)	\$0.00
10. Adjacent site incentive payment	\$0.00
11. Baseload incentive payment	\$0.00
12. Co-generation incentive payment	\$0.00
13. Alternative energy incentive payment	\$0.00
14. Total incentive payments (<i>sum of Lines 10 through 13</i>)	\$0.00
15. Spent nuclear fuel payment	\$0.00
16. Total Utility Aid – this is the utility aid payment listed on the front of the estimate (<i>sum of Lines 9, 14 and 15</i>)	\$0.00

Supplemental County and Municipal Aid

- Under state law, supplemental county and municipal aid paid to each county and municipality is determined by 2023 Wisconsin Act 12 (sec. 79.037, Wis. Stats.)
- For detailed information, review [county and municipal aid spreadsheet](#)

Supplemental County and Municipal Aid Calculation	
1. Prior year supplemental county and municipal aid	\$46,013.23
2. Increase due to sales tax revenue including adjustments (<i>district changes</i>)	\$1,058.30
3. Total Supplemental County and Municipal Aid (<i>sum of Lines 1 and 2</i>)	\$47,071.53

Expenditure Restraint Incentive Program

- Only municipalities are eligible to receive Expenditure Restraint Incentive Program (ERIP) payments
- Under state law, in 2025, each municipality will receive a payment that is equal to the amount of the payment received by the municipality in 2024 (sec. 79.05(4), Wis. Stats., from 2023 WI Act 12 – notwithstanding subs. (2) and (3))

Contact Information

If you have questions, contact us at lgs@wisconsin.gov, (608) 266-8618 or (608) 261-5167.



State of Wisconsin • DEPARTMENT OF REVENUE

DIVISION OF STATE AND LOCAL FINANCE • BUREAU OF LOCAL GOVERNMENT SERVICES • 2135 RIMROCK RD MADISON, WI 53713

Mailing Address:
PO Box 8971 #6-97
Madison WI 53708-8971
Fax: (608) 264-6887
lgs@wisconsin.gov

September 13, 2024

LISA MOEN
VILLAGE OF CAMBRIDGE
PO BOX 99, 200 SPRING ST
CAMBRIDGE WI 53523

Notice of Shared Revenue – 2025 Original Estimate

Notice Information

The Wisconsin Department of Revenue (DOR) is providing the **estimated** shared revenue amounts your local government will receive in 2025 under current state law for county and municipal aid, supplemental county and municipal aid, utility aid and the expenditure restraint incentive program. This does not include adjustments, shown on the July and November payment notices.

District	VILLAGE OF CAMBRIDGE	County	DANE	Co-muni code	13-111
-----------------	----------------------	---------------	------	---------------------	--------

Estimate Information

For an explanation of each aid payment listed below, review the additional information in this notice.

2025 Original Estimate	
1. County and municipal aid	\$60,842.35
2. Utility aid	\$1,362.30
3. Supplemental county and municipal aid	\$60,035.69
4. Expenditure restraint incentive program	\$0.00
5. Total Estimated 2025 Payments (sum of Lines 1-4)	\$122,240.34

Payment Information

Your local government will receive two distributions in 2025 :

- July 28, 2025: 15% of Line 1, 2, and 3 and 100% of Line 4 (*shown above*)
- November 17, 2025: balance of your 2025 aid payments

County and Municipal Aid

Under state law, the county and municipal aid paid to each county and municipality must be equal to the amount determined in 2012 (sec. 79.036, Wis. Stats.) and adjusted for fallen protective services insurance reimbursement (sec. 79.036(4), Wis. Stats.).

County and Municipal Aid Calculation	
1. Prior year county and municipal aid	\$59,478.74
2. Increase due to sales tax revenue, including adjustments (<i>district changes</i>)	\$1,368.01
3. Fallen protective services insurance adjustment	-\$4.40
4. Fallen protective services insurance reimbursement (<i>reported to DOR</i>)	\$0.00
5. Total County and Municipal Aid (sum of Lines 1-4)	\$60,842.35

Utility Aid

- Under state law, utility aid is distributed to each county and municipality where tax-exempt utility property is located (sec. 79.04, Wis. Stats.)
- Utility companies report utility property information to DOR annually
- DOR uses the provided information to accurately calculate utility aid (*shown below*)

Utility Aid Calculation	
1. Net book value, <i>as of December 31, 2024 (including expected additions/retirements)</i>	\$227,050.00
2. Total net book value payment	\$1,362.30
3. Minimum payment	\$0.00
4. Megawatt capacity	0.0
5. Megawatt capacity payment	\$0.00
6. Closed/decommissioned production plant (phased down) payment	\$0.00
7. Subtotal (<i>sum of Lines 2, 3, 5 and 6</i>)	\$1,362.30
8. Population cap	\$736,950.00
9. Adjusted subtotal (<i>lesser of Line 7 or Line 8</i>)	\$1,362.30
10. Adjacent site incentive payment	\$0.00
11. Baseload incentive payment	\$0.00
12. Co-generation incentive payment	\$0.00
13. Alternative energy incentive payment	\$0.00
14. Total incentive payments (<i>sum of Lines 10 through 13</i>)	\$0.00
15. Spent nuclear fuel payment	\$0.00
16. Total Utility Aid – this is the utility aid payment listed on the front of the estimate (<i>sum of Lines 9, 14 and 15</i>)	\$1,362.30

Supplemental County and Municipal Aid

- Under state law, supplemental county and municipal aid paid to each county and municipality is determined by 2023 Wisconsin Act 12 (sec. 79.037, Wis. Stats.)
- For detailed information, review [county and municipal aid spreadsheet](#)

Supplemental County and Municipal Aid Calculation	
1. Prior year supplemental county and municipal aid	\$58,685.91
2. Increase due to sales tax revenue including adjustments (<i>district changes</i>)	\$1,349.78
3. Total Supplemental County and Municipal Aid (<i>sum of Lines 1 and 2</i>)	\$60,035.69

Expenditure Restraint Incentive Program

- Only municipalities are eligible to receive Expenditure Restraint Incentive Program (ERIP) payments
- Under state law, in 2025, each municipality will receive a payment that is equal to the amount of the payment received by the municipality in 2024 (sec. 79.05(4), Wis. Stats., from 2023 WI Act 12 – notwithstanding subs. (2) and (3))

Contact Information

If you have questions, contact us at lgs@wisconsin.gov, (608) 266-8618 or (608) 261-5167.



State of Wisconsin • DEPARTMENT OF REVENUE

DIVISION OF STATE AND LOCAL FINANCE • BUREAU OF LOCAL GOVERNMENT SERVICES • 2135 RIMROCK RD MADISON, WI 53713

Mailing Address:
PO Box 8971 #6-97
Madison WI 53708-8971
Fax: (608) 264-6887
lgs@wisconsin.gov

September 13, 2024

LISA KALATA
VILLAGE OF COTTAGE GROVE
221 E COTTAGE GROVE ROAD
COTTAGE GROVE WI 53527

Notice of Shared Revenue – 2025 Original Estimate

Notice Information

The Wisconsin Department of Revenue (DOR) is providing the **estimated** shared revenue amounts your local government will receive in 2025 under current state law for county and municipal aid, supplemental county and municipal aid, utility aid and the expenditure restraint incentive program. This does not include adjustments, shown on the July and November payment notices.

District	VILLAGE OF COTTAGE GROVE	County	DANE	Co-muni code	13-112
-----------------	--------------------------	---------------	------	---------------------	--------

Estimate Information

For an explanation of each aid payment listed below, review the additional information in this notice.

2025 Original Estimate	
1. County and municipal aid	\$47,055.62
2. Utility aid	\$217.44
3. Supplemental county and municipal aid	\$231,451.59
4. Expenditure restraint incentive program	\$93,297.83
5. Total Estimated 2025 Payments (sum of Lines 1-4)	\$372,022.48

Payment Information

Your local government will receive two distributions in 2025 :

- July 28, 2025: 15% of Line 1, 2, and 3 and 100% of Line 4 (*shown above*)
- November 17, 2025: balance of your 2025 aid payments

County and Municipal Aid

Under state law, the county and municipal aid paid to each county and municipality must be equal to the amount determined in 2012 (sec. 79.036, Wis. Stats.) and adjusted for fallen protective services insurance reimbursement (sec. 79.036(4), Wis. Stats.).

County and Municipal Aid Calculation	
1. Prior year county and municipal aid	\$46,001.00
2. Increase due to sales tax revenue, including adjustments (<i>district changes</i>)	\$1,058.02
3. Fallen protective services insurance adjustment	-\$3.40
4. Fallen protective services insurance reimbursement (<i>reported to DOR</i>)	\$0.00
5. Total County and Municipal Aid (sum of Lines 1-4)	\$47,055.62

Utility Aid

- Under state law, utility aid is distributed to each county and municipality where tax-exempt utility property is located (sec. 79.04, Wis. Stats.)
- Utility companies report utility property information to DOR annually
- DOR uses the provided information to accurately calculate utility aid (*shown below*)

Utility Aid Calculation	
1. Net book value, <i>as of December 31, 2024 (including expected additions/retirements)</i>	\$36,240.00
2. Total net book value payment	\$217.44
3. Minimum payment	\$0.00
4. Megawatt capacity	0.0
5. Megawatt capacity payment	\$0.00
6. Closed/decommissioned production plant (phased down) payment	\$0.00
7. Subtotal (<i>sum of Lines 2, 3, 5 and 6</i>)	\$217.44
8. Population cap	\$4,068,525.00
9. Adjusted subtotal (<i>lesser of Line 7 or Line 8</i>)	\$217.44
10. Adjacent site incentive payment	\$0.00
11. Baseload incentive payment	\$0.00
12. Co-generation incentive payment	\$0.00
13. Alternative energy incentive payment	\$0.00
14. Total incentive payments (<i>sum of Lines 10 through 13</i>)	\$0.00
15. Spent nuclear fuel payment	\$0.00
16. Total Utility Aid – this is the utility aid payment listed on the front of the estimate (<i>sum of Lines 9, 14 and 15</i>)	\$217.44

Supplemental County and Municipal Aid

- Under state law, supplemental county and municipal aid paid to each county and municipality is determined by 2023 Wisconsin Act 12 (sec. 79.037, Wis. Stats.)
- For detailed information, review [county and municipal aid spreadsheet](#)

Supplemental County and Municipal Aid Calculation	
1. Prior year supplemental county and municipal aid	\$226,247.89
2. Increase due to sales tax revenue including adjustments (<i>district changes</i>)	\$5,203.70
3. Total Supplemental County and Municipal Aid (<i>sum of Lines 1 and 2</i>)	\$231,451.59

Expenditure Restraint Incentive Program

- Only municipalities are eligible to receive Expenditure Restraint Incentive Program (ERIP) payments
- Under state law, in 2025, each municipality will receive a payment that is equal to the amount of the payment received by the municipality in 2024 (sec. 79.05(4), Wis. Stats., from 2023 WI Act 12 – notwithstanding subs. (2) and (3))

Contact Information

If you have questions, contact us at lgs@wisconsin.gov, (608) 266-8618 or (608) 261-5167.



State of Wisconsin • DEPARTMENT OF REVENUE

DIVISION OF STATE AND LOCAL FINANCE • BUREAU OF LOCAL GOVERNMENT SERVICES • 2135 RIMROCK RD MADISON, WI 53713

Mailing Address:
PO Box 8971 #6-97
Madison WI 53708-8971
Fax: (608) 264-6887
lgs@wisconsin.gov

September 13, 2024

BOBBI ZAUNER
VILLAGE OF CROSS PLAINS
PO BOX 97
CROSS PLAINS WI 53528

Notice of Shared Revenue – 2025 Original Estimate

Notice Information

The Wisconsin Department of Revenue (DOR) is providing the **estimated** shared revenue amounts your local government will receive in 2025 under current state law for county and municipal aid, supplemental county and municipal aid, utility aid and the expenditure restraint incentive program. This does not include adjustments, shown on the July and November payment notices.

District	VILLAGE OF CROSS PLAINS	County	DANE	Co-muni code	13-113
-----------------	-------------------------	---------------	------	---------------------	--------

Estimate Information

For an explanation of each aid payment listed below, review the additional information in this notice.

2025 Original Estimate	
1. County and municipal aid	\$107,454.76
2. Utility aid	\$3,382.43
3. Supplemental county and municipal aid	\$101,421.42
4. Expenditure restraint incentive program	\$84,554.70
5. Total Estimated 2025 Payments (sum of Lines 1-4)	\$296,813.31

Payment Information

Your local government will receive two distributions in 2025 :

- July 28, 2025: 15% of Line 1, 2, and 3 and 100% of Line 4 (*shown above*)
- November 17, 2025: balance of your 2025 aid payments

County and Municipal Aid

Under state law, the county and municipal aid paid to each county and municipality must be equal to the amount determined in 2012 (sec. 79.036, Wis. Stats.) and adjusted for fallen protective services insurance reimbursement (sec. 79.036(4), Wis. Stats.).

County and Municipal Aid Calculation	
1. Prior year county and municipal aid	\$105,046.45
2. Increase due to sales tax revenue, including adjustments (<i>district changes</i>)	\$2,416.07
3. Fallen protective services insurance adjustment	-\$7.76
4. Fallen protective services insurance reimbursement (<i>reported to DOR</i>)	\$0.00
5. Total County and Municipal Aid (sum of Lines 1-4)	\$107,454.76

Utility Aid

- Under state law, utility aid is distributed to each county and municipality where tax-exempt utility property is located (sec. 79.04, Wis. Stats.)
- Utility companies report utility property information to DOR annually
- DOR uses the provided information to accurately calculate utility aid (*shown below*)

Utility Aid Calculation	
1. Net book value, as of December 31, 2024 (including expected additions/retirements)	\$563,738.00
2. Total net book value payment	\$3,382.43
3. Minimum payment	\$0.00
4. Megawatt capacity	0.0
5. Megawatt capacity payment	\$0.00
6. Closed/decommissioned production plant (phased down) payment	\$0.00
7. Subtotal (sum of Lines 2, 3, 5 and 6)	\$3,382.43
8. Population cap	\$1,818,150.00
9. Adjusted subtotal (lesser of Line 7 or Line 8)	\$3,382.43
10. Adjacent site incentive payment	\$0.00
11. Baseload incentive payment	\$0.00
12. Co-generation incentive payment	\$0.00
13. Alternative energy incentive payment	\$0.00
14. Total incentive payments (sum of Lines 10 through 13)	\$0.00
15. Spent nuclear fuel payment	\$0.00
16. Total Utility Aid – this is the utility aid payment listed on the front of the estimate (sum of Lines 9, 14 and 15)	\$3,382.43

Supplemental County and Municipal Aid

- Under state law, supplemental county and municipal aid paid to each county and municipality is determined by 2023 Wisconsin Act 12 (sec. 79.037, Wis. Stats.)
- For detailed information, review [county and municipal aid spreadsheet](#)

Supplemental County and Municipal Aid Calculation	
1. Prior year supplemental county and municipal aid	\$99,141.17
2. Increase due to sales tax revenue including adjustments (district changes)	\$2,280.25
3. Total Supplemental County and Municipal Aid (sum of Lines 1 and 2)	\$101,421.42

Expenditure Restraint Incentive Program

- Only municipalities are eligible to receive Expenditure Restraint Incentive Program (ERIP) payments
- Under state law, in 2025, each municipality will receive a payment that is equal to the amount of the payment received by the municipality in 2024 (sec. 79.05(4), Wis. Stats., from 2023 WI Act 12 – notwithstanding subs. (2) and (3))

Contact Information

If you have questions, contact us at lgs@wisconsin.gov, (608) 266-8618 or (608) 261-5167.



State of Wisconsin • DEPARTMENT OF REVENUE

DIVISION OF STATE AND LOCAL FINANCE • BUREAU OF LOCAL GOVERNMENT SERVICES • 2135 RIMROCK RD MADISON, WI 53713

Mailing Address:
PO Box 8971 #6-97
Madison WI 53708-8971
Fax: (608) 264-6887
lgs@wisconsin.gov

September 13, 2024

TERESA HUGHEY GROVES
VILLAGE OF DANE
PO BOX 168
DANE WI 53529-0168

Notice of Shared Revenue – 2025 Original Estimate

Notice Information

The Wisconsin Department of Revenue (DOR) is providing the **estimated** shared revenue amounts your local government will receive in 2025 under current state law for county and municipal aid, supplemental county and municipal aid, utility aid and the expenditure restraint incentive program. This does not include adjustments, shown on the July and November payment notices.

District	VILLAGE OF DANE	County	DANE	Co-muni code	13-116
-----------------	-----------------	---------------	------	---------------------	--------

Estimate Information

For an explanation of each aid payment listed below, review the additional information in this notice.

2025 Original Estimate	
1. County and municipal aid	\$50,191.49
2. Utility aid	\$8,822.39
3. Supplemental county and municipal aid	\$49,871.46
4. Expenditure restraint incentive program	\$0.00
5. Total Estimated 2025 Payments (sum of Lines 1-4)	\$108,885.34

Payment Information

Your local government will receive two distributions in 2025 :

- July 28, 2025: 15% of Line 1, 2, and 3 and 100% of Line 4 (*shown above*)
- November 17, 2025: balance of your 2025 aid payments

County and Municipal Aid

Under state law, the county and municipal aid paid to each county and municipality must be equal to the amount determined in 2012 (sec. 79.036, Wis. Stats.) and adjusted for fallen protective services insurance reimbursement (sec. 79.036(4), Wis. Stats.).

County and Municipal Aid Calculation	
1. Prior year county and municipal aid	\$49,066.59
2. Increase due to sales tax revenue, including adjustments (<i>district changes</i>)	\$1,128.53
3. Fallen protective services insurance adjustment	-\$3.63
4. Fallen protective services insurance reimbursement (<i>reported to DOR</i>)	\$0.00
5. Total County and Municipal Aid (sum of Lines 1-4)	\$50,191.49

Utility Aid

- Under state law, utility aid is distributed to each county and municipality where tax-exempt utility property is located (sec. 79.04, Wis. Stats.)
- Utility companies report utility property information to DOR annually
- DOR uses the provided information to accurately calculate utility aid (*shown below*)

Utility Aid Calculation	
1. Net book value, as of December 31, 2024 (including expected additions/retirements)	\$1,470,399.00
2. Total net book value payment	\$8,822.39
3. Minimum payment	\$0.00
4. Megawatt capacity	0.0
5. Megawatt capacity payment	\$0.00
6. Closed/decommissioned production plant (phased down) payment	\$0.00
7. Subtotal (sum of Lines 2, 3, 5 and 6)	\$8,822.39
8. Population cap	\$480,675.00
9. Adjusted subtotal (lesser of Line 7 or Line 8)	\$8,822.39
10. Adjacent site incentive payment	\$0.00
11. Baseload incentive payment	\$0.00
12. Co-generation incentive payment	\$0.00
13. Alternative energy incentive payment	\$0.00
14. Total incentive payments (sum of Lines 10 through 13)	\$0.00
15. Spent nuclear fuel payment	\$0.00
16. Total Utility Aid – this is the utility aid payment listed on the front of the estimate (sum of Lines 9, 14 and 15)	\$8,822.39

Supplemental County and Municipal Aid

- Under state law, supplemental county and municipal aid paid to each county and municipality is determined by 2023 Wisconsin Act 12 (sec. 79.037, Wis. Stats.)
- For detailed information, review [county and municipal aid spreadsheet](#)

Supplemental County and Municipal Aid Calculation	
1. Prior year supplemental county and municipal aid	\$48,750.21
2. Increase due to sales tax revenue including adjustments (<i>district changes</i>)	\$1,121.25
3. Total Supplemental County and Municipal Aid (sum of Lines 1 and 2)	\$49,871.46

Expenditure Restraint Incentive Program

- Only municipalities are eligible to receive Expenditure Restraint Incentive Program (ERIP) payments
- Under state law, in 2025, each municipality will receive a payment that is equal to the amount of the payment received by the municipality in 2024 (sec. 79.05(4), Wis. Stats., from 2023 WI Act 12 – notwithstanding subs. (2) and (3))

Contact Information

If you have questions, contact us at lgs@wisconsin.gov, (608) 266-8618 or (608) 261-5167.



State of Wisconsin • DEPARTMENT OF REVENUE

DIVISION OF STATE AND LOCAL FINANCE • BUREAU OF LOCAL GOVERNMENT SERVICES • 2135 RIMROCK RD MADISON, WI 53713

Mailing Address:
PO Box 8971 #6-97
Madison WI 53708-8971
Fax: (608) 264-6887
lgs@wisconsin.gov

September 13, 2024

MARISSA ARAVENA
VILLAGE OF DEERFIELD
PO BOX 66, 23 W NELSON ST
DEERFIELD WI 53531-0066

Notice of Shared Revenue – 2025 Original Estimate

Notice Information

The Wisconsin Department of Revenue (DOR) is providing the **estimated** shared revenue amounts your local government will receive in 2025 under current state law for county and municipal aid, supplemental county and municipal aid, utility aid and the expenditure restraint incentive program. This does not include adjustments, shown on the July and November payment notices.

District	VILLAGE OF DEERFIELD	County	DANE	Co-muni code	13-117
-----------------	----------------------	---------------	------	---------------------	--------

Estimate Information

For an explanation of each aid payment listed below, review the additional information in this notice.

2025 Original Estimate	
1. County and municipal aid	\$179,937.09
2. Utility aid	\$1,046.57
3. Supplemental county and municipal aid	\$74,153.49
4. Expenditure restraint incentive program	\$0.00
5. Total Estimated 2025 Payments (sum of Lines 1-4)	\$255,137.15

Payment Information

Your local government will receive two distributions in 2025 :

- July 28, 2025: 15% of Line 1, 2, and 3 and 100% of Line 4 (*shown above*)
- November 17, 2025: balance of your 2025 aid payments

County and Municipal Aid

Under state law, the county and municipal aid paid to each county and municipality must be equal to the amount determined in 2012 (sec. 79.036, Wis. Stats.) and adjusted for fallen protective services insurance reimbursement (sec. 79.036(4), Wis. Stats.).

County and Municipal Aid Calculation	
1. Prior year county and municipal aid	\$175,904.29
2. Increase due to sales tax revenue, including adjustments (<i>district changes</i>)	\$4,045.80
3. Fallen protective services insurance adjustment	-\$13.00
4. Fallen protective services insurance reimbursement (<i>reported to DOR</i>)	\$0.00
5. Total County and Municipal Aid (sum of Lines 1-4)	\$179,937.09

Utility Aid

- Under state law, utility aid is distributed to each county and municipality where tax-exempt utility property is located (sec. 79.04, Wis. Stats.)
- Utility companies report utility property information to DOR annually
- DOR uses the provided information to accurately calculate utility aid (*shown below*)

Utility Aid Calculation	
1. Net book value, <i>as of December 31, 2024 (including expected additions/retirements)</i>	\$174,429.00
2. Total net book value payment	\$1,046.57
3. Minimum payment	\$0.00
4. Megawatt capacity	0.0
5. Megawatt capacity payment	\$0.00
6. Closed/decommissioned production plant (phased down) payment	\$0.00
7. Subtotal (<i>sum of Lines 2, 3, 5 and 6</i>)	\$1,046.57
8. Population cap	\$1,135,600.00
9. Adjusted subtotal (<i>lesser of Line 7 or Line 8</i>)	\$1,046.57
10. Adjacent site incentive payment	\$0.00
11. Baseload incentive payment	\$0.00
12. Co-generation incentive payment	\$0.00
13. Alternative energy incentive payment	\$0.00
14. Total incentive payments (<i>sum of Lines 10 through 13</i>)	\$0.00
15. Spent nuclear fuel payment	\$0.00
16. Total Utility Aid – this is the utility aid payment listed on the front of the estimate (<i>sum of Lines 9, 14 and 15</i>)	\$1,046.57

Supplemental County and Municipal Aid

- Under state law, supplemental county and municipal aid paid to each county and municipality is determined by 2023 Wisconsin Act 12 (sec. 79.037, Wis. Stats.)
- For detailed information, review [county and municipal aid spreadsheet](#)

Supplemental County and Municipal Aid Calculation	
1. Prior year supplemental county and municipal aid	\$72,486.31
2. Increase due to sales tax revenue including adjustments (<i>district changes</i>)	\$1,667.18
3. Total Supplemental County and Municipal Aid (<i>sum of Lines 1 and 2</i>)	\$74,153.49

Expenditure Restraint Incentive Program

- Only municipalities are eligible to receive Expenditure Restraint Incentive Program (ERIP) payments
- Under state law, in 2025, each municipality will receive a payment that is equal to the amount of the payment received by the municipality in 2024 (sec. 79.05(4), Wis. Stats., from 2023 WI Act 12 – notwithstanding subs. (2) and (3))

Contact Information

If you have questions, contact us at lgs@wisconsin.gov, (608) 266-8618 or (608) 261-5167.



State of Wisconsin • DEPARTMENT OF REVENUE

DIVISION OF STATE AND LOCAL FINANCE • BUREAU OF LOCAL GOVERNMENT SERVICES • 2135 RIMROCK RD MADISON, WI 53713

Mailing Address:
PO Box 8971 #6-97
Madison WI 53708-8971
Fax: (608) 264-6887
lgs@wisconsin.gov

September 13, 2024

CALLISTA LUNDGREN
VILLAGE OF DEFOREST
120 S STEVENSON ST
DEFOREST WI 53532

Notice of Shared Revenue – 2025 Original Estimate

Notice Information

The Wisconsin Department of Revenue (DOR) is providing the **estimated** shared revenue amounts your local government will receive in 2025 under current state law for county and municipal aid, supplemental county and municipal aid, utility aid and the expenditure restraint incentive program. This does not include adjustments, shown on the July and November payment notices.

District	VILLAGE OF DEFOREST	County	DANE	Co-muni code	13-118
-----------------	---------------------	---------------	------	---------------------	--------

Estimate Information

For an explanation of each aid payment listed below, review the additional information in this notice.

2025 Original Estimate	
1. County and municipal aid	\$179,456.67
2. Utility aid	\$9,095.09
3. Supplemental county and municipal aid	\$289,678.43
4. Expenditure restraint incentive program	\$141,997.56
5. Total Estimated 2025 Payments (sum of Lines 1-4)	\$620,227.75

Payment Information

Your local government will receive two distributions in 2025 :

- July 28, 2025: 15% of Line 1, 2, and 3 and 100% of Line 4 (*shown above*)
- November 17, 2025: balance of your 2025 aid payments

County and Municipal Aid

Under state law, the county and municipal aid paid to each county and municipality must be equal to the amount determined in 2012 (sec. 79.036, Wis. Stats.) and adjusted for fallen protective services insurance reimbursement (sec. 79.036(4), Wis. Stats.).

County and Municipal Aid Calculation	
1. Prior year county and municipal aid	\$175,434.64
2. Increase due to sales tax revenue, including adjustments (<i>district changes</i>)	\$4,035.00
3. Fallen protective services insurance adjustment	-\$12.97
4. Fallen protective services insurance reimbursement (<i>reported to DOR</i>)	\$0.00
5. Total County and Municipal Aid (sum of Lines 1-4)	\$179,456.67

Utility Aid

- Under state law, utility aid is distributed to each county and municipality where tax-exempt utility property is located (sec. 79.04, Wis. Stats.)
- Utility companies report utility property information to DOR annually
- DOR uses the provided information to accurately calculate utility aid (*shown below*)

Utility Aid Calculation	
1. Net book value, <i>as of December 31, 2024 (including expected additions/retirements)</i>	\$1,515,849.00
2. Total net book value payment	\$9,095.09
3. Minimum payment	\$0.00
4. Megawatt capacity	0.0
5. Megawatt capacity payment	\$0.00
6. Closed/decommissioned production plant (phased down) payment	\$0.00
7. Subtotal (<i>sum of Lines 2, 3, 5 and 6</i>)	\$9,095.09
8. Population cap	\$5,310,375.00
9. Adjusted subtotal (<i>lesser of Line 7 or Line 8</i>)	\$9,095.09
10. Adjacent site incentive payment	\$0.00
11. Baseload incentive payment	\$0.00
12. Co-generation incentive payment	\$0.00
13. Alternative energy incentive payment	\$0.00
14. Total incentive payments (<i>sum of Lines 10 through 13</i>)	\$0.00
15. Spent nuclear fuel payment	\$0.00
16. Total Utility Aid – this is the utility aid payment listed on the front of the estimate (<i>sum of Lines 9, 14 and 15</i>)	\$9,095.09

Supplemental County and Municipal Aid

- Under state law, supplemental county and municipal aid paid to each county and municipality is determined by 2023 Wisconsin Act 12 (sec. 79.037, Wis. Stats.)
- For detailed information, review [county and municipal aid spreadsheet](#)

Supplemental County and Municipal Aid Calculation	
1. Prior year supplemental county and municipal aid	\$283,165.62
2. Increase due to sales tax revenue including adjustments (<i>district changes</i>)	\$6,512.81
3. Total Supplemental County and Municipal Aid (<i>sum of Lines 1 and 2</i>)	\$289,678.43

Expenditure Restraint Incentive Program

- Only municipalities are eligible to receive Expenditure Restraint Incentive Program (ERIP) payments
- Under state law, in 2025, each municipality will receive a payment that is equal to the amount of the payment received by the municipality in 2024 (sec. 79.05(4), Wis. Stats., from 2023 WI Act 12 – notwithstanding subs. (2) and (3))

Contact Information

If you have questions, contact us at lgs@wisconsin.gov, (608) 266-8618 or (608) 261-5167.



State of Wisconsin • DEPARTMENT OF REVENUE

DIVISION OF STATE AND LOCAL FINANCE • BUREAU OF LOCAL GOVERNMENT SERVICES • 2135 RIMROCK RD MADISON, WI 53713

Mailing Address:
PO Box 8971 #6-97
Madison WI 53708-8971
Fax: (608) 264-6887
lgs@wisconsin.gov

September 13, 2024

SARAH DANZ
VILLAGE OF MAPLE BLUFF
18 OXFORD PLACE
MADISON WI 53704-5955

Notice of Shared Revenue – 2025 Original Estimate

Notice Information

The Wisconsin Department of Revenue (DOR) is providing the **estimated** shared revenue amounts your local government will receive in 2025 under current state law for county and municipal aid, supplemental county and municipal aid, utility aid and the expenditure restraint incentive program. This does not include adjustments, shown on the July and November payment notices.

District	VILLAGE OF MAPLE BLUFF	County	DANE	Co-muni code	13-151
-----------------	------------------------	---------------	------	---------------------	--------

Estimate Information

For an explanation of each aid payment listed below, review the additional information in this notice.

2025 Original Estimate	
1. County and municipal aid	\$17,225.35
2. Utility aid	\$0.00
3. Supplemental county and municipal aid	\$55,315.07
4. Expenditure restraint incentive program	\$56,468.78
5. Total Estimated 2025 Payments (sum of Lines 1-4)	\$129,009.20

Payment Information

Your local government will receive two distributions in 2025 :

- July 28, 2025: 15% of Line 1, 2, and 3 and 100% of Line 4 (*shown above*)
- November 17, 2025: balance of your 2025 aid payments

County and Municipal Aid

Under state law, the county and municipal aid paid to each county and municipality must be equal to the amount determined in 2012 (sec. 79.036, Wis. Stats.) and adjusted for fallen protective services insurance reimbursement (sec. 79.036(4), Wis. Stats.).

County and Municipal Aid Calculation	
1. Prior year county and municipal aid	\$16,839.29
2. Increase due to sales tax revenue, including adjustments (<i>district changes</i>)	\$387.30
3. Fallen protective services insurance adjustment	-\$1.24
4. Fallen protective services insurance reimbursement (<i>reported to DOR</i>)	\$0.00
5. Total County and Municipal Aid (sum of Lines 1-4)	\$17,225.35

Utility Aid

- Under state law, utility aid is distributed to each county and municipality where tax-exempt utility property is located (sec. 79.04, Wis. Stats.)
- Utility companies report utility property information to DOR annually
- DOR uses the provided information to accurately calculate utility aid (*shown below*)

Utility Aid Calculation	
1. Net book value, <i>as of December 31, 2024 (including expected additions/retirements)</i>	\$0.00
2. Total net book value payment	\$0.00
3. Minimum payment	\$0.00
4. Megawatt capacity	0.0
5. Megawatt capacity payment	\$0.00
6. Closed/decommissioned production plant (phased down) payment	\$0.00
7. Subtotal (<i>sum of Lines 2, 3, 5 and 6</i>)	\$0.00
8. Population cap	\$603,925.00
9. Adjusted subtotal (<i>lesser of Line 7 or Line 8</i>)	\$0.00
10. Adjacent site incentive payment	\$0.00
11. Baseload incentive payment	\$0.00
12. Co-generation incentive payment	\$0.00
13. Alternative energy incentive payment	\$0.00
14. Total incentive payments (<i>sum of Lines 10 through 13</i>)	\$0.00
15. Spent nuclear fuel payment	\$0.00
16. Total Utility Aid – this is the utility aid payment listed on the front of the estimate (<i>sum of Lines 9, 14 and 15</i>)	\$0.00

Supplemental County and Municipal Aid

- Under state law, supplemental county and municipal aid paid to each county and municipality is determined by 2023 Wisconsin Act 12 (sec. 79.037, Wis. Stats.)
- For detailed information, review [county and municipal aid spreadsheet](#)

Supplemental County and Municipal Aid Calculation	
1. Prior year supplemental county and municipal aid	\$54,071.43
2. Increase due to sales tax revenue including adjustments (<i>district changes</i>)	\$1,243.64
3. Total Supplemental County and Municipal Aid (<i>sum of Lines 1 and 2</i>)	\$55,315.07

Expenditure Restraint Incentive Program

- Only municipalities are eligible to receive Expenditure Restraint Incentive Program (ERIP) payments
- Under state law, in 2025, each municipality will receive a payment that is equal to the amount of the payment received by the municipality in 2024 (sec. 79.05(4), Wis. Stats., from 2023 WI Act 12 – notwithstanding subs. (2) and (3))

Contact Information

If you have questions, contact us at lgs@wisconsin.gov, (608) 266-8618 or (608) 261-5167.



State of Wisconsin • DEPARTMENT OF REVENUE

DIVISION OF STATE AND LOCAL FINANCE • BUREAU OF LOCAL GOVERNMENT SERVICES • 2135 RIMROCK RD MADISON, WI 53713

Mailing Address:
PO Box 8971 #6-97
Madison WI 53708-8971
Fax: (608) 264-6887
lgs@wisconsin.gov

September 13, 2024

MICHAEL WETZEL
VILLAGE OF MARSHALL
130 S PARDEE ST, PO BOX 45
MARSHALL WI 53559-0045

Notice of Shared Revenue – 2025 Original Estimate

Notice Information

The Wisconsin Department of Revenue (DOR) is providing the **estimated** shared revenue amounts your local government will receive in 2025 under current state law for county and municipal aid, supplemental county and municipal aid, utility aid and the expenditure restraint incentive program. This does not include adjustments, shown on the July and November payment notices.

District	VILLAGE OF MARSHALL	County	DANE	Co-muni code	13-152
-----------------	---------------------	---------------	------	---------------------	--------

Estimate Information

For an explanation of each aid payment listed below, review the additional information in this notice.

2025 Original Estimate	
1. County and municipal aid	\$431,907.44
2. Utility aid	\$1,496.12
3. Supplemental county and municipal aid	\$97,759.18
4. Expenditure restraint incentive program	\$0.00
5. Total Estimated 2025 Payments (sum of Lines 1-4)	\$531,162.74

Payment Information

Your local government will receive two distributions in 2025 :

- July 28, 2025: 15% of Line 1, 2, and 3 and 100% of Line 4 (*shown above*)
- November 17, 2025: balance of your 2025 aid payments

County and Municipal Aid

Under state law, the county and municipal aid paid to each county and municipality must be equal to the amount determined in 2012 (sec. 79.036, Wis. Stats.) and adjusted for fallen protective services insurance reimbursement (sec. 79.036(4), Wis. Stats.).

County and Municipal Aid Calculation	
1. Prior year county and municipal aid	\$422,227.41
2. Increase due to sales tax revenue, including adjustments (<i>district changes</i>)	\$9,711.23
3. Fallen protective services insurance adjustment	-\$31.20
4. Fallen protective services insurance reimbursement (<i>reported to DOR</i>)	\$0.00
5. Total County and Municipal Aid (sum of Lines 1-4)	\$431,907.44

Utility Aid

- Under state law, utility aid is distributed to each county and municipality where tax-exempt utility property is located (sec. 79.04, Wis. Stats.)
- Utility companies report utility property information to DOR annually
- DOR uses the provided information to accurately calculate utility aid (*shown below*)

Utility Aid Calculation	
1. Net book value, <i>as of December 31, 2024 (including expected additions/retirements)</i>	\$249,354.00
2. Total net book value payment	\$1,496.12
3. Minimum payment	\$0.00
4. Megawatt capacity	0.0
5. Megawatt capacity payment	\$0.00
6. Closed/decommissioned production plant (phased down) payment	\$0.00
7. Subtotal (<i>sum of Lines 2, 3, 5 and 6</i>)	\$1,496.12
8. Population cap	\$1,669,825.00
9. Adjusted subtotal (<i>lesser of Line 7 or Line 8</i>)	\$1,496.12
10. Adjacent site incentive payment	\$0.00
11. Baseload incentive payment	\$0.00
12. Co-generation incentive payment	\$0.00
13. Alternative energy incentive payment	\$0.00
14. Total incentive payments (<i>sum of Lines 10 through 13</i>)	\$0.00
15. Spent nuclear fuel payment	\$0.00
16. Total Utility Aid – this is the utility aid payment listed on the front of the estimate (<i>sum of Lines 9, 14 and 15</i>)	\$1,496.12

Supplemental County and Municipal Aid

- Under state law, supplemental county and municipal aid paid to each county and municipality is determined by 2023 Wisconsin Act 12 (sec. 79.037, Wis. Stats.)
- For detailed information, review [county and municipal aid spreadsheet](#)

Supplemental County and Municipal Aid Calculation	
1. Prior year supplemental county and municipal aid	\$95,561.27
2. Increase due to sales tax revenue including adjustments (<i>district changes</i>)	\$2,197.91
3. Total Supplemental County and Municipal Aid (<i>sum of Lines 1 and 2</i>)	\$97,759.18

Expenditure Restraint Incentive Program

- Only municipalities are eligible to receive Expenditure Restraint Incentive Program (ERIP) payments
- Under state law, in 2025, each municipality will receive a payment that is equal to the amount of the payment received by the municipality in 2024 (sec. 79.05(4), Wis. Stats., from 2023 WI Act 12 – notwithstanding subs. (2) and (3))

Contact Information

If you have questions, contact us at lgs@wisconsin.gov, (608) 266-8618 or (608) 261-5167.



State of Wisconsin • DEPARTMENT OF REVENUE

DIVISION OF STATE AND LOCAL FINANCE • BUREAU OF LOCAL GOVERNMENT SERVICES • 2135 RIMROCK RD MADISON, WI 53713

Mailing Address:
PO Box 8971 #6-97
Madison WI 53708-8971
Fax: (608) 264-6887
lgs@wisconsin.gov

September 13, 2024

ANGIE VOLKMAN
VILLAGE OF MAZOMANIE
PO BOX 26
MAZOMANIE WI 53560-0026

Notice of Shared Revenue – 2025 Original Estimate

Notice Information

The Wisconsin Department of Revenue (DOR) is providing the **estimated** shared revenue amounts your local government will receive in 2025 under current state law for county and municipal aid, supplemental county and municipal aid, utility aid and the expenditure restraint incentive program. This does not include adjustments, shown on the July and November payment notices.

District	VILLAGE OF MAZOMANIE	County	DANE	Co-muni code	13-153
-----------------	----------------------	---------------	------	---------------------	--------

Estimate Information

For an explanation of each aid payment listed below, review the additional information in this notice.

2025 Original Estimate	
1. County and municipal aid	\$110,946.81
2. Utility aid	\$9,137.16
3. Supplemental county and municipal aid	\$61,442.98
4. Expenditure restraint incentive program	\$16,233.97
5. Total Estimated 2025 Payments (sum of Lines 1-4)	\$197,760.92

Payment Information

Your local government will receive two distributions in 2025 :

- July 28, 2025: 15% of Line 1, 2, and 3 and 100% of Line 4 (*shown above*)
- November 17, 2025: balance of your 2025 aid payments

County and Municipal Aid

Under state law, the county and municipal aid paid to each county and municipality must be equal to the amount determined in 2012 (sec. 79.036, Wis. Stats.) and adjusted for fallen protective services insurance reimbursement (sec. 79.036(4), Wis. Stats.).

County and Municipal Aid Calculation	
1. Prior year county and municipal aid	\$108,460.24
2. Increase due to sales tax revenue, including adjustments (<i>district changes</i>)	\$2,494.59
3. Fallen protective services insurance adjustment	-\$8.02
4. Fallen protective services insurance reimbursement (<i>reported to DOR</i>)	\$0.00
5. Total County and Municipal Aid (sum of Lines 1-4)	\$110,946.81

Utility Aid

- Under state law, utility aid is distributed to each county and municipality where tax-exempt utility property is located (sec. 79.04, Wis. Stats.)
- Utility companies report utility property information to DOR annually
- DOR uses the provided information to accurately calculate utility aid (*shown below*)

Utility Aid Calculation	
1. Net book value, as of December 31, 2024 (including expected additions/retirements)	\$1,522,860.00
2. Total net book value payment	\$9,137.16
3. Minimum payment	\$0.00
4. Megawatt capacity	0.0
5. Megawatt capacity payment	\$0.00
6. Closed/decommissioned production plant (phased down) payment	\$0.00
7. Subtotal (sum of Lines 2, 3, 5 and 6)	\$9,137.16
8. Population cap	\$780,300.00
9. Adjusted subtotal (lesser of Line 7 or Line 8)	\$9,137.16
10. Adjacent site incentive payment	\$0.00
11. Baseload incentive payment	\$0.00
12. Co-generation incentive payment	\$0.00
13. Alternative energy incentive payment	\$0.00
14. Total incentive payments (sum of Lines 10 through 13)	\$0.00
15. Spent nuclear fuel payment	\$0.00
16. Total Utility Aid – this is the utility aid payment listed on the front of the estimate (sum of Lines 9, 14 and 15)	\$9,137.16

Supplemental County and Municipal Aid

- Under state law, supplemental county and municipal aid paid to each county and municipality is determined by 2023 Wisconsin Act 12 (sec. 79.037, Wis. Stats.)
- For detailed information, review [county and municipal aid spreadsheet](#)

Supplemental County and Municipal Aid Calculation	
1. Prior year supplemental county and municipal aid	\$60,061.56
2. Increase due to sales tax revenue including adjustments (district changes)	\$1,381.42
3. Total Supplemental County and Municipal Aid (sum of Lines 1 and 2)	\$61,442.98

Expenditure Restraint Incentive Program

- Only municipalities are eligible to receive Expenditure Restraint Incentive Program (ERIP) payments
- Under state law, in 2025, each municipality will receive a payment that is equal to the amount of the payment received by the municipality in 2024 (sec. 79.05(4), Wis. Stats., from 2023 WI Act 12 – notwithstanding subs. (2) and (3))

Contact Information

If you have questions, contact us at lgs@wisconsin.gov, (608) 266-8618 or (608) 261-5167.



State of Wisconsin • DEPARTMENT OF REVENUE

DIVISION OF STATE AND LOCAL FINANCE • BUREAU OF LOCAL GOVERNMENT SERVICES • 2135 RIMROCK RD MADISON, WI 53713

Mailing Address:
PO Box 8971 #6-97
Madison WI 53708-8971
Fax: (608) 264-6887
lgs@wisconsin.gov

September 13, 2024

CASSANDRA SUETTINGER
VILLAGE OF MCFARLAND
PO BOX 110
MCFARLAND WI 53558-0110

Notice of Shared Revenue – 2025 Original Estimate

Notice Information

The Wisconsin Department of Revenue (DOR) is providing the **estimated** shared revenue amounts your local government will receive in 2025 under current state law for county and municipal aid, supplemental county and municipal aid, utility aid and the expenditure restraint incentive program. This does not include adjustments, shown on the July and November payment notices.

District	VILLAGE OF MCFARLAND	County	DANE	Co-muni code	13-154
-----------------	----------------------	---------------	------	---------------------	--------

Estimate Information

For an explanation of each aid payment listed below, review the additional information in this notice.

2025 Original Estimate	
1. County and municipal aid	\$111,721.84
2. Utility aid	\$554.76
3. Supplemental county and municipal aid	\$247,167.17
4. Expenditure restraint incentive program	\$104,067.37
5. Total Estimated 2025 Payments (sum of Lines 1-4)	\$463,511.14

Payment Information

Your local government will receive two distributions in 2025 :

- July 28, 2025: 15% of Line 1, 2, and 3 and 100% of Line 4 (*shown above*)
- November 17, 2025: balance of your 2025 aid payments

County and Municipal Aid

Under state law, the county and municipal aid paid to each county and municipality must be equal to the amount determined in 2012 (sec. 79.036, Wis. Stats.) and adjusted for fallen protective services insurance reimbursement (sec. 79.036(4), Wis. Stats.).

County and Municipal Aid Calculation	
1. Prior year county and municipal aid	\$109,217.90
2. Increase due to sales tax revenue, including adjustments (<i>district changes</i>)	\$2,512.01
3. Fallen protective services insurance adjustment	-\$8.07
4. Fallen protective services insurance reimbursement (<i>reported to DOR</i>)	\$0.00
5. Total County and Municipal Aid (sum of Lines 1-4)	\$111,721.84

Utility Aid

- Under state law, utility aid is distributed to each county and municipality where tax-exempt utility property is located (sec. 79.04, Wis. Stats.)
- Utility companies report utility property information to DOR annually
- DOR uses the provided information to accurately calculate utility aid (*shown below*)

Utility Aid Calculation	
1. Net book value, <i>as of December 31, 2024 (including expected additions/retirements)</i>	\$92,460.00
2. Total net book value payment	\$554.76
3. Minimum payment	\$0.00
4. Megawatt capacity	0.0
5. Megawatt capacity payment	\$0.00
6. Closed/decommissioned production plant (phased down) payment	\$0.00
7. Subtotal (<i>sum of Lines 2, 3, 5 and 6</i>)	\$554.76
8. Population cap	\$4,147,150.00
9. Adjusted subtotal (<i>lesser of Line 7 or Line 8</i>)	\$554.76
10. Adjacent site incentive payment	\$0.00
11. Baseload incentive payment	\$0.00
12. Co-generation incentive payment	\$0.00
13. Alternative energy incentive payment	\$0.00
14. Total incentive payments (<i>sum of Lines 10 through 13</i>)	\$0.00
15. Spent nuclear fuel payment	\$0.00
16. Total Utility Aid – this is the utility aid payment listed on the front of the estimate (<i>sum of Lines 9, 14 and 15</i>)	\$554.76

Supplemental County and Municipal Aid

- Under state law, supplemental county and municipal aid paid to each county and municipality is determined by 2023 Wisconsin Act 12 (sec. 79.037, Wis. Stats.)
- For detailed information, review [county and municipal aid spreadsheet](#)

Supplemental County and Municipal Aid Calculation	
1. Prior year supplemental county and municipal aid	\$241,610.14
2. Increase due to sales tax revenue including adjustments (<i>district changes</i>)	\$5,557.03
3. Total Supplemental County and Municipal Aid (<i>sum of Lines 1 and 2</i>)	\$247,167.17

Expenditure Restraint Incentive Program

- Only municipalities are eligible to receive Expenditure Restraint Incentive Program (ERIP) payments
- Under state law, in 2025, each municipality will receive a payment that is equal to the amount of the payment received by the municipality in 2024 (sec. 79.05(4), Wis. Stats., from 2023 WI Act 12 – notwithstanding subs. (2) and (3))

Contact Information

If you have questions, contact us at lgs@wisconsin.gov, (608) 266-8618 or (608) 261-5167.



State of Wisconsin • DEPARTMENT OF REVENUE

DIVISION OF STATE AND LOCAL FINANCE • BUREAU OF LOCAL GOVERNMENT SERVICES • 2135 RIMROCK RD MADISON, WI 53713

Mailing Address:
PO Box 8971 #6-97
Madison WI 53708-8971
Fax: (608) 264-6887
lgs@wisconsin.gov

September 13, 2024

ALYSSA GAFFNEY
VILLAGE OF MOUNT HOREB
138 E MAIN ST
MOUNT HOREB WI 53572

Notice of Shared Revenue – 2025 Original Estimate

Notice Information

The Wisconsin Department of Revenue (DOR) is providing the **estimated** shared revenue amounts your local government will receive in 2025 under current state law for county and municipal aid, supplemental county and municipal aid, utility aid and the expenditure restraint incentive program. This does not include adjustments, shown on the July and November payment notices.

District	VILLAGE OF MOUNT HOREB	County	DANE	Co-muni code	13-157
-----------------	------------------------	---------------	------	---------------------	--------

Estimate Information

For an explanation of each aid payment listed below, review the additional information in this notice.

2025 Original Estimate	
1. County and municipal aid	\$156,764.70
2. Utility aid	\$28,832.67
3. Supplemental county and municipal aid	\$208,805.32
4. Expenditure restraint incentive program	\$69,838.86
5. Total Estimated 2025 Payments (sum of Lines 1-4)	\$464,241.55

Payment Information

Your local government will receive two distributions in 2025 :

- July 28, 2025: 15% of Line 1, 2, and 3 and 100% of Line 4 (*shown above*)
- November 17, 2025: balance of your 2025 aid payments

County and Municipal Aid

Under state law, the county and municipal aid paid to each county and municipality must be equal to the amount determined in 2012 (sec. 79.036, Wis. Stats.) and adjusted for fallen protective services insurance reimbursement (sec. 79.036(4), Wis. Stats.).

County and Municipal Aid Calculation	
1. Prior year county and municipal aid	\$153,251.25
2. Increase due to sales tax revenue, including adjustments (<i>district changes</i>)	\$3,524.78
3. Fallen protective services insurance adjustment	-\$11.33
4. Fallen protective services insurance reimbursement (<i>reported to DOR</i>)	\$0.00
5. Total County and Municipal Aid (sum of Lines 1-4)	\$156,764.70

Utility Aid

- Under state law, utility aid is distributed to each county and municipality where tax-exempt utility property is located (sec. 79.04, Wis. Stats.)
- Utility companies report utility property information to DOR annually
- DOR uses the provided information to accurately calculate utility aid (*shown below*)

Utility Aid Calculation	
1. Net book value, <i>as of December 31, 2024 (including expected additions/retirements)</i>	\$4,805,445.00
2. Total net book value payment	\$28,832.67
3. Minimum payment	\$0.00
4. Megawatt capacity	0.0
5. Megawatt capacity payment	\$0.00
6. Closed/decommissioned production plant (phased down) payment	\$0.00
7. Subtotal (<i>sum of Lines 2, 3, 5 and 6</i>)	\$28,832.67
8. Population cap	\$3,445,900.00
9. Adjusted subtotal (<i>lesser of Line 7 or Line 8</i>)	\$28,832.67
10. Adjacent site incentive payment	\$0.00
11. Baseload incentive payment	\$0.00
12. Co-generation incentive payment	\$0.00
13. Alternative energy incentive payment	\$0.00
14. Total incentive payments (<i>sum of Lines 10 through 13</i>)	\$0.00
15. Spent nuclear fuel payment	\$0.00
16. Total Utility Aid – this is the utility aid payment listed on the front of the estimate (<i>sum of Lines 9, 14 and 15</i>)	\$28,832.67

Supplemental County and Municipal Aid

- Under state law, supplemental county and municipal aid paid to each county and municipality is determined by 2023 Wisconsin Act 12 (sec. 79.037, Wis. Stats.)
- For detailed information, review [county and municipal aid spreadsheet](#)

Supplemental County and Municipal Aid Calculation	
1. Prior year supplemental county and municipal aid	\$204,110.77
2. Increase due to sales tax revenue including adjustments (<i>district changes</i>)	\$4,694.55
3. Total Supplemental County and Municipal Aid (<i>sum of Lines 1 and 2</i>)	\$208,805.32

Expenditure Restraint Incentive Program

- Only municipalities are eligible to receive Expenditure Restraint Incentive Program (ERIP) payments
- Under state law, in 2025, each municipality will receive a payment that is equal to the amount of the payment received by the municipality in 2024 (sec. 79.05(4), Wis. Stats., from 2023 WI Act 12 – notwithstanding subs. (2) and (3))

Contact Information

If you have questions, contact us at lgs@wisconsin.gov, (608) 266-8618 or (608) 261-5167.



State of Wisconsin • DEPARTMENT OF REVENUE

DIVISION OF STATE AND LOCAL FINANCE • BUREAU OF LOCAL GOVERNMENT SERVICES • 2135 RIMROCK RD MADISON, WI 53713

Mailing Address:
PO Box 8971 #6-97
Madison WI 53708-8971
Fax: (608) 264-6887
lgs@wisconsin.gov

September 13, 2024

CANDIE JONES
VILLAGE OF OREGON
101 ALPINE PARKWAY
OREGON WI 53575-1494

Notice of Shared Revenue – 2025 Original Estimate

Notice Information

The Wisconsin Department of Revenue (DOR) is providing the **estimated** shared revenue amounts your local government will receive in 2025 under current state law for county and municipal aid, supplemental county and municipal aid, utility aid and the expenditure restraint incentive program. This does not include adjustments, shown on the July and November payment notices.

District	VILLAGE OF OREGON	County	DANE	Co-muni code	13-165
-----------------	-------------------	---------------	------	---------------------	--------

Estimate Information

For an explanation of each aid payment listed below, review the additional information in this notice.

2025 Original Estimate	
1. County and municipal aid	\$169,680.90
2. Utility aid	\$71,143.40
3. Supplemental county and municipal aid	\$299,468.67
4. Expenditure restraint incentive program	\$58,744.48
5. Total Estimated 2025 Payments (sum of Lines 1-4)	\$599,037.45

Payment Information

Your local government will receive two distributions in 2025 :

- July 28, 2025: 15% of Line 1, 2, and 3 and 100% of Line 4 (*shown above*)
- November 17, 2025: balance of your 2025 aid payments

County and Municipal Aid

Under state law, the county and municipal aid paid to each county and municipality must be equal to the amount determined in 2012 (sec. 79.036, Wis. Stats.) and adjusted for fallen protective services insurance reimbursement (sec. 79.036(4), Wis. Stats.).

County and Municipal Aid Calculation	
1. Prior year county and municipal aid	\$165,877.97
2. Increase due to sales tax revenue, including adjustments (<i>district changes</i>)	\$3,815.19
3. Fallen protective services insurance adjustment	-\$12.26
4. Fallen protective services insurance reimbursement (<i>reported to DOR</i>)	\$0.00
5. Total County and Municipal Aid (sum of Lines 1-4)	\$169,680.90

Utility Aid

- Under state law, utility aid is distributed to each county and municipality where tax-exempt utility property is located (sec. 79.04, Wis. Stats.)
- Utility companies report utility property information to DOR annually
- DOR uses the provided information to accurately calculate utility aid (*shown below*)

Utility Aid Calculation	
1. Net book value, <i>as of December 31, 2024 (including expected additions/retirements)</i>	\$11,857,233.00
2. Total net book value payment	\$71,143.40
3. Minimum payment	\$0.00
4. Megawatt capacity	0.0
5. Megawatt capacity payment	\$0.00
6. Closed/decommissioned production plant (phased down) payment	\$0.00
7. Subtotal (<i>sum of Lines 2, 3, 5 and 6</i>)	\$71,143.40
8. Population cap	\$5,241,950.00
9. Adjusted subtotal (<i>lesser of Line 7 or Line 8</i>)	\$71,143.40
10. Adjacent site incentive payment	\$0.00
11. Baseload incentive payment	\$0.00
12. Co-generation incentive payment	\$0.00
13. Alternative energy incentive payment	\$0.00
14. Total incentive payments (<i>sum of Lines 10 through 13</i>)	\$0.00
15. Spent nuclear fuel payment	\$0.00
16. Total Utility Aid – this is the utility aid payment listed on the front of the estimate (<i>sum of Lines 9, 14 and 15</i>)	\$71,143.40

Supplemental County and Municipal Aid

- Under state law, supplemental county and municipal aid paid to each county and municipality is determined by 2023 Wisconsin Act 12 (sec. 79.037, Wis. Stats.)
- For detailed information, review [county and municipal aid spreadsheet](#)

Supplemental County and Municipal Aid Calculation	
1. Prior year supplemental county and municipal aid	\$292,735.75
2. Increase due to sales tax revenue including adjustments (<i>district changes</i>)	\$6,732.92
3. Total Supplemental County and Municipal Aid (<i>sum of Lines 1 and 2</i>)	\$299,468.67

Expenditure Restraint Incentive Program

- Only municipalities are eligible to receive Expenditure Restraint Incentive Program (ERIP) payments
- Under state law, in 2025, each municipality will receive a payment that is equal to the amount of the payment received by the municipality in 2024 (sec. 79.05(4), Wis. Stats., from 2023 WI Act 12 – notwithstanding subs. (2) and (3))

Contact Information

If you have questions, contact us at lgs@wisconsin.gov, (608) 266-8618 or (608) 261-5167.



State of Wisconsin • DEPARTMENT OF REVENUE

DIVISION OF STATE AND LOCAL FINANCE • BUREAU OF LOCAL GOVERNMENT SERVICES • 2135 RIMROCK RD MADISON, WI 53713

Mailing Address:
PO Box 8971 #6-97
Madison WI 53708-8971
Fax: (608) 264-6887
lgs@wisconsin.gov

September 13, 2024

ANN GERLICH
VILLAGE OF ROCKDALE
PO BOX 160
CAMBRIDGE WI 53523-0160

Notice of Shared Revenue – 2025 Original Estimate

Notice Information

The Wisconsin Department of Revenue (DOR) is providing the **estimated** shared revenue amounts your local government will receive in 2025 under current state law for county and municipal aid, supplemental county and municipal aid, utility aid and the expenditure restraint incentive program. This does not include adjustments, shown on the July and November payment notices.

District	VILLAGE OF ROCKDALE	County	DANE	Co-muni code	13-176
-----------------	---------------------	---------------	------	---------------------	--------

Estimate Information

For an explanation of each aid payment listed below, review the additional information in this notice.

2025 Original Estimate	
1. County and municipal aid	\$31,684.55
2. Utility aid	\$0.00
3. Supplemental county and municipal aid	\$34,232.68
4. Expenditure restraint incentive program	\$0.00
5. Total Estimated 2025 Payments (sum of Lines 1-4)	\$65,917.23

Payment Information

Your local government will receive two distributions in 2025 :

- July 28, 2025: 15% of Line 1, 2, and 3 and 100% of Line 4 (*shown above*)
- November 17, 2025: balance of your 2025 aid payments

County and Municipal Aid

Under state law, the county and municipal aid paid to each county and municipality must be equal to the amount determined in 2012 (sec. 79.036, Wis. Stats.) and adjusted for fallen protective services insurance reimbursement (sec. 79.036(4), Wis. Stats.).

County and Municipal Aid Calculation	
1. Prior year county and municipal aid	\$30,974.43
2. Increase due to sales tax revenue, including adjustments (<i>district changes</i>)	\$712.41
3. Fallen protective services insurance adjustment	-\$2.29
4. Fallen protective services insurance reimbursement (<i>reported to DOR</i>)	\$0.00
5. Total County and Municipal Aid (sum of Lines 1-4)	\$31,684.55

Utility Aid

- Under state law, utility aid is distributed to each county and municipality where tax-exempt utility property is located (sec. 79.04, Wis. Stats.)
- Utility companies report utility property information to DOR annually
- DOR uses the provided information to accurately calculate utility aid (*shown below*)

Utility Aid Calculation	
1. Net book value, <i>as of December 31, 2024 (including expected additions/retirements)</i>	\$0.00
2. Total net book value payment	\$0.00
3. Minimum payment	\$0.00
4. Megawatt capacity	0.0
5. Megawatt capacity payment	\$0.00
6. Closed/decommissioned production plant (phased down) payment	\$0.00
7. Subtotal (<i>sum of Lines 2, 3, 5 and 6</i>)	\$0.00
8. Population cap	\$86,275.00
9. Adjusted subtotal (<i>lesser of Line 7 or Line 8</i>)	\$0.00
10. Adjacent site incentive payment	\$0.00
11. Baseload incentive payment	\$0.00
12. Co-generation incentive payment	\$0.00
13. Alternative energy incentive payment	\$0.00
14. Total incentive payments (<i>sum of Lines 10 through 13</i>)	\$0.00
15. Spent nuclear fuel payment	\$0.00
16. Total Utility Aid – this is the utility aid payment listed on the front of the estimate (<i>sum of Lines 9, 14 and 15</i>)	\$0.00

Supplemental County and Municipal Aid

- Under state law, supplemental county and municipal aid paid to each county and municipality is determined by 2023 Wisconsin Act 12 (sec. 79.037, Wis. Stats.)
- For detailed information, review [county and municipal aid spreadsheet](#)

Supplemental County and Municipal Aid Calculation	
1. Prior year supplemental county and municipal aid	\$33,463.03
2. Increase due to sales tax revenue including adjustments (<i>district changes</i>)	\$769.65
3. Total Supplemental County and Municipal Aid (<i>sum of Lines 1 and 2</i>)	\$34,232.68

Expenditure Restraint Incentive Program

- Only municipalities are eligible to receive Expenditure Restraint Incentive Program (ERIP) payments
- Under state law, in 2025, each municipality will receive a payment that is equal to the amount of the payment received by the municipality in 2024 (sec. 79.05(4), Wis. Stats., from 2023 WI Act 12 – notwithstanding subs. (2) and (3))

Contact Information

If you have questions, contact us at lgs@wisconsin.gov, (608) 266-8618 or (608) 261-5167.



State of Wisconsin • DEPARTMENT OF REVENUE

DIVISION OF STATE AND LOCAL FINANCE • BUREAU OF LOCAL GOVERNMENT SERVICES • 2135 RIMROCK RD MADISON, WI 53713

Mailing Address:
PO Box 8971 #6-97
Madison WI 53708-8971
Fax: (608) 264-6887
lgs@wisconsin.gov

September 13, 2024

JULIE FITZGERALD
VILLAGE OF SHOREWOOD HILLS
810 SHOREWOOD BLVD
MADISON WI 53705

Notice of Shared Revenue – 2025 Original Estimate

Notice Information

The Wisconsin Department of Revenue (DOR) is providing the **estimated** shared revenue amounts your local government will receive in 2025 under current state law for county and municipal aid, supplemental county and municipal aid, utility aid and the expenditure restraint incentive program. This does not include adjustments, shown on the July and November payment notices.

District	VILLAGE OF SHOREWOOD HILLS	County	DANE	Co-muni code	13-181
-----------------	----------------------------	---------------	------	---------------------	--------

Estimate Information

For an explanation of each aid payment listed below, review the additional information in this notice.

2025 Original Estimate	
1. County and municipal aid	\$21,366.06
2. Utility aid	\$0.00
3. Supplemental county and municipal aid	\$67,928.37
4. Expenditure restraint incentive program	\$0.00
5. Total Estimated 2025 Payments (sum of Lines 1-4)	\$89,294.43

Payment Information

Your local government will receive two distributions in 2025 :

- July 28, 2025: 15% of Line 1, 2, and 3 and 100% of Line 4 (*shown above*)
- November 17, 2025: balance of your 2025 aid payments

County and Municipal Aid

Under state law, the county and municipal aid paid to each county and municipality must be equal to the amount determined in 2012 (sec. 79.036, Wis. Stats.) and adjusted for fallen protective services insurance reimbursement (sec. 79.036(4), Wis. Stats.).

County and Municipal Aid Calculation	
1. Prior year county and municipal aid	\$20,887.19
2. Increase due to sales tax revenue, including adjustments (<i>district changes</i>)	\$480.41
3. Fallen protective services insurance adjustment	-\$1.54
4. Fallen protective services insurance reimbursement (<i>reported to DOR</i>)	\$0.00
5. Total County and Municipal Aid (sum of Lines 1-4)	\$21,366.06

Utility Aid

- Under state law, utility aid is distributed to each county and municipality where tax-exempt utility property is located (sec. 79.04, Wis. Stats.)
- Utility companies report utility property information to DOR annually
- DOR uses the provided information to accurately calculate utility aid (*shown below*)

Utility Aid Calculation	
1. Net book value, <i>as of December 31, 2024 (including expected additions/retirements)</i>	\$0.00
2. Total net book value payment	\$0.00
3. Minimum payment	\$0.00
4. Megawatt capacity	0.0
5. Megawatt capacity payment	\$0.00
6. Closed/decommissioned production plant (phased down) payment	\$0.00
7. Subtotal (<i>sum of Lines 2, 3, 5 and 6</i>)	\$0.00
8. Population cap	\$910,350.00
9. Adjusted subtotal (<i>lesser of Line 7 or Line 8</i>)	\$0.00
10. Adjacent site incentive payment	\$0.00
11. Baseload incentive payment	\$0.00
12. Co-generation incentive payment	\$0.00
13. Alternative energy incentive payment	\$0.00
14. Total incentive payments (<i>sum of Lines 10 through 13</i>)	\$0.00
15. Spent nuclear fuel payment	\$0.00
16. Total Utility Aid – this is the utility aid payment listed on the front of the estimate (<i>sum of Lines 9, 14 and 15</i>)	\$0.00

Supplemental County and Municipal Aid

- Under state law, supplemental county and municipal aid paid to each county and municipality is determined by 2023 Wisconsin Act 12 (sec. 79.037, Wis. Stats.)
- For detailed information, review [county and municipal aid spreadsheet](#)

Supplemental County and Municipal Aid Calculation	
1. Prior year supplemental county and municipal aid	\$66,401.14
2. Increase due to sales tax revenue including adjustments (<i>district changes</i>)	\$1,527.23
3. Total Supplemental County and Municipal Aid (<i>sum of Lines 1 and 2</i>)	\$67,928.37

Expenditure Restraint Incentive Program

- Only municipalities are eligible to receive Expenditure Restraint Incentive Program (ERIP) payments
- Under state law, in 2025, each municipality will receive a payment that is equal to the amount of the payment received by the municipality in 2024 (sec. 79.05(4), Wis. Stats., from 2023 WI Act 12 – notwithstanding subs. (2) and (3))

Contact Information

If you have questions, contact us at lgs@wisconsin.gov, (608) 266-8618 or (608) 261-5167.



State of Wisconsin • DEPARTMENT OF REVENUE

DIVISION OF STATE AND LOCAL FINANCE • BUREAU OF LOCAL GOVERNMENT SERVICES • 2135 RIMROCK RD MADISON, WI 53713

Mailing Address:
PO Box 8971 #6-97
Madison WI 53708-8971
Fax: (608) 264-6887
lgs@wisconsin.gov

September 13, 2024

KARLA ENDRES
VILLAGE OF WAUNAKEE
PO BOX 100
WAUNAKEE WI 53597-0100

Notice of Shared Revenue – 2025 Original Estimate

Notice Information

The Wisconsin Department of Revenue (DOR) is providing the **estimated** shared revenue amounts your local government will receive in 2025 under current state law for county and municipal aid, supplemental county and municipal aid, utility aid and the expenditure restraint incentive program. This does not include adjustments, shown on the July and November payment notices.

District	VILLAGE OF WAUNAKEE	County	DANE	Co-muni code	13-191
-----------------	---------------------	---------------	------	---------------------	--------

Estimate Information

For an explanation of each aid payment listed below, review the additional information in this notice.

2025 Original Estimate	
1. County and municipal aid	\$144,747.54
2. Utility aid	\$6,479.93
3. Supplemental county and municipal aid	\$382,014.13
4. Expenditure restraint incentive program	\$52,820.36
5. Total Estimated 2025 Payments (sum of Lines 1-4)	\$586,061.96

Payment Information

Your local government will receive two distributions in 2025 :

- July 28, 2025: 15% of Line 1, 2, and 3 and 100% of Line 4 (*shown above*)
- November 17, 2025: balance of your 2025 aid payments

County and Municipal Aid

Under state law, the county and municipal aid paid to each county and municipality must be equal to the amount determined in 2012 (sec. 79.036, Wis. Stats.) and adjusted for fallen protective services insurance reimbursement (sec. 79.036(4), Wis. Stats.).

County and Municipal Aid Calculation	
1. Prior year county and municipal aid	\$141,503.42
2. Increase due to sales tax revenue, including adjustments (<i>district changes</i>)	\$3,254.58
3. Fallen protective services insurance adjustment	-\$10.46
4. Fallen protective services insurance reimbursement (<i>reported to DOR</i>)	\$0.00
5. Total County and Municipal Aid (sum of Lines 1-4)	\$144,747.54

Utility Aid

- Under state law, utility aid is distributed to each county and municipality where tax-exempt utility property is located (sec. 79.04, Wis. Stats.)
- Utility companies report utility property information to DOR annually
- DOR uses the provided information to accurately calculate utility aid (*shown below*)

Utility Aid Calculation	
1. Net book value, <i>as of December 31, 2024 (including expected additions/retirements)</i>	\$1,079,988.00
2. Total net book value payment	\$6,479.93
3. Minimum payment	\$0.00
4. Megawatt capacity	0.0
5. Megawatt capacity payment	\$0.00
6. Closed/decommissioned production plant (phased down) payment	\$0.00
7. Subtotal (<i>sum of Lines 2, 3, 5 and 6</i>)	\$6,479.93
8. Population cap	\$7,205,025.00
9. Adjusted subtotal (<i>lesser of Line 7 or Line 8</i>)	\$6,479.93
10. Adjacent site incentive payment	\$0.00
11. Baseload incentive payment	\$0.00
12. Co-generation incentive payment	\$0.00
13. Alternative energy incentive payment	\$0.00
14. Total incentive payments (<i>sum of Lines 10 through 13</i>)	\$0.00
15. Spent nuclear fuel payment	\$0.00
16. Total Utility Aid – this is the utility aid payment listed on the front of the estimate (<i>sum of Lines 9, 14 and 15</i>)	\$6,479.93

Supplemental County and Municipal Aid

- Under state law, supplemental county and municipal aid paid to each county and municipality is determined by 2023 Wisconsin Act 12 (sec. 79.037, Wis. Stats.)
- For detailed information, review [county and municipal aid spreadsheet](#)

Supplemental County and Municipal Aid Calculation	
1. Prior year supplemental county and municipal aid	\$373,425.35
2. Increase due to sales tax revenue including adjustments (<i>district changes</i>)	\$8,588.78
3. Total Supplemental County and Municipal Aid (<i>sum of Lines 1 and 2</i>)	\$382,014.13

Expenditure Restraint Incentive Program

- Only municipalities are eligible to receive Expenditure Restraint Incentive Program (ERIP) payments
- Under state law, in 2025, each municipality will receive a payment that is equal to the amount of the payment received by the municipality in 2024 (sec. 79.05(4), Wis. Stats., from 2023 WI Act 12 – notwithstanding subs. (2) and (3))

Contact Information

If you have questions, contact us at lgs@wisconsin.gov, (608) 266-8618 or (608) 261-5167.



State of Wisconsin • DEPARTMENT OF REVENUE

DIVISION OF STATE AND LOCAL FINANCE • BUREAU OF LOCAL GOVERNMENT SERVICES • 2135 RIMROCK RD MADISON, WI 53713

Mailing Address:
PO Box 8971 #6-97
Madison WI 53708-8971
Fax: (608) 264-6887
lgs@wisconsin.gov

September 13, 2024

CHRISTINE CAPSTRAN
VILLAGE OF WINDSOR
4084 MUELLER RD
DE FOREST WI 53532

Notice of Shared Revenue – 2025 Original Estimate

Notice Information

The Wisconsin Department of Revenue (DOR) is providing the **estimated** shared revenue amounts your local government will receive in 2025 under current state law for county and municipal aid, supplemental county and municipal aid, utility aid and the expenditure restraint incentive program. This does not include adjustments, shown on the July and November payment notices.

District	VILLAGE OF WINDSOR	County	DANE	Co-muni code	13-196
-----------------	--------------------	---------------	------	---------------------	--------

Estimate Information

For an explanation of each aid payment listed below, review the additional information in this notice.

2025 Original Estimate	
1. County and municipal aid	\$68,743.68
2. Utility aid	\$75,668.82
3. Supplemental county and municipal aid	\$241,830.71
4. Expenditure restraint incentive program	\$0.00
5. Total Estimated 2025 Payments (sum of Lines 1-4)	\$386,243.21

Payment Information

Your local government will receive two distributions in 2025 :

- July 28, 2025: 15% of Line 1, 2, and 3 and 100% of Line 4 (*shown above*)
- November 17, 2025: balance of your 2025 aid payments

County and Municipal Aid

Under state law, the county and municipal aid paid to each county and municipality must be equal to the amount determined in 2012 (sec. 79.036, Wis. Stats.) and adjusted for fallen protective services insurance reimbursement (sec. 79.036(4), Wis. Stats.).

County and Municipal Aid Calculation	
1. Prior year county and municipal aid	\$67,202.98
2. Increase due to sales tax revenue, including adjustments (<i>district changes</i>)	\$1,545.67
3. Fallen protective services insurance adjustment	-\$4.97
4. Fallen protective services insurance reimbursement (<i>reported to DOR</i>)	\$0.00
5. Total County and Municipal Aid (sum of Lines 1-4)	\$68,743.68

Utility Aid

- Under state law, utility aid is distributed to each county and municipality where tax-exempt utility property is located (sec. 79.04, Wis. Stats.)
- Utility companies report utility property information to DOR annually
- DOR uses the provided information to accurately calculate utility aid (*shown below*)

Utility Aid Calculation	
1. Net book value, <i>as of December 31, 2024 (including expected additions/retirements)</i>	\$12,611,470.00
2. Total net book value payment	\$75,668.82
3. Minimum payment	\$0.00
4. Megawatt capacity	0.0
5. Megawatt capacity payment	\$0.00
6. Closed/decommissioned production plant (phased down) payment	\$0.00
7. Subtotal (<i>sum of Lines 2, 3, 5 and 6</i>)	\$75,668.82
8. Population cap	\$4,417,875.00
9. Adjusted subtotal (<i>lesser of Line 7 or Line 8</i>)	\$75,668.82
10. Adjacent site incentive payment	\$0.00
11. Baseload incentive payment	\$0.00
12. Co-generation incentive payment	\$0.00
13. Alternative energy incentive payment	\$0.00
14. Total incentive payments (<i>sum of Lines 10 through 13</i>)	\$0.00
15. Spent nuclear fuel payment	\$0.00
16. Total Utility Aid – this is the utility aid payment listed on the front of the estimate (<i>sum of Lines 9, 14 and 15</i>)	\$75,668.82

Supplemental County and Municipal Aid

- Under state law, supplemental county and municipal aid paid to each county and municipality is determined by 2023 Wisconsin Act 12 (sec. 79.037, Wis. Stats.)
- For detailed information, review [county and municipal aid spreadsheet](#)

Supplemental County and Municipal Aid Calculation	
1. Prior year supplemental county and municipal aid	\$236,393.66
2. Increase due to sales tax revenue including adjustments (<i>district changes</i>)	\$5,437.05
3. Total Supplemental County and Municipal Aid (<i>sum of Lines 1 and 2</i>)	\$241,830.71

Expenditure Restraint Incentive Program

- Only municipalities are eligible to receive Expenditure Restraint Incentive Program (ERIP) payments
- Under state law, in 2025, each municipality will receive a payment that is equal to the amount of the payment received by the municipality in 2024 (sec. 79.05(4), Wis. Stats., from 2023 WI Act 12 – notwithstanding subs. (2) and (3))

Contact Information

If you have questions, contact us at lgs@wisconsin.gov, (608) 266-8618 or (608) 261-5167.



State of Wisconsin • DEPARTMENT OF REVENUE

DIVISION OF STATE AND LOCAL FINANCE • BUREAU OF LOCAL GOVERNMENT SERVICES • 2135 RIMROCK RD MADISON, WI 53713

Mailing Address:
PO Box 8971 #6-97
Madison WI 53708-8971
Fax: (608) 264-6887
lgs@wisconsin.gov

September 13, 2024

TRACY OLDENBURG
CITY OF FITCHBURG
5520 LACY RD
FITCHBURG WI 53711-5318

Notice of Shared Revenue – 2025 Original Estimate

Notice Information

The Wisconsin Department of Revenue (DOR) is providing the **estimated** shared revenue amounts your local government will receive in 2025 under current state law for county and municipal aid, supplemental county and municipal aid, utility aid and the expenditure restraint incentive program. This does not include adjustments, shown on the July and November payment notices.

District	CITY OF FITCHBURG	County	DANE	Co-muni code	13-225
-----------------	-------------------	---------------	------	---------------------	--------

Estimate Information

For an explanation of each aid payment listed below, review the additional information in this notice.

2025 Original Estimate	
1. County and municipal aid	\$490,265.95
2. Utility aid	\$262,630.25
3. Supplemental county and municipal aid	\$834,583.49
4. Expenditure restraint incentive program	\$656,666.96
5. Total Estimated 2025 Payments (sum of Lines 1-4)	\$2,244,146.65

Payment Information

Your local government will receive two distributions in 2025 :

- July 28, 2025: 15% of Line 1, 2, and 3 and 100% of Line 4 (*shown above*)
- November 17, 2025: balance of your 2025 aid payments

County and Municipal Aid

Under state law, the county and municipal aid paid to each county and municipality must be equal to the amount determined in 2012 (sec. 79.036, Wis. Stats.) and adjusted for fallen protective services insurance reimbursement (sec. 79.036(4), Wis. Stats.).

County and Municipal Aid Calculation	
1. Prior year county and municipal aid	\$479,277.98
2. Increase due to sales tax revenue, including adjustments (<i>district changes</i>)	\$11,023.39
3. Fallen protective services insurance adjustment	-\$35.42
4. Fallen protective services insurance reimbursement (<i>reported to DOR</i>)	\$0.00
5. Total County and Municipal Aid (sum of Lines 1-4)	\$490,265.95

Utility Aid

- Under state law, utility aid is distributed to each county and municipality where tax-exempt utility property is located (sec. 79.04, Wis. Stats.)
- Utility companies report utility property information to DOR annually
- DOR uses the provided information to accurately calculate utility aid (*shown below*)

Utility Aid Calculation	
1. Net book value, as of December 31, 2024 (including expected additions/retirements)	\$21,205,044.00
2. Total net book value payment	\$127,230.26
3. Minimum payment	\$0.00
4. Megawatt capacity	76.8
5. Megawatt capacity payment	\$102,399.99
6. Closed/decommissioned production plant (phased down) payment	\$0.00
7. Subtotal (sum of Lines 2, 3, 5 and 6)	\$229,630.25
8. Population cap	\$15,395,625.00
9. Adjusted subtotal (lesser of Line 7 or Line 8)	\$229,630.25
10. Adjacent site incentive payment	\$0.00
11. Baseload incentive payment	\$0.00
12. Co-generation incentive payment	\$0.00
13. Alternative energy incentive payment	\$33,000.00
14. Total incentive payments (sum of Lines 10 through 13)	\$33,000.00
15. Spent nuclear fuel payment	\$0.00
16. Total Utility Aid – this is the utility aid payment listed on the front of the estimate (sum of Lines 9, 14 and 15)	\$262,630.25

Supplemental County and Municipal Aid

- Under state law, supplemental county and municipal aid paid to each county and municipality is determined by 2023 Wisconsin Act 12 (sec. 79.037, Wis. Stats.)
- For detailed information, review [county and municipal aid spreadsheet](#)

Supplemental County and Municipal Aid Calculation	
1. Prior year supplemental county and municipal aid	\$815,819.64
2. Increase due to sales tax revenue including adjustments (<i>district changes</i>)	\$18,763.85
3. Total Supplemental County and Municipal Aid (sum of Lines 1 and 2)	\$834,583.49

Expenditure Restraint Incentive Program

- Only municipalities are eligible to receive Expenditure Restraint Incentive Program (ERIP) payments
- Under state law, in 2025, each municipality will receive a payment that is equal to the amount of the payment received by the municipality in 2024 (sec. 79.05(4), Wis. Stats., from 2023 WI Act 12 – notwithstanding subs. (2) and (3))

Contact Information

If you have questions, contact us at lgs@wisconsin.gov, (608) 266-8618 or (608) 261-5167.



State of Wisconsin • DEPARTMENT OF REVENUE

DIVISION OF STATE AND LOCAL FINANCE • BUREAU OF LOCAL GOVERNMENT SERVICES • 2135 RIMROCK RD MADISON, WI 53713

Mailing Address:
PO Box 8971 #6-97
Madison WI 53708-8971
Fax: (608) 264-6887
lgs@wisconsin.gov

September 13, 2024

MARIBETH WITZEL-BEHL
CITY OF MADISON
210 M L K JR BLVD RM 105
MADISON WI 53703-3345

Notice of Shared Revenue – 2025 Original Estimate

Notice Information

The Wisconsin Department of Revenue (DOR) is providing the **estimated** shared revenue amounts your local government will receive in 2025 under current state law for county and municipal aid, supplemental county and municipal aid, utility aid and the expenditure restraint incentive program. This does not include adjustments, shown on the July and November payment notices.

District	CITY OF MADISON	County	DANE	Co-muni code	13-251
-----------------	-----------------	---------------	------	---------------------	--------

Estimate Information

For an explanation of each aid payment listed below, review the additional information in this notice.

2025 Original Estimate	
1. County and municipal aid	\$5,319,966.40
2. Utility aid	\$1,502,080.01
3. Supplemental county and municipal aid	\$2,971,039.77
4. Expenditure restraint incentive program	\$6,904,079.72
5. Total Estimated 2025 Payments (sum of Lines 1-4)	\$16,697,165.90

Payment Information

Your local government will receive two distributions in 2025 :

- July 28, 2025: 15% of Line 1, 2, and 3 and 100% of Line 4 (*shown above*)
- November 17, 2025: balance of your 2025 aid payments

County and Municipal Aid

Under state law, the county and municipal aid paid to each county and municipality must be equal to the amount determined in 2012 (sec. 79.036, Wis. Stats.) and adjusted for fallen protective services insurance reimbursement (sec. 79.036(4), Wis. Stats.).

County and Municipal Aid Calculation	
1. Prior year county and municipal aid	\$5,200,733.88
2. Increase due to sales tax revenue, including adjustments (<i>district changes</i>)	\$119,616.88
3. Fallen protective services insurance adjustment	-\$384.36
4. Fallen protective services insurance reimbursement (<i>reported to DOR</i>)	\$0.00
5. Total County and Municipal Aid (sum of Lines 1-4)	\$5,319,966.40

Utility Aid

- Under state law, utility aid is distributed to each county and municipality where tax-exempt utility property is located (sec. 79.04, Wis. Stats.)
- Utility companies report utility property information to DOR annually
- DOR uses the provided information to accurately calculate utility aid (*shown below*)

Utility Aid Calculation	
1. Net book value, <i>as of December 31, 2024 (including expected additions/retirements)</i>	\$145,130,006.00
2. Total net book value payment	\$870,780.04
3. Minimum payment	\$0.00
4. Megawatt capacity	346.5
5. Megawatt capacity payment	\$461,999.97
6. Closed/decommissioned production plant (phased down) payment	\$0.00
7. Subtotal (<i>sum of Lines 2, 3, 5 and 6</i>)	\$1,332,780.01
8. Population cap	\$125,543,725.00
9. Adjusted subtotal (<i>lesser of Line 7 or Line 8</i>)	\$1,332,780.01
10. Adjacent site incentive payment	\$0.00
11. Baseload incentive payment	\$0.00
12. Co-generation incentive payment	\$157,300.00
13. Alternative energy incentive payment	\$12,000.00
14. Total incentive payments (<i>sum of Lines 10 through 13</i>)	\$169,300.00
15. Spent nuclear fuel payment	\$0.00
16. Total Utility Aid – this is the utility aid payment listed on the front of the estimate (<i>sum of Lines 9, 14 and 15</i>)	\$1,502,080.01

Supplemental County and Municipal Aid

- Under state law, supplemental county and municipal aid paid to each county and municipality is determined by 2023 Wisconsin Act 12 (sec. 79.037, Wis. Stats.)
- For detailed information, review [county and municipal aid spreadsheet](#)

Supplemental County and Municipal Aid Calculation	
1. Prior year supplemental county and municipal aid	\$2,904,242.20
2. Increase due to sales tax revenue including adjustments (<i>district changes</i>)	\$66,797.57
3. Total Supplemental County and Municipal Aid (<i>sum of Lines 1 and 2</i>)	\$2,971,039.77

Expenditure Restraint Incentive Program

- Only municipalities are eligible to receive Expenditure Restraint Incentive Program (ERIP) payments
- Under state law, in 2025, each municipality will receive a payment that is equal to the amount of the payment received by the municipality in 2024 (sec. 79.05(4), Wis. Stats., from 2023 WI Act 12 – notwithstanding subs. (2) and (3))

Contact Information

If you have questions, contact us at lgs@wisconsin.gov, (608) 266-8618 or (608) 261-5167.



State of Wisconsin • DEPARTMENT OF REVENUE

DIVISION OF STATE AND LOCAL FINANCE • BUREAU OF LOCAL GOVERNMENT SERVICES • 2135 RIMROCK RD MADISON, WI 53713

Mailing Address:
PO Box 8971 #6-97
Madison WI 53708-8971
Fax: (608) 264-6887
lgs@wisconsin.gov

September 13, 2024

LORIE BURNS
CITY OF MIDDLETON
7426 HUBBARD AVE
MIDDLETON WI 53562

Notice of Shared Revenue – 2025 Original Estimate

Notice Information

The Wisconsin Department of Revenue (DOR) is providing the **estimated** shared revenue amounts your local government will receive in 2025 under current state law for county and municipal aid, supplemental county and municipal aid, utility aid and the expenditure restraint incentive program. This does not include adjustments, shown on the July and November payment notices.

District	CITY OF MIDDLETON	County	DANE	Co-muni code	13-255
-----------------	-------------------	---------------	------	---------------------	--------

Estimate Information

For an explanation of each aid payment listed below, review the additional information in this notice.

2025 Original Estimate	
1. County and municipal aid	\$234,280.96
2. Utility aid	\$95,037.63
3. Supplemental county and municipal aid	\$554,412.59
4. Expenditure restraint incentive program	\$35,410.66
5. Total Estimated 2025 Payments (sum of Lines 1-4)	\$919,141.84

Payment Information

Your local government will receive two distributions in 2025 :

- July 28, 2025: 15% of Line 1, 2, and 3 and 100% of Line 4 (*shown above*)
- November 17, 2025: balance of your 2025 aid payments

County and Municipal Aid

Under state law, the county and municipal aid paid to each county and municipality must be equal to the amount determined in 2012 (sec. 79.036, Wis. Stats.) and adjusted for fallen protective services insurance reimbursement (sec. 79.036(4), Wis. Stats.).

County and Municipal Aid Calculation	
1. Prior year county and municipal aid	\$229,030.20
2. Increase due to sales tax revenue, including adjustments (<i>district changes</i>)	\$5,267.69
3. Fallen protective services insurance adjustment	-\$16.93
4. Fallen protective services insurance reimbursement (<i>reported to DOR</i>)	\$0.00
5. Total County and Municipal Aid (sum of Lines 1-4)	\$234,280.96

Utility Aid

- Under state law, utility aid is distributed to each county and municipality where tax-exempt utility property is located (sec. 79.04, Wis. Stats.)
- Utility companies report utility property information to DOR annually
- DOR uses the provided information to accurately calculate utility aid (*shown below*)

Utility Aid Calculation	
1. Net book value, <i>as of December 31, 2024 (including expected additions/retirements)</i>	\$12,367,383.00
2. Total net book value payment	\$74,204.30
3. Minimum payment	\$0.00
4. Megawatt capacity	10.0
5. Megawatt capacity payment	\$13,333.33
6. Closed/decommissioned production plant (phased down) payment	\$0.00
7. Subtotal (<i>sum of Lines 2, 3, 5 and 6</i>)	\$87,537.63
8. Population cap	\$10,371,275.00
9. Adjusted subtotal (<i>lesser of Line 7 or Line 8</i>)	\$87,537.63
10. Adjacent site incentive payment	\$0.00
11. Baseload incentive payment	\$0.00
12. Co-generation incentive payment	\$0.00
13. Alternative energy incentive payment	\$7,500.00
14. Total incentive payments (<i>sum of Lines 10 through 13</i>)	\$7,500.00
15. Spent nuclear fuel payment	\$0.00
16. Total Utility Aid – this is the utility aid payment listed on the front of the estimate (<i>sum of Lines 9, 14 and 15</i>)	\$95,037.63

Supplemental County and Municipal Aid

- Under state law, supplemental county and municipal aid paid to each county and municipality is determined by 2023 Wisconsin Act 12 (sec. 79.037, Wis. Stats.)
- For detailed information, review [county and municipal aid spreadsheet](#)

Supplemental County and Municipal Aid Calculation	
1. Prior year supplemental county and municipal aid	\$541,947.79
2. Increase due to sales tax revenue including adjustments (<i>district changes</i>)	\$12,464.80
3. Total Supplemental County and Municipal Aid (<i>sum of Lines 1 and 2</i>)	\$554,412.59

Expenditure Restraint Incentive Program

- Only municipalities are eligible to receive Expenditure Restraint Incentive Program (ERIP) payments
- Under state law, in 2025, each municipality will receive a payment that is equal to the amount of the payment received by the municipality in 2024 (sec. 79.05(4), Wis. Stats., from 2023 WI Act 12 – notwithstanding subs. (2) and (3))

Contact Information

If you have questions, contact us at lgs@wisconsin.gov, (608) 266-8618 or (608) 261-5167.



State of Wisconsin • DEPARTMENT OF REVENUE

DIVISION OF STATE AND LOCAL FINANCE • BUREAU OF LOCAL GOVERNMENT SERVICES • 2135 RIMROCK RD MADISON, WI 53713

Mailing Address:
PO Box 8971 #6-97
Madison WI 53708-8971
Fax: (608) 264-6887
lgs@wisconsin.gov

September 13, 2024

ALENE HOUSER
CITY OF MONONA
5211 SCHLUTER RD
MONONA WI 53716-2598

Notice of Shared Revenue – 2025 Original Estimate

Notice Information

The Wisconsin Department of Revenue (DOR) is providing the **estimated** shared revenue amounts your local government will receive in 2025 under current state law for county and municipal aid, supplemental county and municipal aid, utility aid and the expenditure restraint incentive program. This does not include adjustments, shown on the July and November payment notices.

District	CITY OF MONONA	County	DANE	Co-muni code	13-258
-----------------	----------------	---------------	------	---------------------	--------

Estimate Information

For an explanation of each aid payment listed below, review the additional information in this notice.

2025 Original Estimate	
1. County and municipal aid	\$129,488.53
2. Utility aid	\$11,053.49
3. Supplemental county and municipal aid	\$231,796.91
4. Expenditure restraint incentive program	\$144,596.64
5. Total Estimated 2025 Payments (sum of Lines 1-4)	\$516,935.57

Payment Information

Your local government will receive two distributions in 2025 :

- July 28, 2025: 15% of Line 1, 2, and 3 and 100% of Line 4 (*shown above*)
- November 17, 2025: balance of your 2025 aid payments

County and Municipal Aid

Under state law, the county and municipal aid paid to each county and municipality must be equal to the amount determined in 2012 (sec. 79.036, Wis. Stats.) and adjusted for fallen protective services insurance reimbursement (sec. 79.036(4), Wis. Stats.).

County and Municipal Aid Calculation	
1. Prior year county and municipal aid	\$126,586.40
2. Increase due to sales tax revenue, including adjustments (<i>district changes</i>)	\$2,911.49
3. Fallen protective services insurance adjustment	-\$9.36
4. Fallen protective services insurance reimbursement (<i>reported to DOR</i>)	\$0.00
5. Total County and Municipal Aid (sum of Lines 1-4)	\$129,488.53

Utility Aid

- Under state law, utility aid is distributed to each county and municipality where tax-exempt utility property is located (sec. 79.04, Wis. Stats.)
- Utility companies report utility property information to DOR annually
- DOR uses the provided information to accurately calculate utility aid (*shown below*)

Utility Aid Calculation	
1. Net book value, <i>as of December 31, 2024 (including expected additions/retirements)</i>	\$1,397,803.00
2. Total net book value payment	\$8,386.82
3. Minimum payment	\$0.00
4. Megawatt capacity	2.0
5. Megawatt capacity payment	\$2,666.67
6. Closed/decommissioned production plant (phased down) payment	\$0.00
7. Subtotal (<i>sum of Lines 2, 3, 5 and 6</i>)	\$11,053.49
8. Population cap	\$3,762,100.00
9. Adjusted subtotal (<i>lesser of Line 7 or Line 8</i>)	\$11,053.49
10. Adjacent site incentive payment	\$0.00
11. Baseload incentive payment	\$0.00
12. Co-generation incentive payment	\$0.00
13. Alternative energy incentive payment	\$0.00
14. Total incentive payments (<i>sum of Lines 10 through 13</i>)	\$0.00
15. Spent nuclear fuel payment	\$0.00
16. Total Utility Aid – this is the utility aid payment listed on the front of the estimate (<i>sum of Lines 9, 14 and 15</i>)	\$11,053.49

Supplemental County and Municipal Aid

- Under state law, supplemental county and municipal aid paid to each county and municipality is determined by 2023 Wisconsin Act 12 (sec. 79.037, Wis. Stats.)
- For detailed information, review [county and municipal aid spreadsheet](#)

Supplemental County and Municipal Aid Calculation	
1. Prior year supplemental county and municipal aid	\$226,585.44
2. Increase due to sales tax revenue including adjustments (<i>district changes</i>)	\$5,211.47
3. Total Supplemental County and Municipal Aid (<i>sum of Lines 1 and 2</i>)	\$231,796.91

Expenditure Restraint Incentive Program

- Only municipalities are eligible to receive Expenditure Restraint Incentive Program (ERIP) payments
- Under state law, in 2025, each municipality will receive a payment that is equal to the amount of the payment received by the municipality in 2024 (sec. 79.05(4), Wis. Stats., from 2023 WI Act 12 – notwithstanding subs. (2) and (3))

Contact Information

If you have questions, contact us at lgs@wisconsin.gov, (608) 266-8618 or (608) 261-5167.



State of Wisconsin • DEPARTMENT OF REVENUE

DIVISION OF STATE AND LOCAL FINANCE • BUREAU OF LOCAL GOVERNMENT SERVICES • 2135 RIMROCK RD MADISON, WI 53713

Mailing Address:
PO Box 8971 #6-97
Madison WI 53708-8971
Fax: (608) 264-6887
lgs@wisconsin.gov

September 13, 2024

CANDEE CHRISTEN
CITY OF STOUGHTON
207 SOUTH FORREST ST
STOUGHTON WI 53589-1724

Notice of Shared Revenue – 2025 Original Estimate

Notice Information

The Wisconsin Department of Revenue (DOR) is providing the **estimated** shared revenue amounts your local government will receive in 2025 under current state law for county and municipal aid, supplemental county and municipal aid, utility aid and the expenditure restraint incentive program. This does not include adjustments, shown on the July and November payment notices.

District	CITY OF STOUGHTON	County	DANE	Co-muni code	13-281
-----------------	-------------------	---------------	------	---------------------	--------

Estimate Information

For an explanation of each aid payment listed below, review the additional information in this notice.

2025 Original Estimate	
1. County and municipal aid	\$552,314.84
2. Utility aid	\$38,329.03
3. Supplemental county and municipal aid	\$331,272.82
4. Expenditure restraint incentive program	\$229,580.50
5. Total Estimated 2025 Payments (sum of Lines 1-4)	\$1,151,497.19

Payment Information

Your local government will receive two distributions in 2025 :

- July 28, 2025: 15% of Line 1, 2, and 3 and 100% of Line 4 (*shown above*)
- November 17, 2025: balance of your 2025 aid payments

County and Municipal Aid

Under state law, the county and municipal aid paid to each county and municipality must be equal to the amount determined in 2012 (sec. 79.036, Wis. Stats.) and adjusted for fallen protective services insurance reimbursement (sec. 79.036(4), Wis. Stats.).

County and Municipal Aid Calculation	
1. Prior year county and municipal aid	\$539,936.21
2. Increase due to sales tax revenue, including adjustments (<i>district changes</i>)	\$12,418.53
3. Fallen protective services insurance adjustment	-\$39.90
4. Fallen protective services insurance reimbursement (<i>reported to DOR</i>)	\$0.00
5. Total County and Municipal Aid (sum of Lines 1-4)	\$552,314.84

Utility Aid

- Under state law, utility aid is distributed to each county and municipality where tax-exempt utility property is located (sec. 79.04, Wis. Stats.)
- Utility companies report utility property information to DOR annually
- DOR uses the provided information to accurately calculate utility aid (*shown below*)

Utility Aid Calculation	
1. Net book value, <i>as of December 31, 2024 (including expected additions/retirements)</i>	\$6,388,172.00
2. Total net book value payment	\$38,329.03
3. Minimum payment	\$0.00
4. Megawatt capacity	0.0
5. Megawatt capacity payment	\$0.00
6. Closed/decommissioned production plant (phased down) payment	\$0.00
7. Subtotal (<i>sum of Lines 2, 3, 5 and 6</i>)	\$38,329.03
8. Population cap	\$5,588,325.00
9. Adjusted subtotal (<i>lesser of Line 7 or Line 8</i>)	\$38,329.03
10. Adjacent site incentive payment	\$0.00
11. Baseload incentive payment	\$0.00
12. Co-generation incentive payment	\$0.00
13. Alternative energy incentive payment	\$0.00
14. Total incentive payments (<i>sum of Lines 10 through 13</i>)	\$0.00
15. Spent nuclear fuel payment	\$0.00
16. Total Utility Aid – this is the utility aid payment listed on the front of the estimate (<i>sum of Lines 9, 14 and 15</i>)	\$38,329.03

Supplemental County and Municipal Aid

- Under state law, supplemental county and municipal aid paid to each county and municipality is determined by 2023 Wisconsin Act 12 (sec. 79.037, Wis. Stats.)
- For detailed information, review [county and municipal aid spreadsheet](#)

Supplemental County and Municipal Aid Calculation	
1. Prior year supplemental county and municipal aid	\$323,824.85
2. Increase due to sales tax revenue including adjustments (<i>district changes</i>)	\$7,447.97
3. Total Supplemental County and Municipal Aid (<i>sum of Lines 1 and 2</i>)	\$331,272.82

Expenditure Restraint Incentive Program

- Only municipalities are eligible to receive Expenditure Restraint Incentive Program (ERIP) payments
- Under state law, in 2025, each municipality will receive a payment that is equal to the amount of the payment received by the municipality in 2024 (sec. 79.05(4), Wis. Stats., from 2023 WI Act 12 – notwithstanding subs. (2) and (3))

Contact Information

If you have questions, contact us at lgs@wisconsin.gov, (608) 266-8618 or (608) 261-5167.



State of Wisconsin • DEPARTMENT OF REVENUE

DIVISION OF STATE AND LOCAL FINANCE • BUREAU OF LOCAL GOVERNMENT SERVICES • 2135 RIMROCK RD MADISON, WI 53713

Mailing Address:
PO Box 8971 #6-97
Madison WI 53708-8971
Fax: (608) 264-6887
lgs@wisconsin.gov

September 13, 2024

ELENA HILBY
CITY OF SUN PRAIRIE
300 E MAIN ST
SUN PRAIRIE WI 53590-2227

Notice of Shared Revenue – 2025 Original Estimate

Notice Information

The Wisconsin Department of Revenue (DOR) is providing the **estimated** shared revenue amounts your local government will receive in 2025 under current state law for county and municipal aid, supplemental county and municipal aid, utility aid and the expenditure restraint incentive program. This does not include adjustments, shown on the July and November payment notices.

District	CITY OF SUN PRAIRIE	County	DANE	Co-muni code	13-282
-----------------	---------------------	---------------	------	---------------------	--------

Estimate Information

For an explanation of each aid payment listed below, review the additional information in this notice.

2025 Original Estimate	
1. County and municipal aid	\$632,869.25
2. Utility aid	\$67,198.70
3. Supplemental county and municipal aid	\$910,672.07
4. Expenditure restraint incentive program	\$457,260.71
5. Total Estimated 2025 Payments (sum of Lines 1-4)	\$2,068,000.73

Payment Information

Your local government will receive two distributions in 2025 :

- July 28, 2025: 15% of Line 1, 2, and 3 and 100% of Line 4 (*shown above*)
- November 17, 2025: balance of your 2025 aid payments

County and Municipal Aid

Under state law, the county and municipal aid paid to each county and municipality must be equal to the amount determined in 2012 (sec. 79.036, Wis. Stats.) and adjusted for fallen protective services insurance reimbursement (sec. 79.036(4), Wis. Stats.).

County and Municipal Aid Calculation	
1. Prior year county and municipal aid	\$618,685.21
2. Increase due to sales tax revenue, including adjustments (<i>district changes</i>)	\$14,229.76
3. Fallen protective services insurance adjustment	-\$45.72
4. Fallen protective services insurance reimbursement (<i>reported to DOR</i>)	\$0.00
5. Total County and Municipal Aid (sum of Lines 1-4)	\$632,869.25

Utility Aid

- Under state law, utility aid is distributed to each county and municipality where tax-exempt utility property is located (sec. 79.04, Wis. Stats.)
- Utility companies report utility property information to DOR annually
- DOR uses the provided information to accurately calculate utility aid (*shown below*)

Utility Aid Calculation	
1. Net book value, <i>as of December 31, 2024 (including expected additions/retirements)</i>	\$11,199,784.00
2. Total net book value payment	\$67,198.70
3. Minimum payment	\$0.00
4. Megawatt capacity	0.0
5. Megawatt capacity payment	\$0.00
6. Closed/decommissioned production plant (phased down) payment	\$0.00
7. Subtotal (<i>sum of Lines 2, 3, 5 and 6</i>)	\$67,198.70
8. Population cap	\$17,201,025.00
9. Adjusted subtotal (<i>lesser of Line 7 or Line 8</i>)	\$67,198.70
10. Adjacent site incentive payment	\$0.00
11. Baseload incentive payment	\$0.00
12. Co-generation incentive payment	\$0.00
13. Alternative energy incentive payment	\$0.00
14. Total incentive payments (<i>sum of Lines 10 through 13</i>)	\$0.00
15. Spent nuclear fuel payment	\$0.00
16. Total Utility Aid – this is the utility aid payment listed on the front of the estimate (<i>sum of Lines 9, 14 and 15</i>)	\$67,198.70

Supplemental County and Municipal Aid

- Under state law, supplemental county and municipal aid paid to each county and municipality is determined by 2023 Wisconsin Act 12 (sec. 79.037, Wis. Stats.)
- For detailed information, review [county and municipal aid spreadsheet](#)

Supplemental County and Municipal Aid Calculation	
1. Prior year supplemental county and municipal aid	\$890,197.53
2. Increase due to sales tax revenue including adjustments (<i>district changes</i>)	\$20,474.54
3. Total Supplemental County and Municipal Aid (<i>sum of Lines 1 and 2</i>)	\$910,672.07

Expenditure Restraint Incentive Program

- Only municipalities are eligible to receive Expenditure Restraint Incentive Program (ERIP) payments
- Under state law, in 2025, each municipality will receive a payment that is equal to the amount of the payment received by the municipality in 2024 (sec. 79.05(4), Wis. Stats., from 2023 WI Act 12 – notwithstanding subs. (2) and (3))

Contact Information

If you have questions, contact us at lgs@wisconsin.gov, (608) 266-8618 or (608) 261-5167.



State of Wisconsin • DEPARTMENT OF REVENUE

DIVISION OF STATE AND LOCAL FINANCE • BUREAU OF LOCAL GOVERNMENT SERVICES • 2135 RIMROCK RD MADISON, WI 53713

Mailing Address:
PO Box 8971 #6-97
Madison WI 53708-8971
Fax: (608) 264-6887
lgs@wisconsin.gov

September 13, 2024

HOLLY LIGHT
CITY OF VERONA
111 LINCOLN ST
VERONA WI 53593

Notice of Shared Revenue – 2025 Original Estimate

Notice Information

The Wisconsin Department of Revenue (DOR) is providing the **estimated** shared revenue amounts your local government will receive in 2025 under current state law for county and municipal aid, supplemental county and municipal aid, utility aid and the expenditure restraint incentive program. This does not include adjustments, shown on the July and November payment notices.

District	CITY OF VERONA	County	DANE	Co-muni code	13-286
-----------------	----------------	---------------	------	---------------------	--------

Estimate Information

For an explanation of each aid payment listed below, review the additional information in this notice.

2025 Original Estimate	
1. County and municipal aid	\$127,462.21
2. Utility aid	\$35,017.11
3. Supplemental county and municipal aid	\$369,766.62
4. Expenditure restraint incentive program	\$0.00
5. Total Estimated 2025 Payments (sum of Lines 1-4)	\$532,245.94

Payment Information

Your local government will receive two distributions in 2025 :

- July 28, 2025: 15% of Line 1, 2, and 3 and 100% of Line 4 (*shown above*)
- November 17, 2025: balance of your 2025 aid payments

County and Municipal Aid

Under state law, the county and municipal aid paid to each county and municipality must be equal to the amount determined in 2012 (sec. 79.036, Wis. Stats.) and adjusted for fallen protective services insurance reimbursement (sec. 79.036(4), Wis. Stats.).

County and Municipal Aid Calculation	
1. Prior year county and municipal aid	\$124,605.49
2. Increase due to sales tax revenue, including adjustments (<i>district changes</i>)	\$2,865.93
3. Fallen protective services insurance adjustment	-\$9.21
4. Fallen protective services insurance reimbursement (<i>reported to DOR</i>)	\$0.00
5. Total County and Municipal Aid (sum of Lines 1-4)	\$127,462.21

Utility Aid

- Under state law, utility aid is distributed to each county and municipality where tax-exempt utility property is located (sec. 79.04, Wis. Stats.)
- Utility companies report utility property information to DOR annually
- DOR uses the provided information to accurately calculate utility aid (*shown below*)

Utility Aid Calculation	
1. Net book value, <i>as of December 31, 2024 (including expected additions/retirements)</i>	\$5,836,185.00
2. Total net book value payment	\$35,017.11
3. Minimum payment	\$0.00
4. Megawatt capacity	0.0
5. Megawatt capacity payment	\$0.00
6. Closed/decommissioned production plant (phased down) payment	\$0.00
7. Subtotal (<i>sum of Lines 2, 3, 5 and 6</i>)	\$35,017.11
8. Population cap	\$7,225,000.00
9. Adjusted subtotal (<i>lesser of Line 7 or Line 8</i>)	\$35,017.11
10. Adjacent site incentive payment	\$0.00
11. Baseload incentive payment	\$0.00
12. Co-generation incentive payment	\$0.00
13. Alternative energy incentive payment	\$0.00
14. Total incentive payments (<i>sum of Lines 10 through 13</i>)	\$0.00
15. Spent nuclear fuel payment	\$0.00
16. Total Utility Aid – this is the utility aid payment listed on the front of the estimate (<i>sum of Lines 9, 14 and 15</i>)	\$35,017.11

Supplemental County and Municipal Aid

- Under state law, supplemental county and municipal aid paid to each county and municipality is determined by 2023 Wisconsin Act 12 (sec. 79.037, Wis. Stats.)
- For detailed information, review [county and municipal aid spreadsheet](#)

Supplemental County and Municipal Aid Calculation	
1. Prior year supplemental county and municipal aid	\$361,453.20
2. Increase due to sales tax revenue including adjustments (<i>district changes</i>)	\$8,313.42
3. Total Supplemental County and Municipal Aid (<i>sum of Lines 1 and 2</i>)	\$369,766.62

Expenditure Restraint Incentive Program

- Only municipalities are eligible to receive Expenditure Restraint Incentive Program (ERIP) payments
- Under state law, in 2025, each municipality will receive a payment that is equal to the amount of the payment received by the municipality in 2024 (sec. 79.05(4), Wis. Stats., from 2023 WI Act 12 – notwithstanding subs. (2) and (3))

Contact Information

If you have questions, contact us at lgs@wisconsin.gov, (608) 266-8618 or (608) 261-5167.



State of Wisconsin • DEPARTMENT OF REVENUE

DIVISION OF STATE AND LOCAL FINANCE • BUREAU OF LOCAL GOVERNMENT SERVICES • 2135 RIMROCK RD MADISON, WI 53713

Mailing Address:
PO Box 8971 #6-97
Madison WI 53708-8971
Fax: (608) 264-6887
lgs@wisconsin.gov

September 13, 2024

SCOTT MCDONELL
COUNTY OF DANE
210 MARTIN LUTHER KING BLVD106
MADISON WI 53703

Notice of Shared Revenue – 2025 Original Estimate

Notice Information

The Wisconsin Department of Revenue (DOR) is providing the **estimated** shared revenue amounts your local government will receive in 2025 under current state law for county and municipal aid, supplemental county and municipal aid, utility aid and the expenditure restraint incentive program. This does not include adjustments, shown on the July and November payment notices.

District	COUNTY OF DANE	County	DANE	Co-muni code	13-999
-----------------	----------------	---------------	------	---------------------	--------

Estimate Information

For an explanation of each aid payment listed below, review the additional information in this notice.

2025 Original Estimate	
1. County and municipal aid	\$1,613,173.19
2. Utility aid	\$3,091,066.52
3. Supplemental county and municipal aid	\$4,383,579.91
4. Expenditure restraint incentive program	\$0.00
5. Total Estimated 2025 Payments (sum of Lines 1-4)	\$9,087,819.62

Payment Information

Your local government will receive two distributions in 2025 :

- July 28, 2025: 15% of Line 1, 2, and 3 and 100% of Line 4 (*shown above*)
- November 17, 2025: balance of your 2025 aid payments

County and Municipal Aid

Under state law, the county and municipal aid paid to each county and municipality must be equal to the amount determined in 2012 (sec. 79.036, Wis. Stats.) and adjusted for fallen protective services insurance reimbursement (sec. 79.036(4), Wis. Stats.).

County and Municipal Aid Calculation	
1. Prior year county and municipal aid	\$1,577,018.32
2. Increase due to sales tax revenue, including adjustments (<i>district changes</i>)	\$36,271.42
3. Fallen protective services insurance adjustment	-\$116.55
4. Fallen protective services insurance reimbursement (<i>reported to DOR</i>)	\$0.00
5. Total County and Municipal Aid (sum of Lines 1-4)	\$1,613,173.19

Utility Aid

- Under state law, utility aid is distributed to each county and municipality where tax-exempt utility property is located (sec. 79.04, Wis. Stats.)
- Utility companies report utility property information to DOR annually
- DOR uses the provided information to accurately calculate utility aid (*shown below*)

Utility Aid Calculation	
1. Net book value, <i>as of December 31, 2024 (including expected additions/retirements)</i>	\$422,255,119.00
2. Total net book value payment	\$1,813,399.86
3. Minimum payment	\$0.00
4. Megawatt capacity	1,007.3
5. Megawatt capacity payment	\$1,052,866.66
6. Closed/decommissioned production plant (phased down) payment	\$0.00
7. Subtotal (<i>sum of Lines 2, 3, 5 and 6</i>)	\$2,866,266.52
8. Population cap	\$76,188,375.00
9. Adjusted subtotal (<i>lesser of Line 7 or Line 8</i>)	\$2,866,266.52
10. Adjacent site incentive payment	\$0.00
11. Baseload incentive payment	\$0.00
12. Co-generation incentive payment	\$157,300.00
13. Alternative energy incentive payment	\$67,500.00
14. Total incentive payments (<i>sum of Lines 10 through 13</i>)	\$224,800.00
15. Spent nuclear fuel payment	\$0.00
16. Total Utility Aid – this is the utility aid payment listed on the front of the estimate (<i>sum of Lines 9, 14 and 15</i>)	\$3,091,066.52

Supplemental County and Municipal Aid

- Under state law, supplemental county and municipal aid paid to each county and municipality is determined by 2023 Wisconsin Act 12 (sec. 79.037, Wis. Stats.)
- For detailed information, review [county and municipal aid spreadsheet](#)

Supplemental County and Municipal Aid Calculation	
1. Prior year supplemental county and municipal aid	\$4,285,024.35
2. Increase due to sales tax revenue including adjustments (<i>district changes</i>)	\$98,555.56
3. Total Supplemental County and Municipal Aid (<i>sum of Lines 1 and 2</i>)	\$4,383,579.91

Expenditure Restraint Incentive Program

- Only municipalities are eligible to receive Expenditure Restraint Incentive Program (ERIP) payments
- Under state law, in 2025, each municipality will receive a payment that is equal to the amount of the payment received by the municipality in 2024 (sec. 79.05(4), Wis. Stats., from 2023 WI Act 12 – notwithstanding subs. (2) and (3))

Contact Information

If you have questions, contact us at lgs@wisconsin.gov, (608) 266-8618 or (608) 261-5167.



State of Wisconsin • DEPARTMENT OF REVENUE

DIVISION OF STATE AND LOCAL FINANCE • BUREAU OF LOCAL GOVERNMENT SERVICES • 2135 RIMROCK RD MADISON, WI 53713

Mailing Address:
PO Box 8971 #6-97
Madison WI 53708-8971
Fax: (608) 264-6887
lgs@wisconsin.gov

September 13, 2024

MICHELLE LIESENER
TOWN OF ASHIPUN
PO BOX 206
ASHIPPUN WI 53003-0206

Notice of Shared Revenue – 2025 Original Estimate

Notice Information

The Wisconsin Department of Revenue (DOR) is providing the **estimated** shared revenue amounts your local government will receive in 2025 under current state law for county and municipal aid, supplemental county and municipal aid, utility aid and the expenditure restraint incentive program. This does not include adjustments, shown on the July and November payment notices.

District	TOWN OF ASHIPUN	County	DODGE	Co-muni code	14-002
-----------------	-----------------	---------------	-------	---------------------	--------

Estimate Information

For an explanation of each aid payment listed below, review the additional information in this notice.

2025 Original Estimate	
1. County and municipal aid	\$38,544.44
2. Utility aid	\$843.88
3. Supplemental county and municipal aid	\$76,656.47
4. Expenditure restraint incentive program	\$0.00
5. Total Estimated 2025 Payments (sum of Lines 1-4)	\$116,044.79

Payment Information

Your local government will receive two distributions in 2025 :

- July 28, 2025: 15% of Line 1, 2, and 3 and 100% of Line 4 (*shown above*)
- November 17, 2025: balance of your 2025 aid payments

County and Municipal Aid

Under state law, the county and municipal aid paid to each county and municipality must be equal to the amount determined in 2012 (sec. 79.036, Wis. Stats.) and adjusted for fallen protective services insurance reimbursement (sec. 79.036(4), Wis. Stats.).

County and Municipal Aid Calculation	
1. Prior year county and municipal aid	\$37,680.57
2. Increase due to sales tax revenue, including adjustments (<i>district changes</i>)	\$866.65
3. Fallen protective services insurance adjustment	-\$2.78
4. Fallen protective services insurance reimbursement (<i>reported to DOR</i>)	\$0.00
5. Total County and Municipal Aid (sum of Lines 1-4)	\$38,544.44

Utility Aid

- Under state law, utility aid is distributed to each county and municipality where tax-exempt utility property is located (sec. 79.04, Wis. Stats.)
- Utility companies report utility property information to DOR annually
- DOR uses the provided information to accurately calculate utility aid (*shown below*)

Utility Aid Calculation	
1. Net book value, <i>as of December 31, 2024 (including expected additions/retirements)</i>	\$281,294.00
2. Total net book value payment	\$843.88
3. Minimum payment	\$0.00
4. Megawatt capacity	0.0
5. Megawatt capacity payment	\$0.00
6. Closed/decommissioned production plant (phased down) payment	\$0.00
7. Subtotal (<i>sum of Lines 2, 3, 5 and 6</i>)	\$843.88
8. Population cap	\$1,141,975.00
9. Adjusted subtotal (<i>lesser of Line 7 or Line 8</i>)	\$843.88
10. Adjacent site incentive payment	\$0.00
11. Baseload incentive payment	\$0.00
12. Co-generation incentive payment	\$0.00
13. Alternative energy incentive payment	\$0.00
14. Total incentive payments (<i>sum of Lines 10 through 13</i>)	\$0.00
15. Spent nuclear fuel payment	\$0.00
16. Total Utility Aid – this is the utility aid payment listed on the front of the estimate (<i>sum of Lines 9, 14 and 15</i>)	\$843.88

Supplemental County and Municipal Aid

- Under state law, supplemental county and municipal aid paid to each county and municipality is determined by 2023 Wisconsin Act 12 (sec. 79.037, Wis. Stats.)
- For detailed information, review [county and municipal aid spreadsheet](#)

Supplemental County and Municipal Aid Calculation	
1. Prior year supplemental county and municipal aid	\$74,933.01
2. Increase due to sales tax revenue including adjustments (<i>district changes</i>)	\$1,723.46
3. Total Supplemental County and Municipal Aid (<i>sum of Lines 1 and 2</i>)	\$76,656.47

Expenditure Restraint Incentive Program

- Only municipalities are eligible to receive Expenditure Restraint Incentive Program (ERIP) payments
- Under state law, in 2025, each municipality will receive a payment that is equal to the amount of the payment received by the municipality in 2024 (sec. 79.05(4), Wis. Stats., from 2023 WI Act 12 – notwithstanding subs. (2) and (3))

Contact Information

If you have questions, contact us at lgs@wisconsin.gov, (608) 266-8618 or (608) 261-5167.



State of Wisconsin • DEPARTMENT OF REVENUE

DIVISION OF STATE AND LOCAL FINANCE • BUREAU OF LOCAL GOVERNMENT SERVICES • 2135 RIMROCK RD MADISON, WI 53713

Mailing Address:
PO Box 8971 #6-97
Madison WI 53708-8971
Fax: (608) 264-6887
lgs@wisconsin.gov

September 13, 2024

AIMEE MALLON
TOWN OF BEAVER DAM
W8540 COUNTY RD W
BEAVER DAM WI 53916

Notice of Shared Revenue – 2025 Original Estimate

Notice Information

The Wisconsin Department of Revenue (DOR) is providing the **estimated** shared revenue amounts your local government will receive in 2025 under current state law for county and municipal aid, supplemental county and municipal aid, utility aid and the expenditure restraint incentive program. This does not include adjustments, shown on the July and November payment notices.

District	TOWN OF BEAVER DAM	County	DODGE	Co-muni code	14-004
-----------------	--------------------	---------------	-------	---------------------	--------

Estimate Information

For an explanation of each aid payment listed below, review the additional information in this notice.

2025 Original Estimate	
1. County and municipal aid	\$58,837.63
2. Utility aid	\$125,613.62
3. Supplemental county and municipal aid	\$100,497.39
4. Expenditure restraint incentive program	\$0.00
5. Total Estimated 2025 Payments (sum of Lines 1-4)	\$284,948.64

Payment Information

Your local government will receive two distributions in 2025 :

- July 28, 2025: 15% of Line 1, 2, and 3 and 100% of Line 4 (*shown above*)
- November 17, 2025: balance of your 2025 aid payments

County and Municipal Aid

Under state law, the county and municipal aid paid to each county and municipality must be equal to the amount determined in 2012 (sec. 79.036, Wis. Stats.) and adjusted for fallen protective services insurance reimbursement (sec. 79.036(4), Wis. Stats.).

County and Municipal Aid Calculation	
1. Prior year county and municipal aid	\$57,518.94
2. Increase due to sales tax revenue, including adjustments (<i>district changes</i>)	\$1,322.94
3. Fallen protective services insurance adjustment	-\$4.25
4. Fallen protective services insurance reimbursement (<i>reported to DOR</i>)	\$0.00
5. Total County and Municipal Aid (sum of Lines 1-4)	\$58,837.63

Utility Aid

- Under state law, utility aid is distributed to each county and municipality where tax-exempt utility property is located (sec. 79.04, Wis. Stats.)
- Utility companies report utility property information to DOR annually
- DOR uses the provided information to accurately calculate utility aid (*shown below*)

Utility Aid Calculation	
1. Net book value, as of December 31, 2024 (including expected additions/retirements)	\$5,760,094.00
2. Total net book value payment	\$17,280.28
3. Minimum payment	\$0.00
4. Megawatt capacity	50.0
5. Megawatt capacity payment	\$33,333.34
6. Closed/decommissioned production plant (phased down) payment	\$0.00
7. Subtotal (sum of Lines 2, 3, 5 and 6)	\$50,613.62
8. Population cap	\$1,717,425.00
9. Adjusted subtotal (lesser of Line 7 or Line 8)	\$50,613.62
10. Adjacent site incentive payment	\$0.00
11. Baseload incentive payment	\$0.00
12. Co-generation incentive payment	\$0.00
13. Alternative energy incentive payment	\$75,000.00
14. Total incentive payments (sum of Lines 10 through 13)	\$75,000.00
15. Spent nuclear fuel payment	\$0.00
16. Total Utility Aid – this is the utility aid payment listed on the front of the estimate (sum of Lines 9, 14 and 15)	\$125,613.62

Supplemental County and Municipal Aid

- Under state law, supplemental county and municipal aid paid to each county and municipality is determined by 2023 Wisconsin Act 12 (sec. 79.037, Wis. Stats.)
- For detailed information, review [county and municipal aid spreadsheet](#)

Supplemental County and Municipal Aid Calculation	
1. Prior year supplemental county and municipal aid	\$98,237.92
2. Increase due to sales tax revenue including adjustments (<i>district changes</i>)	\$2,259.47
3. Total Supplemental County and Municipal Aid (sum of Lines 1 and 2)	\$100,497.39

Expenditure Restraint Incentive Program

- Only municipalities are eligible to receive Expenditure Restraint Incentive Program (ERIP) payments
- Under state law, in 2025, each municipality will receive a payment that is equal to the amount of the payment received by the municipality in 2024 (sec. 79.05(4), Wis. Stats., from 2023 WI Act 12 – notwithstanding subs. (2) and (3))

Contact Information

If you have questions, contact us at lgs@wisconsin.gov, (608) 266-8618 or (608) 261-5167.



State of Wisconsin • DEPARTMENT OF REVENUE

DIVISION OF STATE AND LOCAL FINANCE • BUREAU OF LOCAL GOVERNMENT SERVICES • 2135 RIMROCK RD MADISON, WI 53713

Mailing Address:
PO Box 8971 #6-97
Madison WI 53708-8971
Fax: (608) 264-6887
lgs@wisconsin.gov

September 13, 2024

CHRIS MERKES
TOWN OF BURNETT
W6273 PARK DRIVE
BURNETT WI 53922

Notice of Shared Revenue – 2025 Original Estimate

Notice Information

The Wisconsin Department of Revenue (DOR) is providing the **estimated** shared revenue amounts your local government will receive in 2025 under current state law for county and municipal aid, supplemental county and municipal aid, utility aid and the expenditure restraint incentive program. This does not include adjustments, shown on the July and November payment notices.

District	TOWN OF BURNETT	County	DODGE	Co-muni code	14-006
-----------------	-----------------	---------------	-------	---------------------	--------

Estimate Information

For an explanation of each aid payment listed below, review the additional information in this notice.

2025 Original Estimate	
1. County and municipal aid	\$25,203.02
2. Utility aid	\$0.00
3. Supplemental county and municipal aid	\$44,923.97
4. Expenditure restraint incentive program	\$0.00
5. Total Estimated 2025 Payments (sum of Lines 1-4)	\$70,126.99

Payment Information

Your local government will receive two distributions in 2025 :

- July 28, 2025: 15% of Line 1, 2, and 3 and 100% of Line 4 (*shown above*)
- November 17, 2025: balance of your 2025 aid payments

County and Municipal Aid

Under state law, the county and municipal aid paid to each county and municipality must be equal to the amount determined in 2012 (sec. 79.036, Wis. Stats.) and adjusted for fallen protective services insurance reimbursement (sec. 79.036(4), Wis. Stats.).

County and Municipal Aid Calculation	
1. Prior year county and municipal aid	\$24,638.16
2. Increase due to sales tax revenue, including adjustments (<i>district changes</i>)	\$566.68
3. Fallen protective services insurance adjustment	-\$1.82
4. Fallen protective services insurance reimbursement (<i>reported to DOR</i>)	\$0.00
5. Total County and Municipal Aid (sum of Lines 1-4)	\$25,203.02

Utility Aid

- Under state law, utility aid is distributed to each county and municipality where tax-exempt utility property is located (sec. 79.04, Wis. Stats.)
- Utility companies report utility property information to DOR annually
- DOR uses the provided information to accurately calculate utility aid (*shown below*)

Utility Aid Calculation	
1. Net book value, <i>as of December 31, 2024 (including expected additions/retirements)</i>	\$0.00
2. Total net book value payment	\$0.00
3. Minimum payment	\$0.00
4. Megawatt capacity	0.0
5. Megawatt capacity payment	\$0.00
6. Closed/decommissioned production plant (phased down) payment	\$0.00
7. Subtotal (<i>sum of Lines 2, 3, 5 and 6</i>)	\$0.00
8. Population cap	\$345,100.00
9. Adjusted subtotal (<i>lesser of Line 7 or Line 8</i>)	\$0.00
10. Adjacent site incentive payment	\$0.00
11. Baseload incentive payment	\$0.00
12. Co-generation incentive payment	\$0.00
13. Alternative energy incentive payment	\$0.00
14. Total incentive payments (<i>sum of Lines 10 through 13</i>)	\$0.00
15. Spent nuclear fuel payment	\$0.00
16. Total Utility Aid – this is the utility aid payment listed on the front of the estimate (<i>sum of Lines 9, 14 and 15</i>)	\$0.00

Supplemental County and Municipal Aid

- Under state law, supplemental county and municipal aid paid to each county and municipality is determined by 2023 Wisconsin Act 12 (sec. 79.037, Wis. Stats.)
- For detailed information, review [county and municipal aid spreadsheet](#)

Supplemental County and Municipal Aid Calculation	
1. Prior year supplemental county and municipal aid	\$43,913.95
2. Increase due to sales tax revenue including adjustments (<i>district changes</i>)	\$1,010.02
3. Total Supplemental County and Municipal Aid (<i>sum of Lines 1 and 2</i>)	\$44,923.97

Expenditure Restraint Incentive Program

- Only municipalities are eligible to receive Expenditure Restraint Incentive Program (ERIP) payments
- Under state law, in 2025, each municipality will receive a payment that is equal to the amount of the payment received by the municipality in 2024 (sec. 79.05(4), Wis. Stats., from 2023 WI Act 12 – notwithstanding subs. (2) and (3))

Contact Information

If you have questions, contact us at lgs@wisconsin.gov, (608) 266-8618 or (608) 261-5167.



State of Wisconsin • DEPARTMENT OF REVENUE

DIVISION OF STATE AND LOCAL FINANCE • BUREAU OF LOCAL GOVERNMENT SERVICES • 2135 RIMROCK RD MADISON, WI 53713

Mailing Address:
PO Box 8971 #6-97
Madison WI 53708-8971
Fax: (608) 264-6887
lgs@wisconsin.gov

September 13, 2024

MARJORIE BEILKE
TOWN OF CALAMUS
W10897 VAN BUREN RD
COLUMBUS WI 53925-8989

Notice of Shared Revenue – 2025 Original Estimate

Notice Information

The Wisconsin Department of Revenue (DOR) is providing the **estimated** shared revenue amounts your local government will receive in 2025 under current state law for county and municipal aid, supplemental county and municipal aid, utility aid and the expenditure restraint incentive program. This does not include adjustments, shown on the July and November payment notices.

District	TOWN OF CALAMUS	County	DODGE	Co-muni code	14-008
-----------------	-----------------	---------------	-------	---------------------	--------

Estimate Information

For an explanation of each aid payment listed below, review the additional information in this notice.

2025 Original Estimate	
1. County and municipal aid	\$31,078.75
2. Utility aid	\$1,825.42
3. Supplemental county and municipal aid	\$48,669.11
4. Expenditure restraint incentive program	\$0.00
5. Total Estimated 2025 Payments (sum of Lines 1-4)	\$81,573.28

Payment Information

Your local government will receive two distributions in 2025 :

- July 28, 2025: 15% of Line 1, 2, and 3 and 100% of Line 4 (*shown above*)
- November 17, 2025: balance of your 2025 aid payments

County and Municipal Aid

Under state law, the county and municipal aid paid to each county and municipality must be equal to the amount determined in 2012 (sec. 79.036, Wis. Stats.) and adjusted for fallen protective services insurance reimbursement (sec. 79.036(4), Wis. Stats.).

County and Municipal Aid Calculation	
1. Prior year county and municipal aid	\$30,382.21
2. Increase due to sales tax revenue, including adjustments (<i>district changes</i>)	\$698.79
3. Fallen protective services insurance adjustment	-\$2.25
4. Fallen protective services insurance reimbursement (<i>reported to DOR</i>)	\$0.00
5. Total County and Municipal Aid (sum of Lines 1-4)	\$31,078.75

Utility Aid

- Under state law, utility aid is distributed to each county and municipality where tax-exempt utility property is located (sec. 79.04, Wis. Stats.)
- Utility companies report utility property information to DOR annually
- DOR uses the provided information to accurately calculate utility aid (*shown below*)

Utility Aid Calculation	
1. Net book value, <i>as of December 31, 2024 (including expected additions/retirements)</i>	\$608,472.00
2. Total net book value payment	\$1,825.42
3. Minimum payment	\$0.00
4. Megawatt capacity	0.0
5. Megawatt capacity payment	\$0.00
6. Closed/decommissioned production plant (phased down) payment	\$0.00
7. Subtotal (<i>sum of Lines 2, 3, 5 and 6</i>)	\$1,825.42
8. Population cap	\$442,850.00
9. Adjusted subtotal (<i>lesser of Line 7 or Line 8</i>)	\$1,825.42
10. Adjacent site incentive payment	\$0.00
11. Baseload incentive payment	\$0.00
12. Co-generation incentive payment	\$0.00
13. Alternative energy incentive payment	\$0.00
14. Total incentive payments (<i>sum of Lines 10 through 13</i>)	\$0.00
15. Spent nuclear fuel payment	\$0.00
16. Total Utility Aid – this is the utility aid payment listed on the front of the estimate (<i>sum of Lines 9, 14 and 15</i>)	\$1,825.42

Supplemental County and Municipal Aid

- Under state law, supplemental county and municipal aid paid to each county and municipality is determined by 2023 Wisconsin Act 12 (sec. 79.037, Wis. Stats.)
- For detailed information, review [county and municipal aid spreadsheet](#)

Supplemental County and Municipal Aid Calculation	
1. Prior year supplemental county and municipal aid	\$47,574.89
2. Increase due to sales tax revenue including adjustments (<i>district changes</i>)	\$1,094.22
3. Total Supplemental County and Municipal Aid (<i>sum of Lines 1 and 2</i>)	\$48,669.11

Expenditure Restraint Incentive Program

- Only municipalities are eligible to receive Expenditure Restraint Incentive Program (ERIP) payments
- Under state law, in 2025, each municipality will receive a payment that is equal to the amount of the payment received by the municipality in 2024 (sec. 79.05(4), Wis. Stats., from 2023 WI Act 12 – notwithstanding subs. (2) and (3))

Contact Information

If you have questions, contact us at lgs@wisconsin.gov, (608) 266-8618 or (608) 261-5167.



State of Wisconsin • DEPARTMENT OF REVENUE

DIVISION OF STATE AND LOCAL FINANCE • BUREAU OF LOCAL GOVERNMENT SERVICES • 2135 RIMROCK RD MADISON, WI 53713

Mailing Address:
PO Box 8971 #6-97
Madison WI 53708-8971
Fax: (608) 264-6887
lgs@wisconsin.gov

September 13, 2024

JANE FIGGE
TOWN OF CHESTER
W6498 OAKWOOD ROAD
WAUPUN WI 53963

Notice of Shared Revenue – 2025 Original Estimate

Notice Information

The Wisconsin Department of Revenue (DOR) is providing the **estimated** shared revenue amounts your local government will receive in 2025 under current state law for county and municipal aid, supplemental county and municipal aid, utility aid and the expenditure restraint incentive program. This does not include adjustments, shown on the July and November payment notices.

District	TOWN OF CHESTER	County	DODGE	Co-muni code	14-010
-----------------	-----------------	---------------	-------	---------------------	--------

Estimate Information

For an explanation of each aid payment listed below, review the additional information in this notice.

2025 Original Estimate	
1. County and municipal aid	\$14,437.59
2. Utility aid	\$0.00
3. Supplemental county and municipal aid	\$42,312.08
4. Expenditure restraint incentive program	\$0.00
5. Total Estimated 2025 Payments (sum of Lines 1-4)	\$56,749.67

Payment Information

Your local government will receive two distributions in 2025 :

- July 28, 2025: 15% of Line 1, 2, and 3 and 100% of Line 4 (*shown above*)
- November 17, 2025: balance of your 2025 aid payments

County and Municipal Aid

Under state law, the county and municipal aid paid to each county and municipality must be equal to the amount determined in 2012 (sec. 79.036, Wis. Stats.) and adjusted for fallen protective services insurance reimbursement (sec. 79.036(4), Wis. Stats.).

County and Municipal Aid Calculation	
1. Prior year county and municipal aid	\$14,114.01
2. Increase due to sales tax revenue, including adjustments (<i>district changes</i>)	\$324.62
3. Fallen protective services insurance adjustment	-\$1.04
4. Fallen protective services insurance reimbursement (<i>reported to DOR</i>)	\$0.00
5. Total County and Municipal Aid (sum of Lines 1-4)	\$14,437.59

Utility Aid

- Under state law, utility aid is distributed to each county and municipality where tax-exempt utility property is located (sec. 79.04, Wis. Stats.)
- Utility companies report utility property information to DOR annually
- DOR uses the provided information to accurately calculate utility aid (*shown below*)

Utility Aid Calculation	
1. Net book value, <i>as of December 31, 2024 (including expected additions/retirements)</i>	\$0.00
2. Total net book value payment	\$0.00
3. Minimum payment	\$0.00
4. Megawatt capacity	0.0
5. Megawatt capacity payment	\$0.00
6. Closed/decommissioned production plant (phased down) payment	\$0.00
7. Subtotal (<i>sum of Lines 2, 3, 5 and 6</i>)	\$0.00
8. Population cap	\$283,050.00
9. Adjusted subtotal (<i>lesser of Line 7 or Line 8</i>)	\$0.00
10. Adjacent site incentive payment	\$0.00
11. Baseload incentive payment	\$0.00
12. Co-generation incentive payment	\$0.00
13. Alternative energy incentive payment	\$0.00
14. Total incentive payments (<i>sum of Lines 10 through 13</i>)	\$0.00
15. Spent nuclear fuel payment	\$0.00
16. Total Utility Aid – this is the utility aid payment listed on the front of the estimate (<i>sum of Lines 9, 14 and 15</i>)	\$0.00

Supplemental County and Municipal Aid

- Under state law, supplemental county and municipal aid paid to each county and municipality is determined by 2023 Wisconsin Act 12 (sec. 79.037, Wis. Stats.)
- For detailed information, review [county and municipal aid spreadsheet](#)

Supplemental County and Municipal Aid Calculation	
1. Prior year supplemental county and municipal aid	\$41,360.78
2. Increase due to sales tax revenue including adjustments (<i>district changes</i>)	\$951.30
3. Total Supplemental County and Municipal Aid (<i>sum of Lines 1 and 2</i>)	\$42,312.08

Expenditure Restraint Incentive Program

- Only municipalities are eligible to receive Expenditure Restraint Incentive Program (ERIP) payments
- Under state law, in 2025, each municipality will receive a payment that is equal to the amount of the payment received by the municipality in 2024 (sec. 79.05(4), Wis. Stats., from 2023 WI Act 12 – notwithstanding subs. (2) and (3))

Contact Information

If you have questions, contact us at lgs@wisconsin.gov, (608) 266-8618 or (608) 261-5167.



State of Wisconsin • DEPARTMENT OF REVENUE

DIVISION OF STATE AND LOCAL FINANCE • BUREAU OF LOCAL GOVERNMENT SERVICES • 2135 RIMROCK RD MADISON, WI 53713

Mailing Address:
PO Box 8971 #6-97
Madison WI 53708-8971
Fax: (608) 264-6887
lgs@wisconsin.gov

September 13, 2024

SANDRA THOMA
TOWN OF CLYMAN
PO BOX 159
CLYMAN WI 53016-0159

Notice of Shared Revenue – 2025 Original Estimate

Notice Information

The Wisconsin Department of Revenue (DOR) is providing the **estimated** shared revenue amounts your local government will receive in 2025 under current state law for county and municipal aid, supplemental county and municipal aid, utility aid and the expenditure restraint incentive program. This does not include adjustments, shown on the July and November payment notices.

District	TOWN OF CLYMAN	County	DODGE	Co-muni code	14-012
-----------------	----------------	---------------	-------	---------------------	--------

Estimate Information

For an explanation of each aid payment listed below, review the additional information in this notice.

2025 Original Estimate	
1. County and municipal aid	\$16,425.66
2. Utility aid	\$0.00
3. Supplemental county and municipal aid	\$42,999.46
4. Expenditure restraint incentive program	\$0.00
5. Total Estimated 2025 Payments (sum of Lines 1-4)	\$59,425.12

Payment Information

Your local government will receive two distributions in 2025 :

- July 28, 2025: 15% of Line 1, 2, and 3 and 100% of Line 4 (*shown above*)
- November 17, 2025: balance of your 2025 aid payments

County and Municipal Aid

Under state law, the county and municipal aid paid to each county and municipality must be equal to the amount determined in 2012 (sec. 79.036, Wis. Stats.) and adjusted for fallen protective services insurance reimbursement (sec. 79.036(4), Wis. Stats.).

County and Municipal Aid Calculation	
1. Prior year county and municipal aid	\$16,057.53
2. Increase due to sales tax revenue, including adjustments (<i>district changes</i>)	\$369.32
3. Fallen protective services insurance adjustment	-\$1.19
4. Fallen protective services insurance reimbursement (<i>reported to DOR</i>)	\$0.00
5. Total County and Municipal Aid (sum of Lines 1-4)	\$16,425.66

Utility Aid

- Under state law, utility aid is distributed to each county and municipality where tax-exempt utility property is located (sec. 79.04, Wis. Stats.)
- Utility companies report utility property information to DOR annually
- DOR uses the provided information to accurately calculate utility aid (*shown below*)

Utility Aid Calculation	
1. Net book value, <i>as of December 31, 2024 (including expected additions/retirements)</i>	\$0.00
2. Total net book value payment	\$0.00
3. Minimum payment	\$0.00
4. Megawatt capacity	0.0
5. Megawatt capacity payment	\$0.00
6. Closed/decommissioned production plant (phased down) payment	\$0.00
7. Subtotal (<i>sum of Lines 2, 3, 5 and 6</i>)	\$0.00
8. Population cap	\$300,050.00
9. Adjusted subtotal (<i>lesser of Line 7 or Line 8</i>)	\$0.00
10. Adjacent site incentive payment	\$0.00
11. Baseload incentive payment	\$0.00
12. Co-generation incentive payment	\$0.00
13. Alternative energy incentive payment	\$0.00
14. Total incentive payments (<i>sum of Lines 10 through 13</i>)	\$0.00
15. Spent nuclear fuel payment	\$0.00
16. Total Utility Aid – this is the utility aid payment listed on the front of the estimate (<i>sum of Lines 9, 14 and 15</i>)	\$0.00

Supplemental County and Municipal Aid

- Under state law, supplemental county and municipal aid paid to each county and municipality is determined by 2023 Wisconsin Act 12 (sec. 79.037, Wis. Stats.)
- For detailed information, review [county and municipal aid spreadsheet](#)

Supplemental County and Municipal Aid Calculation	
1. Prior year supplemental county and municipal aid	\$42,032.71
2. Increase due to sales tax revenue including adjustments (<i>district changes</i>)	\$966.75
3. Total Supplemental County and Municipal Aid (<i>sum of Lines 1 and 2</i>)	\$42,999.46

Expenditure Restraint Incentive Program

- Only municipalities are eligible to receive Expenditure Restraint Incentive Program (ERIP) payments
- Under state law, in 2025, each municipality will receive a payment that is equal to the amount of the payment received by the municipality in 2024 (sec. 79.05(4), Wis. Stats., from 2023 WI Act 12 – notwithstanding subs. (2) and (3))

Contact Information

If you have questions, contact us at lgs@wisconsin.gov, (608) 266-8618 or (608) 261-5167.



State of Wisconsin • DEPARTMENT OF REVENUE

DIVISION OF STATE AND LOCAL FINANCE • BUREAU OF LOCAL GOVERNMENT SERVICES • 2135 RIMROCK RD MADISON, WI 53713

Mailing Address:
PO Box 8971 #6-97
Madison WI 53708-8971
Fax: (608) 264-6887
lgs@wisconsin.gov

September 13, 2024

LORI KOENIG-FRY
TOWN OF ELBA
PO BOX 191
COLUMBUS WI 53925

Notice of Shared Revenue – 2025 Original Estimate

Notice Information

The Wisconsin Department of Revenue (DOR) is providing the **estimated** shared revenue amounts your local government will receive in 2025 under current state law for county and municipal aid, supplemental county and municipal aid, utility aid and the expenditure restraint incentive program. This does not include adjustments, shown on the July and November payment notices.

District	TOWN OF ELBA	County	DODGE	Co-muni code	14-014
-----------------	--------------	---------------	-------	---------------------	--------

Estimate Information

For an explanation of each aid payment listed below, review the additional information in this notice.

2025 Original Estimate	
1. County and municipal aid	\$13,349.52
2. Utility aid	\$0.00
3. Supplemental county and municipal aid	\$48,566.04
4. Expenditure restraint incentive program	\$0.00
5. Total Estimated 2025 Payments (sum of Lines 1-4)	\$61,915.56

Payment Information

Your local government will receive two distributions in 2025 :

- July 28, 2025: 15% of Line 1, 2, and 3 and 100% of Line 4 (*shown above*)
- November 17, 2025: balance of your 2025 aid payments

County and Municipal Aid

Under state law, the county and municipal aid paid to each county and municipality must be equal to the amount determined in 2012 (sec. 79.036, Wis. Stats.) and adjusted for fallen protective services insurance reimbursement (sec. 79.036(4), Wis. Stats.).

County and Municipal Aid Calculation	
1. Prior year county and municipal aid	\$13,050.32
2. Increase due to sales tax revenue, including adjustments (<i>district changes</i>)	\$300.16
3. Fallen protective services insurance adjustment	-\$0.96
4. Fallen protective services insurance reimbursement (<i>reported to DOR</i>)	\$0.00
5. Total County and Municipal Aid (sum of Lines 1-4)	\$13,349.52

Utility Aid

- Under state law, utility aid is distributed to each county and municipality where tax-exempt utility property is located (sec. 79.04, Wis. Stats.)
- Utility companies report utility property information to DOR annually
- DOR uses the provided information to accurately calculate utility aid (*shown below*)

Utility Aid Calculation	
1. Net book value, <i>as of December 31, 2024 (including expected additions/retirements)</i>	\$0.00
2. Total net book value payment	\$0.00
3. Minimum payment	\$0.00
4. Megawatt capacity	0.0
5. Megawatt capacity payment	\$0.00
6. Closed/decommissioned production plant (phased down) payment	\$0.00
7. Subtotal (<i>sum of Lines 2, 3, 5 and 6</i>)	\$0.00
8. Population cap	\$441,575.00
9. Adjusted subtotal (<i>lesser of Line 7 or Line 8</i>)	\$0.00
10. Adjacent site incentive payment	\$0.00
11. Baseload incentive payment	\$0.00
12. Co-generation incentive payment	\$0.00
13. Alternative energy incentive payment	\$0.00
14. Total incentive payments (<i>sum of Lines 10 through 13</i>)	\$0.00
15. Spent nuclear fuel payment	\$0.00
16. Total Utility Aid – this is the utility aid payment listed on the front of the estimate (<i>sum of Lines 9, 14 and 15</i>)	\$0.00

Supplemental County and Municipal Aid

- Under state law, supplemental county and municipal aid paid to each county and municipality is determined by 2023 Wisconsin Act 12 (sec. 79.037, Wis. Stats.)
- For detailed information, review [county and municipal aid spreadsheet](#)

Supplemental County and Municipal Aid Calculation	
1. Prior year supplemental county and municipal aid	\$47,474.14
2. Increase due to sales tax revenue including adjustments (<i>district changes</i>)	\$1,091.90
3. Total Supplemental County and Municipal Aid (<i>sum of Lines 1 and 2</i>)	\$48,566.04

Expenditure Restraint Incentive Program

- Only municipalities are eligible to receive Expenditure Restraint Incentive Program (ERIP) payments
- Under state law, in 2025, each municipality will receive a payment that is equal to the amount of the payment received by the municipality in 2024 (sec. 79.05(4), Wis. Stats., from 2023 WI Act 12 – notwithstanding subs. (2) and (3))

Contact Information

If you have questions, contact us at lgs@wisconsin.gov, (608) 266-8618 or (608) 261-5167.



State of Wisconsin • DEPARTMENT OF REVENUE

DIVISION OF STATE AND LOCAL FINANCE • BUREAU OF LOCAL GOVERNMENT SERVICES • 2135 RIMROCK RD MADISON, WI 53713

Mailing Address:
PO Box 8971 #6-97
Madison WI 53708-8971
Fax: (608) 264-6887
lgs@wisconsin.gov

September 13, 2024

KATHY WEGNER
TOWN OF EMMET
W6777 SECOND STREET RD
WATERTOWN WI 53098

Notice of Shared Revenue – 2025 Original Estimate

Notice Information

The Wisconsin Department of Revenue (DOR) is providing the **estimated** shared revenue amounts your local government will receive in 2025 under current state law for county and municipal aid, supplemental county and municipal aid, utility aid and the expenditure restraint incentive program. This does not include adjustments, shown on the July and November payment notices.

District	TOWN OF EMMET	County	DODGE	Co-muni code	14-016
-----------------	---------------	---------------	-------	---------------------	--------

Estimate Information

For an explanation of each aid payment listed below, review the additional information in this notice.

2025 Original Estimate	
1. County and municipal aid	\$18,515.72
2. Utility aid	\$113.26
3. Supplemental county and municipal aid	\$53,323.33
4. Expenditure restraint incentive program	\$0.00
5. Total Estimated 2025 Payments (sum of Lines 1-4)	\$71,952.31

Payment Information

Your local government will receive two distributions in 2025 :

- July 28, 2025: 15% of Line 1, 2, and 3 and 100% of Line 4 (*shown above*)
- November 17, 2025: balance of your 2025 aid payments

County and Municipal Aid

Under state law, the county and municipal aid paid to each county and municipality must be equal to the amount determined in 2012 (sec. 79.036, Wis. Stats.) and adjusted for fallen protective services insurance reimbursement (sec. 79.036(4), Wis. Stats.).

County and Municipal Aid Calculation	
1. Prior year county and municipal aid	\$18,100.74
2. Increase due to sales tax revenue, including adjustments (<i>district changes</i>)	\$416.32
3. Fallen protective services insurance adjustment	-\$1.34
4. Fallen protective services insurance reimbursement (<i>reported to DOR</i>)	\$0.00
5. Total County and Municipal Aid (sum of Lines 1-4)	\$18,515.72

Utility Aid

- Under state law, utility aid is distributed to each county and municipality where tax-exempt utility property is located (sec. 79.04, Wis. Stats.)
- Utility companies report utility property information to DOR annually
- DOR uses the provided information to accurately calculate utility aid (*shown below*)

Utility Aid Calculation	
1. Net book value, as of December 31, 2024 (including expected additions/retirements)	\$37,753.00
2. Total net book value payment	\$113.26
3. Minimum payment	\$0.00
4. Megawatt capacity	0.0
5. Megawatt capacity payment	\$0.00
6. Closed/decommissioned production plant (phased down) payment	\$0.00
7. Subtotal (sum of Lines 2, 3, 5 and 6)	\$113.26
8. Population cap	\$563,975.00
9. Adjusted subtotal (lesser of Line 7 or Line 8)	\$113.26
10. Adjacent site incentive payment	\$0.00
11. Baseload incentive payment	\$0.00
12. Co-generation incentive payment	\$0.00
13. Alternative energy incentive payment	\$0.00
14. Total incentive payments (sum of Lines 10 through 13)	\$0.00
15. Spent nuclear fuel payment	\$0.00
16. Total Utility Aid – this is the utility aid payment listed on the front of the estimate (sum of Lines 9, 14 and 15)	\$113.26

Supplemental County and Municipal Aid

- Under state law, supplemental county and municipal aid paid to each county and municipality is determined by 2023 Wisconsin Act 12 (sec. 79.037, Wis. Stats.)
- For detailed information, review [county and municipal aid spreadsheet](#)

Supplemental County and Municipal Aid Calculation	
1. Prior year supplemental county and municipal aid	\$52,124.47
2. Increase due to sales tax revenue including adjustments (district changes)	\$1,198.86
3. Total Supplemental County and Municipal Aid (sum of Lines 1 and 2)	\$53,323.33

Expenditure Restraint Incentive Program

- Only municipalities are eligible to receive Expenditure Restraint Incentive Program (ERIP) payments
- Under state law, in 2025, each municipality will receive a payment that is equal to the amount of the payment received by the municipality in 2024 (sec. 79.05(4), Wis. Stats., from 2023 WI Act 12 – notwithstanding subs. (2) and (3))

Contact Information

If you have questions, contact us at lgs@wisconsin.gov, (608) 266-8618 or (608) 261-5167.



State of Wisconsin • DEPARTMENT OF REVENUE

DIVISION OF STATE AND LOCAL FINANCE • BUREAU OF LOCAL GOVERNMENT SERVICES • 2135 RIMROCK RD MADISON, WI 53713

Mailing Address:
PO Box 8971 #6-97
Madison WI 53708-8971
Fax: (608) 264-6887
lgs@wisconsin.gov

September 13, 2024

RAYMOND CABALLERO
TOWN OF FOX LAKE
PO BOX 124
FOX LAKE WI 53933-0124

Notice of Shared Revenue – 2025 Original Estimate

Notice Information

The Wisconsin Department of Revenue (DOR) is providing the **estimated** shared revenue amounts your local government will receive in 2025 under current state law for county and municipal aid, supplemental county and municipal aid, utility aid and the expenditure restraint incentive program. This does not include adjustments, shown on the July and November payment notices.

District	TOWN OF FOX LAKE	County	DODGE	Co-muni code	14-018
-----------------	------------------	---------------	-------	---------------------	--------

Estimate Information

For an explanation of each aid payment listed below, review the additional information in this notice.

2025 Original Estimate	
1. County and municipal aid	\$37,305.45
2. Utility aid	\$1,953.97
3. Supplemental county and municipal aid	\$72,130.22
4. Expenditure restraint incentive program	\$0.00
5. Total Estimated 2025 Payments (sum of Lines 1-4)	\$111,389.64

Payment Information

Your local government will receive two distributions in 2025 :

- July 28, 2025: 15% of Line 1, 2, and 3 and 100% of Line 4 (*shown above*)
- November 17, 2025: balance of your 2025 aid payments

County and Municipal Aid

Under state law, the county and municipal aid paid to each county and municipality must be equal to the amount determined in 2012 (sec. 79.036, Wis. Stats.) and adjusted for fallen protective services insurance reimbursement (sec. 79.036(4), Wis. Stats.).

County and Municipal Aid Calculation	
1. Prior year county and municipal aid	\$36,469.36
2. Increase due to sales tax revenue, including adjustments (<i>district changes</i>)	\$838.79
3. Fallen protective services insurance adjustment	-\$2.70
4. Fallen protective services insurance reimbursement (<i>reported to DOR</i>)	\$0.00
5. Total County and Municipal Aid (sum of Lines 1-4)	\$37,305.45

Utility Aid

- Under state law, utility aid is distributed to each county and municipality where tax-exempt utility property is located (sec. 79.04, Wis. Stats.)
- Utility companies report utility property information to DOR annually
- DOR uses the provided information to accurately calculate utility aid (*shown below*)

Utility Aid Calculation	
1. Net book value, as of December 31, 2024 (including expected additions/retirements)	\$651,324.00
2. Total net book value payment	\$1,953.97
3. Minimum payment	\$0.00
4. Megawatt capacity	0.0
5. Megawatt capacity payment	\$0.00
6. Closed/decommissioned production plant (phased down) payment	\$0.00
7. Subtotal (sum of Lines 2, 3, 5 and 6)	\$1,953.97
8. Population cap	\$1,097,775.00
9. Adjusted subtotal (lesser of Line 7 or Line 8)	\$1,953.97
10. Adjacent site incentive payment	\$0.00
11. Baseload incentive payment	\$0.00
12. Co-generation incentive payment	\$0.00
13. Alternative energy incentive payment	\$0.00
14. Total incentive payments (sum of Lines 10 through 13)	\$0.00
15. Spent nuclear fuel payment	\$0.00
16. Total Utility Aid – this is the utility aid payment listed on the front of the estimate (sum of Lines 9, 14 and 15)	\$1,953.97

Supplemental County and Municipal Aid

- Under state law, supplemental county and municipal aid paid to each county and municipality is determined by 2023 Wisconsin Act 12 (sec. 79.037, Wis. Stats.)
- For detailed information, review [county and municipal aid spreadsheet](#)

Supplemental County and Municipal Aid Calculation	
1. Prior year supplemental county and municipal aid	\$70,508.52
2. Increase due to sales tax revenue including adjustments (district changes)	\$1,621.70
3. Total Supplemental County and Municipal Aid (sum of Lines 1 and 2)	\$72,130.22

Expenditure Restraint Incentive Program

- Only municipalities are eligible to receive Expenditure Restraint Incentive Program (ERIP) payments
- Under state law, in 2025, each municipality will receive a payment that is equal to the amount of the payment received by the municipality in 2024 (sec. 79.05(4), Wis. Stats., from 2023 WI Act 12 – notwithstanding subs. (2) and (3))

Contact Information

If you have questions, contact us at lgs@wisconsin.gov, (608) 266-8618 or (608) 261-5167.



State of Wisconsin • DEPARTMENT OF REVENUE

DIVISION OF STATE AND LOCAL FINANCE • BUREAU OF LOCAL GOVERNMENT SERVICES • 2135 RIMROCK RD MADISON, WI 53713

Mailing Address:
PO Box 8971 #6-97
Madison WI 53708-8971
Fax: (608) 264-6887
lgs@wisconsin.gov

September 13, 2024

ALISON PECHA
TOWN OF HERMAN
W1892 ROCK RD
IRON RIDGE WI 53035-9724

Notice of Shared Revenue – 2025 Original Estimate

Notice Information

The Wisconsin Department of Revenue (DOR) is providing the **estimated** shared revenue amounts your local government will receive in 2025 under current state law for county and municipal aid, supplemental county and municipal aid, utility aid and the expenditure restraint incentive program. This does not include adjustments, shown on the July and November payment notices.

District	TOWN OF HERMAN	County	DODGE	Co-muni code	14-020
-----------------	----------------	---------------	-------	---------------------	--------

Estimate Information

For an explanation of each aid payment listed below, review the additional information in this notice.

2025 Original Estimate	
1. County and municipal aid	\$24,453.66
2. Utility aid	\$117,000.00
3. Supplemental county and municipal aid	\$50,283.67
4. Expenditure restraint incentive program	\$0.00
5. Total Estimated 2025 Payments (sum of Lines 1-4)	\$191,737.33

Payment Information

Your local government will receive two distributions in 2025 :

- July 28, 2025: 15% of Line 1, 2, and 3 and 100% of Line 4 (*shown above*)
- November 17, 2025: balance of your 2025 aid payments

County and Municipal Aid

Under state law, the county and municipal aid paid to each county and municipality must be equal to the amount determined in 2012 (sec. 79.036, Wis. Stats.) and adjusted for fallen protective services insurance reimbursement (sec. 79.036(4), Wis. Stats.).

County and Municipal Aid Calculation	
1. Prior year county and municipal aid	\$23,905.60
2. Increase due to sales tax revenue, including adjustments (<i>district changes</i>)	\$549.83
3. Fallen protective services insurance adjustment	-\$1.77
4. Fallen protective services insurance reimbursement (<i>reported to DOR</i>)	\$0.00
5. Total County and Municipal Aid (sum of Lines 1-4)	\$24,453.66

Utility Aid

- Under state law, utility aid is distributed to each county and municipality where tax-exempt utility property is located (sec. 79.04, Wis. Stats.)
- Utility companies report utility property information to DOR annually
- DOR uses the provided information to accurately calculate utility aid (*shown below*)

Utility Aid Calculation	
1. Net book value, <i>as of December 31, 2024 (including expected additions/retirements)</i>	\$0.00
2. Total net book value payment	\$0.00
3. Minimum payment	\$0.00
4. Megawatt capacity	54.0
5. Megawatt capacity payment	\$36,000.00
6. Closed/decommissioned production plant (phased down) payment	\$0.00
7. Subtotal (<i>sum of Lines 2, 3, 5 and 6</i>)	\$36,000.00
8. Population cap	\$481,525.00
9. Adjusted subtotal (<i>lesser of Line 7 or Line 8</i>)	\$36,000.00
10. Adjacent site incentive payment	\$0.00
11. Baseload incentive payment	\$0.00
12. Co-generation incentive payment	\$0.00
13. Alternative energy incentive payment	\$81,000.00
14. Total incentive payments (<i>sum of Lines 10 through 13</i>)	\$81,000.00
15. Spent nuclear fuel payment	\$0.00
16. Total Utility Aid – this is the utility aid payment listed on the front of the estimate <i>(sum of Lines 9, 14 and 15)</i>	\$117,000.00

Supplemental County and Municipal Aid

- Under state law, supplemental county and municipal aid paid to each county and municipality is determined by 2023 Wisconsin Act 12 (sec. 79.037, Wis. Stats.)
- For detailed information, review [county and municipal aid spreadsheet](#)

Supplemental County and Municipal Aid Calculation	
1. Prior year supplemental county and municipal aid	\$49,153.15
2. Increase due to sales tax revenue including adjustments (<i>district changes</i>)	\$1,130.52
3. Total Supplemental County and Municipal Aid (<i>sum of Lines 1 and 2</i>)	\$50,283.67

Expenditure Restraint Incentive Program

- Only municipalities are eligible to receive Expenditure Restraint Incentive Program (ERIP) payments
- Under state law, in 2025, each municipality will receive a payment that is equal to the amount of the payment received by the municipality in 2024 (sec. 79.05(4), Wis. Stats., from 2023 WI Act 12 – notwithstanding subs. (2) and (3))

Contact Information

If you have questions, contact us at lgs@wisconsin.gov, (608) 266-8618 or (608) 261-5167.



State of Wisconsin • DEPARTMENT OF REVENUE

DIVISION OF STATE AND LOCAL FINANCE • BUREAU OF LOCAL GOVERNMENT SERVICES • 2135 RIMROCK RD MADISON, WI 53713

Mailing Address:
PO Box 8971 #6-97
Madison WI 53708-8971
Fax: (608) 264-6887
lgs@wisconsin.gov

September 13, 2024

CARRIE NEU
TOWN OF HUBBARD
W2864 W NEDA ROAD
IRON RIDGE WI 53035-9707

Notice of Shared Revenue – 2025 Original Estimate

Notice Information

The Wisconsin Department of Revenue (DOR) is providing the **estimated** shared revenue amounts your local government will receive in 2025 under current state law for county and municipal aid, supplemental county and municipal aid, utility aid and the expenditure restraint incentive program. This does not include adjustments, shown on the July and November payment notices.

District	TOWN OF HUBBARD	County	DODGE	Co-muni code	14-022
-----------------	-----------------	---------------	-------	---------------------	--------

Estimate Information

For an explanation of each aid payment listed below, review the additional information in this notice.

2025 Original Estimate	
1. County and municipal aid	\$20,917.86
2. Utility aid	\$11,739.16
3. Supplemental county and municipal aid	\$61,151.24
4. Expenditure restraint incentive program	\$0.00
5. Total Estimated 2025 Payments (sum of Lines 1-4)	\$93,808.26

Payment Information

Your local government will receive two distributions in 2025 :

- July 28, 2025: 15% of Line 1, 2, and 3 and 100% of Line 4 (*shown above*)
- November 17, 2025: balance of your 2025 aid payments

County and Municipal Aid

Under state law, the county and municipal aid paid to each county and municipality must be equal to the amount determined in 2012 (sec. 79.036, Wis. Stats.) and adjusted for fallen protective services insurance reimbursement (sec. 79.036(4), Wis. Stats.).

County and Municipal Aid Calculation	
1. Prior year county and municipal aid	\$20,449.04
2. Increase due to sales tax revenue, including adjustments (<i>district changes</i>)	\$470.33
3. Fallen protective services insurance adjustment	-\$1.51
4. Fallen protective services insurance reimbursement (<i>reported to DOR</i>)	\$0.00
5. Total County and Municipal Aid (sum of Lines 1-4)	\$20,917.86

Utility Aid

- Under state law, utility aid is distributed to each county and municipality where tax-exempt utility property is located (sec. 79.04, Wis. Stats.)
- Utility companies report utility property information to DOR annually
- DOR uses the provided information to accurately calculate utility aid (*shown below*)

Utility Aid Calculation	
1. Net book value, <i>as of December 31, 2024 (including expected additions/retirements)</i>	\$3,913,053.00
2. Total net book value payment	\$11,739.16
3. Minimum payment	\$0.00
4. Megawatt capacity	0.0
5. Megawatt capacity payment	\$0.00
6. Closed/decommissioned production plant (phased down) payment	\$0.00
7. Subtotal (<i>sum of Lines 2, 3, 5 and 6</i>)	\$11,739.16
8. Population cap	\$760,750.00
9. Adjusted subtotal (<i>lesser of Line 7 or Line 8</i>)	\$11,739.16
10. Adjacent site incentive payment	\$0.00
11. Baseload incentive payment	\$0.00
12. Co-generation incentive payment	\$0.00
13. Alternative energy incentive payment	\$0.00
14. Total incentive payments (<i>sum of Lines 10 through 13</i>)	\$0.00
15. Spent nuclear fuel payment	\$0.00
16. Total Utility Aid – this is the utility aid payment listed on the front of the estimate (<i>sum of Lines 9, 14 and 15</i>)	\$11,739.16

Supplemental County and Municipal Aid

- Under state law, supplemental county and municipal aid paid to each county and municipality is determined by 2023 Wisconsin Act 12 (sec. 79.037, Wis. Stats.)
- For detailed information, review [county and municipal aid spreadsheet](#)

Supplemental County and Municipal Aid Calculation	
1. Prior year supplemental county and municipal aid	\$59,776.38
2. Increase due to sales tax revenue including adjustments (<i>district changes</i>)	\$1,374.86
3. Total Supplemental County and Municipal Aid (<i>sum of Lines 1 and 2</i>)	\$61,151.24

Expenditure Restraint Incentive Program

- Only municipalities are eligible to receive Expenditure Restraint Incentive Program (ERIP) payments
- Under state law, in 2025, each municipality will receive a payment that is equal to the amount of the payment received by the municipality in 2024 (sec. 79.05(4), Wis. Stats., from 2023 WI Act 12 – notwithstanding subs. (2) and (3))

Contact Information

If you have questions, contact us at lgs@wisconsin.gov, (608) 266-8618 or (608) 261-5167.



State of Wisconsin • DEPARTMENT OF REVENUE

DIVISION OF STATE AND LOCAL FINANCE • BUREAU OF LOCAL GOVERNMENT SERVICES • 2135 RIMROCK RD MADISON, WI 53713

Mailing Address:
PO Box 8971 #6-97
Madison WI 53708-8971
Fax: (608) 264-6887
lgs@wisconsin.gov

September 13, 2024

AGNES SCHULTZ
TOWN OF HUSTISFORD
N3906 COUNTY ROAD EE
NEOSHO WI 53059

Notice of Shared Revenue – 2025 Original Estimate

Notice Information

The Wisconsin Department of Revenue (DOR) is providing the **estimated** shared revenue amounts your local government will receive in 2025 under current state law for county and municipal aid, supplemental county and municipal aid, utility aid and the expenditure restraint incentive program. This does not include adjustments, shown on the July and November payment notices.

District	TOWN OF HUSTISFORD	County	DODGE	Co-muni code	14-024
-----------------	--------------------	---------------	-------	---------------------	--------

Estimate Information

For an explanation of each aid payment listed below, review the additional information in this notice.

2025 Original Estimate	
1. County and municipal aid	\$19,693.16
2. Utility aid	\$1,586.84
3. Supplemental county and municipal aid	\$54,078.86
4. Expenditure restraint incentive program	\$0.00
5. Total Estimated 2025 Payments (sum of Lines 1-4)	\$75,358.86

Payment Information

Your local government will receive two distributions in 2025 :

- July 28, 2025: 15% of Line 1, 2, and 3 and 100% of Line 4 (*shown above*)
- November 17, 2025: balance of your 2025 aid payments

County and Municipal Aid

Under state law, the county and municipal aid paid to each county and municipality must be equal to the amount determined in 2012 (sec. 79.036, Wis. Stats.) and adjusted for fallen protective services insurance reimbursement (sec. 79.036(4), Wis. Stats.).

County and Municipal Aid Calculation	
1. Prior year county and municipal aid	\$19,251.79
2. Increase due to sales tax revenue, including adjustments (<i>district changes</i>)	\$442.79
3. Fallen protective services insurance adjustment	-\$1.42
4. Fallen protective services insurance reimbursement (<i>reported to DOR</i>)	\$0.00
5. Total County and Municipal Aid (sum of Lines 1-4)	\$19,693.16

Utility Aid

- Under state law, utility aid is distributed to each county and municipality where tax-exempt utility property is located (sec. 79.04, Wis. Stats.)
- Utility companies report utility property information to DOR annually
- DOR uses the provided information to accurately calculate utility aid (*shown below*)

Utility Aid Calculation	
1. Net book value, <i>as of December 31, 2024 (including expected additions/retirements)</i>	\$528,948.00
2. Total net book value payment	\$1,586.84
3. Minimum payment	\$0.00
4. Megawatt capacity	0.0
5. Megawatt capacity payment	\$0.00
6. Closed/decommissioned production plant (phased down) payment	\$0.00
7. Subtotal (<i>sum of Lines 2, 3, 5 and 6</i>)	\$1,586.84
8. Population cap	\$575,025.00
9. Adjusted subtotal (<i>lesser of Line 7 or Line 8</i>)	\$1,586.84
10. Adjacent site incentive payment	\$0.00
11. Baseload incentive payment	\$0.00
12. Co-generation incentive payment	\$0.00
13. Alternative energy incentive payment	\$0.00
14. Total incentive payments (<i>sum of Lines 10 through 13</i>)	\$0.00
15. Spent nuclear fuel payment	\$0.00
16. Total Utility Aid – this is the utility aid payment listed on the front of the estimate (<i>sum of Lines 9, 14 and 15</i>)	\$1,586.84

Supplemental County and Municipal Aid

- Under state law, supplemental county and municipal aid paid to each county and municipality is determined by 2023 Wisconsin Act 12 (sec. 79.037, Wis. Stats.)
- For detailed information, review [county and municipal aid spreadsheet](#)

Supplemental County and Municipal Aid Calculation	
1. Prior year supplemental county and municipal aid	\$52,863.01
2. Increase due to sales tax revenue including adjustments (<i>district changes</i>)	\$1,215.85
3. Total Supplemental County and Municipal Aid (<i>sum of Lines 1 and 2</i>)	\$54,078.86

Expenditure Restraint Incentive Program

- Only municipalities are eligible to receive Expenditure Restraint Incentive Program (ERIP) payments
- Under state law, in 2025, each municipality will receive a payment that is equal to the amount of the payment received by the municipality in 2024 (sec. 79.05(4), Wis. Stats., from 2023 WI Act 12 – notwithstanding subs. (2) and (3))

Contact Information

If you have questions, contact us at lgs@wisconsin.gov, (608) 266-8618 or (608) 261-5167.



State of Wisconsin • DEPARTMENT OF REVENUE

DIVISION OF STATE AND LOCAL FINANCE • BUREAU OF LOCAL GOVERNMENT SERVICES • 2135 RIMROCK RD MADISON, WI 53713

Mailing Address:
PO Box 8971 #6-97
Madison WI 53708-8971
Fax: (608) 264-6887
lgs@wisconsin.gov

September 13, 2024

DEBORAH BEHL
TOWN OF LEBANON
PO BOX 24, N1738 COUNTY RD R
LEBANON WI 53047-0024

Notice of Shared Revenue – 2025 Original Estimate

Notice Information

The Wisconsin Department of Revenue (DOR) is providing the **estimated** shared revenue amounts your local government will receive in 2025 under current state law for county and municipal aid, supplemental county and municipal aid, utility aid and the expenditure restraint incentive program. This does not include adjustments, shown on the July and November payment notices.

District	TOWN OF LEBANON	County	DODGE	Co-muni code	14-026
-----------------	-----------------	---------------	-------	---------------------	--------

Estimate Information

For an explanation of each aid payment listed below, review the additional information in this notice.

2025 Original Estimate	
1. County and municipal aid	\$67,622.61
2. Utility aid	\$0.00
3. Supplemental county and municipal aid	\$57,890.16
4. Expenditure restraint incentive program	\$0.00
5. Total Estimated 2025 Payments (sum of Lines 1-4)	\$125,512.77

Payment Information

Your local government will receive two distributions in 2025 :

- July 28, 2025: 15% of Line 1, 2, and 3 and 100% of Line 4 (*shown above*)
- November 17, 2025: balance of your 2025 aid payments

County and Municipal Aid

Under state law, the county and municipal aid paid to each county and municipality must be equal to the amount determined in 2012 (sec. 79.036, Wis. Stats.) and adjusted for fallen protective services insurance reimbursement (sec. 79.036(4), Wis. Stats.).

County and Municipal Aid Calculation	
1. Prior year county and municipal aid	\$66,107.04
2. Increase due to sales tax revenue, including adjustments (<i>district changes</i>)	\$1,520.46
3. Fallen protective services insurance adjustment	-\$4.89
4. Fallen protective services insurance reimbursement (<i>reported to DOR</i>)	\$0.00
5. Total County and Municipal Aid (sum of Lines 1-4)	\$67,622.61

Utility Aid

- Under state law, utility aid is distributed to each county and municipality where tax-exempt utility property is located (sec. 79.04, Wis. Stats.)
- Utility companies report utility property information to DOR annually
- DOR uses the provided information to accurately calculate utility aid (*shown below*)

Utility Aid Calculation	
1. Net book value, as of December 31, 2024 (including expected additions/retirements)	\$0.00
2. Total net book value payment	\$0.00
3. Minimum payment	\$0.00
4. Megawatt capacity	0.0
5. Megawatt capacity payment	\$0.00
6. Closed/decommissioned production plant (phased down) payment	\$0.00
7. Subtotal (sum of Lines 2, 3, 5 and 6)	\$0.00
8. Population cap	\$666,400.00
9. Adjusted subtotal (lesser of Line 7 or Line 8)	\$0.00
10. Adjacent site incentive payment	\$0.00
11. Baseload incentive payment	\$0.00
12. Co-generation incentive payment	\$0.00
13. Alternative energy incentive payment	\$0.00
14. Total incentive payments (sum of Lines 10 through 13)	\$0.00
15. Spent nuclear fuel payment	\$0.00
16. Total Utility Aid – this is the utility aid payment listed on the front of the estimate (sum of Lines 9, 14 and 15)	\$0.00

Supplemental County and Municipal Aid

- Under state law, supplemental county and municipal aid paid to each county and municipality is determined by 2023 Wisconsin Act 12 (sec. 79.037, Wis. Stats.)
- For detailed information, review [county and municipal aid spreadsheet](#)

Supplemental County and Municipal Aid Calculation	
1. Prior year supplemental county and municipal aid	\$56,588.62
2. Increase due to sales tax revenue including adjustments (district changes)	\$1,301.54
3. Total Supplemental County and Municipal Aid (sum of Lines 1 and 2)	\$57,890.16

Expenditure Restraint Incentive Program

- Only municipalities are eligible to receive Expenditure Restraint Incentive Program (ERIP) payments
- Under state law, in 2025, each municipality will receive a payment that is equal to the amount of the payment received by the municipality in 2024 (sec. 79.05(4), Wis. Stats., from 2023 WI Act 12 – notwithstanding subs. (2) and (3))

Contact Information

If you have questions, contact us at lgs@wisconsin.gov, (608) 266-8618 or (608) 261-5167.



State of Wisconsin • DEPARTMENT OF REVENUE

DIVISION OF STATE AND LOCAL FINANCE • BUREAU OF LOCAL GOVERNMENT SERVICES • 2135 RIMROCK RD MADISON, WI 53713

Mailing Address:
PO Box 8971 #6-97
Madison WI 53708-8971
Fax: (608) 264-6887
lgs@wisconsin.gov

September 13, 2024

SANDRA PORTER
TOWN OF LEROY
N10725 HIGHWAY YY
LOMIRA WI 53048-9405

Notice of Shared Revenue – 2025 Original Estimate

Notice Information

The Wisconsin Department of Revenue (DOR) is providing the **estimated** shared revenue amounts your local government will receive in 2025 under current state law for county and municipal aid, supplemental county and municipal aid, utility aid and the expenditure restraint incentive program. This does not include adjustments, shown on the July and November payment notices.

District	TOWN OF LEROY	County	DODGE	Co-muni code	14-028
-----------------	---------------	---------------	-------	---------------------	--------

Estimate Information

For an explanation of each aid payment listed below, review the additional information in this notice.

2025 Original Estimate	
1. County and municipal aid	\$23,928.06
2. Utility aid	\$128,483.34
3. Supplemental county and municipal aid	\$47,140.26
4. Expenditure restraint incentive program	\$0.00
5. Total Estimated 2025 Payments (sum of Lines 1-4)	\$199,551.66

Payment Information

Your local government will receive two distributions in 2025 :

- July 28, 2025: 15% of Line 1, 2, and 3 and 100% of Line 4 (*shown above*)
- November 17, 2025: balance of your 2025 aid payments

County and Municipal Aid

Under state law, the county and municipal aid paid to each county and municipality must be equal to the amount determined in 2012 (sec. 79.036, Wis. Stats.) and adjusted for fallen protective services insurance reimbursement (sec. 79.036(4), Wis. Stats.).

County and Municipal Aid Calculation	
1. Prior year county and municipal aid	\$23,391.78
2. Increase due to sales tax revenue, including adjustments (<i>district changes</i>)	\$538.01
3. Fallen protective services insurance adjustment	-\$1.73
4. Fallen protective services insurance reimbursement (<i>reported to DOR</i>)	\$0.00
5. Total County and Municipal Aid (sum of Lines 1-4)	\$23,928.06

Utility Aid

- Under state law, utility aid is distributed to each county and municipality where tax-exempt utility property is located (sec. 79.04, Wis. Stats.)
- Utility companies report utility property information to DOR annually
- DOR uses the provided information to accurately calculate utility aid (*shown below*)

Utility Aid Calculation	
1. Net book value, <i>as of December 31, 2024 (including expected additions/retirements)</i>	\$0.00
2. Total net book value payment	\$0.00
3. Minimum payment	\$0.00
4. Megawatt capacity	59.3
5. Megawatt capacity payment	\$39,533.34
6. Closed/decommissioned production plant (phased down) payment	\$0.00
7. Subtotal (<i>sum of Lines 2, 3, 5 and 6</i>)	\$39,533.34
8. Population cap	\$403,325.00
9. Adjusted subtotal (<i>lesser of Line 7 or Line 8</i>)	\$39,533.34
10. Adjacent site incentive payment	\$0.00
11. Baseload incentive payment	\$0.00
12. Co-generation incentive payment	\$0.00
13. Alternative energy incentive payment	\$88,950.00
14. Total incentive payments (<i>sum of Lines 10 through 13</i>)	\$88,950.00
15. Spent nuclear fuel payment	\$0.00
16. Total Utility Aid – this is the utility aid payment listed on the front of the estimate (<i>sum of Lines 9, 14 and 15</i>)	\$128,483.34

Supplemental County and Municipal Aid

- Under state law, supplemental county and municipal aid paid to each county and municipality is determined by 2023 Wisconsin Act 12 (sec. 79.037, Wis. Stats.)
- For detailed information, review [county and municipal aid spreadsheet](#)

Supplemental County and Municipal Aid Calculation	
1. Prior year supplemental county and municipal aid	\$46,080.41
2. Increase due to sales tax revenue including adjustments (<i>district changes</i>)	\$1,059.85
3. Total Supplemental County and Municipal Aid (<i>sum of Lines 1 and 2</i>)	\$47,140.26

Expenditure Restraint Incentive Program

- Only municipalities are eligible to receive Expenditure Restraint Incentive Program (ERIP) payments
- Under state law, in 2025, each municipality will receive a payment that is equal to the amount of the payment received by the municipality in 2024 (sec. 79.05(4), Wis. Stats., from 2023 WI Act 12 – notwithstanding subs. (2) and (3))

Contact Information

If you have questions, contact us at lgs@wisconsin.gov, (608) 266-8618 or (608) 261-5167.



State of Wisconsin • DEPARTMENT OF REVENUE

DIVISION OF STATE AND LOCAL FINANCE • BUREAU OF LOCAL GOVERNMENT SERVICES • 2135 RIMROCK RD MADISON, WI 53713

Mailing Address:
PO Box 8971 #6-97
Madison WI 53708-8971
Fax: (608) 264-6887
lgs@wisconsin.gov

September 13, 2024

SHARON BELLING
TOWN OF LOMIRA
N10482 CENTER DRIVE
LOMIRA WI 53048

Notice of Shared Revenue – 2025 Original Estimate

Notice Information

The Wisconsin Department of Revenue (DOR) is providing the **estimated** shared revenue amounts your local government will receive in 2025 under current state law for county and municipal aid, supplemental county and municipal aid, utility aid and the expenditure restraint incentive program. This does not include adjustments, shown on the July and November payment notices.

District	TOWN OF LOMIRA	County	DODGE	Co-muni code	14-030
-----------------	----------------	---------------	-------	---------------------	--------

Estimate Information

For an explanation of each aid payment listed below, review the additional information in this notice.

2025 Original Estimate	
1. County and municipal aid	\$27,138.21
2. Utility aid	\$267,660.37
3. Supplemental county and municipal aid	\$49,665.35
4. Expenditure restraint incentive program	\$0.00
5. Total Estimated 2025 Payments (sum of Lines 1-4)	\$344,463.93

Payment Information

Your local government will receive two distributions in 2025 :

- July 28, 2025: 15% of Line 1, 2, and 3 and 100% of Line 4 (*shown above*)
- November 17, 2025: balance of your 2025 aid payments

County and Municipal Aid

Under state law, the county and municipal aid paid to each county and municipality must be equal to the amount determined in 2012 (sec. 79.036, Wis. Stats.) and adjusted for fallen protective services insurance reimbursement (sec. 79.036(4), Wis. Stats.).

County and Municipal Aid Calculation	
1. Prior year county and municipal aid	\$26,529.98
2. Increase due to sales tax revenue, including adjustments (<i>district changes</i>)	\$610.19
3. Fallen protective services insurance adjustment	-\$1.96
4. Fallen protective services insurance reimbursement (<i>reported to DOR</i>)	\$0.00
5. Total County and Municipal Aid (sum of Lines 1-4)	\$27,138.21

Utility Aid

- Under state law, utility aid is distributed to each county and municipality where tax-exempt utility property is located (sec. 79.04, Wis. Stats.)
- Utility companies report utility property information to DOR annually
- DOR uses the provided information to accurately calculate utility aid (*shown below*)

Utility Aid Calculation	
1. Net book value, <i>as of December 31, 2024 (including expected additions/retirements)</i>	\$3,131,230.00
2. Total net book value payment	\$9,393.69
3. Minimum payment	\$0.00
4. Megawatt capacity	119.2
5. Megawatt capacity payment	\$79,466.68
6. Closed/decommissioned production plant (phased down) payment	\$0.00
7. Subtotal (<i>sum of Lines 2, 3, 5 and 6</i>)	\$88,860.37
8. Population cap	\$463,675.00
9. Adjusted subtotal (<i>lesser of Line 7 or Line 8</i>)	\$88,860.37
10. Adjacent site incentive payment	\$0.00
11. Baseload incentive payment	\$0.00
12. Co-generation incentive payment	\$0.00
13. Alternative energy incentive payment	\$178,800.00
14. Total incentive payments (<i>sum of Lines 10 through 13</i>)	\$178,800.00
15. Spent nuclear fuel payment	\$0.00
16. Total Utility Aid – this is the utility aid payment listed on the front of the estimate (<i>sum of Lines 9, 14 and 15</i>)	\$267,660.37

Supplemental County and Municipal Aid

- Under state law, supplemental county and municipal aid paid to each county and municipality is determined by 2023 Wisconsin Act 12 (sec. 79.037, Wis. Stats.)
- For detailed information, review [county and municipal aid spreadsheet](#)

Supplemental County and Municipal Aid Calculation	
1. Prior year supplemental county and municipal aid	\$48,548.73
2. Increase due to sales tax revenue including adjustments (<i>district changes</i>)	\$1,116.62
3. Total Supplemental County and Municipal Aid (<i>sum of Lines 1 and 2</i>)	\$49,665.35

Expenditure Restraint Incentive Program

- Only municipalities are eligible to receive Expenditure Restraint Incentive Program (ERIP) payments
- Under state law, in 2025, each municipality will receive a payment that is equal to the amount of the payment received by the municipality in 2024 (sec. 79.05(4), Wis. Stats., from 2023 WI Act 12 – notwithstanding subs. (2) and (3))

Contact Information

If you have questions, contact us at lgs@wisconsin.gov, (608) 266-8618 or (608) 261-5167.



State of Wisconsin • DEPARTMENT OF REVENUE

DIVISION OF STATE AND LOCAL FINANCE • BUREAU OF LOCAL GOVERNMENT SERVICES • 2135 RIMROCK RD MADISON, WI 53713

Mailing Address:
PO Box 8971 #6-97
Madison WI 53708-8971
Fax: (608) 264-6887
lgs@wisconsin.gov

September 13, 2024

KIM MANN
TOWN OF LOWELL
W8906 W O'SIXTEEN RD
REESEVILLE WI 53579

Notice of Shared Revenue – 2025 Original Estimate

Notice Information

The Wisconsin Department of Revenue (DOR) is providing the **estimated** shared revenue amounts your local government will receive in 2025 under current state law for county and municipal aid, supplemental county and municipal aid, utility aid and the expenditure restraint incentive program. This does not include adjustments, shown on the July and November payment notices.

District	TOWN OF LOWELL	County	DODGE	Co-muni code	14-032
-----------------	----------------	---------------	-------	---------------------	--------

Estimate Information

For an explanation of each aid payment listed below, review the additional information in this notice.

2025 Original Estimate	
1. County and municipal aid	\$26,681.42
2. Utility aid	\$0.00
3. Supplemental county and municipal aid	\$50,695.87
4. Expenditure restraint incentive program	\$0.00
5. Total Estimated 2025 Payments (sum of Lines 1-4)	\$77,377.29

Payment Information

Your local government will receive two distributions in 2025 :

- July 28, 2025: 15% of Line 1, 2, and 3 and 100% of Line 4 (*shown above*)
- November 17, 2025: balance of your 2025 aid payments

County and Municipal Aid

Under state law, the county and municipal aid paid to each county and municipality must be equal to the amount determined in 2012 (sec. 79.036, Wis. Stats.) and adjusted for fallen protective services insurance reimbursement (sec. 79.036(4), Wis. Stats.).

County and Municipal Aid Calculation	
1. Prior year county and municipal aid	\$26,083.43
2. Increase due to sales tax revenue, including adjustments (<i>district changes</i>)	\$599.92
3. Fallen protective services insurance adjustment	-\$1.93
4. Fallen protective services insurance reimbursement (<i>reported to DOR</i>)	\$0.00
5. Total County and Municipal Aid (sum of Lines 1-4)	\$26,681.42

Utility Aid

- Under state law, utility aid is distributed to each county and municipality where tax-exempt utility property is located (sec. 79.04, Wis. Stats.)
- Utility companies report utility property information to DOR annually
- DOR uses the provided information to accurately calculate utility aid (*shown below*)

Utility Aid Calculation	
1. Net book value, <i>as of December 31, 2024 (including expected additions/retirements)</i>	\$0.00
2. Total net book value payment	\$0.00
3. Minimum payment	\$0.00
4. Megawatt capacity	0.0
5. Megawatt capacity payment	\$0.00
6. Closed/decommissioned production plant (phased down) payment	\$0.00
7. Subtotal (<i>sum of Lines 2, 3, 5 and 6</i>)	\$0.00
8. Population cap	\$492,150.00
9. Adjusted subtotal (<i>lesser of Line 7 or Line 8</i>)	\$0.00
10. Adjacent site incentive payment	\$0.00
11. Baseload incentive payment	\$0.00
12. Co-generation incentive payment	\$0.00
13. Alternative energy incentive payment	\$0.00
14. Total incentive payments (<i>sum of Lines 10 through 13</i>)	\$0.00
15. Spent nuclear fuel payment	\$0.00
16. Total Utility Aid – this is the utility aid payment listed on the front of the estimate (<i>sum of Lines 9, 14 and 15</i>)	\$0.00

Supplemental County and Municipal Aid

- Under state law, supplemental county and municipal aid paid to each county and municipality is determined by 2023 Wisconsin Act 12 (sec. 79.037, Wis. Stats.)
- For detailed information, review [county and municipal aid spreadsheet](#)

Supplemental County and Municipal Aid Calculation	
1. Prior year supplemental county and municipal aid	\$49,556.08
2. Increase due to sales tax revenue including adjustments (<i>district changes</i>)	\$1,139.79
3. Total Supplemental County and Municipal Aid (<i>sum of Lines 1 and 2</i>)	\$50,695.87

Expenditure Restraint Incentive Program

- Only municipalities are eligible to receive Expenditure Restraint Incentive Program (ERIP) payments
- Under state law, in 2025, each municipality will receive a payment that is equal to the amount of the payment received by the municipality in 2024 (sec. 79.05(4), Wis. Stats., from 2023 WI Act 12 – notwithstanding subs. (2) and (3))

Contact Information

If you have questions, contact us at lgs@wisconsin.gov, (608) 266-8618 or (608) 261-5167.



State of Wisconsin • DEPARTMENT OF REVENUE

DIVISION OF STATE AND LOCAL FINANCE • BUREAU OF LOCAL GOVERNMENT SERVICES • 2135 RIMROCK RD MADISON, WI 53713

Mailing Address:
PO Box 8971 #6-97
Madison WI 53708-8971
Fax: (608) 264-6887
lgs@wisconsin.gov

September 13, 2024

MICHELE PIEPER
TOWN OF OAK GROVE
W6084 STATE RD 33
JUNEAU WI 53039

Notice of Shared Revenue – 2025 Original Estimate

Notice Information

The Wisconsin Department of Revenue (DOR) is providing the **estimated** shared revenue amounts your local government will receive in 2025 under current state law for county and municipal aid, supplemental county and municipal aid, utility aid and the expenditure restraint incentive program. This does not include adjustments, shown on the July and November payment notices.

District	TOWN OF OAK GROVE	County	DODGE	Co-muni code	14-034
-----------------	-------------------	---------------	-------	---------------------	--------

Estimate Information

For an explanation of each aid payment listed below, review the additional information in this notice.

2025 Original Estimate	
1. County and municipal aid	\$24,209.94
2. Utility aid	\$0.00
3. Supplemental county and municipal aid	\$48,359.92
4. Expenditure restraint incentive program	\$0.00
5. Total Estimated 2025 Payments (sum of Lines 1-4)	\$72,569.86

Payment Information

Your local government will receive two distributions in 2025 :

- July 28, 2025: 15% of Line 1, 2, and 3 and 100% of Line 4 (*shown above*)
- November 17, 2025: balance of your 2025 aid payments

County and Municipal Aid

Under state law, the county and municipal aid paid to each county and municipality must be equal to the amount determined in 2012 (sec. 79.036, Wis. Stats.) and adjusted for fallen protective services insurance reimbursement (sec. 79.036(4), Wis. Stats.).

County and Municipal Aid Calculation	
1. Prior year county and municipal aid	\$23,667.34
2. Increase due to sales tax revenue, including adjustments (<i>district changes</i>)	\$544.35
3. Fallen protective services insurance adjustment	-\$1.75
4. Fallen protective services insurance reimbursement (<i>reported to DOR</i>)	\$0.00
5. Total County and Municipal Aid (sum of Lines 1-4)	\$24,209.94

Utility Aid

- Under state law, utility aid is distributed to each county and municipality where tax-exempt utility property is located (sec. 79.04, Wis. Stats.)
- Utility companies report utility property information to DOR annually
- DOR uses the provided information to accurately calculate utility aid (*shown below*)

Utility Aid Calculation	
1. Net book value, <i>as of December 31, 2024 (including expected additions/retirements)</i>	\$0.00
2. Total net book value payment	\$0.00
3. Minimum payment	\$0.00
4. Megawatt capacity	0.0
5. Megawatt capacity payment	\$0.00
6. Closed/decommissioned production plant (phased down) payment	\$0.00
7. Subtotal (<i>sum of Lines 2, 3, 5 and 6</i>)	\$0.00
8. Population cap	\$433,500.00
9. Adjusted subtotal (<i>lesser of Line 7 or Line 8</i>)	\$0.00
10. Adjacent site incentive payment	\$0.00
11. Baseload incentive payment	\$0.00
12. Co-generation incentive payment	\$0.00
13. Alternative energy incentive payment	\$0.00
14. Total incentive payments (<i>sum of Lines 10 through 13</i>)	\$0.00
15. Spent nuclear fuel payment	\$0.00
16. Total Utility Aid – this is the utility aid payment listed on the front of the estimate (<i>sum of Lines 9, 14 and 15</i>)	\$0.00

Supplemental County and Municipal Aid

- Under state law, supplemental county and municipal aid paid to each county and municipality is determined by 2023 Wisconsin Act 12 (sec. 79.037, Wis. Stats.)
- For detailed information, review [county and municipal aid spreadsheet](#)

Supplemental County and Municipal Aid Calculation	
1. Prior year supplemental county and municipal aid	\$47,272.65
2. Increase due to sales tax revenue including adjustments (<i>district changes</i>)	\$1,087.27
3. Total Supplemental County and Municipal Aid (<i>sum of Lines 1 and 2</i>)	\$48,359.92

Expenditure Restraint Incentive Program

- Only municipalities are eligible to receive Expenditure Restraint Incentive Program (ERIP) payments
- Under state law, in 2025, each municipality will receive a payment that is equal to the amount of the payment received by the municipality in 2024 (sec. 79.05(4), Wis. Stats., from 2023 WI Act 12 – notwithstanding subs. (2) and (3))

Contact Information

If you have questions, contact us at lgs@wisconsin.gov, (608) 266-8618 or (608) 261-5167.



State of Wisconsin • DEPARTMENT OF REVENUE

DIVISION OF STATE AND LOCAL FINANCE • BUREAU OF LOCAL GOVERNMENT SERVICES • 2135 RIMROCK RD MADISON, WI 53713

Mailing Address:
PO Box 8971 #6-97
Madison WI 53708-8971
Fax: (608) 264-6887
lgs@wisconsin.gov

September 13, 2024

NANCY THOMPSON
TOWN OF PORTLAND
N120 HICKORY LN
WATERLOO WI 53594-9604

Notice of Shared Revenue – 2025 Original Estimate

Notice Information

The Wisconsin Department of Revenue (DOR) is providing the **estimated** shared revenue amounts your local government will receive in 2025 under current state law for county and municipal aid, supplemental county and municipal aid, utility aid and the expenditure restraint incentive program. This does not include adjustments, shown on the July and November payment notices.

District	TOWN OF PORTLAND	County	DODGE	Co-muni code	14-036
-----------------	------------------	---------------	-------	---------------------	--------

Estimate Information

For an explanation of each aid payment listed below, review the additional information in this notice.

2025 Original Estimate	
1. County and municipal aid	\$23,719.42
2. Utility aid	\$0.00
3. Supplemental county and municipal aid	\$49,373.36
4. Expenditure restraint incentive program	\$0.00
5. Total Estimated 2025 Payments (sum of Lines 1-4)	\$73,092.78

Payment Information

Your local government will receive two distributions in 2025 :

- July 28, 2025: 15% of Line 1, 2, and 3 and 100% of Line 4 (*shown above*)
- November 17, 2025: balance of your 2025 aid payments

County and Municipal Aid

Under state law, the county and municipal aid paid to each county and municipality must be equal to the amount determined in 2012 (sec. 79.036, Wis. Stats.) and adjusted for fallen protective services insurance reimbursement (sec. 79.036(4), Wis. Stats.).

County and Municipal Aid Calculation	
1. Prior year county and municipal aid	\$23,187.81
2. Increase due to sales tax revenue, including adjustments (<i>district changes</i>)	\$533.32
3. Fallen protective services insurance adjustment	-\$1.71
4. Fallen protective services insurance reimbursement (<i>reported to DOR</i>)	\$0.00
5. Total County and Municipal Aid (sum of Lines 1-4)	\$23,719.42

Utility Aid

- Under state law, utility aid is distributed to each county and municipality where tax-exempt utility property is located (sec. 79.04, Wis. Stats.)
- Utility companies report utility property information to DOR annually
- DOR uses the provided information to accurately calculate utility aid (*shown below*)

Utility Aid Calculation	
1. Net book value, <i>as of December 31, 2024 (including expected additions/retirements)</i>	\$0.00
2. Total net book value payment	\$0.00
3. Minimum payment	\$0.00
4. Megawatt capacity	0.0
5. Megawatt capacity payment	\$0.00
6. Closed/decommissioned production plant (phased down) payment	\$0.00
7. Subtotal (<i>sum of Lines 2, 3, 5 and 6</i>)	\$0.00
8. Population cap	\$467,500.00
9. Adjusted subtotal (<i>lesser of Line 7 or Line 8</i>)	\$0.00
10. Adjacent site incentive payment	\$0.00
11. Baseload incentive payment	\$0.00
12. Co-generation incentive payment	\$0.00
13. Alternative energy incentive payment	\$0.00
14. Total incentive payments (<i>sum of Lines 10 through 13</i>)	\$0.00
15. Spent nuclear fuel payment	\$0.00
16. Total Utility Aid – this is the utility aid payment listed on the front of the estimate (<i>sum of Lines 9, 14 and 15</i>)	\$0.00

Supplemental County and Municipal Aid

- Under state law, supplemental county and municipal aid paid to each county and municipality is determined by 2023 Wisconsin Act 12 (sec. 79.037, Wis. Stats.)
- For detailed information, review [county and municipal aid spreadsheet](#)

Supplemental County and Municipal Aid Calculation	
1. Prior year supplemental county and municipal aid	\$48,263.30
2. Increase due to sales tax revenue including adjustments (<i>district changes</i>)	\$1,110.06
3. Total Supplemental County and Municipal Aid (<i>sum of Lines 1 and 2</i>)	\$49,373.36

Expenditure Restraint Incentive Program

- Only municipalities are eligible to receive Expenditure Restraint Incentive Program (ERIP) payments
- Under state law, in 2025, each municipality will receive a payment that is equal to the amount of the payment received by the municipality in 2024 (sec. 79.05(4), Wis. Stats., from 2023 WI Act 12 – notwithstanding subs. (2) and (3))

Contact Information

If you have questions, contact us at lgs@wisconsin.gov, (608) 266-8618 or (608) 261-5167.



State of Wisconsin • DEPARTMENT OF REVENUE

DIVISION OF STATE AND LOCAL FINANCE • BUREAU OF LOCAL GOVERNMENT SERVICES • 2135 RIMROCK RD MADISON, WI 53713

Mailing Address:
PO Box 8971 #6-97
Madison WI 53708-8971
Fax: (608) 264-6887
lgs@wisconsin.gov

September 13, 2024

CINDY WHITBECK
TOWN OF RUBICON
N3864 COUNTY RD P, PO BOX 105
RUBICON WI 53078-0105

Notice of Shared Revenue – 2025 Original Estimate

Notice Information

The Wisconsin Department of Revenue (DOR) is providing the **estimated** shared revenue amounts your local government will receive in 2025 under current state law for county and municipal aid, supplemental county and municipal aid, utility aid and the expenditure restraint incentive program. This does not include adjustments, shown on the July and November payment notices.

District	TOWN OF RUBICON	County	DODGE	Co-muni code	14-038
-----------------	-----------------	---------------	-------	---------------------	--------

Estimate Information

For an explanation of each aid payment listed below, review the additional information in this notice.

2025 Original Estimate	
1. County and municipal aid	\$26,092.21
2. Utility aid	\$16,178.57
3. Supplemental county and municipal aid	\$67,430.91
4. Expenditure restraint incentive program	\$0.00
5. Total Estimated 2025 Payments (sum of Lines 1-4)	\$109,701.69

Payment Information

Your local government will receive two distributions in 2025 :

- July 28, 2025: 15% of Line 1, 2, and 3 and 100% of Line 4 (*shown above*)
- November 17, 2025: balance of your 2025 aid payments

County and Municipal Aid

Under state law, the county and municipal aid paid to each county and municipality must be equal to the amount determined in 2012 (sec. 79.036, Wis. Stats.) and adjusted for fallen protective services insurance reimbursement (sec. 79.036(4), Wis. Stats.).

County and Municipal Aid Calculation	
1. Prior year county and municipal aid	\$25,507.43
2. Increase due to sales tax revenue, including adjustments (<i>district changes</i>)	\$586.67
3. Fallen protective services insurance adjustment	-\$1.89
4. Fallen protective services insurance reimbursement (<i>reported to DOR</i>)	\$0.00
5. Total County and Municipal Aid (sum of Lines 1-4)	\$26,092.21

Utility Aid

- Under state law, utility aid is distributed to each county and municipality where tax-exempt utility property is located (sec. 79.04, Wis. Stats.)
- Utility companies report utility property information to DOR annually
- DOR uses the provided information to accurately calculate utility aid (*shown below*)

Utility Aid Calculation	
1. Net book value, as of December 31, 2024 (including expected additions/retirements)	\$5,392,857.00
2. Total net book value payment	\$16,178.57
3. Minimum payment	\$0.00
4. Megawatt capacity	0.0
5. Megawatt capacity payment	\$0.00
6. Closed/decommissioned production plant (phased down) payment	\$0.00
7. Subtotal (sum of Lines 2, 3, 5 and 6)	\$16,178.57
8. Population cap	\$909,500.00
9. Adjusted subtotal (lesser of Line 7 or Line 8)	\$16,178.57
10. Adjacent site incentive payment	\$0.00
11. Baseload incentive payment	\$0.00
12. Co-generation incentive payment	\$0.00
13. Alternative energy incentive payment	\$0.00
14. Total incentive payments (sum of Lines 10 through 13)	\$0.00
15. Spent nuclear fuel payment	\$0.00
16. Total Utility Aid – this is the utility aid payment listed on the front of the estimate (sum of Lines 9, 14 and 15)	\$16,178.57

Supplemental County and Municipal Aid

- Under state law, supplemental county and municipal aid paid to each county and municipality is determined by 2023 Wisconsin Act 12 (sec. 79.037, Wis. Stats.)
- For detailed information, review [county and municipal aid spreadsheet](#)

Supplemental County and Municipal Aid Calculation	
1. Prior year supplemental county and municipal aid	\$65,914.87
2. Increase due to sales tax revenue including adjustments (<i>district changes</i>)	\$1,516.04
3. Total Supplemental County and Municipal Aid (sum of Lines 1 and 2)	\$67,430.91

Expenditure Restraint Incentive Program

- Only municipalities are eligible to receive Expenditure Restraint Incentive Program (ERIP) payments
- Under state law, in 2025, each municipality will receive a payment that is equal to the amount of the payment received by the municipality in 2024 (sec. 79.05(4), Wis. Stats., from 2023 WI Act 12 – notwithstanding subs. (2) and (3))

Contact Information

If you have questions, contact us at lgs@wisconsin.gov, (608) 266-8618 or (608) 261-5167.



State of Wisconsin • DEPARTMENT OF REVENUE

DIVISION OF STATE AND LOCAL FINANCE • BUREAU OF LOCAL GOVERNMENT SERVICES • 2135 RIMROCK RD MADISON, WI 53713

Mailing Address:
PO Box 8971 #6-97
Madison WI 53708-8971
Fax: (608) 264-6887
lgs@wisconsin.gov

September 13, 2024

JULIE KLUSKEN
TOWN OF SHIELDS
N1638 WOOD ROAD
WATERTOWN WI 53098

Notice of Shared Revenue – 2025 Original Estimate

Notice Information

The Wisconsin Department of Revenue (DOR) is providing the **estimated** shared revenue amounts your local government will receive in 2025 under current state law for county and municipal aid, supplemental county and municipal aid, utility aid and the expenditure restraint incentive program. This does not include adjustments, shown on the July and November payment notices.

District	TOWN OF SHIELDS	County	DODGE	Co-muni code	14-040
-----------------	-----------------	---------------	-------	---------------------	--------

Estimate Information

For an explanation of each aid payment listed below, review the additional information in this notice.

2025 Original Estimate	
1. County and municipal aid	\$14,912.81
2. Utility aid	\$0.00
3. Supplemental county and municipal aid	\$39,459.04
4. Expenditure restraint incentive program	\$0.00
5. Total Estimated 2025 Payments (sum of Lines 1-4)	\$54,371.85

Payment Information

Your local government will receive two distributions in 2025 :

- July 28, 2025: 15% of Line 1, 2, and 3 and 100% of Line 4 (*shown above*)
- November 17, 2025: balance of your 2025 aid payments

County and Municipal Aid

Under state law, the county and municipal aid paid to each county and municipality must be equal to the amount determined in 2012 (sec. 79.036, Wis. Stats.) and adjusted for fallen protective services insurance reimbursement (sec. 79.036(4), Wis. Stats.).

County and Municipal Aid Calculation	
1. Prior year county and municipal aid	\$14,578.58
2. Increase due to sales tax revenue, including adjustments (<i>district changes</i>)	\$335.31
3. Fallen protective services insurance adjustment	-\$1.08
4. Fallen protective services insurance reimbursement (<i>reported to DOR</i>)	\$0.00
5. Total County and Municipal Aid (sum of Lines 1-4)	\$14,912.81

Utility Aid

- Under state law, utility aid is distributed to each county and municipality where tax-exempt utility property is located (sec. 79.04, Wis. Stats.)
- Utility companies report utility property information to DOR annually
- DOR uses the provided information to accurately calculate utility aid (*shown below*)

Utility Aid Calculation	
1. Net book value, <i>as of December 31, 2024 (including expected additions/retirements)</i>	\$0.00
2. Total net book value payment	\$0.00
3. Minimum payment	\$0.00
4. Megawatt capacity	0.0
5. Megawatt capacity payment	\$0.00
6. Closed/decommissioned production plant (phased down) payment	\$0.00
7. Subtotal (<i>sum of Lines 2, 3, 5 and 6</i>)	\$0.00
8. Population cap	\$218,025.00
9. Adjusted subtotal (<i>lesser of Line 7 or Line 8</i>)	\$0.00
10. Adjacent site incentive payment	\$0.00
11. Baseload incentive payment	\$0.00
12. Co-generation incentive payment	\$0.00
13. Alternative energy incentive payment	\$0.00
14. Total incentive payments (<i>sum of Lines 10 through 13</i>)	\$0.00
15. Spent nuclear fuel payment	\$0.00
16. Total Utility Aid – this is the utility aid payment listed on the front of the estimate (<i>sum of Lines 9, 14 and 15</i>)	\$0.00

Supplemental County and Municipal Aid

- Under state law, supplemental county and municipal aid paid to each county and municipality is determined by 2023 Wisconsin Act 12 (sec. 79.037, Wis. Stats.)
- For detailed information, review [county and municipal aid spreadsheet](#)

Supplemental County and Municipal Aid Calculation	
1. Prior year supplemental county and municipal aid	\$38,571.89
2. Increase due to sales tax revenue including adjustments (<i>district changes</i>)	\$887.15
3. Total Supplemental County and Municipal Aid (<i>sum of Lines 1 and 2</i>)	\$39,459.04

Expenditure Restraint Incentive Program

- Only municipalities are eligible to receive Expenditure Restraint Incentive Program (ERIP) payments
- Under state law, in 2025, each municipality will receive a payment that is equal to the amount of the payment received by the municipality in 2024 (sec. 79.05(4), Wis. Stats., from 2023 WI Act 12 – notwithstanding subs. (2) and (3))

Contact Information

If you have questions, contact us at lgs@wisconsin.gov, (608) 266-8618 or (608) 261-5167.



State of Wisconsin • DEPARTMENT OF REVENUE

DIVISION OF STATE AND LOCAL FINANCE • BUREAU OF LOCAL GOVERNMENT SERVICES • 2135 RIMROCK RD MADISON, WI 53713

Mailing Address:
PO Box 8971 #6-97
Madison WI 53708-8971
Fax: (608) 264-6887
lgs@wisconsin.gov

September 13, 2024

CHRISTINE STEGER
TOWN OF THERESA
W913 COUNTY RD DD
THERESA WI 53091

Notice of Shared Revenue – 2025 Original Estimate

Notice Information

The Wisconsin Department of Revenue (DOR) is providing the **estimated** shared revenue amounts your local government will receive in 2025 under current state law for county and municipal aid, supplemental county and municipal aid, utility aid and the expenditure restraint incentive program. This does not include adjustments, shown on the July and November payment notices.

District	TOWN OF THERESA	County	DODGE	Co-muni code	14-042
-----------------	-----------------	---------------	-------	---------------------	--------

Estimate Information

For an explanation of each aid payment listed below, review the additional information in this notice.

2025 Original Estimate	
1. County and municipal aid	\$30,434.82
2. Utility aid	\$700.88
3. Supplemental county and municipal aid	\$49,390.53
4. Expenditure restraint incentive program	\$0.00
5. Total Estimated 2025 Payments (sum of Lines 1-4)	\$80,526.23

Payment Information

Your local government will receive two distributions in 2025 :

- July 28, 2025: 15% of Line 1, 2, and 3 and 100% of Line 4 (*shown above*)
- November 17, 2025: balance of your 2025 aid payments

County and Municipal Aid

Under state law, the county and municipal aid paid to each county and municipality must be equal to the amount determined in 2012 (sec. 79.036, Wis. Stats.) and adjusted for fallen protective services insurance reimbursement (sec. 79.036(4), Wis. Stats.).

County and Municipal Aid Calculation	
1. Prior year county and municipal aid	\$29,752.71
2. Increase due to sales tax revenue, including adjustments (<i>district changes</i>)	\$684.31
3. Fallen protective services insurance adjustment	-\$2.20
4. Fallen protective services insurance reimbursement (<i>reported to DOR</i>)	\$0.00
5. Total County and Municipal Aid (sum of Lines 1-4)	\$30,434.82

Utility Aid

- Under state law, utility aid is distributed to each county and municipality where tax-exempt utility property is located (sec. 79.04, Wis. Stats.)
- Utility companies report utility property information to DOR annually
- DOR uses the provided information to accurately calculate utility aid (*shown below*)

Utility Aid Calculation	
1. Net book value, <i>as of December 31, 2024 (including expected additions/retirements)</i>	\$233,628.00
2. Total net book value payment	\$700.88
3. Minimum payment	\$0.00
4. Megawatt capacity	0.0
5. Megawatt capacity payment	\$0.00
6. Closed/decommissioned production plant (phased down) payment	\$0.00
7. Subtotal (<i>sum of Lines 2, 3, 5 and 6</i>)	\$700.88
8. Population cap	\$461,550.00
9. Adjusted subtotal (<i>lesser of Line 7 or Line 8</i>)	\$700.88
10. Adjacent site incentive payment	\$0.00
11. Baseload incentive payment	\$0.00
12. Co-generation incentive payment	\$0.00
13. Alternative energy incentive payment	\$0.00
14. Total incentive payments (<i>sum of Lines 10 through 13</i>)	\$0.00
15. Spent nuclear fuel payment	\$0.00
16. Total Utility Aid – this is the utility aid payment listed on the front of the estimate (<i>sum of Lines 9, 14 and 15</i>)	\$700.88

Supplemental County and Municipal Aid

- Under state law, supplemental county and municipal aid paid to each county and municipality is determined by 2023 Wisconsin Act 12 (sec. 79.037, Wis. Stats.)
- For detailed information, review [county and municipal aid spreadsheet](#)

Supplemental County and Municipal Aid Calculation	
1. Prior year supplemental county and municipal aid	\$48,280.09
2. Increase due to sales tax revenue including adjustments (<i>district changes</i>)	\$1,110.44
3. Total Supplemental County and Municipal Aid (<i>sum of Lines 1 and 2</i>)	\$49,390.53

Expenditure Restraint Incentive Program

- Only municipalities are eligible to receive Expenditure Restraint Incentive Program (ERIP) payments
- Under state law, in 2025, each municipality will receive a payment that is equal to the amount of the payment received by the municipality in 2024 (sec. 79.05(4), Wis. Stats., from 2023 WI Act 12 – notwithstanding subs. (2) and (3))

Contact Information

If you have questions, contact us at lgs@wisconsin.gov, (608) 266-8618 or (608) 261-5167.



State of Wisconsin • DEPARTMENT OF REVENUE

DIVISION OF STATE AND LOCAL FINANCE • BUREAU OF LOCAL GOVERNMENT SERVICES • 2135 RIMROCK RD MADISON, WI 53713

Mailing Address:
PO Box 8971 #6-97
Madison WI 53708-8971
Fax: (608) 264-6887
lgs@wisconsin.gov

September 13, 2024

KARLA ZIMMERMAN
TOWN OF TRENTON
N10584 JERSEY ROAD
FOX LAKE WI 53933

Notice of Shared Revenue – 2025 Original Estimate

Notice Information

The Wisconsin Department of Revenue (DOR) is providing the **estimated** shared revenue amounts your local government will receive in 2025 under current state law for county and municipal aid, supplemental county and municipal aid, utility aid and the expenditure restraint incentive program. This does not include adjustments, shown on the July and November payment notices.

District	TOWN OF TRENTON	County	DODGE	Co-muni code	14-044
-----------------	-----------------	---------------	-------	---------------------	--------

Estimate Information

For an explanation of each aid payment listed below, review the additional information in this notice.

2025 Original Estimate	
1. County and municipal aid	\$17,168.73
2. Utility aid	\$0.00
3. Supplemental county and municipal aid	\$51,657.61
4. Expenditure restraint incentive program	\$0.00
5. Total Estimated 2025 Payments (sum of Lines 1-4)	\$68,826.34

Payment Information

Your local government will receive two distributions in 2025 :

- July 28, 2025: 15% of Line 1, 2, and 3 and 100% of Line 4 (*shown above*)
- November 17, 2025: balance of your 2025 aid payments

County and Municipal Aid

Under state law, the county and municipal aid paid to each county and municipality must be equal to the amount determined in 2012 (sec. 79.036, Wis. Stats.) and adjusted for fallen protective services insurance reimbursement (sec. 79.036(4), Wis. Stats.).

County and Municipal Aid Calculation	
1. Prior year county and municipal aid	\$16,783.94
2. Increase due to sales tax revenue, including adjustments (<i>district changes</i>)	\$386.03
3. Fallen protective services insurance adjustment	-\$1.24
4. Fallen protective services insurance reimbursement (<i>reported to DOR</i>)	\$0.00
5. Total County and Municipal Aid (sum of Lines 1-4)	\$17,168.73

Utility Aid

- Under state law, utility aid is distributed to each county and municipality where tax-exempt utility property is located (sec. 79.04, Wis. Stats.)
- Utility companies report utility property information to DOR annually
- DOR uses the provided information to accurately calculate utility aid (*shown below*)

Utility Aid Calculation	
1. Net book value, <i>as of December 31, 2024 (including expected additions/retirements)</i>	\$0.00
2. Total net book value payment	\$0.00
3. Minimum payment	\$0.00
4. Megawatt capacity	0.0
5. Megawatt capacity payment	\$0.00
6. Closed/decommissioned production plant (phased down) payment	\$0.00
7. Subtotal (<i>sum of Lines 2, 3, 5 and 6</i>)	\$0.00
8. Population cap	\$514,675.00
9. Adjusted subtotal (<i>lesser of Line 7 or Line 8</i>)	\$0.00
10. Adjacent site incentive payment	\$0.00
11. Baseload incentive payment	\$0.00
12. Co-generation incentive payment	\$0.00
13. Alternative energy incentive payment	\$0.00
14. Total incentive payments (<i>sum of Lines 10 through 13</i>)	\$0.00
15. Spent nuclear fuel payment	\$0.00
16. Total Utility Aid – this is the utility aid payment listed on the front of the estimate (<i>sum of Lines 9, 14 and 15</i>)	\$0.00

Supplemental County and Municipal Aid

- Under state law, supplemental county and municipal aid paid to each county and municipality is determined by 2023 Wisconsin Act 12 (sec. 79.037, Wis. Stats.)
- For detailed information, review [county and municipal aid spreadsheet](#)

Supplemental County and Municipal Aid Calculation	
1. Prior year supplemental county and municipal aid	\$50,496.20
2. Increase due to sales tax revenue including adjustments (<i>district changes</i>)	\$1,161.41
3. Total Supplemental County and Municipal Aid (<i>sum of Lines 1 and 2</i>)	\$51,657.61

Expenditure Restraint Incentive Program

- Only municipalities are eligible to receive Expenditure Restraint Incentive Program (ERIP) payments
- Under state law, in 2025, each municipality will receive a payment that is equal to the amount of the payment received by the municipality in 2024 (sec. 79.05(4), Wis. Stats., from 2023 WI Act 12 – notwithstanding subs. (2) and (3))

Contact Information

If you have questions, contact us at lgs@wisconsin.gov, (608) 266-8618 or (608) 261-5167.



State of Wisconsin • DEPARTMENT OF REVENUE

DIVISION OF STATE AND LOCAL FINANCE • BUREAU OF LOCAL GOVERNMENT SERVICES • 2135 RIMROCK RD MADISON, WI 53713

Mailing Address:
PO Box 8971 #6-97
Madison WI 53708-8971
Fax: (608) 264-6887
lgs@wisconsin.gov

September 13, 2024

GAIL WHITE
TOWN OF WESTFORD
W10058 COUNTY ROAD CC
BEAVER DAM WI 53916

Notice of Shared Revenue – 2025 Original Estimate

Notice Information

The Wisconsin Department of Revenue (DOR) is providing the **estimated** shared revenue amounts your local government will receive in 2025 under current state law for county and municipal aid, supplemental county and municipal aid, utility aid and the expenditure restraint incentive program. This does not include adjustments, shown on the July and November payment notices.

District	TOWN OF WESTFORD	County	DODGE	Co-muni code	14-046
-----------------	------------------	---------------	-------	---------------------	--------

Estimate Information

For an explanation of each aid payment listed below, review the additional information in this notice.

2025 Original Estimate	
1. County and municipal aid	\$16,909.54
2. Utility aid	\$0.00
3. Supplemental county and municipal aid	\$53,340.51
4. Expenditure restraint incentive program	\$0.00
5. Total Estimated 2025 Payments (sum of Lines 1-4)	\$70,250.05

Payment Information

Your local government will receive two distributions in 2025 :

- July 28, 2025: 15% of Line 1, 2, and 3 and 100% of Line 4 (*shown above*)
- November 17, 2025: balance of your 2025 aid payments

County and Municipal Aid

Under state law, the county and municipal aid paid to each county and municipality must be equal to the amount determined in 2012 (sec. 79.036, Wis. Stats.) and adjusted for fallen protective services insurance reimbursement (sec. 79.036(4), Wis. Stats.).

County and Municipal Aid Calculation	
1. Prior year county and municipal aid	\$16,530.56
2. Increase due to sales tax revenue, including adjustments (<i>district changes</i>)	\$380.20
3. Fallen protective services insurance adjustment	-\$1.22
4. Fallen protective services insurance reimbursement (<i>reported to DOR</i>)	\$0.00
5. Total County and Municipal Aid (sum of Lines 1-4)	\$16,909.54

Utility Aid

- Under state law, utility aid is distributed to each county and municipality where tax-exempt utility property is located (sec. 79.04, Wis. Stats.)
- Utility companies report utility property information to DOR annually
- DOR uses the provided information to accurately calculate utility aid (*shown below*)

Utility Aid Calculation	
1. Net book value, <i>as of December 31, 2024 (including expected additions/retirements)</i>	\$0.00
2. Total net book value payment	\$0.00
3. Minimum payment	\$0.00
4. Megawatt capacity	0.0
5. Megawatt capacity payment	\$0.00
6. Closed/decommissioned production plant (phased down) payment	\$0.00
7. Subtotal (<i>sum of Lines 2, 3, 5 and 6</i>)	\$0.00
8. Population cap	\$554,625.00
9. Adjusted subtotal (<i>lesser of Line 7 or Line 8</i>)	\$0.00
10. Adjacent site incentive payment	\$0.00
11. Baseload incentive payment	\$0.00
12. Co-generation incentive payment	\$0.00
13. Alternative energy incentive payment	\$0.00
14. Total incentive payments (<i>sum of Lines 10 through 13</i>)	\$0.00
15. Spent nuclear fuel payment	\$0.00
16. Total Utility Aid – this is the utility aid payment listed on the front of the estimate (<i>sum of Lines 9, 14 and 15</i>)	\$0.00

Supplemental County and Municipal Aid

- Under state law, supplemental county and municipal aid paid to each county and municipality is determined by 2023 Wisconsin Act 12 (sec. 79.037, Wis. Stats.)
- For detailed information, review [county and municipal aid spreadsheet](#)

Supplemental County and Municipal Aid Calculation	
1. Prior year supplemental county and municipal aid	\$52,141.26
2. Increase due to sales tax revenue including adjustments (<i>district changes</i>)	\$1,199.25
3. Total Supplemental County and Municipal Aid (<i>sum of Lines 1 and 2</i>)	\$53,340.51

Expenditure Restraint Incentive Program

- Only municipalities are eligible to receive Expenditure Restraint Incentive Program (ERIP) payments
- Under state law, in 2025, each municipality will receive a payment that is equal to the amount of the payment received by the municipality in 2024 (sec. 79.05(4), Wis. Stats., from 2023 WI Act 12 – notwithstanding subs. (2) and (3))

Contact Information

If you have questions, contact us at lgs@wisconsin.gov, (608) 266-8618 or (608) 261-5167.



State of Wisconsin • DEPARTMENT OF REVENUE

DIVISION OF STATE AND LOCAL FINANCE • BUREAU OF LOCAL GOVERNMENT SERVICES • 2135 RIMROCK RD MADISON, WI 53713

Mailing Address:
PO Box 8971 #6-97
Madison WI 53708-8971
Fax: (608) 264-6887
lgs@wisconsin.gov

September 13, 2024

MELISSA CLIPPINGER
TOWN OF WILLIAMSTOWN
W3275 COUNTY ROAD TW
MAYVILLE WI 53050-2221

Notice of Shared Revenue – 2025 Original Estimate

Notice Information

The Wisconsin Department of Revenue (DOR) is providing the **estimated** shared revenue amounts your local government will receive in 2025 under current state law for county and municipal aid, supplemental county and municipal aid, utility aid and the expenditure restraint incentive program. This does not include adjustments, shown on the July and November payment notices.

District	TOWN OF WILLIAMSTOWN	County	DODGE	Co-muni code	14-048
-----------------	----------------------	---------------	-------	---------------------	--------

Estimate Information

For an explanation of each aid payment listed below, review the additional information in this notice.

2025 Original Estimate	
1. County and municipal aid	\$17.54
2. Utility aid	\$0.00
3. Supplemental county and municipal aid	\$19.91
4. Expenditure restraint incentive program	\$0.00
5. Total Estimated 2025 Payments (sum of Lines 1-4)	\$37.45

Payment Information

Your local government will receive two distributions in 2025 :

- July 28, 2025: 15% of Line 1, 2, and 3 and 100% of Line 4 (*shown above*)
- November 17, 2025: balance of your 2025 aid payments

County and Municipal Aid

Under state law, the county and municipal aid paid to each county and municipality must be equal to the amount determined in 2012 (sec. 79.036, Wis. Stats.) and adjusted for fallen protective services insurance reimbursement (sec. 79.036(4), Wis. Stats.).

County and Municipal Aid Calculation	
1. Prior year county and municipal aid	\$17.15
2. Increase due to sales tax revenue, including adjustments (<i>district changes</i>)	\$0.39
3. Fallen protective services insurance adjustment	\$0.00
4. Fallen protective services insurance reimbursement (<i>reported to DOR</i>)	\$0.00
5. Total County and Municipal Aid (sum of Lines 1-4)	\$17.54

Utility Aid

- Under state law, utility aid is distributed to each county and municipality where tax-exempt utility property is located (sec. 79.04, Wis. Stats.)
- Utility companies report utility property information to DOR annually
- DOR uses the provided information to accurately calculate utility aid (*shown below*)

Utility Aid Calculation	
1. Net book value, <i>as of December 31, 2024 (including expected additions/retirements)</i>	\$0.00
2. Total net book value payment	\$0.00
3. Minimum payment	\$0.00
4. Megawatt capacity	0.0
5. Megawatt capacity payment	\$0.00
6. Closed/decommissioned production plant (phased down) payment	\$0.00
7. Subtotal (<i>sum of Lines 2, 3, 5 and 6</i>)	\$0.00
8. Population cap	\$0.00
9. Adjusted subtotal (<i>lesser of Line 7 or Line 8</i>)	\$0.00
10. Adjacent site incentive payment	\$0.00
11. Baseload incentive payment	\$0.00
12. Co-generation incentive payment	\$0.00
13. Alternative energy incentive payment	\$0.00
14. Total incentive payments (<i>sum of Lines 10 through 13</i>)	\$0.00
15. Spent nuclear fuel payment	\$0.00
16. Total Utility Aid – this is the utility aid payment listed on the front of the estimate (<i>sum of Lines 9, 14 and 15</i>)	\$0.00

Supplemental County and Municipal Aid

- Under state law, supplemental county and municipal aid paid to each county and municipality is determined by 2023 Wisconsin Act 12 (sec. 79.037, Wis. Stats.)
- For detailed information, review [county and municipal aid spreadsheet](#)

Supplemental County and Municipal Aid Calculation	
1. Prior year supplemental county and municipal aid	\$19.46
2. Increase due to sales tax revenue including adjustments (<i>district changes</i>)	\$0.45
3. Total Supplemental County and Municipal Aid (<i>sum of Lines 1 and 2</i>)	\$19.91

Expenditure Restraint Incentive Program

- Only municipalities are eligible to receive Expenditure Restraint Incentive Program (ERIP) payments
- Under state law, in 2025, each municipality will receive a payment that is equal to the amount of the payment received by the municipality in 2024 (sec. 79.05(4), Wis. Stats., from 2023 WI Act 12 – notwithstanding subs. (2) and (3))

Contact Information

If you have questions, contact us at lgs@wisconsin.gov, (608) 266-8618 or (608) 261-5167.



State of Wisconsin • DEPARTMENT OF REVENUE

DIVISION OF STATE AND LOCAL FINANCE • BUREAU OF LOCAL GOVERNMENT SERVICES • 2135 RIMROCK RD MADISON, WI 53713

Mailing Address:
PO Box 8971 #6-97
Madison WI 53708-8971
Fax: (608) 264-6887
lgs@wisconsin.gov

September 13, 2024

KATHRYN HULL
VILLAGE OF BROWNSVILLE
871 MAIN STREET, PO BOX 308
BROWNSVILLE WI 53006-0308

Notice of Shared Revenue – 2025 Original Estimate

Notice Information

The Wisconsin Department of Revenue (DOR) is providing the **estimated** shared revenue amounts your local government will receive in 2025 under current state law for county and municipal aid, supplemental county and municipal aid, utility aid and the expenditure restraint incentive program. This does not include adjustments, shown on the July and November payment notices.

District	VILLAGE OF BROWNSVILLE	County	DODGE	Co-muni code	14-106
-----------------	------------------------	---------------	-------	---------------------	--------

Estimate Information

For an explanation of each aid payment listed below, review the additional information in this notice.

2025 Original Estimate	
1. County and municipal aid	\$23,225.38
2. Utility aid	\$4,193.50
3. Supplemental county and municipal aid	\$41,521.53
4. Expenditure restraint incentive program	\$0.00
5. Total Estimated 2025 Payments (sum of Lines 1-4)	\$68,940.41

Payment Information

Your local government will receive two distributions in 2025 :

- July 28, 2025: 15% of Line 1, 2, and 3 and 100% of Line 4 (*shown above*)
- November 17, 2025: balance of your 2025 aid payments

County and Municipal Aid

Under state law, the county and municipal aid paid to each county and municipality must be equal to the amount determined in 2012 (sec. 79.036, Wis. Stats.) and adjusted for fallen protective services insurance reimbursement (sec. 79.036(4), Wis. Stats.).

County and Municipal Aid Calculation	
1. Prior year county and municipal aid	\$22,704.85
2. Increase due to sales tax revenue, including adjustments (<i>district changes</i>)	\$522.21
3. Fallen protective services insurance adjustment	-\$1.68
4. Fallen protective services insurance reimbursement (<i>reported to DOR</i>)	\$0.00
5. Total County and Municipal Aid (sum of Lines 1-4)	\$23,225.38

Utility Aid

- Under state law, utility aid is distributed to each county and municipality where tax-exempt utility property is located (sec. 79.04, Wis. Stats.)
- Utility companies report utility property information to DOR annually
- DOR uses the provided information to accurately calculate utility aid (*shown below*)

Utility Aid Calculation	
1. Net book value, <i>as of December 31, 2024 (including expected additions/retirements)</i>	\$698,916.00
2. Total net book value payment	\$4,193.50
3. Minimum payment	\$0.00
4. Megawatt capacity	0.0
5. Megawatt capacity payment	\$0.00
6. Closed/decommissioned production plant (phased down) payment	\$0.00
7. Subtotal (<i>sum of Lines 2, 3, 5 and 6</i>)	\$4,193.50
8. Population cap	\$276,675.00
9. Adjusted subtotal (<i>lesser of Line 7 or Line 8</i>)	\$4,193.50
10. Adjacent site incentive payment	\$0.00
11. Baseload incentive payment	\$0.00
12. Co-generation incentive payment	\$0.00
13. Alternative energy incentive payment	\$0.00
14. Total incentive payments (<i>sum of Lines 10 through 13</i>)	\$0.00
15. Spent nuclear fuel payment	\$0.00
16. Total Utility Aid – this is the utility aid payment listed on the front of the estimate (<i>sum of Lines 9, 14 and 15</i>)	\$4,193.50

Supplemental County and Municipal Aid

- Under state law, supplemental county and municipal aid paid to each county and municipality is determined by 2023 Wisconsin Act 12 (sec. 79.037, Wis. Stats.)
- For detailed information, review [county and municipal aid spreadsheet](#)

Supplemental County and Municipal Aid Calculation	
1. Prior year supplemental county and municipal aid	\$40,588.01
2. Increase due to sales tax revenue including adjustments (<i>district changes</i>)	\$933.52
3. Total Supplemental County and Municipal Aid (<i>sum of Lines 1 and 2</i>)	\$41,521.53

Expenditure Restraint Incentive Program

- Only municipalities are eligible to receive Expenditure Restraint Incentive Program (ERIP) payments
- Under state law, in 2025, each municipality will receive a payment that is equal to the amount of the payment received by the municipality in 2024 (sec. 79.05(4), Wis. Stats., from 2023 WI Act 12 – notwithstanding subs. (2) and (3))

Contact Information

If you have questions, contact us at lgs@wisconsin.gov, (608) 266-8618 or (608) 261-5167.



State of Wisconsin • DEPARTMENT OF REVENUE

DIVISION OF STATE AND LOCAL FINANCE • BUREAU OF LOCAL GOVERNMENT SERVICES • 2135 RIMROCK RD MADISON, WI 53713

Mailing Address:
PO Box 8971 #6-97
Madison WI 53708-8971
Fax: (608) 264-6887
lgs@wisconsin.gov

September 13, 2024

CONNIE KREITZMAN
VILLAGE OF CLYMAN
VILLAGE OF CLYMAN
PO BOX 129
CLYMAN WI 53016

Notice of Shared Revenue – 2025 Original Estimate

Notice Information

The Wisconsin Department of Revenue (DOR) is providing the **estimated** shared revenue amounts your local government will receive in 2025 under current state law for county and municipal aid, supplemental county and municipal aid, utility aid and the expenditure restraint incentive program. This does not include adjustments, shown on the July and November payment notices.

District	VILLAGE OF CLYMAN	County	DODGE	Co-muni code	14-111
-----------------	-------------------	---------------	-------	---------------------	--------

Estimate Information

For an explanation of each aid payment listed below, review the additional information in this notice.

2025 Original Estimate	
1. County and municipal aid	\$106,304.59
2. Utility aid	\$0.00
3. Supplemental county and municipal aid	\$37,533.78
4. Expenditure restraint incentive program	\$0.00
5. Total Estimated 2025 Payments (sum of Lines 1-4)	\$143,838.37

Payment Information

Your local government will receive two distributions in 2025 :

- July 28, 2025: 15% of Line 1, 2, and 3 and 100% of Line 4 (*shown above*)
- November 17, 2025: balance of your 2025 aid payments

County and Municipal Aid

Under state law, the county and municipal aid paid to each county and municipality must be equal to the amount determined in 2012 (sec. 79.036, Wis. Stats.) and adjusted for fallen protective services insurance reimbursement (sec. 79.036(4), Wis. Stats.).

County and Municipal Aid Calculation	
1. Prior year county and municipal aid	\$103,922.06
2. Increase due to sales tax revenue, including adjustments (<i>district changes</i>)	\$2,390.21
3. Fallen protective services insurance adjustment	-\$7.68
4. Fallen protective services insurance reimbursement (<i>reported to DOR</i>)	\$0.00
5. Total County and Municipal Aid (sum of Lines 1-4)	\$106,304.59

Utility Aid

- Under state law, utility aid is distributed to each county and municipality where tax-exempt utility property is located (sec. 79.04, Wis. Stats.)
- Utility companies report utility property information to DOR annually
- DOR uses the provided information to accurately calculate utility aid (*shown below*)

Utility Aid Calculation	
1. Net book value, <i>as of December 31, 2024 (including expected additions/retirements)</i>	\$0.00
2. Total net book value payment	\$0.00
3. Minimum payment	\$0.00
4. Megawatt capacity	0.0
5. Megawatt capacity payment	\$0.00
6. Closed/decommissioned production plant (phased down) payment	\$0.00
7. Subtotal (<i>sum of Lines 2, 3, 5 and 6</i>)	\$0.00
8. Population cap	\$166,600.00
9. Adjusted subtotal (<i>lesser of Line 7 or Line 8</i>)	\$0.00
10. Adjacent site incentive payment	\$0.00
11. Baseload incentive payment	\$0.00
12. Co-generation incentive payment	\$0.00
13. Alternative energy incentive payment	\$0.00
14. Total incentive payments (<i>sum of Lines 10 through 13</i>)	\$0.00
15. Spent nuclear fuel payment	\$0.00
16. Total Utility Aid – this is the utility aid payment listed on the front of the estimate (<i>sum of Lines 9, 14 and 15</i>)	\$0.00

Supplemental County and Municipal Aid

- Under state law, supplemental county and municipal aid paid to each county and municipality is determined by 2023 Wisconsin Act 12 (sec. 79.037, Wis. Stats.)
- For detailed information, review [county and municipal aid spreadsheet](#)

Supplemental County and Municipal Aid Calculation	
1. Prior year supplemental county and municipal aid	\$36,689.91
2. Increase due to sales tax revenue including adjustments (<i>district changes</i>)	\$843.87
3. Total Supplemental County and Municipal Aid (<i>sum of Lines 1 and 2</i>)	\$37,533.78

Expenditure Restraint Incentive Program

- Only municipalities are eligible to receive Expenditure Restraint Incentive Program (ERIP) payments
- Under state law, in 2025, each municipality will receive a payment that is equal to the amount of the payment received by the municipality in 2024 (sec. 79.05(4), Wis. Stats., from 2023 WI Act 12 – notwithstanding subs. (2) and (3))

Contact Information

If you have questions, contact us at lgs@wisconsin.gov, (608) 266-8618 or (608) 261-5167.



State of Wisconsin • DEPARTMENT OF REVENUE

DIVISION OF STATE AND LOCAL FINANCE • BUREAU OF LOCAL GOVERNMENT SERVICES • 2135 RIMROCK RD MADISON, WI 53713

Mailing Address:
PO Box 8971 #6-97
Madison WI 53708-8971
Fax: (608) 264-6887
lgs@wisconsin.gov

September 13, 2024

KIM HOPFINGER
VILLAGE OF HUSTISFORD
PO BOX 345
HUSTISFORD WI 53034-0345

Notice of Shared Revenue – 2025 Original Estimate

Notice Information

The Wisconsin Department of Revenue (DOR) is providing the **estimated** shared revenue amounts your local government will receive in 2025 under current state law for county and municipal aid, supplemental county and municipal aid, utility aid and the expenditure restraint incentive program. This does not include adjustments, shown on the July and November payment notices.

District	VILLAGE OF HUSTISFORD	County	DODGE	Co-muni code	14-136
-----------------	-----------------------	---------------	-------	---------------------	--------

Estimate Information

For an explanation of each aid payment listed below, review the additional information in this notice.

2025 Original Estimate	
1. County and municipal aid	\$135,345.02
2. Utility aid	\$0.00
3. Supplemental county and municipal aid	\$49,579.47
4. Expenditure restraint incentive program	\$15,590.85
5. Total Estimated 2025 Payments (sum of Lines 1-4)	\$200,515.34

Payment Information

Your local government will receive two distributions in 2025 :

- July 28, 2025: 15% of Line 1, 2, and 3 and 100% of Line 4 (*shown above*)
- November 17, 2025: balance of your 2025 aid payments

County and Municipal Aid

Under state law, the county and municipal aid paid to each county and municipality must be equal to the amount determined in 2012 (sec. 79.036, Wis. Stats.) and adjusted for fallen protective services insurance reimbursement (sec. 79.036(4), Wis. Stats.).

County and Municipal Aid Calculation	
1. Prior year county and municipal aid	\$132,311.63
2. Increase due to sales tax revenue, including adjustments (<i>district changes</i>)	\$3,043.17
3. Fallen protective services insurance adjustment	-\$9.78
4. Fallen protective services insurance reimbursement (<i>reported to DOR</i>)	\$0.00
5. Total County and Municipal Aid (sum of Lines 1-4)	\$135,345.02

Utility Aid

- Under state law, utility aid is distributed to each county and municipality where tax-exempt utility property is located (sec. 79.04, Wis. Stats.)
- Utility companies report utility property information to DOR annually
- DOR uses the provided information to accurately calculate utility aid (*shown below*)

Utility Aid Calculation	
1. Net book value, <i>as of December 31, 2024 (including expected additions/retirements)</i>	\$0.00
2. Total net book value payment	\$0.00
3. Minimum payment	\$0.00
4. Megawatt capacity	0.0
5. Megawatt capacity payment	\$0.00
6. Closed/decommissioned production plant (phased down) payment	\$0.00
7. Subtotal (<i>sum of Lines 2, 3, 5 and 6</i>)	\$0.00
8. Population cap	\$460,700.00
9. Adjusted subtotal (<i>lesser of Line 7 or Line 8</i>)	\$0.00
10. Adjacent site incentive payment	\$0.00
11. Baseload incentive payment	\$0.00
12. Co-generation incentive payment	\$0.00
13. Alternative energy incentive payment	\$0.00
14. Total incentive payments (<i>sum of Lines 10 through 13</i>)	\$0.00
15. Spent nuclear fuel payment	\$0.00
16. Total Utility Aid – this is the utility aid payment listed on the front of the estimate (<i>sum of Lines 9, 14 and 15</i>)	\$0.00

Supplemental County and Municipal Aid

- Under state law, supplemental county and municipal aid paid to each county and municipality is determined by 2023 Wisconsin Act 12 (sec. 79.037, Wis. Stats.)
- For detailed information, review [county and municipal aid spreadsheet](#)

Supplemental County and Municipal Aid Calculation	
1. Prior year supplemental county and municipal aid	\$48,464.78
2. Increase due to sales tax revenue including adjustments (<i>district changes</i>)	\$1,114.69
3. Total Supplemental County and Municipal Aid (<i>sum of Lines 1 and 2</i>)	\$49,579.47

Expenditure Restraint Incentive Program

- Only municipalities are eligible to receive Expenditure Restraint Incentive Program (ERIP) payments
- Under state law, in 2025, each municipality will receive a payment that is equal to the amount of the payment received by the municipality in 2024 (sec. 79.05(4), Wis. Stats., from 2023 WI Act 12 – notwithstanding subs. (2) and (3))

Contact Information

If you have questions, contact us at lgs@wisconsin.gov, (608) 266-8618 or (608) 261-5167.



State of Wisconsin • DEPARTMENT OF REVENUE

DIVISION OF STATE AND LOCAL FINANCE • BUREAU OF LOCAL GOVERNMENT SERVICES • 2135 RIMROCK RD MADISON, WI 53713

Mailing Address:
PO Box 8971 #6-97
Madison WI 53708-8971
Fax: (608) 264-6887
lgs@wisconsin.gov

September 13, 2024

ARLETTE LINDERT
VILLAGE OF IRON RIDGE
P.O. BOX 247
IRON RIDGE WI 53035-0247

Notice of Shared Revenue – 2025 Original Estimate

Notice Information

The Wisconsin Department of Revenue (DOR) is providing the **estimated** shared revenue amounts your local government will receive in 2025 under current state law for county and municipal aid, supplemental county and municipal aid, utility aid and the expenditure restraint incentive program. This does not include adjustments, shown on the July and November payment notices.

District	VILLAGE OF IRON RIDGE	County	DODGE	Co-muni code	14-141
-----------------	-----------------------	---------------	-------	---------------------	--------

Estimate Information

For an explanation of each aid payment listed below, review the additional information in this notice.

2025 Original Estimate	
1. County and municipal aid	\$174,865.08
2. Utility aid	\$0.00
3. Supplemental county and municipal aid	\$46,332.82
4. Expenditure restraint incentive program	\$0.00
5. Total Estimated 2025 Payments (sum of Lines 1-4)	\$221,197.90

Payment Information

Your local government will receive two distributions in 2025 :

- July 28, 2025: 15% of Line 1, 2, and 3 and 100% of Line 4 (*shown above*)
- November 17, 2025: balance of your 2025 aid payments

County and Municipal Aid

Under state law, the county and municipal aid paid to each county and municipality must be equal to the amount determined in 2012 (sec. 79.036, Wis. Stats.) and adjusted for fallen protective services insurance reimbursement (sec. 79.036(4), Wis. Stats.).

County and Municipal Aid Calculation	
1. Prior year county and municipal aid	\$170,945.95
2. Increase due to sales tax revenue, including adjustments (<i>district changes</i>)	\$3,931.76
3. Fallen protective services insurance adjustment	-\$12.63
4. Fallen protective services insurance reimbursement (<i>reported to DOR</i>)	\$0.00
5. Total County and Municipal Aid (sum of Lines 1-4)	\$174,865.08

Utility Aid

- Under state law, utility aid is distributed to each county and municipality where tax-exempt utility property is located (sec. 79.04, Wis. Stats.)
- Utility companies report utility property information to DOR annually
- DOR uses the provided information to accurately calculate utility aid (*shown below*)

Utility Aid Calculation	
1. Net book value, <i>as of December 31, 2024 (including expected additions/retirements)</i>	\$0.00
2. Total net book value payment	\$0.00
3. Minimum payment	\$0.00
4. Megawatt capacity	0.0
5. Megawatt capacity payment	\$0.00
6. Closed/decommissioned production plant (phased down) payment	\$0.00
7. Subtotal (<i>sum of Lines 2, 3, 5 and 6</i>)	\$0.00
8. Population cap	\$390,575.00
9. Adjusted subtotal (<i>lesser of Line 7 or Line 8</i>)	\$0.00
10. Adjacent site incentive payment	\$0.00
11. Baseload incentive payment	\$0.00
12. Co-generation incentive payment	\$0.00
13. Alternative energy incentive payment	\$0.00
14. Total incentive payments (<i>sum of Lines 10 through 13</i>)	\$0.00
15. Spent nuclear fuel payment	\$0.00
16. Total Utility Aid – this is the utility aid payment listed on the front of the estimate (<i>sum of Lines 9, 14 and 15</i>)	\$0.00

Supplemental County and Municipal Aid

- Under state law, supplemental county and municipal aid paid to each county and municipality is determined by 2023 Wisconsin Act 12 (sec. 79.037, Wis. Stats.)
- For detailed information, review [county and municipal aid spreadsheet](#)

Supplemental County and Municipal Aid Calculation	
1. Prior year supplemental county and municipal aid	\$45,291.12
2. Increase due to sales tax revenue including adjustments (<i>district changes</i>)	\$1,041.70
3. Total Supplemental County and Municipal Aid (<i>sum of Lines 1 and 2</i>)	\$46,332.82

Expenditure Restraint Incentive Program

- Only municipalities are eligible to receive Expenditure Restraint Incentive Program (ERIP) payments
- Under state law, in 2025, each municipality will receive a payment that is equal to the amount of the payment received by the municipality in 2024 (sec. 79.05(4), Wis. Stats., from 2023 WI Act 12 – notwithstanding subs. (2) and (3))

Contact Information

If you have questions, contact us at lgs@wisconsin.gov, (608) 266-8618 or (608) 261-5167.



State of Wisconsin • DEPARTMENT OF REVENUE

DIVISION OF STATE AND LOCAL FINANCE • BUREAU OF LOCAL GOVERNMENT SERVICES • 2135 RIMROCK RD MADISON, WI 53713

Mailing Address:
PO Box 8971 #6-97
Madison WI 53708-8971
Fax: (608) 264-6887
lgs@wisconsin.gov

September 13, 2024

MELISSA CLIPPINGER
VILLAGE OF KEKOSKEE
W3275 COUNTY ROAD TW
MAYVILLE WI 53050-2221

Notice of Shared Revenue – 2025 Original Estimate

Notice Information

The Wisconsin Department of Revenue (DOR) is providing the **estimated** shared revenue amounts your local government will receive in 2025 under current state law for county and municipal aid, supplemental county and municipal aid, utility aid and the expenditure restraint incentive program. This does not include adjustments, shown on the July and November payment notices.

District	VILLAGE OF KEKOSKEE	County	DODGE	Co-muni code	14-143
-----------------	---------------------	---------------	-------	---------------------	--------

Estimate Information

For an explanation of each aid payment listed below, review the additional information in this notice.

2025 Original Estimate	
1. County and municipal aid	\$39,802.93
2. Utility aid	\$6,418.60
3. Supplemental county and municipal aid	\$44,972.79
4. Expenditure restraint incentive program	\$0.00
5. Total Estimated 2025 Payments (sum of Lines 1-4)	\$91,194.32

Payment Information

Your local government will receive two distributions in 2025 :

- July 28, 2025: 15% of Line 1, 2, and 3 and 100% of Line 4 (*shown above*)
- November 17, 2025: balance of your 2025 aid payments

County and Municipal Aid

Under state law, the county and municipal aid paid to each county and municipality must be equal to the amount determined in 2012 (sec. 79.036, Wis. Stats.) and adjusted for fallen protective services insurance reimbursement (sec. 79.036(4), Wis. Stats.).

County and Municipal Aid Calculation	
1. Prior year county and municipal aid	\$38,910.86
2. Increase due to sales tax revenue, including adjustments (<i>district changes</i>)	\$894.95
3. Fallen protective services insurance adjustment	-\$2.88
4. Fallen protective services insurance reimbursement (<i>reported to DOR</i>)	\$0.00
5. Total County and Municipal Aid (sum of Lines 1-4)	\$39,802.93

Utility Aid

- Under state law, utility aid is distributed to each county and municipality where tax-exempt utility property is located (sec. 79.04, Wis. Stats.)
- Utility companies report utility property information to DOR annually
- DOR uses the provided information to accurately calculate utility aid (*shown below*)

Utility Aid Calculation	
1. Net book value, <i>as of December 31, 2024 (including expected additions/retirements)</i>	\$1,069,766.00
2. Total net book value payment	\$6,418.60
3. Minimum payment	\$0.00
4. Megawatt capacity	0.0
5. Megawatt capacity payment	\$0.00
6. Closed/decommissioned production plant (phased down) payment	\$0.00
7. Subtotal (<i>sum of Lines 2, 3, 5 and 6</i>)	\$6,418.60
8. Population cap	\$376,975.00
9. Adjusted subtotal (<i>lesser of Line 7 or Line 8</i>)	\$6,418.60
10. Adjacent site incentive payment	\$0.00
11. Baseload incentive payment	\$0.00
12. Co-generation incentive payment	\$0.00
13. Alternative energy incentive payment	\$0.00
14. Total incentive payments (<i>sum of Lines 10 through 13</i>)	\$0.00
15. Spent nuclear fuel payment	\$0.00
16. Total Utility Aid – this is the utility aid payment listed on the front of the estimate (<i>sum of Lines 9, 14 and 15</i>)	\$6,418.60

Supplemental County and Municipal Aid

- Under state law, supplemental county and municipal aid paid to each county and municipality is determined by 2023 Wisconsin Act 12 (sec. 79.037, Wis. Stats.)
- For detailed information, review [county and municipal aid spreadsheet](#)

Supplemental County and Municipal Aid Calculation	
1. Prior year supplemental county and municipal aid	\$43,961.67
2. Increase due to sales tax revenue including adjustments (<i>district changes</i>)	\$1,011.12
3. Total Supplemental County and Municipal Aid (<i>sum of Lines 1 and 2</i>)	\$44,972.79

Expenditure Restraint Incentive Program

- Only municipalities are eligible to receive Expenditure Restraint Incentive Program (ERIP) payments
- Under state law, in 2025, each municipality will receive a payment that is equal to the amount of the payment received by the municipality in 2024 (sec. 79.05(4), Wis. Stats., from 2023 WI Act 12 – notwithstanding subs. (2) and (3))

Contact Information

If you have questions, contact us at lgs@wisconsin.gov, (608) 266-8618 or (608) 261-5167.



State of Wisconsin • DEPARTMENT OF REVENUE

DIVISION OF STATE AND LOCAL FINANCE • BUREAU OF LOCAL GOVERNMENT SERVICES • 2135 RIMROCK RD MADISON, WI 53713

Mailing Address:
PO Box 8971 #6-97
Madison WI 53708-8971
Fax: (608) 264-6887
lgs@wisconsin.gov

September 13, 2024

JENNA RHEIN
VILLAGE OF LOMIRA
425 WATER ST
LOMIRA WI 53048-9530

Notice of Shared Revenue – 2025 Original Estimate

Notice Information

The Wisconsin Department of Revenue (DOR) is providing the **estimated** shared revenue amounts your local government will receive in 2025 under current state law for county and municipal aid, supplemental county and municipal aid, utility aid and the expenditure restraint incentive program. This does not include adjustments, shown on the July and November payment notices.

District	VILLAGE OF LOMIRA	County	DODGE	Co-muni code	14-146
-----------------	-------------------	---------------	-------	---------------------	--------

Estimate Information

For an explanation of each aid payment listed below, review the additional information in this notice.

2025 Original Estimate	
1. County and municipal aid	\$206,892.81
2. Utility aid	\$1,463.75
3. Supplemental county and municipal aid	\$76,845.03
4. Expenditure restraint incentive program	\$2,755.71
5. Total Estimated 2025 Payments (sum of Lines 1-4)	\$287,957.30

Payment Information

Your local government will receive two distributions in 2025 :

- July 28, 2025: 15% of Line 1, 2, and 3 and 100% of Line 4 (*shown above*)
- November 17, 2025: balance of your 2025 aid payments

County and Municipal Aid

Under state law, the county and municipal aid paid to each county and municipality must be equal to the amount determined in 2012 (sec. 79.036, Wis. Stats.) and adjusted for fallen protective services insurance reimbursement (sec. 79.036(4), Wis. Stats.).

County and Municipal Aid Calculation	
1. Prior year county and municipal aid	\$202,255.88
2. Increase due to sales tax revenue, including adjustments (<i>district changes</i>)	\$4,651.88
3. Fallen protective services insurance adjustment	-\$14.95
4. Fallen protective services insurance reimbursement (<i>reported to DOR</i>)	\$0.00
5. Total County and Municipal Aid (sum of Lines 1-4)	\$206,892.81

Utility Aid

- Under state law, utility aid is distributed to each county and municipality where tax-exempt utility property is located (sec. 79.04, Wis. Stats.)
- Utility companies report utility property information to DOR annually
- DOR uses the provided information to accurately calculate utility aid (*shown below*)

Utility Aid Calculation	
1. Net book value, <i>as of December 31, 2024 (including expected additions/retirements)</i>	\$243,958.00
2. Total net book value payment	\$1,463.75
3. Minimum payment	\$0.00
4. Megawatt capacity	0.0
5. Megawatt capacity payment	\$0.00
6. Closed/decommissioned production plant (phased down) payment	\$0.00
7. Subtotal (<i>sum of Lines 2, 3, 5 and 6</i>)	\$1,463.75
8. Population cap	\$1,154,725.00
9. Adjusted subtotal (<i>lesser of Line 7 or Line 8</i>)	\$1,463.75
10. Adjacent site incentive payment	\$0.00
11. Baseload incentive payment	\$0.00
12. Co-generation incentive payment	\$0.00
13. Alternative energy incentive payment	\$0.00
14. Total incentive payments (<i>sum of Lines 10 through 13</i>)	\$0.00
15. Spent nuclear fuel payment	\$0.00
16. Total Utility Aid – this is the utility aid payment listed on the front of the estimate (<i>sum of Lines 9, 14 and 15</i>)	\$1,463.75

Supplemental County and Municipal Aid

- Under state law, supplemental county and municipal aid paid to each county and municipality is determined by 2023 Wisconsin Act 12 (sec. 79.037, Wis. Stats.)
- For detailed information, review [county and municipal aid spreadsheet](#)

Supplemental County and Municipal Aid Calculation	
1. Prior year supplemental county and municipal aid	\$75,117.33
2. Increase due to sales tax revenue including adjustments (<i>district changes</i>)	\$1,727.70
3. Total Supplemental County and Municipal Aid (<i>sum of Lines 1 and 2</i>)	\$76,845.03

Expenditure Restraint Incentive Program

- Only municipalities are eligible to receive Expenditure Restraint Incentive Program (ERIP) payments
- Under state law, in 2025, each municipality will receive a payment that is equal to the amount of the payment received by the municipality in 2024 (sec. 79.05(4), Wis. Stats., from 2023 WI Act 12 – notwithstanding subs. (2) and (3))

Contact Information

If you have questions, contact us at lgs@wisconsin.gov, (608) 266-8618 or (608) 261-5167.



State of Wisconsin • DEPARTMENT OF REVENUE

DIVISION OF STATE AND LOCAL FINANCE • BUREAU OF LOCAL GOVERNMENT SERVICES • 2135 RIMROCK RD MADISON, WI 53713

Mailing Address:
PO Box 8971 #6-97
Madison WI 53708-8971
Fax: (608) 264-6887
lgs@wisconsin.gov

September 13, 2024

SANDY POCIUS
VILLAGE OF LOWELL
PO BOX 397
LOWELL WI 53557-0397

Notice of Shared Revenue – 2025 Original Estimate

Notice Information

The Wisconsin Department of Revenue (DOR) is providing the **estimated** shared revenue amounts your local government will receive in 2025 under current state law for county and municipal aid, supplemental county and municipal aid, utility aid and the expenditure restraint incentive program. This does not include adjustments, shown on the July and November payment notices.

District	VILLAGE OF LOWELL	County	DODGE	Co-muni code	14-147
-----------------	-------------------	---------------	-------	---------------------	--------

Estimate Information

For an explanation of each aid payment listed below, review the additional information in this notice.

2025 Original Estimate	
1. County and municipal aid	\$95,191.36
2. Utility aid	\$0.00
3. Supplemental county and municipal aid	\$35,952.10
4. Expenditure restraint incentive program	\$1,171.72
5. Total Estimated 2025 Payments (sum of Lines 1-4)	\$132,315.18

Payment Information

Your local government will receive two distributions in 2025 :

- July 28, 2025: 15% of Line 1, 2, and 3 and 100% of Line 4 (*shown above*)
- November 17, 2025: balance of your 2025 aid payments

County and Municipal Aid

Under state law, the county and municipal aid paid to each county and municipality must be equal to the amount determined in 2012 (sec. 79.036, Wis. Stats.) and adjusted for fallen protective services insurance reimbursement (sec. 79.036(4), Wis. Stats.).

County and Municipal Aid Calculation	
1. Prior year county and municipal aid	\$93,057.91
2. Increase due to sales tax revenue, including adjustments (<i>district changes</i>)	\$2,140.33
3. Fallen protective services insurance adjustment	-\$6.88
4. Fallen protective services insurance reimbursement (<i>reported to DOR</i>)	\$0.00
5. Total County and Municipal Aid (sum of Lines 1-4)	\$95,191.36

Utility Aid

- Under state law, utility aid is distributed to each county and municipality where tax-exempt utility property is located (sec. 79.04, Wis. Stats.)
- Utility companies report utility property information to DOR annually
- DOR uses the provided information to accurately calculate utility aid (*shown below*)

Utility Aid Calculation	
1. Net book value, <i>as of December 31, 2024 (including expected additions/retirements)</i>	\$0.00
2. Total net book value payment	\$0.00
3. Minimum payment	\$0.00
4. Megawatt capacity	0.0
5. Megawatt capacity payment	\$0.00
6. Closed/decommissioned production plant (phased down) payment	\$0.00
7. Subtotal (<i>sum of Lines 2, 3, 5 and 6</i>)	\$0.00
8. Population cap	\$127,075.00
9. Adjusted subtotal (<i>lesser of Line 7 or Line 8</i>)	\$0.00
10. Adjacent site incentive payment	\$0.00
11. Baseload incentive payment	\$0.00
12. Co-generation incentive payment	\$0.00
13. Alternative energy incentive payment	\$0.00
14. Total incentive payments (<i>sum of Lines 10 through 13</i>)	\$0.00
15. Spent nuclear fuel payment	\$0.00
16. Total Utility Aid – this is the utility aid payment listed on the front of the estimate (<i>sum of Lines 9, 14 and 15</i>)	\$0.00

Supplemental County and Municipal Aid

- Under state law, supplemental county and municipal aid paid to each county and municipality is determined by 2023 Wisconsin Act 12 (sec. 79.037, Wis. Stats.)
- For detailed information, review [county and municipal aid spreadsheet](#)

Supplemental County and Municipal Aid Calculation	
1. Prior year supplemental county and municipal aid	\$35,143.79
2. Increase due to sales tax revenue including adjustments (<i>district changes</i>)	\$808.31
3. Total Supplemental County and Municipal Aid (<i>sum of Lines 1 and 2</i>)	\$35,952.10

Expenditure Restraint Incentive Program

- Only municipalities are eligible to receive Expenditure Restraint Incentive Program (ERIP) payments
- Under state law, in 2025, each municipality will receive a payment that is equal to the amount of the payment received by the municipality in 2024 (sec. 79.05(4), Wis. Stats., from 2023 WI Act 12 – notwithstanding subs. (2) and (3))

Contact Information

If you have questions, contact us at lgs@wisconsin.gov, (608) 266-8618 or (608) 261-5167.



State of Wisconsin • DEPARTMENT OF REVENUE

DIVISION OF STATE AND LOCAL FINANCE • BUREAU OF LOCAL GOVERNMENT SERVICES • 2135 RIMROCK RD MADISON, WI 53713

Mailing Address:
PO Box 8971 #6-97
Madison WI 53708-8971
Fax: (608) 264-6887
lgs@wisconsin.gov

September 13, 2024

DEANNA BRAUNSCHWEIG
VILLAGE OF NEOSHO
PO BOX 178
NEOSHO WI 53059-0178

Notice of Shared Revenue – 2025 Original Estimate

Notice Information

The Wisconsin Department of Revenue (DOR) is providing the **estimated** shared revenue amounts your local government will receive in 2025 under current state law for county and municipal aid, supplemental county and municipal aid, utility aid and the expenditure restraint incentive program. This does not include adjustments, shown on the July and November payment notices.

District	VILLAGE OF NEOSHO	County	DODGE	Co-muni code	14-161
-----------------	-------------------	---------------	-------	---------------------	--------

Estimate Information

For an explanation of each aid payment listed below, review the additional information in this notice.

2025 Original Estimate	
1. County and municipal aid	\$73,300.55
2. Utility aid	\$68.27
3. Supplemental county and municipal aid	\$40,834.08
4. Expenditure restraint incentive program	\$0.00
5. Total Estimated 2025 Payments (sum of Lines 1-4)	\$114,202.90

Payment Information

Your local government will receive two distributions in 2025 :

- July 28, 2025: 15% of Line 1, 2, and 3 and 100% of Line 4 (*shown above*)
- November 17, 2025: balance of your 2025 aid payments

County and Municipal Aid

Under state law, the county and municipal aid paid to each county and municipality must be equal to the amount determined in 2012 (sec. 79.036, Wis. Stats.) and adjusted for fallen protective services insurance reimbursement (sec. 79.036(4), Wis. Stats.).

County and Municipal Aid Calculation	
1. Prior year county and municipal aid	\$71,657.72
2. Increase due to sales tax revenue, including adjustments (<i>district changes</i>)	\$1,648.13
3. Fallen protective services insurance adjustment	-\$5.30
4. Fallen protective services insurance reimbursement (<i>reported to DOR</i>)	\$0.00
5. Total County and Municipal Aid (sum of Lines 1-4)	\$73,300.55

Utility Aid

- Under state law, utility aid is distributed to each county and municipality where tax-exempt utility property is located (sec. 79.04, Wis. Stats.)
- Utility companies report utility property information to DOR annually
- DOR uses the provided information to accurately calculate utility aid (*shown below*)

Utility Aid Calculation	
1. Net book value, <i>as of December 31, 2024 (including expected additions/retirements)</i>	\$11,378.00
2. Total net book value payment	\$68.27
3. Minimum payment	\$0.00
4. Megawatt capacity	0.0
5. Megawatt capacity payment	\$0.00
6. Closed/decommissioned production plant (phased down) payment	\$0.00
7. Subtotal (<i>sum of Lines 2, 3, 5 and 6</i>)	\$68.27
8. Population cap	\$247,775.00
9. Adjusted subtotal (<i>lesser of Line 7 or Line 8</i>)	\$68.27
10. Adjacent site incentive payment	\$0.00
11. Baseload incentive payment	\$0.00
12. Co-generation incentive payment	\$0.00
13. Alternative energy incentive payment	\$0.00
14. Total incentive payments (<i>sum of Lines 10 through 13</i>)	\$0.00
15. Spent nuclear fuel payment	\$0.00
16. Total Utility Aid – this is the utility aid payment listed on the front of the estimate (<i>sum of Lines 9, 14 and 15</i>)	\$68.27

Supplemental County and Municipal Aid

- Under state law, supplemental county and municipal aid paid to each county and municipality is determined by 2023 Wisconsin Act 12 (sec. 79.037, Wis. Stats.)
- For detailed information, review [county and municipal aid spreadsheet](#)

Supplemental County and Municipal Aid Calculation	
1. Prior year supplemental county and municipal aid	\$39,916.01
2. Increase due to sales tax revenue including adjustments (<i>district changes</i>)	\$918.07
3. Total Supplemental County and Municipal Aid (<i>sum of Lines 1 and 2</i>)	\$40,834.08

Expenditure Restraint Incentive Program

- Only municipalities are eligible to receive Expenditure Restraint Incentive Program (ERIP) payments
- Under state law, in 2025, each municipality will receive a payment that is equal to the amount of the payment received by the municipality in 2024 (sec. 79.05(4), Wis. Stats., from 2023 WI Act 12 – notwithstanding subs. (2) and (3))

Contact Information

If you have questions, contact us at lgs@wisconsin.gov, (608) 266-8618 or (608) 261-5167.



State of Wisconsin • DEPARTMENT OF REVENUE

DIVISION OF STATE AND LOCAL FINANCE • BUREAU OF LOCAL GOVERNMENT SERVICES • 2135 RIMROCK RD MADISON, WI 53713

Mailing Address:
PO Box 8971 #6-97
Madison WI 53708-8971
Fax: (608) 264-6887
lgs@wisconsin.gov

September 13, 2024

NANCY NORCROSS
VILLAGE OF RANDOLPH
248 W STROUD ST
RANDOLPH WI 53956-1272

Notice of Shared Revenue – 2025 Original Estimate

Notice Information

The Wisconsin Department of Revenue (DOR) is providing the **estimated** shared revenue amounts your local government will receive in 2025 under current state law for county and municipal aid, supplemental county and municipal aid, utility aid and the expenditure restraint incentive program. This does not include adjustments, shown on the July and November payment notices.

District	VILLAGE OF RANDOLPH	County	DODGE	Co-muni code	14-176
-----------------	---------------------	---------------	-------	---------------------	--------

Estimate Information

For an explanation of each aid payment listed below, review the additional information in this notice.

2025 Original Estimate	
1. County and municipal aid	\$265,133.19
2. Utility aid	\$13,010.77
3. Supplemental county and municipal aid	\$61,391.50
4. Expenditure restraint incentive program	\$27,148.99
5. Total Estimated 2025 Payments (sum of Lines 1-4)	\$366,684.45

Payment Information

Your local government will receive two distributions in 2025 :

- July 28, 2025: 15% of Line 1, 2, and 3 and 100% of Line 4 (*shown above*)
- November 17, 2025: balance of your 2025 aid payments

County and Municipal Aid

Under state law, the county and municipal aid paid to each county and municipality must be equal to the amount determined in 2012 (sec. 79.036, Wis. Stats.) and adjusted for fallen protective services insurance reimbursement (sec. 79.036(4), Wis. Stats.).

County and Municipal Aid Calculation	
1. Prior year county and municipal aid	\$259,190.96
2. Increase due to sales tax revenue, including adjustments (<i>district changes</i>)	\$5,961.39
3. Fallen protective services insurance adjustment	-\$19.16
4. Fallen protective services insurance reimbursement (<i>reported to DOR</i>)	\$0.00
5. Total County and Municipal Aid (sum of Lines 1-4)	\$265,133.19

Utility Aid

- Under state law, utility aid is distributed to each county and municipality where tax-exempt utility property is located (sec. 79.04, Wis. Stats.)
- Utility companies report utility property information to DOR annually
- DOR uses the provided information to accurately calculate utility aid (*shown below*)

Utility Aid Calculation	
1. Net book value, <i>as of December 31, 2024 (including expected additions/retirements)</i>	\$2,168,462.00
2. Total net book value payment	\$13,010.77
3. Minimum payment	\$0.00
4. Megawatt capacity	0.0
5. Megawatt capacity payment	\$0.00
6. Closed/decommissioned production plant (phased down) payment	\$0.00
7. Subtotal (<i>sum of Lines 2, 3, 5 and 6</i>)	\$13,010.77
8. Population cap	\$748,000.00
9. Adjusted subtotal (<i>lesser of Line 7 or Line 8</i>)	\$13,010.77
10. Adjacent site incentive payment	\$0.00
11. Baseload incentive payment	\$0.00
12. Co-generation incentive payment	\$0.00
13. Alternative energy incentive payment	\$0.00
14. Total incentive payments (<i>sum of Lines 10 through 13</i>)	\$0.00
15. Spent nuclear fuel payment	\$0.00
16. Total Utility Aid – this is the utility aid payment listed on the front of the estimate (<i>sum of Lines 9, 14 and 15</i>)	\$13,010.77

Supplemental County and Municipal Aid

- Under state law, supplemental county and municipal aid paid to each county and municipality is determined by 2023 Wisconsin Act 12 (sec. 79.037, Wis. Stats.)
- For detailed information, review [county and municipal aid spreadsheet](#)

Supplemental County and Municipal Aid Calculation	
1. Prior year supplemental county and municipal aid	\$60,011.24
2. Increase due to sales tax revenue including adjustments (<i>district changes</i>)	\$1,380.26
3. Total Supplemental County and Municipal Aid (<i>sum of Lines 1 and 2</i>)	\$61,391.50

Expenditure Restraint Incentive Program

- Only municipalities are eligible to receive Expenditure Restraint Incentive Program (ERIP) payments
- Under state law, in 2025, each municipality will receive a payment that is equal to the amount of the payment received by the municipality in 2024 (sec. 79.05(4), Wis. Stats., from 2023 WI Act 12 – notwithstanding subs. (2) and (3))

Contact Information

If you have questions, contact us at lgs@wisconsin.gov, (608) 266-8618 or (608) 261-5167.



State of Wisconsin • DEPARTMENT OF REVENUE

DIVISION OF STATE AND LOCAL FINANCE • BUREAU OF LOCAL GOVERNMENT SERVICES • 2135 RIMROCK RD MADISON, WI 53713

Mailing Address:
PO Box 8971 #6-97
Madison WI 53708-8971
Fax: (608) 264-6887
lgs@wisconsin.gov

September 13, 2024

MARGARET SCHMIDT
VILLAGE OF REESEVILLE
PO BOX 273
REESEVILLE WI 53579-0273

Notice of Shared Revenue – 2025 Original Estimate

Notice Information

The Wisconsin Department of Revenue (DOR) is providing the **estimated** shared revenue amounts your local government will receive in 2025 under current state law for county and municipal aid, supplemental county and municipal aid, utility aid and the expenditure restraint incentive program. This does not include adjustments, shown on the July and November payment notices.

District	VILLAGE OF REESEVILLE	County	DODGE	Co-muni code	14-177
-----------------	-----------------------	---------------	-------	---------------------	--------

Estimate Information

For an explanation of each aid payment listed below, review the additional information in this notice.

2025 Original Estimate	
1. County and municipal aid	\$185,461.13
2. Utility aid	\$0.00
3. Supplemental county and municipal aid	\$43,927.38
4. Expenditure restraint incentive program	\$0.00
5. Total Estimated 2025 Payments (sum of Lines 1-4)	\$229,388.51

Payment Information

Your local government will receive two distributions in 2025 :

- July 28, 2025: 15% of Line 1, 2, and 3 and 100% of Line 4 (*shown above*)
- November 17, 2025: balance of your 2025 aid payments

County and Municipal Aid

Under state law, the county and municipal aid paid to each county and municipality must be equal to the amount determined in 2012 (sec. 79.036, Wis. Stats.) and adjusted for fallen protective services insurance reimbursement (sec. 79.036(4), Wis. Stats.).

County and Municipal Aid Calculation	
1. Prior year county and municipal aid	\$181,304.53
2. Increase due to sales tax revenue, including adjustments (<i>district changes</i>)	\$4,170.00
3. Fallen protective services insurance adjustment	-\$13.40
4. Fallen protective services insurance reimbursement (<i>reported to DOR</i>)	\$0.00
5. Total County and Municipal Aid (sum of Lines 1-4)	\$185,461.13

Utility Aid

- Under state law, utility aid is distributed to each county and municipality where tax-exempt utility property is located (sec. 79.04, Wis. Stats.)
- Utility companies report utility property information to DOR annually
- DOR uses the provided information to accurately calculate utility aid (*shown below*)

Utility Aid Calculation	
1. Net book value, <i>as of December 31, 2024 (including expected additions/retirements)</i>	\$0.00
2. Total net book value payment	\$0.00
3. Minimum payment	\$0.00
4. Megawatt capacity	0.0
5. Megawatt capacity payment	\$0.00
6. Closed/decommissioned production plant (phased down) payment	\$0.00
7. Subtotal (<i>sum of Lines 2, 3, 5 and 6</i>)	\$0.00
8. Population cap	\$328,100.00
9. Adjusted subtotal (<i>lesser of Line 7 or Line 8</i>)	\$0.00
10. Adjacent site incentive payment	\$0.00
11. Baseload incentive payment	\$0.00
12. Co-generation incentive payment	\$0.00
13. Alternative energy incentive payment	\$0.00
14. Total incentive payments (<i>sum of Lines 10 through 13</i>)	\$0.00
15. Spent nuclear fuel payment	\$0.00
16. Total Utility Aid – this is the utility aid payment listed on the front of the estimate (<i>sum of Lines 9, 14 and 15</i>)	\$0.00

Supplemental County and Municipal Aid

- Under state law, supplemental county and municipal aid paid to each county and municipality is determined by 2023 Wisconsin Act 12 (sec. 79.037, Wis. Stats.)
- For detailed information, review [county and municipal aid spreadsheet](#)

Supplemental County and Municipal Aid Calculation	
1. Prior year supplemental county and municipal aid	\$42,939.77
2. Increase due to sales tax revenue including adjustments (<i>district changes</i>)	\$987.61
3. Total Supplemental County and Municipal Aid (<i>sum of Lines 1 and 2</i>)	\$43,927.38

Expenditure Restraint Incentive Program

- Only municipalities are eligible to receive Expenditure Restraint Incentive Program (ERIP) payments
- Under state law, in 2025, each municipality will receive a payment that is equal to the amount of the payment received by the municipality in 2024 (sec. 79.05(4), Wis. Stats., from 2023 WI Act 12 – notwithstanding subs. (2) and (3))

Contact Information

If you have questions, contact us at lgs@wisconsin.gov, (608) 266-8618 or (608) 261-5167.



State of Wisconsin • DEPARTMENT OF REVENUE

DIVISION OF STATE AND LOCAL FINANCE • BUREAU OF LOCAL GOVERNMENT SERVICES • 2135 RIMROCK RD MADISON, WI 53713

Mailing Address:
PO Box 8971 #6-97
Madison WI 53708-8971
Fax: (608) 264-6887
lgs@wisconsin.gov

September 13, 2024

BECKY TELLIER
VILLAGE OF THERESA
PO BOX 327
THERESA WI 53091-0327

Notice of Shared Revenue – 2025 Original Estimate

Notice Information

The Wisconsin Department of Revenue (DOR) is providing the **estimated** shared revenue amounts your local government will receive in 2025 under current state law for county and municipal aid, supplemental county and municipal aid, utility aid and the expenditure restraint incentive program. This does not include adjustments, shown on the July and November payment notices.

District	VILLAGE OF THERESA	County	DODGE	Co-muni code	14-186
-----------------	--------------------	---------------	-------	---------------------	--------

Estimate Information

For an explanation of each aid payment listed below, review the additional information in this notice.

2025 Original Estimate	
1. County and municipal aid	\$212,683.13
2. Utility aid	\$0.00
3. Supplemental county and municipal aid	\$52,344.54
4. Expenditure restraint incentive program	\$0.00
5. Total Estimated 2025 Payments (sum of Lines 1-4)	\$265,027.67

Payment Information

Your local government will receive two distributions in 2025 :

- July 28, 2025: 15% of Line 1, 2, and 3 and 100% of Line 4 (*shown above*)
- November 17, 2025: balance of your 2025 aid payments

County and Municipal Aid

Under state law, the county and municipal aid paid to each county and municipality must be equal to the amount determined in 2012 (sec. 79.036, Wis. Stats.) and adjusted for fallen protective services insurance reimbursement (sec. 79.036(4), Wis. Stats.).

County and Municipal Aid Calculation	
1. Prior year county and municipal aid	\$207,916.42
2. Increase due to sales tax revenue, including adjustments (<i>district changes</i>)	\$4,782.08
3. Fallen protective services insurance adjustment	-\$15.37
4. Fallen protective services insurance reimbursement (<i>reported to DOR</i>)	\$0.00
5. Total County and Municipal Aid (sum of Lines 1-4)	\$212,683.13

Utility Aid

- Under state law, utility aid is distributed to each county and municipality where tax-exempt utility property is located (sec. 79.04, Wis. Stats.)
- Utility companies report utility property information to DOR annually
- DOR uses the provided information to accurately calculate utility aid (*shown below*)

Utility Aid Calculation	
1. Net book value, <i>as of December 31, 2024 (including expected additions/retirements)</i>	\$0.00
2. Total net book value payment	\$0.00
3. Minimum payment	\$0.00
4. Megawatt capacity	0.0
5. Megawatt capacity payment	\$0.00
6. Closed/decommissioned production plant (phased down) payment	\$0.00
7. Subtotal (<i>sum of Lines 2, 3, 5 and 6</i>)	\$0.00
8. Population cap	\$550,800.00
9. Adjusted subtotal (<i>lesser of Line 7 or Line 8</i>)	\$0.00
10. Adjacent site incentive payment	\$0.00
11. Baseload incentive payment	\$0.00
12. Co-generation incentive payment	\$0.00
13. Alternative energy incentive payment	\$0.00
14. Total incentive payments (<i>sum of Lines 10 through 13</i>)	\$0.00
15. Spent nuclear fuel payment	\$0.00
16. Total Utility Aid – this is the utility aid payment listed on the front of the estimate (<i>sum of Lines 9, 14 and 15</i>)	\$0.00

Supplemental County and Municipal Aid

- Under state law, supplemental county and municipal aid paid to each county and municipality is determined by 2023 Wisconsin Act 12 (sec. 79.037, Wis. Stats.)
- For detailed information, review [county and municipal aid spreadsheet](#)

Supplemental County and Municipal Aid Calculation	
1. Prior year supplemental county and municipal aid	\$51,167.68
2. Increase due to sales tax revenue including adjustments (<i>district changes</i>)	\$1,176.86
3. Total Supplemental County and Municipal Aid (<i>sum of Lines 1 and 2</i>)	\$52,344.54

Expenditure Restraint Incentive Program

- Only municipalities are eligible to receive Expenditure Restraint Incentive Program (ERIP) payments
- Under state law, in 2025, each municipality will receive a payment that is equal to the amount of the payment received by the municipality in 2024 (sec. 79.05(4), Wis. Stats., from 2023 WI Act 12 – notwithstanding subs. (2) and (3))

Contact Information

If you have questions, contact us at lgs@wisconsin.gov, (608) 266-8618 or (608) 261-5167.



State of Wisconsin • DEPARTMENT OF REVENUE

DIVISION OF STATE AND LOCAL FINANCE • BUREAU OF LOCAL GOVERNMENT SERVICES • 2135 RIMROCK RD MADISON, WI 53713

Mailing Address:
PO Box 8971 #6-97
Madison WI 53708-8971
Fax: (608) 264-6887
lgs@wisconsin.gov

September 13, 2024

TRACEY FERRON
CITY OF BEAVER DAM
205 S LINCOLN AVE
BEAVER DAM WI 53916-2323

Notice of Shared Revenue – 2025 Original Estimate

Notice Information

The Wisconsin Department of Revenue (DOR) is providing the **estimated** shared revenue amounts your local government will receive in 2025 under current state law for county and municipal aid, supplemental county and municipal aid, utility aid and the expenditure restraint incentive program. This does not include adjustments, shown on the July and November payment notices.

District	CITY OF BEAVER DAM	County	DODGE	Co-muni code	14-206
-----------------	--------------------	---------------	-------	---------------------	--------

Estimate Information

For an explanation of each aid payment listed below, review the additional information in this notice.

2025 Original Estimate	
1. County and municipal aid	\$1,612,673.52
2. Utility aid	\$34,859.55
3. Supplemental county and municipal aid	\$464,566.45
4. Expenditure restraint incentive program	\$443,741.21
5. Total Estimated 2025 Payments (sum of Lines 1-4)	\$2,555,840.73

Payment Information

Your local government will receive two distributions in 2025 :

- July 28, 2025: 15% of Line 1, 2, and 3 and 100% of Line 4 (*shown above*)
- November 17, 2025: balance of your 2025 aid payments

County and Municipal Aid

Under state law, the county and municipal aid paid to each county and municipality must be equal to the amount determined in 2012 (sec. 79.036, Wis. Stats.) and adjusted for fallen protective services insurance reimbursement (sec. 79.036(4), Wis. Stats.).

County and Municipal Aid Calculation	
1. Prior year county and municipal aid	\$1,576,529.84
2. Increase due to sales tax revenue, including adjustments (<i>district changes</i>)	\$36,260.19
3. Fallen protective services insurance adjustment	-\$116.51
4. Fallen protective services insurance reimbursement (<i>reported to DOR</i>)	\$0.00
5. Total County and Municipal Aid (sum of Lines 1-4)	\$1,612,673.52

Utility Aid

- Under state law, utility aid is distributed to each county and municipality where tax-exempt utility property is located (sec. 79.04, Wis. Stats.)
- Utility companies report utility property information to DOR annually
- DOR uses the provided information to accurately calculate utility aid (*shown below*)

Utility Aid Calculation	
1. Net book value, <i>as of December 31, 2024 (including expected additions/retirements)</i>	\$5,809,925.00
2. Total net book value payment	\$34,859.55
3. Minimum payment	\$0.00
4. Megawatt capacity	0.0
5. Megawatt capacity payment	\$0.00
6. Closed/decommissioned production plant (phased down) payment	\$0.00
7. Subtotal (<i>sum of Lines 2, 3, 5 and 6</i>)	\$34,859.55
8. Population cap	\$7,049,475.00
9. Adjusted subtotal (<i>lesser of Line 7 or Line 8</i>)	\$34,859.55
10. Adjacent site incentive payment	\$0.00
11. Baseload incentive payment	\$0.00
12. Co-generation incentive payment	\$0.00
13. Alternative energy incentive payment	\$0.00
14. Total incentive payments (<i>sum of Lines 10 through 13</i>)	\$0.00
15. Spent nuclear fuel payment	\$0.00
16. Total Utility Aid – this is the utility aid payment listed on the front of the estimate (<i>sum of Lines 9, 14 and 15</i>)	\$34,859.55

Supplemental County and Municipal Aid

- Under state law, supplemental county and municipal aid paid to each county and municipality is determined by 2023 Wisconsin Act 12 (sec. 79.037, Wis. Stats.)
- For detailed information, review [county and municipal aid spreadsheet](#)

Supplemental County and Municipal Aid Calculation	
1. Prior year supplemental county and municipal aid	\$454,121.65
2. Increase due to sales tax revenue including adjustments (<i>district changes</i>)	\$10,444.80
3. Total Supplemental County and Municipal Aid (<i>sum of Lines 1 and 2</i>)	\$464,566.45

Expenditure Restraint Incentive Program

- Only municipalities are eligible to receive Expenditure Restraint Incentive Program (ERIP) payments
- Under state law, in 2025, each municipality will receive a payment that is equal to the amount of the payment received by the municipality in 2024 (sec. 79.05(4), Wis. Stats., from 2023 WI Act 12 – notwithstanding subs. (2) and (3))

Contact Information

If you have questions, contact us at lgs@wisconsin.gov, (608) 266-8618 or (608) 261-5167.



State of Wisconsin • DEPARTMENT OF REVENUE

DIVISION OF STATE AND LOCAL FINANCE • BUREAU OF LOCAL GOVERNMENT SERVICES • 2135 RIMROCK RD MADISON, WI 53713

Mailing Address:
PO Box 8971 #6-97
Madison WI 53708-8971
Fax: (608) 264-6887
lgs@wisconsin.gov

September 13, 2024

JENNY QUIRK
CITY OF FOX LAKE
PO BOX 105
FOX LAKE WI 53933-0105

Notice of Shared Revenue – 2025 Original Estimate

Notice Information

The Wisconsin Department of Revenue (DOR) is providing the **estimated** shared revenue amounts your local government will receive in 2025 under current state law for county and municipal aid, supplemental county and municipal aid, utility aid and the expenditure restraint incentive program. This does not include adjustments, shown on the July and November payment notices.

District	CITY OF FOX LAKE	County	DODGE	Co-muni code	14-226
-----------------	------------------	---------------	-------	---------------------	--------

Estimate Information

For an explanation of each aid payment listed below, review the additional information in this notice.

2025 Original Estimate	
1. County and municipal aid	\$436,905.72
2. Utility aid	\$0.00
3. Supplemental county and municipal aid	\$87,394.28
4. Expenditure restraint incentive program	\$40,610.64
5. Total Estimated 2025 Payments (sum of Lines 1-4)	\$564,910.64

Payment Information

Your local government will receive two distributions in 2025 :

- July 28, 2025: 15% of Line 1, 2, and 3 and 100% of Line 4 (*shown above*)
- November 17, 2025: balance of your 2025 aid payments

County and Municipal Aid

Under state law, the county and municipal aid paid to each county and municipality must be equal to the amount determined in 2012 (sec. 79.036, Wis. Stats.) and adjusted for fallen protective services insurance reimbursement (sec. 79.036(4), Wis. Stats.).

County and Municipal Aid Calculation	
1. Prior year county and municipal aid	\$427,113.68
2. Increase due to sales tax revenue, including adjustments (<i>district changes</i>)	\$9,823.61
3. Fallen protective services insurance adjustment	-\$31.57
4. Fallen protective services insurance reimbursement (<i>reported to DOR</i>)	\$0.00
5. Total County and Municipal Aid (sum of Lines 1-4)	\$436,905.72

Utility Aid

- Under state law, utility aid is distributed to each county and municipality where tax-exempt utility property is located (sec. 79.04, Wis. Stats.)
- Utility companies report utility property information to DOR annually
- DOR uses the provided information to accurately calculate utility aid (*shown below*)

Utility Aid Calculation	
1. Net book value, <i>as of December 31, 2024 (including expected additions/retirements)</i>	\$0.00
2. Total net book value payment	\$0.00
3. Minimum payment	\$0.00
4. Megawatt capacity	0.0
5. Megawatt capacity payment	\$0.00
6. Closed/decommissioned production plant (phased down) payment	\$0.00
7. Subtotal (<i>sum of Lines 2, 3, 5 and 6</i>)	\$0.00
8. Population cap	\$710,175.00
9. Adjusted subtotal (<i>lesser of Line 7 or Line 8</i>)	\$0.00
10. Adjacent site incentive payment	\$0.00
11. Baseload incentive payment	\$0.00
12. Co-generation incentive payment	\$0.00
13. Alternative energy incentive payment	\$0.00
14. Total incentive payments (<i>sum of Lines 10 through 13</i>)	\$0.00
15. Spent nuclear fuel payment	\$0.00
16. Total Utility Aid – this is the utility aid payment listed on the front of the estimate (<i>sum of Lines 9, 14 and 15</i>)	\$0.00

Supplemental County and Municipal Aid

- Under state law, supplemental county and municipal aid paid to each county and municipality is determined by 2023 Wisconsin Act 12 (sec. 79.037, Wis. Stats.)
- For detailed information, review [county and municipal aid spreadsheet](#)

Supplemental County and Municipal Aid Calculation	
1. Prior year supplemental county and municipal aid	\$85,429.40
2. Increase due to sales tax revenue including adjustments (<i>district changes</i>)	\$1,964.88
3. Total Supplemental County and Municipal Aid (<i>sum of Lines 1 and 2</i>)	\$87,394.28

Expenditure Restraint Incentive Program

- Only municipalities are eligible to receive Expenditure Restraint Incentive Program (ERIP) payments
- Under state law, in 2025, each municipality will receive a payment that is equal to the amount of the payment received by the municipality in 2024 (sec. 79.05(4), Wis. Stats., from 2023 WI Act 12 – notwithstanding subs. (2) and (3))

Contact Information

If you have questions, contact us at lgs@wisconsin.gov, (608) 266-8618 or (608) 261-5167.



State of Wisconsin • DEPARTMENT OF REVENUE

DIVISION OF STATE AND LOCAL FINANCE • BUREAU OF LOCAL GOVERNMENT SERVICES • 2135 RIMROCK RD MADISON, WI 53713

Mailing Address:
PO Box 8971 #6-97
Madison WI 53708-8971
Fax: (608) 264-6887
lgs@wisconsin.gov

September 13, 2024

KRISTEN JACOBSON
CITY OF HORICON
404 E LAKE ST
HORICON WI 53032-1245

Notice of Shared Revenue – 2025 Original Estimate

Notice Information

The Wisconsin Department of Revenue (DOR) is providing the **estimated** shared revenue amounts your local government will receive in 2025 under current state law for county and municipal aid, supplemental county and municipal aid, utility aid and the expenditure restraint incentive program. This does not include adjustments, shown on the July and November payment notices.

District	CITY OF HORICON	County	DODGE	Co-muni code	14-236
-----------------	-----------------	---------------	-------	---------------------	--------

Estimate Information

For an explanation of each aid payment listed below, review the additional information in this notice.

2025 Original Estimate	
1. County and municipal aid	\$731,075.04
2. Utility aid	\$27,604.23
3. Supplemental county and municipal aid	\$146,236.98
4. Expenditure restraint incentive program	\$88,266.79
5. Total Estimated 2025 Payments (sum of Lines 1-4)	\$993,183.04

Payment Information

Your local government will receive two distributions in 2025 :

- July 28, 2025: 15% of Line 1, 2, and 3 and 100% of Line 4 (*shown above*)
- November 17, 2025: balance of your 2025 aid payments

County and Municipal Aid

Under state law, the county and municipal aid paid to each county and municipality must be equal to the amount determined in 2012 (sec. 79.036, Wis. Stats.) and adjusted for fallen protective services insurance reimbursement (sec. 79.036(4), Wis. Stats.).

County and Municipal Aid Calculation	
1. Prior year county and municipal aid	\$714,689.99
2. Increase due to sales tax revenue, including adjustments (<i>district changes</i>)	\$16,437.87
3. Fallen protective services insurance adjustment	-\$52.82
4. Fallen protective services insurance reimbursement (<i>reported to DOR</i>)	\$0.00
5. Total County and Municipal Aid (sum of Lines 1-4)	\$731,075.04

Utility Aid

- Under state law, utility aid is distributed to each county and municipality where tax-exempt utility property is located (sec. 79.04, Wis. Stats.)
- Utility companies report utility property information to DOR annually
- DOR uses the provided information to accurately calculate utility aid (*shown below*)

Utility Aid Calculation	
1. Net book value, <i>as of December 31, 2024 (including expected additions/retirements)</i>	\$4,600,705.00
2. Total net book value payment	\$27,604.23
3. Minimum payment	\$0.00
4. Megawatt capacity	0.0
5. Megawatt capacity payment	\$0.00
6. Closed/decommissioned production plant (phased down) payment	\$0.00
7. Subtotal (<i>sum of Lines 2, 3, 5 and 6</i>)	\$27,604.23
8. Population cap	\$1,641,350.00
9. Adjusted subtotal (<i>lesser of Line 7 or Line 8</i>)	\$27,604.23
10. Adjacent site incentive payment	\$0.00
11. Baseload incentive payment	\$0.00
12. Co-generation incentive payment	\$0.00
13. Alternative energy incentive payment	\$0.00
14. Total incentive payments (<i>sum of Lines 10 through 13</i>)	\$0.00
15. Spent nuclear fuel payment	\$0.00
16. Total Utility Aid – this is the utility aid payment listed on the front of the estimate <i>(sum of Lines 9, 14 and 15)</i>	\$27,604.23

Supplemental County and Municipal Aid

- Under state law, supplemental county and municipal aid paid to each county and municipality is determined by 2023 Wisconsin Act 12 (sec. 79.037, Wis. Stats.)
- For detailed information, review [county and municipal aid spreadsheet](#)

Supplemental County and Municipal Aid Calculation	
1. Prior year supplemental county and municipal aid	\$142,949.15
2. Increase due to sales tax revenue including adjustments (<i>district changes</i>)	\$3,287.83
3. Total Supplemental County and Municipal Aid (<i>sum of Lines 1 and 2</i>)	\$146,236.98

Expenditure Restraint Incentive Program

- Only municipalities are eligible to receive Expenditure Restraint Incentive Program (ERIP) payments
- Under state law, in 2025, each municipality will receive a payment that is equal to the amount of the payment received by the municipality in 2024 (sec. 79.05(4), Wis. Stats., from 2023 WI Act 12 – notwithstanding subs. (2) and (3))

Contact Information

If you have questions, contact us at lgs@wisconsin.gov, (608) 266-8618 or (608) 261-5167.



State of Wisconsin • DEPARTMENT OF REVENUE

DIVISION OF STATE AND LOCAL FINANCE • BUREAU OF LOCAL GOVERNMENT SERVICES • 2135 RIMROCK RD MADISON, WI 53713

Mailing Address:
PO Box 8971 #6-97
Madison WI 53708-8971
Fax: (608) 264-6887
lgs@wisconsin.gov

September 13, 2024

MEAGAN BUCHDA
CITY OF JUNEAU
PO BOX 163, 405 JEWEL ST
JUNEAU WI 53039-0163

Notice of Shared Revenue – 2025 Original Estimate

Notice Information

The Wisconsin Department of Revenue (DOR) is providing the **estimated** shared revenue amounts your local government will receive in 2025 under current state law for county and municipal aid, supplemental county and municipal aid, utility aid and the expenditure restraint incentive program. This does not include adjustments, shown on the July and November payment notices.

District	CITY OF JUNEAU	County	DODGE	Co-muni code	14-241
-----------------	----------------	---------------	-------	---------------------	--------

Estimate Information

For an explanation of each aid payment listed below, review the additional information in this notice.

2025 Original Estimate	
1. County and municipal aid	\$762,035.12
2. Utility aid	\$0.00
3. Supplemental county and municipal aid	\$152,429.93
4. Expenditure restraint incentive program	\$30,561.67
5. Total Estimated 2025 Payments (sum of Lines 1-4)	\$945,026.72

Payment Information

Your local government will receive two distributions in 2025 :

- July 28, 2025: 15% of Line 1, 2, and 3 and 100% of Line 4 (*shown above*)
- November 17, 2025: balance of your 2025 aid payments

County and Municipal Aid

Under state law, the county and municipal aid paid to each county and municipality must be equal to the amount determined in 2012 (sec. 79.036, Wis. Stats.) and adjusted for fallen protective services insurance reimbursement (sec. 79.036(4), Wis. Stats.).

County and Municipal Aid Calculation	
1. Prior year county and municipal aid	\$744,956.19
2. Increase due to sales tax revenue, including adjustments (<i>district changes</i>)	\$17,133.99
3. Fallen protective services insurance adjustment	-\$55.06
4. Fallen protective services insurance reimbursement (<i>reported to DOR</i>)	\$0.00
5. Total County and Municipal Aid (sum of Lines 1-4)	\$762,035.12

Utility Aid

- Under state law, utility aid is distributed to each county and municipality where tax-exempt utility property is located (sec. 79.04, Wis. Stats.)
- Utility companies report utility property information to DOR annually
- DOR uses the provided information to accurately calculate utility aid (*shown below*)

Utility Aid Calculation	
1. Net book value, <i>as of December 31, 2024 (including expected additions/retirements)</i>	\$0.00
2. Total net book value payment	\$0.00
3. Minimum payment	\$0.00
4. Megawatt capacity	0.0
5. Megawatt capacity payment	\$0.00
6. Closed/decommissioned production plant (phased down) payment	\$0.00
7. Subtotal (<i>sum of Lines 2, 3, 5 and 6</i>)	\$0.00
8. Population cap	\$1,145,375.00
9. Adjusted subtotal (<i>lesser of Line 7 or Line 8</i>)	\$0.00
10. Adjacent site incentive payment	\$0.00
11. Baseload incentive payment	\$0.00
12. Co-generation incentive payment	\$0.00
13. Alternative energy incentive payment	\$0.00
14. Total incentive payments (<i>sum of Lines 10 through 13</i>)	\$0.00
15. Spent nuclear fuel payment	\$0.00
16. Total Utility Aid – this is the utility aid payment listed on the front of the estimate (<i>sum of Lines 9, 14 and 15</i>)	\$0.00

Supplemental County and Municipal Aid

- Under state law, supplemental county and municipal aid paid to each county and municipality is determined by 2023 Wisconsin Act 12 (sec. 79.037, Wis. Stats.)
- For detailed information, review [county and municipal aid spreadsheet](#)

Supplemental County and Municipal Aid Calculation	
1. Prior year supplemental county and municipal aid	\$149,002.86
2. Increase due to sales tax revenue including adjustments (<i>district changes</i>)	\$3,427.07
3. Total Supplemental County and Municipal Aid (<i>sum of Lines 1 and 2</i>)	\$152,429.93

Expenditure Restraint Incentive Program

- Only municipalities are eligible to receive Expenditure Restraint Incentive Program (ERIP) payments
- Under state law, in 2025, each municipality will receive a payment that is equal to the amount of the payment received by the municipality in 2024 (sec. 79.05(4), Wis. Stats., from 2023 WI Act 12 – notwithstanding subs. (2) and (3))

Contact Information

If you have questions, contact us at lgs@wisconsin.gov, (608) 266-8618 or (608) 261-5167.



State of Wisconsin • DEPARTMENT OF REVENUE

DIVISION OF STATE AND LOCAL FINANCE • BUREAU OF LOCAL GOVERNMENT SERVICES • 2135 RIMROCK RD MADISON, WI 53713

Mailing Address:
PO Box 8971 #6-97
Madison WI 53708-8971
Fax: (608) 264-6887
lgs@wisconsin.gov

September 13, 2024

ANASTASIA GONSTEAD
CITY OF MAYVILLE
15 S SCHOOL ST, PO BOX 273
MAYVILLE WI 53050-0273

Notice of Shared Revenue – 2025 Original Estimate

Notice Information

The Wisconsin Department of Revenue (DOR) is providing the **estimated** shared revenue amounts your local government will receive in 2025 under current state law for county and municipal aid, supplemental county and municipal aid, utility aid and the expenditure restraint incentive program. This does not include adjustments, shown on the July and November payment notices.

District	CITY OF MAYVILLE	County	DODGE	Co-muni code	14-251
-----------------	------------------	---------------	-------	---------------------	--------

Estimate Information

For an explanation of each aid payment listed below, review the additional information in this notice.

2025 Original Estimate	
1. County and municipal aid	\$797,866.71
2. Utility aid	\$3,759.31
3. Supplemental county and municipal aid	\$203,829.69
4. Expenditure restraint incentive program	\$0.00
5. Total Estimated 2025 Payments (sum of Lines 1-4)	\$1,005,455.71

Payment Information

Your local government will receive two distributions in 2025 :

- July 28, 2025: 15% of Line 1, 2, and 3 and 100% of Line 4 (*shown above*)
- November 17, 2025: balance of your 2025 aid payments

County and Municipal Aid

Under state law, the county and municipal aid paid to each county and municipality must be equal to the amount determined in 2012 (sec. 79.036, Wis. Stats.) and adjusted for fallen protective services insurance reimbursement (sec. 79.036(4), Wis. Stats.).

County and Municipal Aid Calculation	
1. Prior year county and municipal aid	\$779,984.70
2. Increase due to sales tax revenue, including adjustments (<i>district changes</i>)	\$17,939.65
3. Fallen protective services insurance adjustment	-\$57.64
4. Fallen protective services insurance reimbursement (<i>reported to DOR</i>)	\$0.00
5. Total County and Municipal Aid (sum of Lines 1-4)	\$797,866.71

Utility Aid

- Under state law, utility aid is distributed to each county and municipality where tax-exempt utility property is located (sec. 79.04, Wis. Stats.)
- Utility companies report utility property information to DOR annually
- DOR uses the provided information to accurately calculate utility aid (*shown below*)

Utility Aid Calculation	
1. Net book value, as of December 31, 2024 (including expected additions/retirements)	\$626,551.00
2. Total net book value payment	\$3,759.31
3. Minimum payment	\$0.00
4. Megawatt capacity	0.0
5. Megawatt capacity payment	\$0.00
6. Closed/decommissioned production plant (phased down) payment	\$0.00
7. Subtotal (sum of Lines 2, 3, 5 and 6)	\$3,759.31
8. Population cap	\$2,241,875.00
9. Adjusted subtotal (lesser of Line 7 or Line 8)	\$3,759.31
10. Adjacent site incentive payment	\$0.00
11. Baseload incentive payment	\$0.00
12. Co-generation incentive payment	\$0.00
13. Alternative energy incentive payment	\$0.00
14. Total incentive payments (sum of Lines 10 through 13)	\$0.00
15. Spent nuclear fuel payment	\$0.00
16. Total Utility Aid – this is the utility aid payment listed on the front of the estimate (sum of Lines 9, 14 and 15)	\$3,759.31

Supplemental County and Municipal Aid

- Under state law, supplemental county and municipal aid paid to each county and municipality is determined by 2023 Wisconsin Act 12 (sec. 79.037, Wis. Stats.)
- For detailed information, review [county and municipal aid spreadsheet](#)

Supplemental County and Municipal Aid Calculation	
1. Prior year supplemental county and municipal aid	\$199,247.01
2. Increase due to sales tax revenue including adjustments (district changes)	\$4,582.68
3. Total Supplemental County and Municipal Aid (sum of Lines 1 and 2)	\$203,829.69

Expenditure Restraint Incentive Program

- Only municipalities are eligible to receive Expenditure Restraint Incentive Program (ERIP) payments
- Under state law, in 2025, each municipality will receive a payment that is equal to the amount of the payment received by the municipality in 2024 (sec. 79.05(4), Wis. Stats., from 2023 WI Act 12 – notwithstanding subs. (2) and (3))

Contact Information

If you have questions, contact us at lgs@wisconsin.gov, (608) 266-8618 or (608) 261-5167.



State of Wisconsin • DEPARTMENT OF REVENUE

DIVISION OF STATE AND LOCAL FINANCE • BUREAU OF LOCAL GOVERNMENT SERVICES • 2135 RIMROCK RD MADISON, WI 53713

Mailing Address:
PO Box 8971 #6-97
Madison WI 53708-8971
Fax: (608) 264-6887
lgs@wisconsin.gov

September 13, 2024

ANGELA HULL
CITY OF WAUPUN
201 E MAIN ST
WAUPUN WI 53963-2019

Notice of Shared Revenue – 2025 Original Estimate

Notice Information

The Wisconsin Department of Revenue (DOR) is providing the **estimated** shared revenue amounts your local government will receive in 2025 under current state law for county and municipal aid, supplemental county and municipal aid, utility aid and the expenditure restraint incentive program. This does not include adjustments, shown on the July and November payment notices.

District	CITY OF WAUPUN	County	DODGE	Co-muni code	14-292
-----------------	----------------	---------------	-------	---------------------	--------

Estimate Information

For an explanation of each aid payment listed below, review the additional information in this notice.

2025 Original Estimate	
1. County and municipal aid	\$2,708,056.63
2. Utility aid	\$16,780.84
3. Supplemental county and municipal aid	\$636,056.80
4. Expenditure restraint incentive program	\$61,876.82
5. Total Estimated 2025 Payments (sum of Lines 1-4)	\$3,422,771.09

Payment Information

Your local government will receive two distributions in 2025 :

- July 28, 2025: 15% of Line 1, 2, and 3 and 100% of Line 4 (*shown above*)
- November 17, 2025: balance of your 2025 aid payments

County and Municipal Aid

Under state law, the county and municipal aid paid to each county and municipality must be equal to the amount determined in 2012 (sec. 79.036, Wis. Stats.) and adjusted for fallen protective services insurance reimbursement (sec. 79.036(4), Wis. Stats.).

County and Municipal Aid Calculation	
1. Prior year county and municipal aid	\$2,647,362.93
2. Increase due to sales tax revenue, including adjustments (<i>district changes</i>)	\$60,889.35
3. Fallen protective services insurance adjustment	-\$195.65
4. Fallen protective services insurance reimbursement (<i>reported to DOR</i>)	\$0.00
5. Total County and Municipal Aid (sum of Lines 1-4)	\$2,708,056.63

Utility Aid

- Under state law, utility aid is distributed to each county and municipality where tax-exempt utility property is located (sec. 79.04, Wis. Stats.)
- Utility companies report utility property information to DOR annually
- DOR uses the provided information to accurately calculate utility aid (*shown below*)

Utility Aid Calculation	
1. Net book value, <i>as of December 31, 2024 (including expected additions/retirements)</i>	\$2,796,807.00
2. Total net book value payment	\$16,780.84
3. Minimum payment	\$0.00
4. Megawatt capacity	0.0
5. Megawatt capacity payment	\$0.00
6. Closed/decommissioned production plant (phased down) payment	\$0.00
7. Subtotal (<i>sum of Lines 2, 3, 5 and 6</i>)	\$16,780.84
8. Population cap	\$4,777,000.00
9. Adjusted subtotal (<i>lesser of Line 7 or Line 8</i>)	\$16,780.84
10. Adjacent site incentive payment	\$0.00
11. Baseload incentive payment	\$0.00
12. Co-generation incentive payment	\$0.00
13. Alternative energy incentive payment	\$0.00
14. Total incentive payments (<i>sum of Lines 10 through 13</i>)	\$0.00
15. Spent nuclear fuel payment	\$0.00
16. Total Utility Aid – this is the utility aid payment listed on the front of the estimate (<i>sum of Lines 9, 14 and 15</i>)	\$16,780.84

Supplemental County and Municipal Aid

- Under state law, supplemental county and municipal aid paid to each county and municipality is determined by 2023 Wisconsin Act 12 (sec. 79.037, Wis. Stats.)
- For detailed information, review [county and municipal aid spreadsheet](#)

Supplemental County and Municipal Aid Calculation	
1. Prior year supplemental county and municipal aid	\$621,756.40
2. Increase due to sales tax revenue including adjustments (<i>district changes</i>)	\$14,300.40
3. Total Supplemental County and Municipal Aid (<i>sum of Lines 1 and 2</i>)	\$636,056.80

Expenditure Restraint Incentive Program

- Only municipalities are eligible to receive Expenditure Restraint Incentive Program (ERIP) payments
- Under state law, in 2025, each municipality will receive a payment that is equal to the amount of the payment received by the municipality in 2024 (sec. 79.05(4), Wis. Stats., from 2023 WI Act 12 – notwithstanding subs. (2) and (3))

Contact Information

If you have questions, contact us at lgs@wisconsin.gov, (608) 266-8618 or (608) 261-5167.



State of Wisconsin • DEPARTMENT OF REVENUE

DIVISION OF STATE AND LOCAL FINANCE • BUREAU OF LOCAL GOVERNMENT SERVICES • 2135 RIMROCK RD MADISON, WI 53713

Mailing Address:
PO Box 8971 #6-97
Madison WI 53708-8971
Fax: (608) 264-6887
lgs@wisconsin.gov

September 13, 2024

DANIELLE VAN EGTERN
COUNTY OF DODGE
127 E OAK ST
JUNEAU WI 53039-1329

Notice of Shared Revenue – 2025 Original Estimate

Notice Information

The Wisconsin Department of Revenue (DOR) is providing the **estimated** shared revenue amounts your local government will receive in 2025 under current state law for county and municipal aid, supplemental county and municipal aid, utility aid and the expenditure restraint incentive program. This does not include adjustments, shown on the July and November payment notices.

District	COUNTY OF DODGE	County	DODGE	Co-muni code	14-999
-----------------	-----------------	---------------	-------	---------------------	--------

Estimate Information

For an explanation of each aid payment listed below, review the additional information in this notice.

2025 Original Estimate	
1. County and municipal aid	\$2,433,050.93
2. Utility aid	\$969,463.20
3. Supplemental county and municipal aid	\$1,235,308.83
4. Expenditure restraint incentive program	\$0.00
5. Total Estimated 2025 Payments (sum of Lines 1-4)	\$4,637,822.96

Payment Information

Your local government will receive two distributions in 2025 :

- July 28, 2025: 15% of Line 1, 2, and 3 and 100% of Line 4 (*shown above*)
- November 17, 2025: balance of your 2025 aid payments

County and Municipal Aid

Under state law, the county and municipal aid paid to each county and municipality must be equal to the amount determined in 2012 (sec. 79.036, Wis. Stats.) and adjusted for fallen protective services insurance reimbursement (sec. 79.036(4), Wis. Stats.).

County and Municipal Aid Calculation	
1. Prior year county and municipal aid	\$2,378,520.73
2. Increase due to sales tax revenue, including adjustments (<i>district changes</i>)	\$54,705.98
3. Fallen protective services insurance adjustment	-\$175.78
4. Fallen protective services insurance reimbursement (<i>reported to DOR</i>)	\$0.00
5. Total County and Municipal Aid (sum of Lines 1-4)	\$2,433,050.93

Utility Aid

- Under state law, utility aid is distributed to each county and municipality where tax-exempt utility property is located (sec. 79.04, Wis. Stats.)
- Utility companies report utility property information to DOR annually
- DOR uses the provided information to accurately calculate utility aid (*shown below*)

Utility Aid Calculation	
1. Net book value, <i>as of December 31, 2024 (including expected additions/retirements)</i>	\$35,810,200.00
2. Total net book value payment	\$169,046.56
3. Minimum payment	\$0.00
4. Megawatt capacity	282.5
5. Megawatt capacity payment	\$376,666.64
6. Closed/decommissioned production plant (phased down) payment	\$0.00
7. Subtotal (<i>sum of Lines 2, 3, 5 and 6</i>)	\$545,713.20
8. Population cap	\$11,157,250.00
9. Adjusted subtotal (<i>lesser of Line 7 or Line 8</i>)	\$545,713.20
10. Adjacent site incentive payment	\$0.00
11. Baseload incentive payment	\$0.00
12. Co-generation incentive payment	\$0.00
13. Alternative energy incentive payment	\$423,750.00
14. Total incentive payments (<i>sum of Lines 10 through 13</i>)	\$423,750.00
15. Spent nuclear fuel payment	\$0.00
16. Total Utility Aid – this is the utility aid payment listed on the front of the estimate (<i>sum of Lines 9, 14 and 15</i>)	\$969,463.20

Supplemental County and Municipal Aid

- Under state law, supplemental county and municipal aid paid to each county and municipality is determined by 2023 Wisconsin Act 12 (sec. 79.037, Wis. Stats.)
- For detailed information, review [county and municipal aid spreadsheet](#)

Supplemental County and Municipal Aid Calculation	
1. Prior year supplemental county and municipal aid	\$1,207,535.51
2. Increase due to sales tax revenue including adjustments (<i>district changes</i>)	\$27,773.32
3. Total Supplemental County and Municipal Aid (<i>sum of Lines 1 and 2</i>)	\$1,235,308.83

Expenditure Restraint Incentive Program

- Only municipalities are eligible to receive Expenditure Restraint Incentive Program (ERIP) payments
- Under state law, in 2025, each municipality will receive a payment that is equal to the amount of the payment received by the municipality in 2024 (sec. 79.05(4), Wis. Stats., from 2023 WI Act 12 – notwithstanding subs. (2) and (3))

Contact Information

If you have questions, contact us at lgs@wisconsin.gov, (608) 266-8618 or (608) 261-5167.



State of Wisconsin • DEPARTMENT OF REVENUE

DIVISION OF STATE AND LOCAL FINANCE • BUREAU OF LOCAL GOVERNMENT SERVICES • 2135 RIMROCK RD MADISON, WI 53713

Mailing Address:
PO Box 8971 #6-97
Madison WI 53708-8971
Fax: (608) 264-6887
lgs@wisconsin.gov

September 13, 2024

HALEY ADAMS
TOWN OF BAILEYS HARBOR
2392 CTH F, PO BOX 308
BAILEYS HARBOR WI 54202-0308

Notice of Shared Revenue – 2025 Original Estimate

Notice Information

The Wisconsin Department of Revenue (DOR) is providing the **estimated** shared revenue amounts your local government will receive in 2025 under current state law for county and municipal aid, supplemental county and municipal aid, utility aid and the expenditure restraint incentive program. This does not include adjustments, shown on the July and November payment notices.

District	TOWN OF BAILEYS HARBOR	County	DOOR	Co-muni code	15-002
-----------------	------------------------	---------------	------	---------------------	--------

Estimate Information

For an explanation of each aid payment listed below, review the additional information in this notice.

2025 Original Estimate	
1. County and municipal aid	\$11,071.85
2. Utility aid	\$0.00
3. Supplemental county and municipal aid	\$51,966.73
4. Expenditure restraint incentive program	\$0.00
5. Total Estimated 2025 Payments (sum of Lines 1-4)	\$63,038.58

Payment Information

Your local government will receive two distributions in 2025 :

- July 28, 2025: 15% of Line 1, 2, and 3 and 100% of Line 4 (*shown above*)
- November 17, 2025: balance of your 2025 aid payments

County and Municipal Aid

Under state law, the county and municipal aid paid to each county and municipality must be equal to the amount determined in 2012 (sec. 79.036, Wis. Stats.) and adjusted for fallen protective services insurance reimbursement (sec. 79.036(4), Wis. Stats.).

County and Municipal Aid Calculation	
1. Prior year county and municipal aid	\$10,823.71
2. Increase due to sales tax revenue, including adjustments (<i>district changes</i>)	\$248.94
3. Fallen protective services insurance adjustment	-\$0.80
4. Fallen protective services insurance reimbursement (<i>reported to DOR</i>)	\$0.00
5. Total County and Municipal Aid (sum of Lines 1-4)	\$11,071.85

Utility Aid

- Under state law, utility aid is distributed to each county and municipality where tax-exempt utility property is located (sec. 79.04, Wis. Stats.)
- Utility companies report utility property information to DOR annually
- DOR uses the provided information to accurately calculate utility aid (*shown below*)

Utility Aid Calculation	
1. Net book value, <i>as of December 31, 2024 (including expected additions/retirements)</i>	\$0.00
2. Total net book value payment	\$0.00
3. Minimum payment	\$0.00
4. Megawatt capacity	0.0
5. Megawatt capacity payment	\$0.00
6. Closed/decommissioned production plant (phased down) payment	\$0.00
7. Subtotal (<i>sum of Lines 2, 3, 5 and 6</i>)	\$0.00
8. Population cap	\$543,150.00
9. Adjusted subtotal (<i>lesser of Line 7 or Line 8</i>)	\$0.00
10. Adjacent site incentive payment	\$0.00
11. Baseload incentive payment	\$0.00
12. Co-generation incentive payment	\$0.00
13. Alternative energy incentive payment	\$0.00
14. Total incentive payments (<i>sum of Lines 10 through 13</i>)	\$0.00
15. Spent nuclear fuel payment	\$0.00
16. Total Utility Aid – this is the utility aid payment listed on the front of the estimate (<i>sum of Lines 9, 14 and 15</i>)	\$0.00

Supplemental County and Municipal Aid

- Under state law, supplemental county and municipal aid paid to each county and municipality is determined by 2023 Wisconsin Act 12 (sec. 79.037, Wis. Stats.)
- For detailed information, review [county and municipal aid spreadsheet](#)

Supplemental County and Municipal Aid Calculation	
1. Prior year supplemental county and municipal aid	\$50,798.37
2. Increase due to sales tax revenue including adjustments (<i>district changes</i>)	\$1,168.36
3. Total Supplemental County and Municipal Aid (<i>sum of Lines 1 and 2</i>)	\$51,966.73

Expenditure Restraint Incentive Program

- Only municipalities are eligible to receive Expenditure Restraint Incentive Program (ERIP) payments
- Under state law, in 2025, each municipality will receive a payment that is equal to the amount of the payment received by the municipality in 2024 (sec. 79.05(4), Wis. Stats., from 2023 WI Act 12 – notwithstanding subs. (2) and (3))

Contact Information

If you have questions, contact us at lgs@wisconsin.gov, (608) 266-8618 or (608) 261-5167.



State of Wisconsin • DEPARTMENT OF REVENUE

DIVISION OF STATE AND LOCAL FINANCE • BUREAU OF LOCAL GOVERNMENT SERVICES • 2135 RIMROCK RD MADISON, WI 53713

Mailing Address:
PO Box 8971 #6-97
Madison WI 53708-8971
Fax: (608) 264-6887
lgs@wisconsin.gov

September 13, 2024

JOANN NEINAS
TOWN OF BRUSSELS
8674 COUNTY RD H
STURGEON BAY WI 54235-9243

Notice of Shared Revenue – 2025 Original Estimate

Notice Information

The Wisconsin Department of Revenue (DOR) is providing the **estimated** shared revenue amounts your local government will receive in 2025 under current state law for county and municipal aid, supplemental county and municipal aid, utility aid and the expenditure restraint incentive program. This does not include adjustments, shown on the July and November payment notices.

District	TOWN OF BRUSSELS	County	DOOR	Co-muni code	15-004
-----------------	------------------	---------------	------	---------------------	--------

Estimate Information

For an explanation of each aid payment listed below, review the additional information in this notice.

2025 Original Estimate	
1. County and municipal aid	\$32,615.64
2. Utility aid	\$0.00
3. Supplemental county and municipal aid	\$50,026.04
4. Expenditure restraint incentive program	\$0.00
5. Total Estimated 2025 Payments (sum of Lines 1-4)	\$82,641.68

Payment Information

Your local government will receive two distributions in 2025 :

- July 28, 2025: 15% of Line 1, 2, and 3 and 100% of Line 4 (*shown above*)
- November 17, 2025: balance of your 2025 aid payments

County and Municipal Aid

Under state law, the county and municipal aid paid to each county and municipality must be equal to the amount determined in 2012 (sec. 79.036, Wis. Stats.) and adjusted for fallen protective services insurance reimbursement (sec. 79.036(4), Wis. Stats.).

County and Municipal Aid Calculation	
1. Prior year county and municipal aid	\$31,884.65
2. Increase due to sales tax revenue, including adjustments (<i>district changes</i>)	\$733.35
3. Fallen protective services insurance adjustment	-\$2.36
4. Fallen protective services insurance reimbursement (<i>reported to DOR</i>)	\$0.00
5. Total County and Municipal Aid (sum of Lines 1-4)	\$32,615.64

Utility Aid

- Under state law, utility aid is distributed to each county and municipality where tax-exempt utility property is located (sec. 79.04, Wis. Stats.)
- Utility companies report utility property information to DOR annually
- DOR uses the provided information to accurately calculate utility aid (*shown below*)

Utility Aid Calculation	
1. Net book value, <i>as of December 31, 2024 (including expected additions/retirements)</i>	\$0.00
2. Total net book value payment	\$0.00
3. Minimum payment	\$0.00
4. Megawatt capacity	0.0
5. Megawatt capacity payment	\$0.00
6. Closed/decommissioned production plant (phased down) payment	\$0.00
7. Subtotal (<i>sum of Lines 2, 3, 5 and 6</i>)	\$0.00
8. Population cap	\$473,025.00
9. Adjusted subtotal (<i>lesser of Line 7 or Line 8</i>)	\$0.00
10. Adjacent site incentive payment	\$0.00
11. Baseload incentive payment	\$0.00
12. Co-generation incentive payment	\$0.00
13. Alternative energy incentive payment	\$0.00
14. Total incentive payments (<i>sum of Lines 10 through 13</i>)	\$0.00
15. Spent nuclear fuel payment	\$0.00
16. Total Utility Aid – this is the utility aid payment listed on the front of the estimate (<i>sum of Lines 9, 14 and 15</i>)	\$0.00

Supplemental County and Municipal Aid

- Under state law, supplemental county and municipal aid paid to each county and municipality is determined by 2023 Wisconsin Act 12 (sec. 79.037, Wis. Stats.)
- For detailed information, review [county and municipal aid spreadsheet](#)

Supplemental County and Municipal Aid Calculation	
1. Prior year supplemental county and municipal aid	\$48,901.31
2. Increase due to sales tax revenue including adjustments (<i>district changes</i>)	\$1,124.73
3. Total Supplemental County and Municipal Aid (<i>sum of Lines 1 and 2</i>)	\$50,026.04

Expenditure Restraint Incentive Program

- Only municipalities are eligible to receive Expenditure Restraint Incentive Program (ERIP) payments
- Under state law, in 2025, each municipality will receive a payment that is equal to the amount of the payment received by the municipality in 2024 (sec. 79.05(4), Wis. Stats., from 2023 WI Act 12 – notwithstanding subs. (2) and (3))

Contact Information

If you have questions, contact us at lgs@wisconsin.gov, (608) 266-8618 or (608) 261-5167.



State of Wisconsin • DEPARTMENT OF REVENUE

DIVISION OF STATE AND LOCAL FINANCE • BUREAU OF LOCAL GOVERNMENT SERVICES • 2135 RIMROCK RD MADISON, WI 53713

Mailing Address:
PO Box 8971 #6-97
Madison WI 53708-8971
Fax: (608) 264-6887
lgs@wisconsin.gov

September 13, 2024

JESSICA BONGLE
TOWN OF CLAY BANKS
597 LOWER LASALLE RD
ALGOMA WI 54201-9433

Notice of Shared Revenue – 2025 Original Estimate

Notice Information

The Wisconsin Department of Revenue (DOR) is providing the **estimated** shared revenue amounts your local government will receive in 2025 under current state law for county and municipal aid, supplemental county and municipal aid, utility aid and the expenditure restraint incentive program. This does not include adjustments, shown on the July and November payment notices.

District	TOWN OF CLAY BANKS	County	DOOR	Co-muni code	15-006
-----------------	--------------------	---------------	------	---------------------	--------

Estimate Information

For an explanation of each aid payment listed below, review the additional information in this notice.

2025 Original Estimate	
1. County and municipal aid	\$5,729.76
2. Utility aid	\$0.00
3. Supplemental county and municipal aid	\$37,327.48
4. Expenditure restraint incentive program	\$0.00
5. Total Estimated 2025 Payments (sum of Lines 1-4)	\$43,057.24

Payment Information

Your local government will receive two distributions in 2025 :

- July 28, 2025: 15% of Line 1, 2, and 3 and 100% of Line 4 (*shown above*)
- November 17, 2025: balance of your 2025 aid payments

County and Municipal Aid

Under state law, the county and municipal aid paid to each county and municipality must be equal to the amount determined in 2012 (sec. 79.036, Wis. Stats.) and adjusted for fallen protective services insurance reimbursement (sec. 79.036(4), Wis. Stats.).

County and Municipal Aid Calculation	
1. Prior year county and municipal aid	\$5,601.34
2. Increase due to sales tax revenue, including adjustments (<i>district changes</i>)	\$128.83
3. Fallen protective services insurance adjustment	-\$0.41
4. Fallen protective services insurance reimbursement (<i>reported to DOR</i>)	\$0.00
5. Total County and Municipal Aid (sum of Lines 1-4)	\$5,729.76

Utility Aid

- Under state law, utility aid is distributed to each county and municipality where tax-exempt utility property is located (sec. 79.04, Wis. Stats.)
- Utility companies report utility property information to DOR annually
- DOR uses the provided information to accurately calculate utility aid (*shown below*)

Utility Aid Calculation	
1. Net book value, <i>as of December 31, 2024 (including expected additions/retirements)</i>	\$0.00
2. Total net book value payment	\$0.00
3. Minimum payment	\$0.00
4. Megawatt capacity	0.0
5. Megawatt capacity payment	\$0.00
6. Closed/decommissioned production plant (phased down) payment	\$0.00
7. Subtotal (<i>sum of Lines 2, 3, 5 and 6</i>)	\$0.00
8. Population cap	\$164,900.00
9. Adjusted subtotal (<i>lesser of Line 7 or Line 8</i>)	\$0.00
10. Adjacent site incentive payment	\$0.00
11. Baseload incentive payment	\$0.00
12. Co-generation incentive payment	\$0.00
13. Alternative energy incentive payment	\$0.00
14. Total incentive payments (<i>sum of Lines 10 through 13</i>)	\$0.00
15. Spent nuclear fuel payment	\$0.00
16. Total Utility Aid – this is the utility aid payment listed on the front of the estimate (<i>sum of Lines 9, 14 and 15</i>)	\$0.00

Supplemental County and Municipal Aid

- Under state law, supplemental county and municipal aid paid to each county and municipality is determined by 2023 Wisconsin Act 12 (sec. 79.037, Wis. Stats.)
- For detailed information, review [county and municipal aid spreadsheet](#)

Supplemental County and Municipal Aid Calculation	
1. Prior year supplemental county and municipal aid	\$36,488.25
2. Increase due to sales tax revenue including adjustments (<i>district changes</i>)	\$839.23
3. Total Supplemental County and Municipal Aid (<i>sum of Lines 1 and 2</i>)	\$37,327.48

Expenditure Restraint Incentive Program

- Only municipalities are eligible to receive Expenditure Restraint Incentive Program (ERIP) payments
- Under state law, in 2025, each municipality will receive a payment that is equal to the amount of the payment received by the municipality in 2024 (sec. 79.05(4), Wis. Stats., from 2023 WI Act 12 – notwithstanding subs. (2) and (3))

Contact Information

If you have questions, contact us at lgs@wisconsin.gov, (608) 266-8618 or (608) 261-5167.



State of Wisconsin • DEPARTMENT OF REVENUE

DIVISION OF STATE AND LOCAL FINANCE • BUREAU OF LOCAL GOVERNMENT SERVICES • 2135 RIMROCK RD MADISON, WI 53713

Mailing Address:
PO Box 8971 #6-97
Madison WI 53708-8971
Fax: (608) 264-6887
lgs@wisconsin.gov

September 13, 2024

PAMELA KRAUEL
TOWN OF EGG HARBOR
5242 COUNTY RD I
STURGEON BAY WI 54235-8936

Notice of Shared Revenue – 2025 Original Estimate

Notice Information

The Wisconsin Department of Revenue (DOR) is providing the **estimated** shared revenue amounts your local government will receive in 2025 under current state law for county and municipal aid, supplemental county and municipal aid, utility aid and the expenditure restraint incentive program. This does not include adjustments, shown on the July and November payment notices.

District	TOWN OF EGG HARBOR	County	DOOR	Co-muni code	15-008
-----------------	--------------------	---------------	------	---------------------	--------

Estimate Information

For an explanation of each aid payment listed below, review the additional information in this notice.

2025 Original Estimate	
1. County and municipal aid	\$13,957.36
2. Utility aid	\$3,246.57
3. Supplemental county and municipal aid	\$56,379.49
4. Expenditure restraint incentive program	\$0.00
5. Total Estimated 2025 Payments (sum of Lines 1-4)	\$73,583.42

Payment Information

Your local government will receive two distributions in 2025 :

- July 28, 2025: 15% of Line 1, 2, and 3 and 100% of Line 4 (*shown above*)
- November 17, 2025: balance of your 2025 aid payments

County and Municipal Aid

Under state law, the county and municipal aid paid to each county and municipality must be equal to the amount determined in 2012 (sec. 79.036, Wis. Stats.) and adjusted for fallen protective services insurance reimbursement (sec. 79.036(4), Wis. Stats.).

County and Municipal Aid Calculation	
1. Prior year county and municipal aid	\$13,644.55
2. Increase due to sales tax revenue, including adjustments (<i>district changes</i>)	\$313.82
3. Fallen protective services insurance adjustment	-\$1.01
4. Fallen protective services insurance reimbursement (<i>reported to DOR</i>)	\$0.00
5. Total County and Municipal Aid (sum of Lines 1-4)	\$13,957.36

Utility Aid

- Under state law, utility aid is distributed to each county and municipality where tax-exempt utility property is located (sec. 79.04, Wis. Stats.)
- Utility companies report utility property information to DOR annually
- DOR uses the provided information to accurately calculate utility aid (*shown below*)

Utility Aid Calculation	
1. Net book value, <i>as of December 31, 2024 (including expected additions/retirements)</i>	\$1,082,190.00
2. Total net book value payment	\$3,246.57
3. Minimum payment	\$0.00
4. Megawatt capacity	0.0
5. Megawatt capacity payment	\$0.00
6. Closed/decommissioned production plant (phased down) payment	\$0.00
7. Subtotal (<i>sum of Lines 2, 3, 5 and 6</i>)	\$3,246.57
8. Population cap	\$663,425.00
9. Adjusted subtotal (<i>lesser of Line 7 or Line 8</i>)	\$3,246.57
10. Adjacent site incentive payment	\$0.00
11. Baseload incentive payment	\$0.00
12. Co-generation incentive payment	\$0.00
13. Alternative energy incentive payment	\$0.00
14. Total incentive payments (<i>sum of Lines 10 through 13</i>)	\$0.00
15. Spent nuclear fuel payment	\$0.00
16. Total Utility Aid – this is the utility aid payment listed on the front of the estimate (<i>sum of Lines 9, 14 and 15</i>)	\$3,246.57

Supplemental County and Municipal Aid

- Under state law, supplemental county and municipal aid paid to each county and municipality is determined by 2023 Wisconsin Act 12 (sec. 79.037, Wis. Stats.)
- For detailed information, review [county and municipal aid spreadsheet](#)

Supplemental County and Municipal Aid Calculation	
1. Prior year supplemental county and municipal aid	\$55,111.92
2. Increase due to sales tax revenue including adjustments (<i>district changes</i>)	\$1,267.57
3. Total Supplemental County and Municipal Aid (<i>sum of Lines 1 and 2</i>)	\$56,379.49

Expenditure Restraint Incentive Program

- Only municipalities are eligible to receive Expenditure Restraint Incentive Program (ERIP) payments
- Under state law, in 2025, each municipality will receive a payment that is equal to the amount of the payment received by the municipality in 2024 (sec. 79.05(4), Wis. Stats., from 2023 WI Act 12 – notwithstanding subs. (2) and (3))

Contact Information

If you have questions, contact us at lgs@wisconsin.gov, (608) 266-8618 or (608) 261-5167.



State of Wisconsin • DEPARTMENT OF REVENUE

DIVISION OF STATE AND LOCAL FINANCE • BUREAU OF LOCAL GOVERNMENT SERVICES • 2135 RIMROCK RD MADISON, WI 53713

Mailing Address:
PO Box 8971 #6-97
Madison WI 53708-8971
Fax: (608) 264-6887
lgs@wisconsin.gov

September 13, 2024

THERESA TLACHAC
TOWN OF FORESTVILLE
6790 MAPLEWOOD RD
FORESTVILLE WI 54213

Notice of Shared Revenue – 2025 Original Estimate

Notice Information

The Wisconsin Department of Revenue (DOR) is providing the **estimated** shared revenue amounts your local government will receive in 2025 under current state law for county and municipal aid, supplemental county and municipal aid, utility aid and the expenditure restraint incentive program. This does not include adjustments, shown on the July and November payment notices.

District	TOWN OF FORESTVILLE	County	DOOR	Co-muni code	15-010
-----------------	---------------------	---------------	------	---------------------	--------

Estimate Information

For an explanation of each aid payment listed below, review the additional information in this notice.

2025 Original Estimate	
1. County and municipal aid	\$45,591.68
2. Utility aid	\$3,038.96
3. Supplemental county and municipal aid	\$48,961.12
4. Expenditure restraint incentive program	\$0.00
5. Total Estimated 2025 Payments (sum of Lines 1-4)	\$97,591.76

Payment Information

Your local government will receive two distributions in 2025 :

- July 28, 2025: 15% of Line 1, 2, and 3 and 100% of Line 4 (*shown above*)
- November 17, 2025: balance of your 2025 aid payments

County and Municipal Aid

Under state law, the county and municipal aid paid to each county and municipality must be equal to the amount determined in 2012 (sec. 79.036, Wis. Stats.) and adjusted for fallen protective services insurance reimbursement (sec. 79.036(4), Wis. Stats.).

County and Municipal Aid Calculation	
1. Prior year county and municipal aid	\$44,569.86
2. Increase due to sales tax revenue, including adjustments (<i>district changes</i>)	\$1,025.11
3. Fallen protective services insurance adjustment	-\$3.29
4. Fallen protective services insurance reimbursement (<i>reported to DOR</i>)	\$0.00
5. Total County and Municipal Aid (sum of Lines 1-4)	\$45,591.68

Utility Aid

- Under state law, utility aid is distributed to each county and municipality where tax-exempt utility property is located (sec. 79.04, Wis. Stats.)
- Utility companies report utility property information to DOR annually
- DOR uses the provided information to accurately calculate utility aid (*shown below*)

Utility Aid Calculation	
1. Net book value, <i>as of December 31, 2024 (including expected additions/retirements)</i>	\$1,012,985.00
2. Total net book value payment	\$3,038.96
3. Minimum payment	\$0.00
4. Megawatt capacity	0.0
5. Megawatt capacity payment	\$0.00
6. Closed/decommissioned production plant (phased down) payment	\$0.00
7. Subtotal (<i>sum of Lines 2, 3, 5 and 6</i>)	\$3,038.96
8. Population cap	\$453,900.00
9. Adjusted subtotal (<i>lesser of Line 7 or Line 8</i>)	\$3,038.96
10. Adjacent site incentive payment	\$0.00
11. Baseload incentive payment	\$0.00
12. Co-generation incentive payment	\$0.00
13. Alternative energy incentive payment	\$0.00
14. Total incentive payments (<i>sum of Lines 10 through 13</i>)	\$0.00
15. Spent nuclear fuel payment	\$0.00
16. Total Utility Aid – this is the utility aid payment listed on the front of the estimate (<i>sum of Lines 9, 14 and 15</i>)	\$3,038.96

Supplemental County and Municipal Aid

- Under state law, supplemental county and municipal aid paid to each county and municipality is determined by 2023 Wisconsin Act 12 (sec. 79.037, Wis. Stats.)
- For detailed information, review [county and municipal aid spreadsheet](#)

Supplemental County and Municipal Aid Calculation	
1. Prior year supplemental county and municipal aid	\$47,860.33
2. Increase due to sales tax revenue including adjustments (<i>district changes</i>)	\$1,100.79
3. Total Supplemental County and Municipal Aid (<i>sum of Lines 1 and 2</i>)	\$48,961.12

Expenditure Restraint Incentive Program

- Only municipalities are eligible to receive Expenditure Restraint Incentive Program (ERIP) payments
- Under state law, in 2025, each municipality will receive a payment that is equal to the amount of the payment received by the municipality in 2024 (sec. 79.05(4), Wis. Stats., from 2023 WI Act 12 – notwithstanding subs. (2) and (3))

Contact Information

If you have questions, contact us at lgs@wisconsin.gov, (608) 266-8618 or (608) 261-5167.



State of Wisconsin • DEPARTMENT OF REVENUE

DIVISION OF STATE AND LOCAL FINANCE • BUREAU OF LOCAL GOVERNMENT SERVICES • 2135 RIMROCK RD MADISON, WI 53713

Mailing Address:
PO Box 8971 #6-97
Madison WI 53708-8971
Fax: (608) 264-6887
lgs@wisconsin.gov

September 13, 2024

AMY SACOTTE
TOWN OF GARDNER
2026 COUNTY RD DK
STURGEON BAY WI 54235

Notice of Shared Revenue – 2025 Original Estimate

Notice Information

The Wisconsin Department of Revenue (DOR) is providing the **estimated** shared revenue amounts your local government will receive in 2025 under current state law for county and municipal aid, supplemental county and municipal aid, utility aid and the expenditure restraint incentive program. This does not include adjustments, shown on the July and November payment notices.

District	TOWN OF GARDNER	County	DOOR	Co-muni code	15-012
-----------------	-----------------	---------------	------	---------------------	--------

Estimate Information

For an explanation of each aid payment listed below, review the additional information in this notice.

2025 Original Estimate	
1. County and municipal aid	\$12,744.89
2. Utility aid	\$0.00
3. Supplemental county and municipal aid	\$51,795.00
4. Expenditure restraint incentive program	\$0.00
5. Total Estimated 2025 Payments (sum of Lines 1-4)	\$64,539.89

Payment Information

Your local government will receive two distributions in 2025 :

- July 28, 2025: 15% of Line 1, 2, and 3 and 100% of Line 4 (*shown above*)
- November 17, 2025: balance of your 2025 aid payments

County and Municipal Aid

Under state law, the county and municipal aid paid to each county and municipality must be equal to the amount determined in 2012 (sec. 79.036, Wis. Stats.) and adjusted for fallen protective services insurance reimbursement (sec. 79.036(4), Wis. Stats.).

County and Municipal Aid Calculation	
1. Prior year county and municipal aid	\$12,459.25
2. Increase due to sales tax revenue, including adjustments (<i>district changes</i>)	\$286.56
3. Fallen protective services insurance adjustment	-\$0.92
4. Fallen protective services insurance reimbursement (<i>reported to DOR</i>)	\$0.00
5. Total County and Municipal Aid (sum of Lines 1-4)	\$12,744.89

Utility Aid

- Under state law, utility aid is distributed to each county and municipality where tax-exempt utility property is located (sec. 79.04, Wis. Stats.)
- Utility companies report utility property information to DOR annually
- DOR uses the provided information to accurately calculate utility aid (*shown below*)

Utility Aid Calculation	
1. Net book value, as of December 31, 2024 (including expected additions/retirements)	\$0.00
2. Total net book value payment	\$0.00
3. Minimum payment	\$0.00
4. Megawatt capacity	0.0
5. Megawatt capacity payment	\$0.00
6. Closed/decommissioned production plant (phased down) payment	\$0.00
7. Subtotal (sum of Lines 2, 3, 5 and 6)	\$0.00
8. Population cap	\$527,425.00
9. Adjusted subtotal (lesser of Line 7 or Line 8)	\$0.00
10. Adjacent site incentive payment	\$0.00
11. Baseload incentive payment	\$0.00
12. Co-generation incentive payment	\$0.00
13. Alternative energy incentive payment	\$0.00
14. Total incentive payments (sum of Lines 10 through 13)	\$0.00
15. Spent nuclear fuel payment	\$0.00
16. Total Utility Aid – this is the utility aid payment listed on the front of the estimate (sum of Lines 9, 14 and 15)	\$0.00

Supplemental County and Municipal Aid

- Under state law, supplemental county and municipal aid paid to each county and municipality is determined by 2023 Wisconsin Act 12 (sec. 79.037, Wis. Stats.)
- For detailed information, review [county and municipal aid spreadsheet](#)

Supplemental County and Municipal Aid Calculation	
1. Prior year supplemental county and municipal aid	\$50,630.50
2. Increase due to sales tax revenue including adjustments (<i>district changes</i>)	\$1,164.50
3. Total Supplemental County and Municipal Aid (sum of Lines 1 and 2)	\$51,795.00

Expenditure Restraint Incentive Program

- Only municipalities are eligible to receive Expenditure Restraint Incentive Program (ERIP) payments
- Under state law, in 2025, each municipality will receive a payment that is equal to the amount of the payment received by the municipality in 2024 (sec. 79.05(4), Wis. Stats., from 2023 WI Act 12 – notwithstanding subs. (2) and (3))

Contact Information

If you have questions, contact us at lgs@wisconsin.gov, (608) 266-8618 or (608) 261-5167.



State of Wisconsin • DEPARTMENT OF REVENUE

DIVISION OF STATE AND LOCAL FINANCE • BUREAU OF LOCAL GOVERNMENT SERVICES • 2135 RIMROCK RD MADISON, WI 53713

Mailing Address:
PO Box 8971 #6-97
Madison WI 53708-8971
Fax: (608) 264-6887
lgs@wisconsin.gov

September 13, 2024

LAURA REETZ
TOWN OF GIBRALTAR
PO BOX 850
FISH CREEK WI 54212

Notice of Shared Revenue – 2025 Original Estimate

Notice Information

The Wisconsin Department of Revenue (DOR) is providing the **estimated** shared revenue amounts your local government will receive in 2025 under current state law for county and municipal aid, supplemental county and municipal aid, utility aid and the expenditure restraint incentive program. This does not include adjustments, shown on the July and November payment notices.

District	TOWN OF GIBRALTAR	County	DOOR	Co-muni code	15-014
-----------------	-------------------	---------------	------	---------------------	--------

Estimate Information

For an explanation of each aid payment listed below, review the additional information in this notice.

2025 Original Estimate	
1. County and municipal aid	\$13,223.65
2. Utility aid	\$0.00
3. Supplemental county and municipal aid	\$52,447.57
4. Expenditure restraint incentive program	\$0.00
5. Total Estimated 2025 Payments (sum of Lines 1-4)	\$65,671.22

Payment Information

Your local government will receive two distributions in 2025 :

- July 28, 2025: 15% of Line 1, 2, and 3 and 100% of Line 4 (*shown above*)
- November 17, 2025: balance of your 2025 aid payments

County and Municipal Aid

Under state law, the county and municipal aid paid to each county and municipality must be equal to the amount determined in 2012 (sec. 79.036, Wis. Stats.) and adjusted for fallen protective services insurance reimbursement (sec. 79.036(4), Wis. Stats.).

County and Municipal Aid Calculation	
1. Prior year county and municipal aid	\$12,927.28
2. Increase due to sales tax revenue, including adjustments (<i>district changes</i>)	\$297.33
3. Fallen protective services insurance adjustment	-\$0.96
4. Fallen protective services insurance reimbursement (<i>reported to DOR</i>)	\$0.00
5. Total County and Municipal Aid (sum of Lines 1-4)	\$13,223.65

Utility Aid

- Under state law, utility aid is distributed to each county and municipality where tax-exempt utility property is located (sec. 79.04, Wis. Stats.)
- Utility companies report utility property information to DOR annually
- DOR uses the provided information to accurately calculate utility aid (*shown below*)

Utility Aid Calculation	
1. Net book value, <i>as of December 31, 2024 (including expected additions/retirements)</i>	\$0.00
2. Total net book value payment	\$0.00
3. Minimum payment	\$0.00
4. Megawatt capacity	0.0
5. Megawatt capacity payment	\$0.00
6. Closed/decommissioned production plant (phased down) payment	\$0.00
7. Subtotal (<i>sum of Lines 2, 3, 5 and 6</i>)	\$0.00
8. Population cap	\$560,150.00
9. Adjusted subtotal (<i>lesser of Line 7 or Line 8</i>)	\$0.00
10. Adjacent site incentive payment	\$0.00
11. Baseload incentive payment	\$0.00
12. Co-generation incentive payment	\$0.00
13. Alternative energy incentive payment	\$0.00
14. Total incentive payments (<i>sum of Lines 10 through 13</i>)	\$0.00
15. Spent nuclear fuel payment	\$0.00
16. Total Utility Aid – this is the utility aid payment listed on the front of the estimate (<i>sum of Lines 9, 14 and 15</i>)	\$0.00

Supplemental County and Municipal Aid

- Under state law, supplemental county and municipal aid paid to each county and municipality is determined by 2023 Wisconsin Act 12 (sec. 79.037, Wis. Stats.)
- For detailed information, review [county and municipal aid spreadsheet](#)

Supplemental County and Municipal Aid Calculation	
1. Prior year supplemental county and municipal aid	\$51,268.40
2. Increase due to sales tax revenue including adjustments (<i>district changes</i>)	\$1,179.17
3. Total Supplemental County and Municipal Aid (<i>sum of Lines 1 and 2</i>)	\$52,447.57

Expenditure Restraint Incentive Program

- Only municipalities are eligible to receive Expenditure Restraint Incentive Program (ERIP) payments
- Under state law, in 2025, each municipality will receive a payment that is equal to the amount of the payment received by the municipality in 2024 (sec. 79.05(4), Wis. Stats., from 2023 WI Act 12 – notwithstanding subs. (2) and (3))

Contact Information

If you have questions, contact us at lgs@wisconsin.gov, (608) 266-8618 or (608) 261-5167.



State of Wisconsin • DEPARTMENT OF REVENUE

DIVISION OF STATE AND LOCAL FINANCE • BUREAU OF LOCAL GOVERNMENT SERVICES • 2135 RIMROCK RD MADISON, WI 53713

Mailing Address:
PO Box 8971 #6-97
Madison WI 53708-8971
Fax: (608) 264-6887
lgs@wisconsin.gov

September 13, 2024

COLLEEN HUBERTY
TOWN OF JACKSONPORT
3365 COUNTY ROAD V
STURGEON BAY WI 54235

Notice of Shared Revenue – 2025 Original Estimate

Notice Information

The Wisconsin Department of Revenue (DOR) is providing the **estimated** shared revenue amounts your local government will receive in 2025 under current state law for county and municipal aid, supplemental county and municipal aid, utility aid and the expenditure restraint incentive program. This does not include adjustments, shown on the July and November payment notices.

District	TOWN OF JACKSONPORT	County	DOOR	Co-muni code	15-016
-----------------	---------------------	---------------	------	---------------------	--------

Estimate Information

For an explanation of each aid payment listed below, review the additional information in this notice.

2025 Original Estimate	
1. County and municipal aid	\$9,919.92
2. Utility aid	\$0.00
3. Supplemental county and municipal aid	\$45,920.49
4. Expenditure restraint incentive program	\$0.00
5. Total Estimated 2025 Payments (sum of Lines 1-4)	\$55,840.41

Payment Information

Your local government will receive two distributions in 2025 :

- July 28, 2025: 15% of Line 1, 2, and 3 and 100% of Line 4 (*shown above*)
- November 17, 2025: balance of your 2025 aid payments

County and Municipal Aid

Under state law, the county and municipal aid paid to each county and municipality must be equal to the amount determined in 2012 (sec. 79.036, Wis. Stats.) and adjusted for fallen protective services insurance reimbursement (sec. 79.036(4), Wis. Stats.).

County and Municipal Aid Calculation	
1. Prior year county and municipal aid	\$9,697.60
2. Increase due to sales tax revenue, including adjustments (<i>district changes</i>)	\$223.04
3. Fallen protective services insurance adjustment	-\$0.72
4. Fallen protective services insurance reimbursement (<i>reported to DOR</i>)	\$0.00
5. Total County and Municipal Aid (sum of Lines 1-4)	\$9,919.92

Utility Aid

- Under state law, utility aid is distributed to each county and municipality where tax-exempt utility property is located (sec. 79.04, Wis. Stats.)
- Utility companies report utility property information to DOR annually
- DOR uses the provided information to accurately calculate utility aid (*shown below*)

Utility Aid Calculation	
1. Net book value, <i>as of December 31, 2024 (including expected additions/retirements)</i>	\$0.00
2. Total net book value payment	\$0.00
3. Minimum payment	\$0.00
4. Megawatt capacity	0.0
5. Megawatt capacity payment	\$0.00
6. Closed/decommissioned production plant (phased down) payment	\$0.00
7. Subtotal (<i>sum of Lines 2, 3, 5 and 6</i>)	\$0.00
8. Population cap	\$382,925.00
9. Adjusted subtotal (<i>lesser of Line 7 or Line 8</i>)	\$0.00
10. Adjacent site incentive payment	\$0.00
11. Baseload incentive payment	\$0.00
12. Co-generation incentive payment	\$0.00
13. Alternative energy incentive payment	\$0.00
14. Total incentive payments (<i>sum of Lines 10 through 13</i>)	\$0.00
15. Spent nuclear fuel payment	\$0.00
16. Total Utility Aid – this is the utility aid payment listed on the front of the estimate (<i>sum of Lines 9, 14 and 15</i>)	\$0.00

Supplemental County and Municipal Aid

- Under state law, supplemental county and municipal aid paid to each county and municipality is determined by 2023 Wisconsin Act 12 (sec. 79.037, Wis. Stats.)
- For detailed information, review [county and municipal aid spreadsheet](#)

Supplemental County and Municipal Aid Calculation	
1. Prior year supplemental county and municipal aid	\$44,888.06
2. Increase due to sales tax revenue including adjustments (<i>district changes</i>)	\$1,032.43
3. Total Supplemental County and Municipal Aid (<i>sum of Lines 1 and 2</i>)	\$45,920.49

Expenditure Restraint Incentive Program

- Only municipalities are eligible to receive Expenditure Restraint Incentive Program (ERIP) payments
- Under state law, in 2025, each municipality will receive a payment that is equal to the amount of the payment received by the municipality in 2024 (sec. 79.05(4), Wis. Stats., from 2023 WI Act 12 – notwithstanding subs. (2) and (3))

Contact Information

If you have questions, contact us at lgs@wisconsin.gov, (608) 266-8618 or (608) 261-5167.



State of Wisconsin • DEPARTMENT OF REVENUE

DIVISION OF STATE AND LOCAL FINANCE • BUREAU OF LOCAL GOVERNMENT SERVICES • 2135 RIMROCK RD MADISON, WI 53713

Mailing Address:
PO Box 8971 #6-97
Madison WI 53708-8971
Fax: (608) 264-6887
lgs@wisconsin.gov

September 13, 2024

PAMELA DONART-WELCOME
TOWN OF LIBERTY GROVE
11161 OLD STAGE ROAD
SISTER BAY WI 54234

Notice of Shared Revenue – 2025 Original Estimate

Notice Information

The Wisconsin Department of Revenue (DOR) is providing the **estimated** shared revenue amounts your local government will receive in 2025 under current state law for county and municipal aid, supplemental county and municipal aid, utility aid and the expenditure restraint incentive program. This does not include adjustments, shown on the July and November payment notices.

District	TOWN OF LIBERTY GROVE	County	DOOR	Co-muni code	15-018
-----------------	-----------------------	---------------	------	---------------------	--------

Estimate Information

For an explanation of each aid payment listed below, review the additional information in this notice.

2025 Original Estimate	
1. County and municipal aid	\$20,648.06
2. Utility aid	\$4,565.08
3. Supplemental county and municipal aid	\$67,190.76
4. Expenditure restraint incentive program	\$0.00
5. Total Estimated 2025 Payments (sum of Lines 1-4)	\$92,403.90

Payment Information

Your local government will receive two distributions in 2025 :

- July 28, 2025: 15% of Line 1, 2, and 3 and 100% of Line 4 (*shown above*)
- November 17, 2025: balance of your 2025 aid payments

County and Municipal Aid

Under state law, the county and municipal aid paid to each county and municipality must be equal to the amount determined in 2012 (sec. 79.036, Wis. Stats.) and adjusted for fallen protective services insurance reimbursement (sec. 79.036(4), Wis. Stats.).

County and Municipal Aid Calculation	
1. Prior year county and municipal aid	\$20,185.29
2. Increase due to sales tax revenue, including adjustments (<i>district changes</i>)	\$464.26
3. Fallen protective services insurance adjustment	-\$1.49
4. Fallen protective services insurance reimbursement (<i>reported to DOR</i>)	\$0.00
5. Total County and Municipal Aid (sum of Lines 1-4)	\$20,648.06

Utility Aid

- Under state law, utility aid is distributed to each county and municipality where tax-exempt utility property is located (sec. 79.04, Wis. Stats.)
- Utility companies report utility property information to DOR annually
- DOR uses the provided information to accurately calculate utility aid (*shown below*)

Utility Aid Calculation	
1. Net book value, <i>as of December 31, 2024 (including expected additions/retirements)</i>	\$1,521,694.00
2. Total net book value payment	\$4,565.08
3. Minimum payment	\$0.00
4. Megawatt capacity	0.0
5. Megawatt capacity payment	\$0.00
6. Closed/decommissioned production plant (phased down) payment	\$0.00
7. Subtotal (<i>sum of Lines 2, 3, 5 and 6</i>)	\$4,565.08
8. Population cap	\$919,700.00
9. Adjusted subtotal (<i>lesser of Line 7 or Line 8</i>)	\$4,565.08
10. Adjacent site incentive payment	\$0.00
11. Baseload incentive payment	\$0.00
12. Co-generation incentive payment	\$0.00
13. Alternative energy incentive payment	\$0.00
14. Total incentive payments (<i>sum of Lines 10 through 13</i>)	\$0.00
15. Spent nuclear fuel payment	\$0.00
16. Total Utility Aid – this is the utility aid payment listed on the front of the estimate (<i>sum of Lines 9, 14 and 15</i>)	\$4,565.08

Supplemental County and Municipal Aid

- Under state law, supplemental county and municipal aid paid to each county and municipality is determined by 2023 Wisconsin Act 12 (sec. 79.037, Wis. Stats.)
- For detailed information, review [county and municipal aid spreadsheet](#)

Supplemental County and Municipal Aid Calculation	
1. Prior year supplemental county and municipal aid	\$65,680.12
2. Increase due to sales tax revenue including adjustments (<i>district changes</i>)	\$1,510.64
3. Total Supplemental County and Municipal Aid (<i>sum of Lines 1 and 2</i>)	\$67,190.76

Expenditure Restraint Incentive Program

- Only municipalities are eligible to receive Expenditure Restraint Incentive Program (ERIP) payments
- Under state law, in 2025, each municipality will receive a payment that is equal to the amount of the payment received by the municipality in 2024 (sec. 79.05(4), Wis. Stats., from 2023 WI Act 12 – notwithstanding subs. (2) and (3))

Contact Information

If you have questions, contact us at lgs@wisconsin.gov, (608) 266-8618 or (608) 261-5167.



State of Wisconsin • DEPARTMENT OF REVENUE

DIVISION OF STATE AND LOCAL FINANCE • BUREAU OF LOCAL GOVERNMENT SERVICES • 2135 RIMROCK RD MADISON, WI 53713

Mailing Address:
PO Box 8971 #6-97
Madison WI 53708-8971
Fax: (608) 264-6887
lgs@wisconsin.gov

September 13, 2024

JILL LAU
TOWN OF NASEWAUPEE
3388 COUNTY PD
STURGEON BAY WI 54235

Notice of Shared Revenue – 2025 Original Estimate

Notice Information

The Wisconsin Department of Revenue (DOR) is providing the **estimated** shared revenue amounts your local government will receive in 2025 under current state law for county and municipal aid, supplemental county and municipal aid, utility aid and the expenditure restraint incentive program. This does not include adjustments, shown on the July and November payment notices.

District	TOWN OF NASEWAUPEE	County	DOOR	Co-muni code	15-020
-----------------	--------------------	---------------	------	---------------------	--------

Estimate Information

For an explanation of each aid payment listed below, review the additional information in this notice.

2025 Original Estimate	
1. County and municipal aid	\$23,050.01
2. Utility aid	\$2,702.01
3. Supplemental county and municipal aid	\$65,080.66
4. Expenditure restraint incentive program	\$0.00
5. Total Estimated 2025 Payments (sum of Lines 1-4)	\$90,832.68

Payment Information

Your local government will receive two distributions in 2025 :

- July 28, 2025: 15% of Line 1, 2, and 3 and 100% of Line 4 (*shown above*)
- November 17, 2025: balance of your 2025 aid payments

County and Municipal Aid

Under state law, the county and municipal aid paid to each county and municipality must be equal to the amount determined in 2012 (sec. 79.036, Wis. Stats.) and adjusted for fallen protective services insurance reimbursement (sec. 79.036(4), Wis. Stats.).

County and Municipal Aid Calculation	
1. Prior year county and municipal aid	\$22,533.41
2. Increase due to sales tax revenue, including adjustments (<i>district changes</i>)	\$518.27
3. Fallen protective services insurance adjustment	-\$1.67
4. Fallen protective services insurance reimbursement (<i>reported to DOR</i>)	\$0.00
5. Total County and Municipal Aid (sum of Lines 1-4)	\$23,050.01

Utility Aid

- Under state law, utility aid is distributed to each county and municipality where tax-exempt utility property is located (sec. 79.04, Wis. Stats.)
- Utility companies report utility property information to DOR annually
- DOR uses the provided information to accurately calculate utility aid (*shown below*)

Utility Aid Calculation	
1. Net book value, <i>as of December 31, 2024 (including expected additions/retirements)</i>	\$900,671.00
2. Total net book value payment	\$2,702.01
3. Minimum payment	\$0.00
4. Megawatt capacity	0.0
5. Megawatt capacity payment	\$0.00
6. Closed/decommissioned production plant (phased down) payment	\$0.00
7. Subtotal (<i>sum of Lines 2, 3, 5 and 6</i>)	\$2,702.01
8. Population cap	\$881,025.00
9. Adjusted subtotal (<i>lesser of Line 7 or Line 8</i>)	\$2,702.01
10. Adjacent site incentive payment	\$0.00
11. Baseload incentive payment	\$0.00
12. Co-generation incentive payment	\$0.00
13. Alternative energy incentive payment	\$0.00
14. Total incentive payments (<i>sum of Lines 10 through 13</i>)	\$0.00
15. Spent nuclear fuel payment	\$0.00
16. Total Utility Aid – this is the utility aid payment listed on the front of the estimate (<i>sum of Lines 9, 14 and 15</i>)	\$2,702.01

Supplemental County and Municipal Aid

- Under state law, supplemental county and municipal aid paid to each county and municipality is determined by 2023 Wisconsin Act 12 (sec. 79.037, Wis. Stats.)
- For detailed information, review [county and municipal aid spreadsheet](#)

Supplemental County and Municipal Aid Calculation	
1. Prior year supplemental county and municipal aid	\$63,617.46
2. Increase due to sales tax revenue including adjustments (<i>district changes</i>)	\$1,463.20
3. Total Supplemental County and Municipal Aid (<i>sum of Lines 1 and 2</i>)	\$65,080.66

Expenditure Restraint Incentive Program

- Only municipalities are eligible to receive Expenditure Restraint Incentive Program (ERIP) payments
- Under state law, in 2025, each municipality will receive a payment that is equal to the amount of the payment received by the municipality in 2024 (sec. 79.05(4), Wis. Stats., from 2023 WI Act 12 – notwithstanding subs. (2) and (3))

Contact Information

If you have questions, contact us at lgs@wisconsin.gov, (608) 266-8618 or (608) 261-5167.



State of Wisconsin • DEPARTMENT OF REVENUE

DIVISION OF STATE AND LOCAL FINANCE • BUREAU OF LOCAL GOVERNMENT SERVICES • 2135 RIMROCK RD MADISON, WI 53713

Mailing Address:
PO Box 8971 #6-97
Madison WI 53708-8971
Fax: (608) 264-6887
lgs@wisconsin.gov

September 13, 2024

AMY FLOK
TOWN OF SEVASTOPOL
4528 STATE HWY 57
STURGEON BAY WI 54235

Notice of Shared Revenue – 2025 Original Estimate

Notice Information

The Wisconsin Department of Revenue (DOR) is providing the **estimated** shared revenue amounts your local government will receive in 2025 under current state law for county and municipal aid, supplemental county and municipal aid, utility aid and the expenditure restraint incentive program. This does not include adjustments, shown on the July and November payment notices.

District	TOWN OF SEVASTOPOL	County	DOOR	Co-muni code	15-022
-----------------	--------------------	---------------	------	---------------------	--------

Estimate Information

For an explanation of each aid payment listed below, review the additional information in this notice.

2025 Original Estimate	
1. County and municipal aid	\$34,378.79
2. Utility aid	\$9,706.19
3. Supplemental county and municipal aid	\$79,758.83
4. Expenditure restraint incentive program	\$0.00
5. Total Estimated 2025 Payments (sum of Lines 1-4)	\$123,843.81

Payment Information

Your local government will receive two distributions in 2025 :

- July 28, 2025: 15% of Line 1, 2, and 3 and 100% of Line 4 (*shown above*)
- November 17, 2025: balance of your 2025 aid payments

County and Municipal Aid

Under state law, the county and municipal aid paid to each county and municipality must be equal to the amount determined in 2012 (sec. 79.036, Wis. Stats.) and adjusted for fallen protective services insurance reimbursement (sec. 79.036(4), Wis. Stats.).

County and Municipal Aid Calculation	
1. Prior year county and municipal aid	\$33,608.28
2. Increase due to sales tax revenue, including adjustments (<i>district changes</i>)	\$772.99
3. Fallen protective services insurance adjustment	-\$2.48
4. Fallen protective services insurance reimbursement (<i>reported to DOR</i>)	\$0.00
5. Total County and Municipal Aid (sum of Lines 1-4)	\$34,378.79

Utility Aid

- Under state law, utility aid is distributed to each county and municipality where tax-exempt utility property is located (sec. 79.04, Wis. Stats.)
- Utility companies report utility property information to DOR annually
- DOR uses the provided information to accurately calculate utility aid (*shown below*)

Utility Aid Calculation	
1. Net book value, <i>as of December 31, 2024 (including expected additions/retirements)</i>	\$3,235,397.00
2. Total net book value payment	\$9,706.19
3. Minimum payment	\$0.00
4. Megawatt capacity	0.0
5. Megawatt capacity payment	\$0.00
6. Closed/decommissioned production plant (phased down) payment	\$0.00
7. Subtotal (<i>sum of Lines 2, 3, 5 and 6</i>)	\$9,706.19
8. Population cap	\$1,223,150.00
9. Adjusted subtotal (<i>lesser of Line 7 or Line 8</i>)	\$9,706.19
10. Adjacent site incentive payment	\$0.00
11. Baseload incentive payment	\$0.00
12. Co-generation incentive payment	\$0.00
13. Alternative energy incentive payment	\$0.00
14. Total incentive payments (<i>sum of Lines 10 through 13</i>)	\$0.00
15. Spent nuclear fuel payment	\$0.00
16. Total Utility Aid – this is the utility aid payment listed on the front of the estimate (<i>sum of Lines 9, 14 and 15</i>)	\$9,706.19

Supplemental County and Municipal Aid

- Under state law, supplemental county and municipal aid paid to each county and municipality is determined by 2023 Wisconsin Act 12 (sec. 79.037, Wis. Stats.)
- For detailed information, review [county and municipal aid spreadsheet](#)

Supplemental County and Municipal Aid Calculation	
1. Prior year supplemental county and municipal aid	\$77,965.62
2. Increase due to sales tax revenue including adjustments (<i>district changes</i>)	\$1,793.21
3. Total Supplemental County and Municipal Aid (<i>sum of Lines 1 and 2</i>)	\$79,758.83

Expenditure Restraint Incentive Program

- Only municipalities are eligible to receive Expenditure Restraint Incentive Program (ERIP) payments
- Under state law, in 2025, each municipality will receive a payment that is equal to the amount of the payment received by the municipality in 2024 (sec. 79.05(4), Wis. Stats., from 2023 WI Act 12 – notwithstanding subs. (2) and (3))

Contact Information

If you have questions, contact us at lgs@wisconsin.gov, (608) 266-8618 or (608) 261-5167.



State of Wisconsin • DEPARTMENT OF REVENUE

DIVISION OF STATE AND LOCAL FINANCE • BUREAU OF LOCAL GOVERNMENT SERVICES • 2135 RIMROCK RD MADISON, WI 53713

Mailing Address:
PO Box 8971 #6-97
Madison WI 53708-8971
Fax: (608) 264-6887
lgs@wisconsin.gov

September 13, 2024

NANCY ANSCHUTZ
TOWN OF STURGEON BAY
2445 SAND LN
STURGEON BAY WI 54235-9387

Notice of Shared Revenue – 2025 Original Estimate

Notice Information

The Wisconsin Department of Revenue (DOR) is providing the **estimated** shared revenue amounts your local government will receive in 2025 under current state law for county and municipal aid, supplemental county and municipal aid, utility aid and the expenditure restraint incentive program. This does not include adjustments, shown on the July and November payment notices.

District	TOWN OF STURGEON BAY	County	DOOR	Co-muni code	15-024
-----------------	----------------------	---------------	------	---------------------	--------

Estimate Information

For an explanation of each aid payment listed below, review the additional information in this notice.

2025 Original Estimate	
1. County and municipal aid	\$12,809.15
2. Utility aid	\$24,129.76
3. Supplemental county and municipal aid	\$44,889.61
4. Expenditure restraint incentive program	\$0.00
5. Total Estimated 2025 Payments (sum of Lines 1-4)	\$81,828.52

Payment Information

Your local government will receive two distributions in 2025 :

- July 28, 2025: 15% of Line 1, 2, and 3 and 100% of Line 4 (*shown above*)
- November 17, 2025: balance of your 2025 aid payments

County and Municipal Aid

Under state law, the county and municipal aid paid to each county and municipality must be equal to the amount determined in 2012 (sec. 79.036, Wis. Stats.) and adjusted for fallen protective services insurance reimbursement (sec. 79.036(4), Wis. Stats.).

County and Municipal Aid Calculation	
1. Prior year county and municipal aid	\$12,522.07
2. Increase due to sales tax revenue, including adjustments (<i>district changes</i>)	\$288.01
3. Fallen protective services insurance adjustment	-\$0.93
4. Fallen protective services insurance reimbursement (<i>reported to DOR</i>)	\$0.00
5. Total County and Municipal Aid (sum of Lines 1-4)	\$12,809.15

Utility Aid

- Under state law, utility aid is distributed to each county and municipality where tax-exempt utility property is located (sec. 79.04, Wis. Stats.)
- Utility companies report utility property information to DOR annually
- DOR uses the provided information to accurately calculate utility aid (*shown below*)

Utility Aid Calculation	
1. Net book value, as of December 31, 2024 (including expected additions/retirements)	\$8,043,252.00
2. Total net book value payment	\$24,129.76
3. Minimum payment	\$0.00
4. Megawatt capacity	0.0
5. Megawatt capacity payment	\$0.00
6. Closed/decommissioned production plant (phased down) payment	\$0.00
7. Subtotal (sum of Lines 2, 3, 5 and 6)	\$24,129.76
8. Population cap	\$347,225.00
9. Adjusted subtotal (lesser of Line 7 or Line 8)	\$24,129.76
10. Adjacent site incentive payment	\$0.00
11. Baseload incentive payment	\$0.00
12. Co-generation incentive payment	\$0.00
13. Alternative energy incentive payment	\$0.00
14. Total incentive payments (sum of Lines 10 through 13)	\$0.00
15. Spent nuclear fuel payment	\$0.00
16. Total Utility Aid – this is the utility aid payment listed on the front of the estimate (sum of Lines 9, 14 and 15)	\$24,129.76

Supplemental County and Municipal Aid

- Under state law, supplemental county and municipal aid paid to each county and municipality is determined by 2023 Wisconsin Act 12 (sec. 79.037, Wis. Stats.)
- For detailed information, review [county and municipal aid spreadsheet](#)

Supplemental County and Municipal Aid Calculation	
1. Prior year supplemental county and municipal aid	\$43,880.36
2. Increase due to sales tax revenue including adjustments (district changes)	\$1,009.25
3. Total Supplemental County and Municipal Aid (sum of Lines 1 and 2)	\$44,889.61

Expenditure Restraint Incentive Program

- Only municipalities are eligible to receive Expenditure Restraint Incentive Program (ERIP) payments
- Under state law, in 2025, each municipality will receive a payment that is equal to the amount of the payment received by the municipality in 2024 (sec. 79.05(4), Wis. Stats., from 2023 WI Act 12 – notwithstanding subs. (2) and (3))

Contact Information

If you have questions, contact us at lgs@wisconsin.gov, (608) 266-8618 or (608) 261-5167.



State of Wisconsin • DEPARTMENT OF REVENUE

DIVISION OF STATE AND LOCAL FINANCE • BUREAU OF LOCAL GOVERNMENT SERVICES • 2135 RIMROCK RD MADISON, WI 53713

Mailing Address:
PO Box 8971 #6-97
Madison WI 53708-8971
Fax: (608) 264-6887
lgs@wisconsin.gov

September 13, 2024

BETH HANSON
TOWN OF UNION
PO BOX 3
BRUSSELS WI 54204-0003

Notice of Shared Revenue – 2025 Original Estimate

Notice Information

The Wisconsin Department of Revenue (DOR) is providing the **estimated** shared revenue amounts your local government will receive in 2025 under current state law for county and municipal aid, supplemental county and municipal aid, utility aid and the expenditure restraint incentive program. This does not include adjustments, shown on the July and November payment notices.

District	TOWN OF UNION	County	DOOR	Co-muni code	15-026
-----------------	---------------	---------------	------	---------------------	--------

Estimate Information

For an explanation of each aid payment listed below, review the additional information in this notice.

2025 Original Estimate	
1. County and municipal aid	\$9,652.17
2. Utility aid	\$0.00
3. Supplemental county and municipal aid	\$48,067.90
4. Expenditure restraint incentive program	\$0.00
5. Total Estimated 2025 Payments (sum of Lines 1-4)	\$57,720.07

Payment Information

Your local government will receive two distributions in 2025 :

- July 28, 2025: 15% of Line 1, 2, and 3 and 100% of Line 4 (*shown above*)
- November 17, 2025: balance of your 2025 aid payments

County and Municipal Aid

Under state law, the county and municipal aid paid to each county and municipality must be equal to the amount determined in 2012 (sec. 79.036, Wis. Stats.) and adjusted for fallen protective services insurance reimbursement (sec. 79.036(4), Wis. Stats.).

County and Municipal Aid Calculation	
1. Prior year county and municipal aid	\$9,435.85
2. Increase due to sales tax revenue, including adjustments (<i>district changes</i>)	\$217.02
3. Fallen protective services insurance adjustment	-\$0.70
4. Fallen protective services insurance reimbursement (<i>reported to DOR</i>)	\$0.00
5. Total County and Municipal Aid (sum of Lines 1-4)	\$9,652.17

Utility Aid

- Under state law, utility aid is distributed to each county and municipality where tax-exempt utility property is located (sec. 79.04, Wis. Stats.)
- Utility companies report utility property information to DOR annually
- DOR uses the provided information to accurately calculate utility aid (*shown below*)

Utility Aid Calculation	
1. Net book value, <i>as of December 31, 2024 (including expected additions/retirements)</i>	\$0.00
2. Total net book value payment	\$0.00
3. Minimum payment	\$0.00
4. Megawatt capacity	0.0
5. Megawatt capacity payment	\$0.00
6. Closed/decommissioned production plant (phased down) payment	\$0.00
7. Subtotal (<i>sum of Lines 2, 3, 5 and 6</i>)	\$0.00
8. Population cap	\$431,375.00
9. Adjusted subtotal (<i>lesser of Line 7 or Line 8</i>)	\$0.00
10. Adjacent site incentive payment	\$0.00
11. Baseload incentive payment	\$0.00
12. Co-generation incentive payment	\$0.00
13. Alternative energy incentive payment	\$0.00
14. Total incentive payments (<i>sum of Lines 10 through 13</i>)	\$0.00
15. Spent nuclear fuel payment	\$0.00
16. Total Utility Aid – this is the utility aid payment listed on the front of the estimate (<i>sum of Lines 9, 14 and 15</i>)	\$0.00

Supplemental County and Municipal Aid

- Under state law, supplemental county and municipal aid paid to each county and municipality is determined by 2023 Wisconsin Act 12 (sec. 79.037, Wis. Stats.)
- For detailed information, review [county and municipal aid spreadsheet](#)

Supplemental County and Municipal Aid Calculation	
1. Prior year supplemental county and municipal aid	\$46,987.19
2. Increase due to sales tax revenue including adjustments (<i>district changes</i>)	\$1,080.71
3. Total Supplemental County and Municipal Aid (<i>sum of Lines 1 and 2</i>)	\$48,067.90

Expenditure Restraint Incentive Program

- Only municipalities are eligible to receive Expenditure Restraint Incentive Program (ERIP) payments
- Under state law, in 2025, each municipality will receive a payment that is equal to the amount of the payment received by the municipality in 2024 (sec. 79.05(4), Wis. Stats., from 2023 WI Act 12 – notwithstanding subs. (2) and (3))

Contact Information

If you have questions, contact us at lgs@wisconsin.gov, (608) 266-8618 or (608) 261-5167.



State of Wisconsin • DEPARTMENT OF REVENUE

DIVISION OF STATE AND LOCAL FINANCE • BUREAU OF LOCAL GOVERNMENT SERVICES • 2135 RIMROCK RD MADISON, WI 53713

Mailing Address:
PO Box 8971 #6-97
Madison WI 53708-8971
Fax: (608) 264-6887
lgs@wisconsin.gov

September 13, 2024

ALEXANDRIA MCDONALD
TOWN OF WASHINGTON
PO BOX 220
WASHINGTON ISLAND WI 54246-0220

Notice of Shared Revenue – 2025 Original Estimate

Notice Information

The Wisconsin Department of Revenue (DOR) is providing the **estimated** shared revenue amounts your local government will receive in 2025 under current state law for county and municipal aid, supplemental county and municipal aid, utility aid and the expenditure restraint incentive program. This does not include adjustments, shown on the July and November payment notices.

District	TOWN OF WASHINGTON	County	DOOR	Co-muni code	15-028
-----------------	--------------------	---------------	------	---------------------	--------

Estimate Information

For an explanation of each aid payment listed below, review the additional information in this notice.

2025 Original Estimate	
1. County and municipal aid	\$9,438.93
2. Utility aid	\$9,022.93
3. Supplemental county and municipal aid	\$44,150.77
4. Expenditure restraint incentive program	\$0.00
5. Total Estimated 2025 Payments (sum of Lines 1-4)	\$62,612.63

Payment Information

Your local government will receive two distributions in 2025 :

- July 28, 2025: 15% of Line 1, 2, and 3 and 100% of Line 4 (*shown above*)
- November 17, 2025: balance of your 2025 aid payments

County and Municipal Aid

Under state law, the county and municipal aid paid to each county and municipality must be equal to the amount determined in 2012 (sec. 79.036, Wis. Stats.) and adjusted for fallen protective services insurance reimbursement (sec. 79.036(4), Wis. Stats.).

County and Municipal Aid Calculation	
1. Prior year county and municipal aid	\$9,227.38
2. Increase due to sales tax revenue, including adjustments (<i>district changes</i>)	\$212.23
3. Fallen protective services insurance adjustment	-\$0.68
4. Fallen protective services insurance reimbursement (<i>reported to DOR</i>)	\$0.00
5. Total County and Municipal Aid (sum of Lines 1-4)	\$9,438.93

Utility Aid

- Under state law, utility aid is distributed to each county and municipality where tax-exempt utility property is located (sec. 79.04, Wis. Stats.)
- Utility companies report utility property information to DOR annually
- DOR uses the provided information to accurately calculate utility aid (*shown below*)

Utility Aid Calculation	
1. Net book value, <i>as of December 31, 2024 (including expected additions/retirements)</i>	\$3,007,642.00
2. Total net book value payment	\$9,022.93
3. Minimum payment	\$0.00
4. Megawatt capacity	0.0
5. Megawatt capacity payment	\$0.00
6. Closed/decommissioned production plant (phased down) payment	\$0.00
7. Subtotal (<i>sum of Lines 2, 3, 5 and 6</i>)	\$9,022.93
8. Population cap	\$334,900.00
9. Adjusted subtotal (<i>lesser of Line 7 or Line 8</i>)	\$9,022.93
10. Adjacent site incentive payment	\$0.00
11. Baseload incentive payment	\$0.00
12. Co-generation incentive payment	\$0.00
13. Alternative energy incentive payment	\$0.00
14. Total incentive payments (<i>sum of Lines 10 through 13</i>)	\$0.00
15. Spent nuclear fuel payment	\$0.00
16. Total Utility Aid – this is the utility aid payment listed on the front of the estimate (<i>sum of Lines 9, 14 and 15</i>)	\$9,022.93

Supplemental County and Municipal Aid

- Under state law, supplemental county and municipal aid paid to each county and municipality is determined by 2023 Wisconsin Act 12 (sec. 79.037, Wis. Stats.)
- For detailed information, review [county and municipal aid spreadsheet](#)

Supplemental County and Municipal Aid Calculation	
1. Prior year supplemental county and municipal aid	\$43,158.13
2. Increase due to sales tax revenue including adjustments (<i>district changes</i>)	\$992.64
3. Total Supplemental County and Municipal Aid (<i>sum of Lines 1 and 2</i>)	\$44,150.77

Expenditure Restraint Incentive Program

- Only municipalities are eligible to receive Expenditure Restraint Incentive Program (ERIP) payments
- Under state law, in 2025, each municipality will receive a payment that is equal to the amount of the payment received by the municipality in 2024 (sec. 79.05(4), Wis. Stats., from 2023 WI Act 12 – notwithstanding subs. (2) and (3))

Contact Information

If you have questions, contact us at lgs@wisconsin.gov, (608) 266-8618 or (608) 261-5167.



State of Wisconsin • DEPARTMENT OF REVENUE

DIVISION OF STATE AND LOCAL FINANCE • BUREAU OF LOCAL GOVERNMENT SERVICES • 2135 RIMROCK RD MADISON, WI 53713

Mailing Address:
PO Box 8971 #6-97
Madison WI 53708-8971
Fax: (608) 264-6887
lgs@wisconsin.gov

September 13, 2024

LYNN OHNESORGE
VILLAGE OF EGG HARBOR
PO BOX 175
EGG HARBOR WI 54209-0175

Notice of Shared Revenue – 2025 Original Estimate

Notice Information

The Wisconsin Department of Revenue (DOR) is providing the **estimated** shared revenue amounts your local government will receive in 2025 under current state law for county and municipal aid, supplemental county and municipal aid, utility aid and the expenditure restraint incentive program. This does not include adjustments, shown on the July and November payment notices.

District	VILLAGE OF EGG HARBOR	County	DOOR	Co-muni code	15-118
-----------------	-----------------------	---------------	------	---------------------	--------

Estimate Information

For an explanation of each aid payment listed below, review the additional information in this notice.

2025 Original Estimate	
1. County and municipal aid	\$3,523.71
2. Utility aid	\$0.00
3. Supplemental county and municipal aid	\$37,035.22
4. Expenditure restraint incentive program	\$0.00
5. Total Estimated 2025 Payments (sum of Lines 1-4)	\$40,558.93

Payment Information

Your local government will receive two distributions in 2025 :

- July 28, 2025: 15% of Line 1, 2, and 3 and 100% of Line 4 (*shown above*)
- November 17, 2025: balance of your 2025 aid payments

County and Municipal Aid

Under state law, the county and municipal aid paid to each county and municipality must be equal to the amount determined in 2012 (sec. 79.036, Wis. Stats.) and adjusted for fallen protective services insurance reimbursement (sec. 79.036(4), Wis. Stats.).

County and Municipal Aid Calculation	
1. Prior year county and municipal aid	\$3,444.73
2. Increase due to sales tax revenue, including adjustments (<i>district changes</i>)	\$79.23
3. Fallen protective services insurance adjustment	-\$0.25
4. Fallen protective services insurance reimbursement (<i>reported to DOR</i>)	\$0.00
5. Total County and Municipal Aid (sum of Lines 1-4)	\$3,523.71

Utility Aid

- Under state law, utility aid is distributed to each county and municipality where tax-exempt utility property is located (sec. 79.04, Wis. Stats.)
- Utility companies report utility property information to DOR annually
- DOR uses the provided information to accurately calculate utility aid (*shown below*)

Utility Aid Calculation	
1. Net book value, <i>as of December 31, 2024 (including expected additions/retirements)</i>	\$0.00
2. Total net book value payment	\$0.00
3. Minimum payment	\$0.00
4. Megawatt capacity	0.0
5. Megawatt capacity payment	\$0.00
6. Closed/decommissioned production plant (phased down) payment	\$0.00
7. Subtotal (<i>sum of Lines 2, 3, 5 and 6</i>)	\$0.00
8. Population cap	\$170,425.00
9. Adjusted subtotal (<i>lesser of Line 7 or Line 8</i>)	\$0.00
10. Adjacent site incentive payment	\$0.00
11. Baseload incentive payment	\$0.00
12. Co-generation incentive payment	\$0.00
13. Alternative energy incentive payment	\$0.00
14. Total incentive payments (<i>sum of Lines 10 through 13</i>)	\$0.00
15. Spent nuclear fuel payment	\$0.00
16. Total Utility Aid – this is the utility aid payment listed on the front of the estimate (<i>sum of Lines 9, 14 and 15</i>)	\$0.00

Supplemental County and Municipal Aid

- Under state law, supplemental county and municipal aid paid to each county and municipality is determined by 2023 Wisconsin Act 12 (sec. 79.037, Wis. Stats.)
- For detailed information, review [county and municipal aid spreadsheet](#)

Supplemental County and Municipal Aid Calculation	
1. Prior year supplemental county and municipal aid	\$36,202.56
2. Increase due to sales tax revenue including adjustments (<i>district changes</i>)	\$832.66
3. Total Supplemental County and Municipal Aid (<i>sum of Lines 1 and 2</i>)	\$37,035.22

Expenditure Restraint Incentive Program

- Only municipalities are eligible to receive Expenditure Restraint Incentive Program (ERIP) payments
- Under state law, in 2025, each municipality will receive a payment that is equal to the amount of the payment received by the municipality in 2024 (sec. 79.05(4), Wis. Stats., from 2023 WI Act 12 – notwithstanding subs. (2) and (3))

Contact Information

If you have questions, contact us at lgs@wisconsin.gov, (608) 266-8618 or (608) 261-5167.



State of Wisconsin • DEPARTMENT OF REVENUE

DIVISION OF STATE AND LOCAL FINANCE • BUREAU OF LOCAL GOVERNMENT SERVICES • 2135 RIMROCK RD MADISON, WI 53713

Mailing Address:
PO Box 8971 #6-97
Madison WI 53708-8971
Fax: (608) 264-6887
lgs@wisconsin.gov

September 13, 2024

ANDREA COLLAK
VILLAGE OF EPHRAIM
PO BOX 138
EPHRAIM WI 54211-0138

Notice of Shared Revenue – 2025 Original Estimate

Notice Information

The Wisconsin Department of Revenue (DOR) is providing the **estimated** shared revenue amounts your local government will receive in 2025 under current state law for county and municipal aid, supplemental county and municipal aid, utility aid and the expenditure restraint incentive program. This does not include adjustments, shown on the July and November payment notices.

District	VILLAGE OF EPHRAIM	County	DOOR	Co-muni code	15-121
-----------------	--------------------	---------------	------	---------------------	--------

Estimate Information

For an explanation of each aid payment listed below, review the additional information in this notice.

2025 Original Estimate	
1. County and municipal aid	\$3,984.63
2. Utility aid	\$0.00
3. Supplemental county and municipal aid	\$36,674.19
4. Expenditure restraint incentive program	\$0.00
5. Total Estimated 2025 Payments (sum of Lines 1-4)	\$40,658.82

Payment Information

Your local government will receive two distributions in 2025 :

- July 28, 2025: 15% of Line 1, 2, and 3 and 100% of Line 4 (*shown above*)
- November 17, 2025: balance of your 2025 aid payments

County and Municipal Aid

Under state law, the county and municipal aid paid to each county and municipality must be equal to the amount determined in 2012 (sec. 79.036, Wis. Stats.) and adjusted for fallen protective services insurance reimbursement (sec. 79.036(4), Wis. Stats.).

County and Municipal Aid Calculation	
1. Prior year county and municipal aid	\$3,895.33
2. Increase due to sales tax revenue, including adjustments (<i>district changes</i>)	\$89.59
3. Fallen protective services insurance adjustment	-\$0.29
4. Fallen protective services insurance reimbursement (<i>reported to DOR</i>)	\$0.00
5. Total County and Municipal Aid (sum of Lines 1-4)	\$3,984.63

Utility Aid

- Under state law, utility aid is distributed to each county and municipality where tax-exempt utility property is located (sec. 79.04, Wis. Stats.)
- Utility companies report utility property information to DOR annually
- DOR uses the provided information to accurately calculate utility aid (*shown below*)

Utility Aid Calculation	
1. Net book value, <i>as of December 31, 2024 (including expected additions/retirements)</i>	\$0.00
2. Total net book value payment	\$0.00
3. Minimum payment	\$0.00
4. Megawatt capacity	0.0
5. Megawatt capacity payment	\$0.00
6. Closed/decommissioned production plant (phased down) payment	\$0.00
7. Subtotal (<i>sum of Lines 2, 3, 5 and 6</i>)	\$0.00
8. Population cap	\$147,900.00
9. Adjusted subtotal (<i>lesser of Line 7 or Line 8</i>)	\$0.00
10. Adjacent site incentive payment	\$0.00
11. Baseload incentive payment	\$0.00
12. Co-generation incentive payment	\$0.00
13. Alternative energy incentive payment	\$0.00
14. Total incentive payments (<i>sum of Lines 10 through 13</i>)	\$0.00
15. Spent nuclear fuel payment	\$0.00
16. Total Utility Aid – this is the utility aid payment listed on the front of the estimate (<i>sum of Lines 9, 14 and 15</i>)	\$0.00

Supplemental County and Municipal Aid

- Under state law, supplemental county and municipal aid paid to each county and municipality is determined by 2023 Wisconsin Act 12 (sec. 79.037, Wis. Stats.)
- For detailed information, review [county and municipal aid spreadsheet](#)

Supplemental County and Municipal Aid Calculation	
1. Prior year supplemental county and municipal aid	\$35,849.65
2. Increase due to sales tax revenue including adjustments (<i>district changes</i>)	\$824.54
3. Total Supplemental County and Municipal Aid (<i>sum of Lines 1 and 2</i>)	\$36,674.19

Expenditure Restraint Incentive Program

- Only municipalities are eligible to receive Expenditure Restraint Incentive Program (ERIP) payments
- Under state law, in 2025, each municipality will receive a payment that is equal to the amount of the payment received by the municipality in 2024 (sec. 79.05(4), Wis. Stats., from 2023 WI Act 12 – notwithstanding subs. (2) and (3))

Contact Information

If you have questions, contact us at lgs@wisconsin.gov, (608) 266-8618 or (608) 261-5167.



State of Wisconsin • DEPARTMENT OF REVENUE

DIVISION OF STATE AND LOCAL FINANCE • BUREAU OF LOCAL GOVERNMENT SERVICES • 2135 RIMROCK RD MADISON, WI 53713

Mailing Address:
PO Box 8971 #6-97
Madison WI 53708-8971
Fax: (608) 264-6887
lgs@wisconsin.gov

September 13, 2024

TIFFANY DUFEK
VILLAGE OF FORESTVILLE
PO BOX 6
FORESTVILLE WI 54213-0006

Notice of Shared Revenue – 2025 Original Estimate

Notice Information

The Wisconsin Department of Revenue (DOR) is providing the **estimated** shared revenue amounts your local government will receive in 2025 under current state law for county and municipal aid, supplemental county and municipal aid, utility aid and the expenditure restraint incentive program. This does not include adjustments, shown on the July and November payment notices.

District	VILLAGE OF FORESTVILLE	County	DOOR	Co-muni code	15-127
-----------------	------------------------	---------------	------	---------------------	--------

Estimate Information

For an explanation of each aid payment listed below, review the additional information in this notice.

2025 Original Estimate	
1. County and municipal aid	\$62,821.18
2. Utility aid	\$0.00
3. Supplemental county and municipal aid	\$38,926.18
4. Expenditure restraint incentive program	\$0.00
5. Total Estimated 2025 Payments (sum of Lines 1-4)	\$101,747.36

Payment Information

Your local government will receive two distributions in 2025 :

- July 28, 2025: 15% of Line 1, 2, and 3 and 100% of Line 4 (*shown above*)
- November 17, 2025: balance of your 2025 aid payments

County and Municipal Aid

Under state law, the county and municipal aid paid to each county and municipality must be equal to the amount determined in 2012 (sec. 79.036, Wis. Stats.) and adjusted for fallen protective services insurance reimbursement (sec. 79.036(4), Wis. Stats.).

County and Municipal Aid Calculation	
1. Prior year county and municipal aid	\$61,413.22
2. Increase due to sales tax revenue, including adjustments (<i>district changes</i>)	\$1,412.50
3. Fallen protective services insurance adjustment	-\$4.54
4. Fallen protective services insurance reimbursement (<i>reported to DOR</i>)	\$0.00
5. Total County and Municipal Aid (sum of Lines 1-4)	\$62,821.18

Utility Aid

- Under state law, utility aid is distributed to each county and municipality where tax-exempt utility property is located (sec. 79.04, Wis. Stats.)
- Utility companies report utility property information to DOR annually
- DOR uses the provided information to accurately calculate utility aid (*shown below*)

Utility Aid Calculation	
1. Net book value, as of December 31, 2024 (including expected additions/retirements)	\$0.00
2. Total net book value payment	\$0.00
3. Minimum payment	\$0.00
4. Megawatt capacity	0.0
5. Megawatt capacity payment	\$0.00
6. Closed/decommissioned production plant (phased down) payment	\$0.00
7. Subtotal (sum of Lines 2, 3, 5 and 6)	\$0.00
8. Population cap	\$201,875.00
9. Adjusted subtotal (lesser of Line 7 or Line 8)	\$0.00
10. Adjacent site incentive payment	\$0.00
11. Baseload incentive payment	\$0.00
12. Co-generation incentive payment	\$0.00
13. Alternative energy incentive payment	\$0.00
14. Total incentive payments (sum of Lines 10 through 13)	\$0.00
15. Spent nuclear fuel payment	\$0.00
16. Total Utility Aid – this is the utility aid payment listed on the front of the estimate (sum of Lines 9, 14 and 15)	\$0.00

Supplemental County and Municipal Aid

- Under state law, supplemental county and municipal aid paid to each county and municipality is determined by 2023 Wisconsin Act 12 (sec. 79.037, Wis. Stats.)
- For detailed information, review [county and municipal aid spreadsheet](#)

Supplemental County and Municipal Aid Calculation	
1. Prior year supplemental county and municipal aid	\$38,051.01
2. Increase due to sales tax revenue including adjustments (<i>district changes</i>)	\$875.17
3. Total Supplemental County and Municipal Aid (sum of Lines 1 and 2)	\$38,926.18

Expenditure Restraint Incentive Program

- Only municipalities are eligible to receive Expenditure Restraint Incentive Program (ERIP) payments
- Under state law, in 2025, each municipality will receive a payment that is equal to the amount of the payment received by the municipality in 2024 (sec. 79.05(4), Wis. Stats., from 2023 WI Act 12 – notwithstanding subs. (2) and (3))

Contact Information

If you have questions, contact us at lgs@wisconsin.gov, (608) 266-8618 or (608) 261-5167.



State of Wisconsin • DEPARTMENT OF REVENUE

DIVISION OF STATE AND LOCAL FINANCE • BUREAU OF LOCAL GOVERNMENT SERVICES • 2135 RIMROCK RD MADISON, WI 53713

Mailing Address:
PO Box 8971 #6-97
Madison WI 53708-8971
Fax: (608) 264-6887
lgs@wisconsin.gov

September 13, 2024

HEIDI TEICH
VILLAGE OF SISTER BAY
PO BOX 769
SISTER BAY WI 54234-0769

Notice of Shared Revenue – 2025 Original Estimate

Notice Information

The Wisconsin Department of Revenue (DOR) is providing the **estimated** shared revenue amounts your local government will receive in 2025 under current state law for county and municipal aid, supplemental county and municipal aid, utility aid and the expenditure restraint incentive program. This does not include adjustments, shown on the July and November payment notices.

District	VILLAGE OF SISTER BAY	County	DOOR	Co-muni code	15-181
-----------------	-----------------------	---------------	------	---------------------	--------

Estimate Information

For an explanation of each aid payment listed below, review the additional information in this notice.

2025 Original Estimate	
1. County and municipal aid	\$9,242.85
2. Utility aid	\$0.00
3. Supplemental county and municipal aid	\$51,039.35
4. Expenditure restraint incentive program	\$26,027.83
5. Total Estimated 2025 Payments (sum of Lines 1-4)	\$86,310.03

Payment Information

Your local government will receive two distributions in 2025 :

- July 28, 2025: 15% of Line 1, 2, and 3 and 100% of Line 4 (*shown above*)
- November 17, 2025: balance of your 2025 aid payments

County and Municipal Aid

Under state law, the county and municipal aid paid to each county and municipality must be equal to the amount determined in 2012 (sec. 79.036, Wis. Stats.) and adjusted for fallen protective services insurance reimbursement (sec. 79.036(4), Wis. Stats.).

County and Municipal Aid Calculation	
1. Prior year county and municipal aid	\$9,035.70
2. Increase due to sales tax revenue, including adjustments (<i>district changes</i>)	\$207.82
3. Fallen protective services insurance adjustment	-\$0.67
4. Fallen protective services insurance reimbursement (<i>reported to DOR</i>)	\$0.00
5. Total County and Municipal Aid (sum of Lines 1-4)	\$9,242.85

Utility Aid

- Under state law, utility aid is distributed to each county and municipality where tax-exempt utility property is located (sec. 79.04, Wis. Stats.)
- Utility companies report utility property information to DOR annually
- DOR uses the provided information to accurately calculate utility aid (*shown below*)

Utility Aid Calculation	
1. Net book value, <i>as of December 31, 2024 (including expected additions/retirements)</i>	\$0.00
2. Total net book value payment	\$0.00
3. Minimum payment	\$0.00
4. Megawatt capacity	0.0
5. Megawatt capacity payment	\$0.00
6. Closed/decommissioned production plant (phased down) payment	\$0.00
7. Subtotal (<i>sum of Lines 2, 3, 5 and 6</i>)	\$0.00
8. Population cap	\$522,325.00
9. Adjusted subtotal (<i>lesser of Line 7 or Line 8</i>)	\$0.00
10. Adjacent site incentive payment	\$0.00
11. Baseload incentive payment	\$0.00
12. Co-generation incentive payment	\$0.00
13. Alternative energy incentive payment	\$0.00
14. Total incentive payments (<i>sum of Lines 10 through 13</i>)	\$0.00
15. Spent nuclear fuel payment	\$0.00
16. Total Utility Aid – this is the utility aid payment listed on the front of the estimate (<i>sum of Lines 9, 14 and 15</i>)	\$0.00

Supplemental County and Municipal Aid

- Under state law, supplemental county and municipal aid paid to each county and municipality is determined by 2023 Wisconsin Act 12 (sec. 79.037, Wis. Stats.)
- For detailed information, review [county and municipal aid spreadsheet](#)

Supplemental County and Municipal Aid Calculation	
1. Prior year supplemental county and municipal aid	\$49,891.84
2. Increase due to sales tax revenue including adjustments (<i>district changes</i>)	\$1,147.51
3. Total Supplemental County and Municipal Aid (<i>sum of Lines 1 and 2</i>)	\$51,039.35

Expenditure Restraint Incentive Program

- Only municipalities are eligible to receive Expenditure Restraint Incentive Program (ERIP) payments
- Under state law, in 2025, each municipality will receive a payment that is equal to the amount of the payment received by the municipality in 2024 (sec. 79.05(4), Wis. Stats., from 2023 WI Act 12 – notwithstanding subs. (2) and (3))

Contact Information

If you have questions, contact us at lgs@wisconsin.gov, (608) 266-8618 or (608) 261-5167.



State of Wisconsin • DEPARTMENT OF REVENUE

DIVISION OF STATE AND LOCAL FINANCE • BUREAU OF LOCAL GOVERNMENT SERVICES • 2135 RIMROCK RD MADISON, WI 53713

Mailing Address:
PO Box 8971 #6-97
Madison WI 53708-8971
Fax: (608) 264-6887
lgs@wisconsin.gov

September 13, 2024

STEPHANIE REINHARDT
CITY OF STURGEON BAY
421 MICHIGAN ST
STURGEON BAY WI 54235

Notice of Shared Revenue – 2025 Original Estimate

Notice Information

The Wisconsin Department of Revenue (DOR) is providing the **estimated** shared revenue amounts your local government will receive in 2025 under current state law for county and municipal aid, supplemental county and municipal aid, utility aid and the expenditure restraint incentive program. This does not include adjustments, shown on the July and November payment notices.

District	CITY OF STURGEON BAY	County	DOOR	Co-muni code	15-281
-----------------	----------------------	---------------	------	---------------------	--------

Estimate Information

For an explanation of each aid payment listed below, review the additional information in this notice.

2025 Original Estimate	
1. County and municipal aid	\$737,206.42
2. Utility aid	\$23,331.38
3. Supplemental county and municipal aid	\$249,903.71
4. Expenditure restraint incentive program	\$188,744.32
5. Total Estimated 2025 Payments (sum of Lines 1-4)	\$1,199,185.83

Payment Information

Your local government will receive two distributions in 2025 :

- July 28, 2025: 15% of Line 1, 2, and 3 and 100% of Line 4 (*shown above*)
- November 17, 2025: balance of your 2025 aid payments

County and Municipal Aid

Under state law, the county and municipal aid paid to each county and municipality must be equal to the amount determined in 2012 (sec. 79.036, Wis. Stats.) and adjusted for fallen protective services insurance reimbursement (sec. 79.036(4), Wis. Stats.).

County and Municipal Aid Calculation	
1. Prior year county and municipal aid	\$720,683.95
2. Increase due to sales tax revenue, including adjustments (<i>district changes</i>)	\$16,575.73
3. Fallen protective services insurance adjustment	-\$53.26
4. Fallen protective services insurance reimbursement (<i>reported to DOR</i>)	\$0.00
5. Total County and Municipal Aid (sum of Lines 1-4)	\$737,206.42

Utility Aid

- Under state law, utility aid is distributed to each county and municipality where tax-exempt utility property is located (sec. 79.04, Wis. Stats.)
- Utility companies report utility property information to DOR annually
- DOR uses the provided information to accurately calculate utility aid (*shown below*)

Utility Aid Calculation	
1. Net book value, <i>as of December 31, 2024 (including expected additions/retirements)</i>	\$3,888,564.00
2. Total net book value payment	\$23,331.38
3. Minimum payment	\$0.00
4. Megawatt capacity	0.0
5. Megawatt capacity payment	\$0.00
6. Closed/decommissioned production plant (phased down) payment	\$0.00
7. Subtotal (<i>sum of Lines 2, 3, 5 and 6</i>)	\$23,331.38
8. Population cap	\$4,256,800.00
9. Adjusted subtotal (<i>lesser of Line 7 or Line 8</i>)	\$23,331.38
10. Adjacent site incentive payment	\$0.00
11. Baseload incentive payment	\$0.00
12. Co-generation incentive payment	\$0.00
13. Alternative energy incentive payment	\$0.00
14. Total incentive payments (<i>sum of Lines 10 through 13</i>)	\$0.00
15. Spent nuclear fuel payment	\$0.00
16. Total Utility Aid – this is the utility aid payment listed on the front of the estimate (<i>sum of Lines 9, 14 and 15</i>)	\$23,331.38

Supplemental County and Municipal Aid

- Under state law, supplemental county and municipal aid paid to each county and municipality is determined by 2023 Wisconsin Act 12 (sec. 79.037, Wis. Stats.)
- For detailed information, review [county and municipal aid spreadsheet](#)

Supplemental County and Municipal Aid Calculation	
1. Prior year supplemental county and municipal aid	\$244,285.15
2. Increase due to sales tax revenue including adjustments (<i>district changes</i>)	\$5,618.56
3. Total Supplemental County and Municipal Aid (<i>sum of Lines 1 and 2</i>)	\$249,903.71

Expenditure Restraint Incentive Program

- Only municipalities are eligible to receive Expenditure Restraint Incentive Program (ERIP) payments
- Under state law, in 2025, each municipality will receive a payment that is equal to the amount of the payment received by the municipality in 2024 (sec. 79.05(4), Wis. Stats., from 2023 WI Act 12 – notwithstanding subs. (2) and (3))

Contact Information

If you have questions, contact us at lgs@wisconsin.gov, (608) 266-8618 or (608) 261-5167.



State of Wisconsin • DEPARTMENT OF REVENUE

DIVISION OF STATE AND LOCAL FINANCE • BUREAU OF LOCAL GOVERNMENT SERVICES • 2135 RIMROCK RD MADISON, WI 53713

Mailing Address:
PO Box 8971 #6-97
Madison WI 53708-8971
Fax: (608) 264-6887
lgs@wisconsin.gov

September 13, 2024

JILL LAU
COUNTY OF DOOR
421 NEBRASKA ST
STURGEON BAY WI 54235

Notice of Shared Revenue – 2025 Original Estimate

Notice Information

The Wisconsin Department of Revenue (DOR) is providing the **estimated** shared revenue amounts your local government will receive in 2025 under current state law for county and municipal aid, supplemental county and municipal aid, utility aid and the expenditure restraint incentive program. This does not include adjustments, shown on the July and November payment notices.

District	COUNTY OF DOOR	County	DOOR	Co-muni code	15-999
-----------------	----------------	---------------	------	---------------------	--------

Estimate Information

For an explanation of each aid payment listed below, review the additional information in this notice.

2025 Original Estimate	
1. County and municipal aid	\$34,035.09
2. Utility aid	\$124,488.67
3. Supplemental county and municipal aid	\$458,420.45
4. Expenditure restraint incentive program	\$0.00
5. Total Estimated 2025 Payments (sum of Lines 1-4)	\$616,944.21

Payment Information

Your local government will receive two distributions in 2025 :

- July 28, 2025: 15% of Line 1, 2, and 3 and 100% of Line 4 (*shown above*)
- November 17, 2025: balance of your 2025 aid payments

County and Municipal Aid

Under state law, the county and municipal aid paid to each county and municipality must be equal to the amount determined in 2012 (sec. 79.036, Wis. Stats.) and adjusted for fallen protective services insurance reimbursement (sec. 79.036(4), Wis. Stats.).

County and Municipal Aid Calculation	
1. Prior year county and municipal aid	\$33,272.29
2. Increase due to sales tax revenue, including adjustments (<i>district changes</i>)	\$765.26
3. Fallen protective services insurance adjustment	-\$2.46
4. Fallen protective services insurance reimbursement (<i>reported to DOR</i>)	\$0.00
5. Total County and Municipal Aid (sum of Lines 1-4)	\$34,035.09

Utility Aid

- Under state law, utility aid is distributed to each county and municipality where tax-exempt utility property is located (sec. 79.04, Wis. Stats.)
- Utility companies report utility property information to DOR annually
- DOR uses the provided information to accurately calculate utility aid (*shown below*)

Utility Aid Calculation	
1. Net book value, <i>as of December 31, 2024 (including expected additions/retirements)</i>	\$22,692,395.00
2. Total net book value payment	\$124,488.67
3. Minimum payment	\$0.00
4. Megawatt capacity	0.0
5. Megawatt capacity payment	\$0.00
6. Closed/decommissioned production plant (phased down) payment	\$0.00
7. Subtotal (<i>sum of Lines 2, 3, 5 and 6</i>)	\$124,488.67
8. Population cap	\$3,884,000.00
9. Adjusted subtotal (<i>lesser of Line 7 or Line 8</i>)	\$124,488.67
10. Adjacent site incentive payment	\$0.00
11. Baseload incentive payment	\$0.00
12. Co-generation incentive payment	\$0.00
13. Alternative energy incentive payment	\$0.00
14. Total incentive payments (<i>sum of Lines 10 through 13</i>)	\$0.00
15. Spent nuclear fuel payment	\$0.00
16. Total Utility Aid – this is the utility aid payment listed on the front of the estimate (<i>sum of Lines 9, 14 and 15</i>)	\$124,488.67

Supplemental County and Municipal Aid

- Under state law, supplemental county and municipal aid paid to each county and municipality is determined by 2023 Wisconsin Act 12 (sec. 79.037, Wis. Stats.)
- For detailed information, review [county and municipal aid spreadsheet](#)

Supplemental County and Municipal Aid Calculation	
1. Prior year supplemental county and municipal aid	\$448,113.83
2. Increase due to sales tax revenue including adjustments (<i>district changes</i>)	\$10,306.62
3. Total Supplemental County and Municipal Aid (<i>sum of Lines 1 and 2</i>)	\$458,420.45

Expenditure Restraint Incentive Program

- Only municipalities are eligible to receive Expenditure Restraint Incentive Program (ERIP) payments
- Under state law, in 2025, each municipality will receive a payment that is equal to the amount of the payment received by the municipality in 2024 (sec. 79.05(4), Wis. Stats., from 2023 WI Act 12 – notwithstanding subs. (2) and (3))

Contact Information

If you have questions, contact us at lgs@wisconsin.gov, (608) 266-8618 or (608) 261-5167.



State of Wisconsin • DEPARTMENT OF REVENUE

DIVISION OF STATE AND LOCAL FINANCE • BUREAU OF LOCAL GOVERNMENT SERVICES • 2135 RIMROCK RD MADISON, WI 53713

Mailing Address:
PO Box 8971 #6-97
Madison WI 53708-8971
Fax: (608) 264-6887
lgs@wisconsin.gov

September 13, 2024

GARY KANE
TOWN OF AMNICON
4474S WENTWORTH RD
SOUTH RANGE WI 54874

Notice of Shared Revenue – 2025 Original Estimate

Notice Information

The Wisconsin Department of Revenue (DOR) is providing the **estimated** shared revenue amounts your local government will receive in 2025 under current state law for county and municipal aid, supplemental county and municipal aid, utility aid and the expenditure restraint incentive program. This does not include adjustments, shown on the July and November payment notices.

District	TOWN OF AMNICON	County	DOUGLAS	Co-muni code	16-002
-----------------	-----------------	---------------	---------	---------------------	--------

Estimate Information

For an explanation of each aid payment listed below, review the additional information in this notice.

2025 Original Estimate	
1. County and municipal aid	\$46,408.45
2. Utility aid	\$453.31
3. Supplemental county and municipal aid	\$51,709.13
4. Expenditure restraint incentive program	\$0.00
5. Total Estimated 2025 Payments (sum of Lines 1-4)	\$98,570.89

Payment Information

Your local government will receive two distributions in 2025 :

- July 28, 2025: 15% of Line 1, 2, and 3 and 100% of Line 4 (*shown above*)
- November 17, 2025: balance of your 2025 aid payments

County and Municipal Aid

Under state law, the county and municipal aid paid to each county and municipality must be equal to the amount determined in 2012 (sec. 79.036, Wis. Stats.) and adjusted for fallen protective services insurance reimbursement (sec. 79.036(4), Wis. Stats.).

County and Municipal Aid Calculation	
1. Prior year county and municipal aid	\$45,368.33
2. Increase due to sales tax revenue, including adjustments (<i>district changes</i>)	\$1,043.47
3. Fallen protective services insurance adjustment	-\$3.35
4. Fallen protective services insurance reimbursement (<i>reported to DOR</i>)	\$0.00
5. Total County and Municipal Aid (sum of Lines 1-4)	\$46,408.45

Utility Aid

- Under state law, utility aid is distributed to each county and municipality where tax-exempt utility property is located (sec. 79.04, Wis. Stats.)
- Utility companies report utility property information to DOR annually
- DOR uses the provided information to accurately calculate utility aid (*shown below*)

Utility Aid Calculation	
1. Net book value, <i>as of December 31, 2024 (including expected additions/retirements)</i>	\$151,104.00
2. Total net book value payment	\$453.31
3. Minimum payment	\$0.00
4. Megawatt capacity	0.0
5. Megawatt capacity payment	\$0.00
6. Closed/decommissioned production plant (phased down) payment	\$0.00
7. Subtotal (<i>sum of Lines 2, 3, 5 and 6</i>)	\$453.31
8. Population cap	\$518,500.00
9. Adjusted subtotal (<i>lesser of Line 7 or Line 8</i>)	\$453.31
10. Adjacent site incentive payment	\$0.00
11. Baseload incentive payment	\$0.00
12. Co-generation incentive payment	\$0.00
13. Alternative energy incentive payment	\$0.00
14. Total incentive payments (<i>sum of Lines 10 through 13</i>)	\$0.00
15. Spent nuclear fuel payment	\$0.00
16. Total Utility Aid – this is the utility aid payment listed on the front of the estimate (<i>sum of Lines 9, 14 and 15</i>)	\$453.31

Supplemental County and Municipal Aid

- Under state law, supplemental county and municipal aid paid to each county and municipality is determined by 2023 Wisconsin Act 12 (sec. 79.037, Wis. Stats.)
- For detailed information, review [county and municipal aid spreadsheet](#)

Supplemental County and Municipal Aid Calculation	
1. Prior year supplemental county and municipal aid	\$50,546.56
2. Increase due to sales tax revenue including adjustments (<i>district changes</i>)	\$1,162.57
3. Total Supplemental County and Municipal Aid (<i>sum of Lines 1 and 2</i>)	\$51,709.13

Expenditure Restraint Incentive Program

- Only municipalities are eligible to receive Expenditure Restraint Incentive Program (ERIP) payments
- Under state law, in 2025, each municipality will receive a payment that is equal to the amount of the payment received by the municipality in 2024 (sec. 79.05(4), Wis. Stats., from 2023 WI Act 12 – notwithstanding subs. (2) and (3))

Contact Information

If you have questions, contact us at lgs@wisconsin.gov, (608) 266-8618 or (608) 261-5167.



State of Wisconsin • DEPARTMENT OF REVENUE

DIVISION OF STATE AND LOCAL FINANCE • BUREAU OF LOCAL GOVERNMENT SERVICES • 2135 RIMROCK RD MADISON, WI 53713

Mailing Address:
PO Box 8971 #6-97
Madison WI 53708-8971
Fax: (608) 264-6887
lgs@wisconsin.gov

September 13, 2024

TAMARA JOHNSON
TOWN OF BENNETT
PO BOX 306
SOLON SPRINGS WI 54873

Notice of Shared Revenue – 2025 Original Estimate

Notice Information

The Wisconsin Department of Revenue (DOR) is providing the **estimated** shared revenue amounts your local government will receive in 2025 under current state law for county and municipal aid, supplemental county and municipal aid, utility aid and the expenditure restraint incentive program. This does not include adjustments, shown on the July and November payment notices.

District	TOWN OF BENNETT	County	DOUGLAS	Co-muni code	16-004
-----------------	-----------------	---------------	---------	---------------------	--------

Estimate Information

For an explanation of each aid payment listed below, review the additional information in this notice.

2025 Original Estimate	
1. County and municipal aid	\$31,896.60
2. Utility aid	\$0.00
3. Supplemental county and municipal aid	\$41,538.72
4. Expenditure restraint incentive program	\$0.00
5. Total Estimated 2025 Payments (sum of Lines 1-4)	\$73,435.32

Payment Information

Your local government will receive two distributions in 2025 :

- July 28, 2025: 15% of Line 1, 2, and 3 and 100% of Line 4 (*shown above*)
- November 17, 2025: balance of your 2025 aid payments

County and Municipal Aid

Under state law, the county and municipal aid paid to each county and municipality must be equal to the amount determined in 2012 (sec. 79.036, Wis. Stats.) and adjusted for fallen protective services insurance reimbursement (sec. 79.036(4), Wis. Stats.).

County and Municipal Aid Calculation	
1. Prior year county and municipal aid	\$31,181.72
2. Increase due to sales tax revenue, including adjustments (<i>district changes</i>)	\$717.18
3. Fallen protective services insurance adjustment	-\$2.30
4. Fallen protective services insurance reimbursement (<i>reported to DOR</i>)	\$0.00
5. Total County and Municipal Aid (sum of Lines 1-4)	\$31,896.60

Utility Aid

- Under state law, utility aid is distributed to each county and municipality where tax-exempt utility property is located (sec. 79.04, Wis. Stats.)
- Utility companies report utility property information to DOR annually
- DOR uses the provided information to accurately calculate utility aid (*shown below*)

Utility Aid Calculation	
1. Net book value, <i>as of December 31, 2024 (including expected additions/retirements)</i>	\$0.00
2. Total net book value payment	\$0.00
3. Minimum payment	\$0.00
4. Megawatt capacity	0.0
5. Megawatt capacity payment	\$0.00
6. Closed/decommissioned production plant (phased down) payment	\$0.00
7. Subtotal (<i>sum of Lines 2, 3, 5 and 6</i>)	\$0.00
8. Population cap	\$276,250.00
9. Adjusted subtotal (<i>lesser of Line 7 or Line 8</i>)	\$0.00
10. Adjacent site incentive payment	\$0.00
11. Baseload incentive payment	\$0.00
12. Co-generation incentive payment	\$0.00
13. Alternative energy incentive payment	\$0.00
14. Total incentive payments (<i>sum of Lines 10 through 13</i>)	\$0.00
15. Spent nuclear fuel payment	\$0.00
16. Total Utility Aid – this is the utility aid payment listed on the front of the estimate (<i>sum of Lines 9, 14 and 15</i>)	\$0.00

Supplemental County and Municipal Aid

- Under state law, supplemental county and municipal aid paid to each county and municipality is determined by 2023 Wisconsin Act 12 (sec. 79.037, Wis. Stats.)
- For detailed information, review [county and municipal aid spreadsheet](#)

Supplemental County and Municipal Aid Calculation	
1. Prior year supplemental county and municipal aid	\$40,604.81
2. Increase due to sales tax revenue including adjustments (<i>district changes</i>)	\$933.91
3. Total Supplemental County and Municipal Aid (<i>sum of Lines 1 and 2</i>)	\$41,538.72

Expenditure Restraint Incentive Program

- Only municipalities are eligible to receive Expenditure Restraint Incentive Program (ERIP) payments
- Under state law, in 2025, each municipality will receive a payment that is equal to the amount of the payment received by the municipality in 2024 (sec. 79.05(4), Wis. Stats., from 2023 WI Act 12 – notwithstanding subs. (2) and (3))

Contact Information

If you have questions, contact us at lgs@wisconsin.gov, (608) 266-8618 or (608) 261-5167.



State of Wisconsin • DEPARTMENT OF REVENUE

DIVISION OF STATE AND LOCAL FINANCE • BUREAU OF LOCAL GOVERNMENT SERVICES • 2135 RIMROCK RD MADISON, WI 53713

Mailing Address:
PO Box 8971 #6-97
Madison WI 53708-8971
Fax: (608) 264-6887
lgs@wisconsin.gov

September 13, 2024

DIANE NELSON
TOWN OF BRULE
5231 S COUNTY LINE RD
BRULE WI 54820

Notice of Shared Revenue – 2025 Original Estimate

Notice Information

The Wisconsin Department of Revenue (DOR) is providing the **estimated** shared revenue amounts your local government will receive in 2025 under current state law for county and municipal aid, supplemental county and municipal aid, utility aid and the expenditure restraint incentive program. This does not include adjustments, shown on the July and November payment notices.

District	TOWN OF BRULE	County	DOUGLAS	Co-muni code	16-006
-----------------	---------------	---------------	---------	---------------------	--------

Estimate Information

For an explanation of each aid payment listed below, review the additional information in this notice.

2025 Original Estimate	
1. County and municipal aid	\$38,842.49
2. Utility aid	\$789.23
3. Supplemental county and municipal aid	\$41,160.63
4. Expenditure restraint incentive program	\$0.00
5. Total Estimated 2025 Payments (sum of Lines 1-4)	\$80,792.35

Payment Information

Your local government will receive two distributions in 2025 :

- July 28, 2025: 15% of Line 1, 2, and 3 and 100% of Line 4 (*shown above*)
- November 17, 2025: balance of your 2025 aid payments

County and Municipal Aid

Under state law, the county and municipal aid paid to each county and municipality must be equal to the amount determined in 2012 (sec. 79.036, Wis. Stats.) and adjusted for fallen protective services insurance reimbursement (sec. 79.036(4), Wis. Stats.).

County and Municipal Aid Calculation	
1. Prior year county and municipal aid	\$37,971.95
2. Increase due to sales tax revenue, including adjustments (<i>district changes</i>)	\$873.35
3. Fallen protective services insurance adjustment	-\$2.81
4. Fallen protective services insurance reimbursement (<i>reported to DOR</i>)	\$0.00
5. Total County and Municipal Aid (sum of Lines 1-4)	\$38,842.49

Utility Aid

- Under state law, utility aid is distributed to each county and municipality where tax-exempt utility property is located (sec. 79.04, Wis. Stats.)
- Utility companies report utility property information to DOR annually
- DOR uses the provided information to accurately calculate utility aid (*shown below*)

Utility Aid Calculation	
1. Net book value, <i>as of December 31, 2024 (including expected additions/retirements)</i>	\$263,076.00
2. Total net book value payment	\$789.23
3. Minimum payment	\$0.00
4. Megawatt capacity	0.0
5. Megawatt capacity payment	\$0.00
6. Closed/decommissioned production plant (phased down) payment	\$0.00
7. Subtotal (<i>sum of Lines 2, 3, 5 and 6</i>)	\$789.23
8. Population cap	\$257,975.00
9. Adjusted subtotal (<i>lesser of Line 7 or Line 8</i>)	\$789.23
10. Adjacent site incentive payment	\$0.00
11. Baseload incentive payment	\$0.00
12. Co-generation incentive payment	\$0.00
13. Alternative energy incentive payment	\$0.00
14. Total incentive payments (<i>sum of Lines 10 through 13</i>)	\$0.00
15. Spent nuclear fuel payment	\$0.00
16. Total Utility Aid – this is the utility aid payment listed on the front of the estimate (<i>sum of Lines 9, 14 and 15</i>)	\$789.23

Supplemental County and Municipal Aid

- Under state law, supplemental county and municipal aid paid to each county and municipality is determined by 2023 Wisconsin Act 12 (sec. 79.037, Wis. Stats.)
- For detailed information, review [county and municipal aid spreadsheet](#)

Supplemental County and Municipal Aid Calculation	
1. Prior year supplemental county and municipal aid	\$40,235.22
2. Increase due to sales tax revenue including adjustments (<i>district changes</i>)	\$925.41
3. Total Supplemental County and Municipal Aid (<i>sum of Lines 1 and 2</i>)	\$41,160.63

Expenditure Restraint Incentive Program

- Only municipalities are eligible to receive Expenditure Restraint Incentive Program (ERIP) payments
- Under state law, in 2025, each municipality will receive a payment that is equal to the amount of the payment received by the municipality in 2024 (sec. 79.05(4), Wis. Stats., from 2023 WI Act 12 – notwithstanding subs. (2) and (3))

Contact Information

If you have questions, contact us at lgs@wisconsin.gov, (608) 266-8618 or (608) 261-5167.



State of Wisconsin • DEPARTMENT OF REVENUE

DIVISION OF STATE AND LOCAL FINANCE • BUREAU OF LOCAL GOVERNMENT SERVICES • 2135 RIMROCK RD MADISON, WI 53713

Mailing Address:
PO Box 8971 #6-97
Madison WI 53708-8971
Fax: (608) 264-6887
lgs@wisconsin.gov

September 13, 2024

PHYLLIS MASSIER
TOWN OF CLOVERLAND
2763S STATE RD 13
MAPLE WI 54854-9224

Notice of Shared Revenue – 2025 Original Estimate

Notice Information

The Wisconsin Department of Revenue (DOR) is providing the **estimated** shared revenue amounts your local government will receive in 2025 under current state law for county and municipal aid, supplemental county and municipal aid, utility aid and the expenditure restraint incentive program. This does not include adjustments, shown on the July and November payment notices.

District	TOWN OF CLOVERLAND	County	DOUGLAS	Co-muni code	16-008
-----------------	--------------------	---------------	---------	---------------------	--------

Estimate Information

For an explanation of each aid payment listed below, review the additional information in this notice.

2025 Original Estimate	
1. County and municipal aid	\$31,270.68
2. Utility aid	\$0.00
3. Supplemental county and municipal aid	\$34,972.05
4. Expenditure restraint incentive program	\$0.00
5. Total Estimated 2025 Payments (sum of Lines 1-4)	\$66,242.73

Payment Information

Your local government will receive two distributions in 2025 :

- July 28, 2025: 15% of Line 1, 2, and 3 and 100% of Line 4 (*shown above*)
- November 17, 2025: balance of your 2025 aid payments

County and Municipal Aid

Under state law, the county and municipal aid paid to each county and municipality must be equal to the amount determined in 2012 (sec. 79.036, Wis. Stats.) and adjusted for fallen protective services insurance reimbursement (sec. 79.036(4), Wis. Stats.).

County and Municipal Aid Calculation	
1. Prior year county and municipal aid	\$30,569.83
2. Increase due to sales tax revenue, including adjustments (<i>district changes</i>)	\$703.11
3. Fallen protective services insurance adjustment	-\$2.26
4. Fallen protective services insurance reimbursement (<i>reported to DOR</i>)	\$0.00
5. Total County and Municipal Aid (sum of Lines 1-4)	\$31,270.68

Utility Aid

- Under state law, utility aid is distributed to each county and municipality where tax-exempt utility property is located (sec. 79.04, Wis. Stats.)
- Utility companies report utility property information to DOR annually
- DOR uses the provided information to accurately calculate utility aid (*shown below*)

Utility Aid Calculation	
1. Net book value, <i>as of December 31, 2024 (including expected additions/retirements)</i>	\$0.00
2. Total net book value payment	\$0.00
3. Minimum payment	\$0.00
4. Megawatt capacity	0.0
5. Megawatt capacity payment	\$0.00
6. Closed/decommissioned production plant (phased down) payment	\$0.00
7. Subtotal (<i>sum of Lines 2, 3, 5 and 6</i>)	\$0.00
8. Population cap	\$104,125.00
9. Adjusted subtotal (<i>lesser of Line 7 or Line 8</i>)	\$0.00
10. Adjacent site incentive payment	\$0.00
11. Baseload incentive payment	\$0.00
12. Co-generation incentive payment	\$0.00
13. Alternative energy incentive payment	\$0.00
14. Total incentive payments (<i>sum of Lines 10 through 13</i>)	\$0.00
15. Spent nuclear fuel payment	\$0.00
16. Total Utility Aid – this is the utility aid payment listed on the front of the estimate (<i>sum of Lines 9, 14 and 15</i>)	\$0.00

Supplemental County and Municipal Aid

- Under state law, supplemental county and municipal aid paid to each county and municipality is determined by 2023 Wisconsin Act 12 (sec. 79.037, Wis. Stats.)
- For detailed information, review [county and municipal aid spreadsheet](#)

Supplemental County and Municipal Aid Calculation	
1. Prior year supplemental county and municipal aid	\$34,185.78
2. Increase due to sales tax revenue including adjustments (<i>district changes</i>)	\$786.27
3. Total Supplemental County and Municipal Aid (<i>sum of Lines 1 and 2</i>)	\$34,972.05

Expenditure Restraint Incentive Program

- Only municipalities are eligible to receive Expenditure Restraint Incentive Program (ERIP) payments
- Under state law, in 2025, each municipality will receive a payment that is equal to the amount of the payment received by the municipality in 2024 (sec. 79.05(4), Wis. Stats., from 2023 WI Act 12 – notwithstanding subs. (2) and (3))

Contact Information

If you have questions, contact us at lgs@wisconsin.gov, (608) 266-8618 or (608) 261-5167.



State of Wisconsin • DEPARTMENT OF REVENUE

DIVISION OF STATE AND LOCAL FINANCE • BUREAU OF LOCAL GOVERNMENT SERVICES • 2135 RIMROCK RD MADISON, WI 53713

Mailing Address:
PO Box 8971 #6-97
Madison WI 53708-8971
Fax: (608) 264-6887
lgs@wisconsin.gov

September 13, 2024

TAMMY BAER
TOWN OF DAIRYLAND
15208 S STATE ROAD 35
DAIRYLAND WI 54830-9033

Notice of Shared Revenue – 2025 Original Estimate

Notice Information

The Wisconsin Department of Revenue (DOR) is providing the **estimated** shared revenue amounts your local government will receive in 2025 under current state law for county and municipal aid, supplemental county and municipal aid, utility aid and the expenditure restraint incentive program. This does not include adjustments, shown on the July and November payment notices.

District	TOWN OF DAIRYLAND	County	DOUGLAS	Co-muni code	16-010
-----------------	-------------------	---------------	---------	---------------------	--------

Estimate Information

For an explanation of each aid payment listed below, review the additional information in this notice.

2025 Original Estimate	
1. County and municipal aid	\$10,376.29
2. Utility aid	\$641.09
3. Supplemental county and municipal aid	\$34,318.65
4. Expenditure restraint incentive program	\$0.00
5. Total Estimated 2025 Payments (sum of Lines 1-4)	\$45,336.03

Payment Information

Your local government will receive two distributions in 2025 :

- July 28, 2025: 15% of Line 1, 2, and 3 and 100% of Line 4 (*shown above*)
- November 17, 2025: balance of your 2025 aid payments

County and Municipal Aid

Under state law, the county and municipal aid paid to each county and municipality must be equal to the amount determined in 2012 (sec. 79.036, Wis. Stats.) and adjusted for fallen protective services insurance reimbursement (sec. 79.036(4), Wis. Stats.).

County and Municipal Aid Calculation	
1. Prior year county and municipal aid	\$10,143.73
2. Increase due to sales tax revenue, including adjustments (<i>district changes</i>)	\$233.31
3. Fallen protective services insurance adjustment	-\$0.75
4. Fallen protective services insurance reimbursement (<i>reported to DOR</i>)	\$0.00
5. Total County and Municipal Aid (sum of Lines 1-4)	\$10,376.29

Utility Aid

- Under state law, utility aid is distributed to each county and municipality where tax-exempt utility property is located (sec. 79.04, Wis. Stats.)
- Utility companies report utility property information to DOR annually
- DOR uses the provided information to accurately calculate utility aid (*shown below*)

Utility Aid Calculation	
1. Net book value, <i>as of December 31, 2024 (including expected additions/retirements)</i>	\$213,698.00
2. Total net book value payment	\$641.09
3. Minimum payment	\$0.00
4. Megawatt capacity	0.0
5. Megawatt capacity payment	\$0.00
6. Closed/decommissioned production plant (phased down) payment	\$0.00
7. Subtotal (<i>sum of Lines 2, 3, 5 and 6</i>)	\$641.09
8. Population cap	\$87,975.00
9. Adjusted subtotal (<i>lesser of Line 7 or Line 8</i>)	\$641.09
10. Adjacent site incentive payment	\$0.00
11. Baseload incentive payment	\$0.00
12. Co-generation incentive payment	\$0.00
13. Alternative energy incentive payment	\$0.00
14. Total incentive payments (<i>sum of Lines 10 through 13</i>)	\$0.00
15. Spent nuclear fuel payment	\$0.00
16. Total Utility Aid – this is the utility aid payment listed on the front of the estimate (<i>sum of Lines 9, 14 and 15</i>)	\$641.09

Supplemental County and Municipal Aid

- Under state law, supplemental county and municipal aid paid to each county and municipality is determined by 2023 Wisconsin Act 12 (sec. 79.037, Wis. Stats.)
- For detailed information, review [county and municipal aid spreadsheet](#)

Supplemental County and Municipal Aid Calculation	
1. Prior year supplemental county and municipal aid	\$33,547.07
2. Increase due to sales tax revenue including adjustments (<i>district changes</i>)	\$771.58
3. Total Supplemental County and Municipal Aid (<i>sum of Lines 1 and 2</i>)	\$34,318.65

Expenditure Restraint Incentive Program

- Only municipalities are eligible to receive Expenditure Restraint Incentive Program (ERIP) payments
- Under state law, in 2025, each municipality will receive a payment that is equal to the amount of the payment received by the municipality in 2024 (sec. 79.05(4), Wis. Stats., from 2023 WI Act 12 – notwithstanding subs. (2) and (3))

Contact Information

If you have questions, contact us at lgs@wisconsin.gov, (608) 266-8618 or (608) 261-5167.



State of Wisconsin • DEPARTMENT OF REVENUE

DIVISION OF STATE AND LOCAL FINANCE • BUREAU OF LOCAL GOVERNMENT SERVICES • 2135 RIMROCK RD MADISON, WI 53713

Mailing Address:
PO Box 8971 #6-97
Madison WI 53708-8971
Fax: (608) 264-6887
lgs@wisconsin.gov

September 13, 2024

DENISE WOHLBIER
TOWN OF GORDON
9709 E CTY RD Y, PO BOX 68
GORDON WI 54838-0068

Notice of Shared Revenue – 2025 Original Estimate

Notice Information

The Wisconsin Department of Revenue (DOR) is providing the **estimated** shared revenue amounts your local government will receive in 2025 under current state law for county and municipal aid, supplemental county and municipal aid, utility aid and the expenditure restraint incentive program. This does not include adjustments, shown on the July and November payment notices.

District	TOWN OF GORDON	County	DOUGLAS	Co-muni code	16-012
-----------------	----------------	---------------	---------	---------------------	--------

Estimate Information

For an explanation of each aid payment listed below, review the additional information in this notice.

2025 Original Estimate	
1. County and municipal aid	\$15,131.77
2. Utility aid	\$4,978.01
3. Supplemental county and municipal aid	\$43,669.64
4. Expenditure restraint incentive program	\$0.00
5. Total Estimated 2025 Payments (sum of Lines 1-4)	\$63,779.42

Payment Information

Your local government will receive two distributions in 2025 :

- July 28, 2025: 15% of Line 1, 2, and 3 and 100% of Line 4 (*shown above*)
- November 17, 2025: balance of your 2025 aid payments

County and Municipal Aid

Under state law, the county and municipal aid paid to each county and municipality must be equal to the amount determined in 2012 (sec. 79.036, Wis. Stats.) and adjusted for fallen protective services insurance reimbursement (sec. 79.036(4), Wis. Stats.).

County and Municipal Aid Calculation	
1. Prior year county and municipal aid	\$14,792.63
2. Increase due to sales tax revenue, including adjustments (<i>district changes</i>)	\$340.23
3. Fallen protective services insurance adjustment	-\$1.09
4. Fallen protective services insurance reimbursement (<i>reported to DOR</i>)	\$0.00
5. Total County and Municipal Aid (sum of Lines 1-4)	\$15,131.77

Utility Aid

- Under state law, utility aid is distributed to each county and municipality where tax-exempt utility property is located (sec. 79.04, Wis. Stats.)
- Utility companies report utility property information to DOR annually
- DOR uses the provided information to accurately calculate utility aid (*shown below*)

Utility Aid Calculation	
1. Net book value, <i>as of December 31, 2024 (including expected additions/retirements)</i>	\$59,336.00
2. Total net book value payment	\$178.01
3. Minimum payment	\$0.00
4. Megawatt capacity	7.2
5. Megawatt capacity payment	\$4,800.00
6. Closed/decommissioned production plant (phased down) payment	\$0.00
7. Subtotal (<i>sum of Lines 2, 3, 5 and 6</i>)	\$4,978.01
8. Population cap	\$320,875.00
9. Adjusted subtotal (<i>lesser of Line 7 or Line 8</i>)	\$4,978.01
10. Adjacent site incentive payment	\$0.00
11. Baseload incentive payment	\$0.00
12. Co-generation incentive payment	\$0.00
13. Alternative energy incentive payment	\$0.00
14. Total incentive payments (<i>sum of Lines 10 through 13</i>)	\$0.00
15. Spent nuclear fuel payment	\$0.00
16. Total Utility Aid – this is the utility aid payment listed on the front of the estimate (<i>sum of Lines 9, 14 and 15</i>)	\$4,978.01

Supplemental County and Municipal Aid

- Under state law, supplemental county and municipal aid paid to each county and municipality is determined by 2023 Wisconsin Act 12 (sec. 79.037, Wis. Stats.)
- For detailed information, review [county and municipal aid spreadsheet](#)

Supplemental County and Municipal Aid Calculation	
1. Prior year supplemental county and municipal aid	\$42,687.82
2. Increase due to sales tax revenue including adjustments (<i>district changes</i>)	\$981.82
3. Total Supplemental County and Municipal Aid (<i>sum of Lines 1 and 2</i>)	\$43,669.64

Expenditure Restraint Incentive Program

- Only municipalities are eligible to receive Expenditure Restraint Incentive Program (ERIP) payments
- Under state law, in 2025, each municipality will receive a payment that is equal to the amount of the payment received by the municipality in 2024 (sec. 79.05(4), Wis. Stats., from 2023 WI Act 12 – notwithstanding subs. (2) and (3))

Contact Information

If you have questions, contact us at lgs@wisconsin.gov, (608) 266-8618 or (608) 261-5167.



State of Wisconsin • DEPARTMENT OF REVENUE

DIVISION OF STATE AND LOCAL FINANCE • BUREAU OF LOCAL GOVERNMENT SERVICES • 2135 RIMROCK RD MADISON, WI 53713

Mailing Address:
PO Box 8971 #6-97
Madison WI 53708-8971
Fax: (608) 264-6887
lgs@wisconsin.gov

September 13, 2024

DEBRA WERMTER
TOWN OF HAWTHORNE
P O BOX 142
HAWTHORNE WI 54842-0142

Notice of Shared Revenue – 2025 Original Estimate

Notice Information

The Wisconsin Department of Revenue (DOR) is providing the **estimated** shared revenue amounts your local government will receive in 2025 under current state law for county and municipal aid, supplemental county and municipal aid, utility aid and the expenditure restraint incentive program. This does not include adjustments, shown on the July and November payment notices.

District	TOWN OF HAWTHORNE	County	DOUGLAS	Co-muni code	16-014
-----------------	-------------------	---------------	---------	---------------------	--------

Estimate Information

For an explanation of each aid payment listed below, review the additional information in this notice.

2025 Original Estimate	
1. County and municipal aid	\$57,051.48
2. Utility aid	\$0.00
3. Supplemental county and municipal aid	\$48,445.80
4. Expenditure restraint incentive program	\$0.00
5. Total Estimated 2025 Payments (sum of Lines 1-4)	\$105,497.28

Payment Information

Your local government will receive two distributions in 2025 :

- July 28, 2025: 15% of Line 1, 2, and 3 and 100% of Line 4 (*shown above*)
- November 17, 2025: balance of your 2025 aid payments

County and Municipal Aid

Under state law, the county and municipal aid paid to each county and municipality must be equal to the amount determined in 2012 (sec. 79.036, Wis. Stats.) and adjusted for fallen protective services insurance reimbursement (sec. 79.036(4), Wis. Stats.).

County and Municipal Aid Calculation	
1. Prior year county and municipal aid	\$55,772.83
2. Increase due to sales tax revenue, including adjustments (<i>district changes</i>)	\$1,282.77
3. Fallen protective services insurance adjustment	-\$4.12
4. Fallen protective services insurance reimbursement (<i>reported to DOR</i>)	\$0.00
5. Total County and Municipal Aid (sum of Lines 1-4)	\$57,051.48

Utility Aid

- Under state law, utility aid is distributed to each county and municipality where tax-exempt utility property is located (sec. 79.04, Wis. Stats.)
- Utility companies report utility property information to DOR annually
- DOR uses the provided information to accurately calculate utility aid (*shown below*)

Utility Aid Calculation	
1. Net book value, <i>as of December 31, 2024 (including expected additions/retirements)</i>	\$0.00
2. Total net book value payment	\$0.00
3. Minimum payment	\$0.00
4. Megawatt capacity	0.0
5. Megawatt capacity payment	\$0.00
6. Closed/decommissioned production plant (phased down) payment	\$0.00
7. Subtotal (<i>sum of Lines 2, 3, 5 and 6</i>)	\$0.00
8. Population cap	\$432,650.00
9. Adjusted subtotal (<i>lesser of Line 7 or Line 8</i>)	\$0.00
10. Adjacent site incentive payment	\$0.00
11. Baseload incentive payment	\$0.00
12. Co-generation incentive payment	\$0.00
13. Alternative energy incentive payment	\$0.00
14. Total incentive payments (<i>sum of Lines 10 through 13</i>)	\$0.00
15. Spent nuclear fuel payment	\$0.00
16. Total Utility Aid – this is the utility aid payment listed on the front of the estimate (<i>sum of Lines 9, 14 and 15</i>)	\$0.00

Supplemental County and Municipal Aid

- Under state law, supplemental county and municipal aid paid to each county and municipality is determined by 2023 Wisconsin Act 12 (sec. 79.037, Wis. Stats.)
- For detailed information, review [county and municipal aid spreadsheet](#)

Supplemental County and Municipal Aid Calculation	
1. Prior year supplemental county and municipal aid	\$47,356.60
2. Increase due to sales tax revenue including adjustments (<i>district changes</i>)	\$1,089.20
3. Total Supplemental County and Municipal Aid (<i>sum of Lines 1 and 2</i>)	\$48,445.80

Expenditure Restraint Incentive Program

- Only municipalities are eligible to receive Expenditure Restraint Incentive Program (ERIP) payments
- Under state law, in 2025, each municipality will receive a payment that is equal to the amount of the payment received by the municipality in 2024 (sec. 79.05(4), Wis. Stats., from 2023 WI Act 12 – notwithstanding subs. (2) and (3))

Contact Information

If you have questions, contact us at lgs@wisconsin.gov, (608) 266-8618 or (608) 261-5167.



State of Wisconsin • DEPARTMENT OF REVENUE

DIVISION OF STATE AND LOCAL FINANCE • BUREAU OF LOCAL GOVERNMENT SERVICES • 2135 RIMROCK RD MADISON, WI 53713

Mailing Address:
PO Box 8971 #6-97
Madison WI 53708-8971
Fax: (608) 264-6887
lgs@wisconsin.gov

September 13, 2024

NORA MOSS
TOWN OF HIGHLAND
PO BOX 22
LAKE NEBAGAMON WI 54849

Notice of Shared Revenue – 2025 Original Estimate

Notice Information

The Wisconsin Department of Revenue (DOR) is providing the **estimated** shared revenue amounts your local government will receive in 2025 under current state law for county and municipal aid, supplemental county and municipal aid, utility aid and the expenditure restraint incentive program. This does not include adjustments, shown on the July and November payment notices.

District	TOWN OF HIGHLAND	County	DOUGLAS	Co-muni code	16-016
-----------------	------------------	---------------	---------	---------------------	--------

Estimate Information

For an explanation of each aid payment listed below, review the additional information in this notice.

2025 Original Estimate	
1. County and municipal aid	\$6,628.95
2. Utility aid	\$0.00
3. Supplemental county and municipal aid	\$36,553.85
4. Expenditure restraint incentive program	\$0.00
5. Total Estimated 2025 Payments (sum of Lines 1-4)	\$43,182.80

Payment Information

Your local government will receive two distributions in 2025 :

- July 28, 2025: 15% of Line 1, 2, and 3 and 100% of Line 4 (*shown above*)
- November 17, 2025: balance of your 2025 aid payments

County and Municipal Aid

Under state law, the county and municipal aid paid to each county and municipality must be equal to the amount determined in 2012 (sec. 79.036, Wis. Stats.) and adjusted for fallen protective services insurance reimbursement (sec. 79.036(4), Wis. Stats.).

County and Municipal Aid Calculation	
1. Prior year county and municipal aid	\$6,480.38
2. Increase due to sales tax revenue, including adjustments (<i>district changes</i>)	\$149.05
3. Fallen protective services insurance adjustment	-\$0.48
4. Fallen protective services insurance reimbursement (<i>reported to DOR</i>)	\$0.00
5. Total County and Municipal Aid (sum of Lines 1-4)	\$6,628.95

Utility Aid

- Under state law, utility aid is distributed to each county and municipality where tax-exempt utility property is located (sec. 79.04, Wis. Stats.)
- Utility companies report utility property information to DOR annually
- DOR uses the provided information to accurately calculate utility aid (*shown below*)

Utility Aid Calculation	
1. Net book value, <i>as of December 31, 2024 (including expected additions/retirements)</i>	\$0.00
2. Total net book value payment	\$0.00
3. Minimum payment	\$0.00
4. Megawatt capacity	0.0
5. Megawatt capacity payment	\$0.00
6. Closed/decommissioned production plant (phased down) payment	\$0.00
7. Subtotal (<i>sum of Lines 2, 3, 5 and 6</i>)	\$0.00
8. Population cap	\$147,050.00
9. Adjusted subtotal (<i>lesser of Line 7 or Line 8</i>)	\$0.00
10. Adjacent site incentive payment	\$0.00
11. Baseload incentive payment	\$0.00
12. Co-generation incentive payment	\$0.00
13. Alternative energy incentive payment	\$0.00
14. Total incentive payments (<i>sum of Lines 10 through 13</i>)	\$0.00
15. Spent nuclear fuel payment	\$0.00
16. Total Utility Aid – this is the utility aid payment listed on the front of the estimate (<i>sum of Lines 9, 14 and 15</i>)	\$0.00

Supplemental County and Municipal Aid

- Under state law, supplemental county and municipal aid paid to each county and municipality is determined by 2023 Wisconsin Act 12 (sec. 79.037, Wis. Stats.)
- For detailed information, review [county and municipal aid spreadsheet](#)

Supplemental County and Municipal Aid Calculation	
1. Prior year supplemental county and municipal aid	\$35,732.01
2. Increase due to sales tax revenue including adjustments (<i>district changes</i>)	\$821.84
3. Total Supplemental County and Municipal Aid (<i>sum of Lines 1 and 2</i>)	\$36,553.85

Expenditure Restraint Incentive Program

- Only municipalities are eligible to receive Expenditure Restraint Incentive Program (ERIP) payments
- Under state law, in 2025, each municipality will receive a payment that is equal to the amount of the payment received by the municipality in 2024 (sec. 79.05(4), Wis. Stats., from 2023 WI Act 12 – notwithstanding subs. (2) and (3))

Contact Information

If you have questions, contact us at lgs@wisconsin.gov, (608) 266-8618 or (608) 261-5167.



State of Wisconsin • DEPARTMENT OF REVENUE

DIVISION OF STATE AND LOCAL FINANCE • BUREAU OF LOCAL GOVERNMENT SERVICES • 2135 RIMROCK RD MADISON, WI 53713

Mailing Address:
PO Box 8971 #6-97
Madison WI 53708-8971
Fax: (608) 264-6887
lgs@wisconsin.gov

September 13, 2024

RUTHANN SCHNEPPER
TOWN OF LAKESIDE
3196 S POPLAR RIVER ROAD
POPLAR WI 54864

Notice of Shared Revenue – 2025 Original Estimate

Notice Information

The Wisconsin Department of Revenue (DOR) is providing the **estimated** shared revenue amounts your local government will receive in 2025 under current state law for county and municipal aid, supplemental county and municipal aid, utility aid and the expenditure restraint incentive program. This does not include adjustments, shown on the July and November payment notices.

District	TOWN OF LAKESIDE	County	DOUGLAS	Co-muni code	16-018
-----------------	------------------	---------------	---------	---------------------	--------

Estimate Information

For an explanation of each aid payment listed below, review the additional information in this notice.

2025 Original Estimate	
1. County and municipal aid	\$51,368.63
2. Utility aid	\$340.40
3. Supplemental county and municipal aid	\$42,415.19
4. Expenditure restraint incentive program	\$0.00
5. Total Estimated 2025 Payments (sum of Lines 1-4)	\$94,124.22

Payment Information

Your local government will receive two distributions in 2025 :

- July 28, 2025: 15% of Line 1, 2, and 3 and 100% of Line 4 (*shown above*)
- November 17, 2025: balance of your 2025 aid payments

County and Municipal Aid

Under state law, the county and municipal aid paid to each county and municipality must be equal to the amount determined in 2012 (sec. 79.036, Wis. Stats.) and adjusted for fallen protective services insurance reimbursement (sec. 79.036(4), Wis. Stats.).

County and Municipal Aid Calculation	
1. Prior year county and municipal aid	\$50,217.34
2. Increase due to sales tax revenue, including adjustments (<i>district changes</i>)	\$1,155.00
3. Fallen protective services insurance adjustment	-\$3.71
4. Fallen protective services insurance reimbursement (<i>reported to DOR</i>)	\$0.00
5. Total County and Municipal Aid (sum of Lines 1-4)	\$51,368.63

Utility Aid

- Under state law, utility aid is distributed to each county and municipality where tax-exempt utility property is located (sec. 79.04, Wis. Stats.)
- Utility companies report utility property information to DOR annually
- DOR uses the provided information to accurately calculate utility aid (*shown below*)

Utility Aid Calculation	
1. Net book value, <i>as of December 31, 2024 (including expected additions/retirements)</i>	\$113,466.00
2. Total net book value payment	\$340.40
3. Minimum payment	\$0.00
4. Megawatt capacity	0.0
5. Megawatt capacity payment	\$0.00
6. Closed/decommissioned production plant (phased down) payment	\$0.00
7. Subtotal (<i>sum of Lines 2, 3, 5 and 6</i>)	\$340.40
8. Population cap	\$294,950.00
9. Adjusted subtotal (<i>lesser of Line 7 or Line 8</i>)	\$340.40
10. Adjacent site incentive payment	\$0.00
11. Baseload incentive payment	\$0.00
12. Co-generation incentive payment	\$0.00
13. Alternative energy incentive payment	\$0.00
14. Total incentive payments (<i>sum of Lines 10 through 13</i>)	\$0.00
15. Spent nuclear fuel payment	\$0.00
16. Total Utility Aid – this is the utility aid payment listed on the front of the estimate (<i>sum of Lines 9, 14 and 15</i>)	\$340.40

Supplemental County and Municipal Aid

- Under state law, supplemental county and municipal aid paid to each county and municipality is determined by 2023 Wisconsin Act 12 (sec. 79.037, Wis. Stats.)
- For detailed information, review [county and municipal aid spreadsheet](#)

Supplemental County and Municipal Aid Calculation	
1. Prior year supplemental county and municipal aid	\$41,461.57
2. Increase due to sales tax revenue including adjustments (<i>district changes</i>)	\$953.62
3. Total Supplemental County and Municipal Aid (<i>sum of Lines 1 and 2</i>)	\$42,415.19

Expenditure Restraint Incentive Program

- Only municipalities are eligible to receive Expenditure Restraint Incentive Program (ERIP) payments
- Under state law, in 2025, each municipality will receive a payment that is equal to the amount of the payment received by the municipality in 2024 (sec. 79.05(4), Wis. Stats., from 2023 WI Act 12 – notwithstanding subs. (2) and (3))

Contact Information

If you have questions, contact us at lgs@wisconsin.gov, (608) 266-8618 or (608) 261-5167.



State of Wisconsin • DEPARTMENT OF REVENUE

DIVISION OF STATE AND LOCAL FINANCE • BUREAU OF LOCAL GOVERNMENT SERVICES • 2135 RIMROCK RD MADISON, WI 53713

Mailing Address:
PO Box 8971 #6-97
Madison WI 53708-8971
Fax: (608) 264-6887
lgs@wisconsin.gov

September 13, 2024

RACHEL LINTULA
TOWN OF MAPLE
PO BOX 243
MAPLE WI 54854-9169

Notice of Shared Revenue – 2025 Original Estimate

Notice Information

The Wisconsin Department of Revenue (DOR) is providing the **estimated** shared revenue amounts your local government will receive in 2025 under current state law for county and municipal aid, supplemental county and municipal aid, utility aid and the expenditure restraint incentive program. This does not include adjustments, shown on the July and November payment notices.

District	TOWN OF MAPLE	County	DOUGLAS	Co-muni code	16-020
-----------------	---------------	---------------	---------	---------------------	--------

Estimate Information

For an explanation of each aid payment listed below, review the additional information in this notice.

2025 Original Estimate	
1. County and municipal aid	\$67,390.90
2. Utility aid	\$435.06
3. Supplemental county and municipal aid	\$42,896.36
4. Expenditure restraint incentive program	\$0.00
5. Total Estimated 2025 Payments (sum of Lines 1-4)	\$110,722.32

Payment Information

Your local government will receive two distributions in 2025 :

- July 28, 2025: 15% of Line 1, 2, and 3 and 100% of Line 4 (*shown above*)
- November 17, 2025: balance of your 2025 aid payments

County and Municipal Aid

Under state law, the county and municipal aid paid to each county and municipality must be equal to the amount determined in 2012 (sec. 79.036, Wis. Stats.) and adjusted for fallen protective services insurance reimbursement (sec. 79.036(4), Wis. Stats.).

County and Municipal Aid Calculation	
1. Prior year county and municipal aid	\$65,880.52
2. Increase due to sales tax revenue, including adjustments (<i>district changes</i>)	\$1,515.25
3. Fallen protective services insurance adjustment	-\$4.87
4. Fallen protective services insurance reimbursement (<i>reported to DOR</i>)	\$0.00
5. Total County and Municipal Aid (sum of Lines 1-4)	\$67,390.90

Utility Aid

- Under state law, utility aid is distributed to each county and municipality where tax-exempt utility property is located (sec. 79.04, Wis. Stats.)
- Utility companies report utility property information to DOR annually
- DOR uses the provided information to accurately calculate utility aid (*shown below*)

Utility Aid Calculation	
1. Net book value, <i>as of December 31, 2024 (including expected additions/retirements)</i>	\$145,021.00
2. Total net book value payment	\$435.06
3. Minimum payment	\$0.00
4. Megawatt capacity	0.0
5. Megawatt capacity payment	\$0.00
6. Closed/decommissioned production plant (phased down) payment	\$0.00
7. Subtotal (<i>sum of Lines 2, 3, 5 and 6</i>)	\$435.06
8. Population cap	\$300,475.00
9. Adjusted subtotal (<i>lesser of Line 7 or Line 8</i>)	\$435.06
10. Adjacent site incentive payment	\$0.00
11. Baseload incentive payment	\$0.00
12. Co-generation incentive payment	\$0.00
13. Alternative energy incentive payment	\$0.00
14. Total incentive payments (<i>sum of Lines 10 through 13</i>)	\$0.00
15. Spent nuclear fuel payment	\$0.00
16. Total Utility Aid – this is the utility aid payment listed on the front of the estimate (<i>sum of Lines 9, 14 and 15</i>)	\$435.06

Supplemental County and Municipal Aid

- Under state law, supplemental county and municipal aid paid to each county and municipality is determined by 2023 Wisconsin Act 12 (sec. 79.037, Wis. Stats.)
- For detailed information, review [county and municipal aid spreadsheet](#)

Supplemental County and Municipal Aid Calculation	
1. Prior year supplemental county and municipal aid	\$41,931.93
2. Increase due to sales tax revenue including adjustments (<i>district changes</i>)	\$964.43
3. Total Supplemental County and Municipal Aid (<i>sum of Lines 1 and 2</i>)	\$42,896.36

Expenditure Restraint Incentive Program

- Only municipalities are eligible to receive Expenditure Restraint Incentive Program (ERIP) payments
- Under state law, in 2025, each municipality will receive a payment that is equal to the amount of the payment received by the municipality in 2024 (sec. 79.05(4), Wis. Stats., from 2023 WI Act 12 – notwithstanding subs. (2) and (3))

Contact Information

If you have questions, contact us at lgs@wisconsin.gov, (608) 266-8618 or (608) 261-5167.



State of Wisconsin • DEPARTMENT OF REVENUE

DIVISION OF STATE AND LOCAL FINANCE • BUREAU OF LOCAL GOVERNMENT SERVICES • 2135 RIMROCK RD MADISON, WI 53713

Mailing Address:
PO Box 8971 #6-97
Madison WI 53708-8971
Fax: (608) 264-6887
lgs@wisconsin.gov

September 13, 2024

LAURIE DOLSEN
TOWN OF OAKLAND
6152 S COUNTY ROAD K
SOUTH RANGE WI 54874

Notice of Shared Revenue – 2025 Original Estimate

Notice Information

The Wisconsin Department of Revenue (DOR) is providing the **estimated** shared revenue amounts your local government will receive in 2025 under current state law for county and municipal aid, supplemental county and municipal aid, utility aid and the expenditure restraint incentive program. This does not include adjustments, shown on the July and November payment notices.

District	TOWN OF OAKLAND	County	DOUGLAS	Co-muni code	16-022
-----------------	-----------------	---------------	---------	---------------------	--------

Estimate Information

For an explanation of each aid payment listed below, review the additional information in this notice.

2025 Original Estimate	
1. County and municipal aid	\$75,413.21
2. Utility aid	\$0.00
3. Supplemental county and municipal aid	\$51,073.70
4. Expenditure restraint incentive program	\$0.00
5. Total Estimated 2025 Payments (sum of Lines 1-4)	\$126,486.91

Payment Information

Your local government will receive two distributions in 2025 :

- July 28, 2025: 15% of Line 1, 2, and 3 and 100% of Line 4 (*shown above*)
- November 17, 2025: balance of your 2025 aid payments

County and Municipal Aid

Under state law, the county and municipal aid paid to each county and municipality must be equal to the amount determined in 2012 (sec. 79.036, Wis. Stats.) and adjusted for fallen protective services insurance reimbursement (sec. 79.036(4), Wis. Stats.).

County and Municipal Aid Calculation	
1. Prior year county and municipal aid	\$73,723.03
2. Increase due to sales tax revenue, including adjustments (<i>district changes</i>)	\$1,695.63
3. Fallen protective services insurance adjustment	-\$5.45
4. Fallen protective services insurance reimbursement (<i>reported to DOR</i>)	\$0.00
5. Total County and Municipal Aid (sum of Lines 1-4)	\$75,413.21

Utility Aid

- Under state law, utility aid is distributed to each county and municipality where tax-exempt utility property is located (sec. 79.04, Wis. Stats.)
- Utility companies report utility property information to DOR annually
- DOR uses the provided information to accurately calculate utility aid (*shown below*)

Utility Aid Calculation	
1. Net book value, as of December 31, 2024 (including expected additions/retirements)	\$0.00
2. Total net book value payment	\$0.00
3. Minimum payment	\$0.00
4. Megawatt capacity	0.0
5. Megawatt capacity payment	\$0.00
6. Closed/decommissioned production plant (phased down) payment	\$0.00
7. Subtotal (sum of Lines 2, 3, 5 and 6)	\$0.00
8. Population cap	\$513,825.00
9. Adjusted subtotal (lesser of Line 7 or Line 8)	\$0.00
10. Adjacent site incentive payment	\$0.00
11. Baseload incentive payment	\$0.00
12. Co-generation incentive payment	\$0.00
13. Alternative energy incentive payment	\$0.00
14. Total incentive payments (sum of Lines 10 through 13)	\$0.00
15. Spent nuclear fuel payment	\$0.00
16. Total Utility Aid – this is the utility aid payment listed on the front of the estimate (sum of Lines 9, 14 and 15)	\$0.00

Supplemental County and Municipal Aid

- Under state law, supplemental county and municipal aid paid to each county and municipality is determined by 2023 Wisconsin Act 12 (sec. 79.037, Wis. Stats.)
- For detailed information, review [county and municipal aid spreadsheet](#)

Supplemental County and Municipal Aid Calculation	
1. Prior year supplemental county and municipal aid	\$49,925.42
2. Increase due to sales tax revenue including adjustments (district changes)	\$1,148.28
3. Total Supplemental County and Municipal Aid (sum of Lines 1 and 2)	\$51,073.70

Expenditure Restraint Incentive Program

- Only municipalities are eligible to receive Expenditure Restraint Incentive Program (ERIP) payments
- Under state law, in 2025, each municipality will receive a payment that is equal to the amount of the payment received by the municipality in 2024 (sec. 79.05(4), Wis. Stats., from 2023 WI Act 12 – notwithstanding subs. (2) and (3))

Contact Information

If you have questions, contact us at lgs@wisconsin.gov, (608) 266-8618 or (608) 261-5167.



State of Wisconsin • DEPARTMENT OF REVENUE

DIVISION OF STATE AND LOCAL FINANCE • BUREAU OF LOCAL GOVERNMENT SERVICES • 2135 RIMROCK RD MADISON, WI 53713

Mailing Address:
PO Box 8971 #6-97
Madison WI 53708-8971
Fax: (608) 264-6887
lgs@wisconsin.gov

September 13, 2024

SUZY ST MARIE
TOWN OF PARKLAND
PO BOX 98
SOUTH RANGE WI 54874-0098

Notice of Shared Revenue – 2025 Original Estimate

Notice Information

The Wisconsin Department of Revenue (DOR) is providing the **estimated** shared revenue amounts your local government will receive in 2025 under current state law for county and municipal aid, supplemental county and municipal aid, utility aid and the expenditure restraint incentive program. This does not include adjustments, shown on the July and November payment notices.

District	TOWN OF PARKLAND	County	DOUGLAS	Co-muni code	16-024
-----------------	------------------	---------------	---------	---------------------	--------

Estimate Information

For an explanation of each aid payment listed below, review the additional information in this notice.

2025 Original Estimate	
1. County and municipal aid	\$110,631.24
2. Utility aid	\$0.00
3. Supplemental county and municipal aid	\$52,035.43
4. Expenditure restraint incentive program	\$0.00
5. Total Estimated 2025 Payments (sum of Lines 1-4)	\$162,666.67

Payment Information

Your local government will receive two distributions in 2025 :

- July 28, 2025: 15% of Line 1, 2, and 3 and 100% of Line 4 (*shown above*)
- November 17, 2025: balance of your 2025 aid payments

County and Municipal Aid

Under state law, the county and municipal aid paid to each county and municipality must be equal to the amount determined in 2012 (sec. 79.036, Wis. Stats.) and adjusted for fallen protective services insurance reimbursement (sec. 79.036(4), Wis. Stats.).

County and Municipal Aid Calculation	
1. Prior year county and municipal aid	\$108,151.74
2. Increase due to sales tax revenue, including adjustments (<i>district changes</i>)	\$2,487.49
3. Fallen protective services insurance adjustment	-\$7.99
4. Fallen protective services insurance reimbursement (<i>reported to DOR</i>)	\$0.00
5. Total County and Municipal Aid (sum of Lines 1-4)	\$110,631.24

Utility Aid

- Under state law, utility aid is distributed to each county and municipality where tax-exempt utility property is located (sec. 79.04, Wis. Stats.)
- Utility companies report utility property information to DOR annually
- DOR uses the provided information to accurately calculate utility aid (*shown below*)

Utility Aid Calculation	
1. Net book value, <i>as of December 31, 2024 (including expected additions/retirements)</i>	\$0.00
2. Total net book value payment	\$0.00
3. Minimum payment	\$0.00
4. Megawatt capacity	0.0
5. Megawatt capacity payment	\$0.00
6. Closed/decommissioned production plant (phased down) payment	\$0.00
7. Subtotal (<i>sum of Lines 2, 3, 5 and 6</i>)	\$0.00
8. Population cap	\$521,475.00
9. Adjusted subtotal (<i>lesser of Line 7 or Line 8</i>)	\$0.00
10. Adjacent site incentive payment	\$0.00
11. Baseload incentive payment	\$0.00
12. Co-generation incentive payment	\$0.00
13. Alternative energy incentive payment	\$0.00
14. Total incentive payments (<i>sum of Lines 10 through 13</i>)	\$0.00
15. Spent nuclear fuel payment	\$0.00
16. Total Utility Aid – this is the utility aid payment listed on the front of the estimate (<i>sum of Lines 9, 14 and 15</i>)	\$0.00

Supplemental County and Municipal Aid

- Under state law, supplemental county and municipal aid paid to each county and municipality is determined by 2023 Wisconsin Act 12 (sec. 79.037, Wis. Stats.)
- For detailed information, review [county and municipal aid spreadsheet](#)

Supplemental County and Municipal Aid Calculation	
1. Prior year supplemental county and municipal aid	\$50,865.52
2. Increase due to sales tax revenue including adjustments (<i>district changes</i>)	\$1,169.91
3. Total Supplemental County and Municipal Aid (<i>sum of Lines 1 and 2</i>)	\$52,035.43

Expenditure Restraint Incentive Program

- Only municipalities are eligible to receive Expenditure Restraint Incentive Program (ERIP) payments
- Under state law, in 2025, each municipality will receive a payment that is equal to the amount of the payment received by the municipality in 2024 (sec. 79.05(4), Wis. Stats., from 2023 WI Act 12 – notwithstanding subs. (2) and (3))

Contact Information

If you have questions, contact us at lgs@wisconsin.gov, (608) 266-8618 or (608) 261-5167.



State of Wisconsin • DEPARTMENT OF REVENUE

DIVISION OF STATE AND LOCAL FINANCE • BUREAU OF LOCAL GOVERNMENT SERVICES • 2135 RIMROCK RD MADISON, WI 53713

Mailing Address:
PO Box 8971 #6-97
Madison WI 53708-8971
Fax: (608) 264-6887
lgs@wisconsin.gov

September 13, 2024

MICK SALMEN
TOWN OF SOLON SPRINGS
PO BOX 275
SOLON SPRINGS WI 54873-0275

Notice of Shared Revenue – 2025 Original Estimate

Notice Information

The Wisconsin Department of Revenue (DOR) is providing the **estimated** shared revenue amounts your local government will receive in 2025 under current state law for county and municipal aid, supplemental county and municipal aid, utility aid and the expenditure restraint incentive program. This does not include adjustments, shown on the July and November payment notices.

District	TOWN OF SOLON SPRINGS	County	DOUGLAS	Co-muni code	16-026
-----------------	-----------------------	---------------	---------	---------------------	--------

Estimate Information

For an explanation of each aid payment listed below, review the additional information in this notice.

2025 Original Estimate	
1. County and municipal aid	\$18,940.04
2. Utility aid	\$0.00
3. Supplemental county and municipal aid	\$47,466.66
4. Expenditure restraint incentive program	\$0.00
5. Total Estimated 2025 Payments (sum of Lines 1-4)	\$66,406.70

Payment Information

Your local government will receive two distributions in 2025 :

- July 28, 2025: 15% of Line 1, 2, and 3 and 100% of Line 4 (*shown above*)
- November 17, 2025: balance of your 2025 aid payments

County and Municipal Aid

Under state law, the county and municipal aid paid to each county and municipality must be equal to the amount determined in 2012 (sec. 79.036, Wis. Stats.) and adjusted for fallen protective services insurance reimbursement (sec. 79.036(4), Wis. Stats.).

County and Municipal Aid Calculation	
1. Prior year county and municipal aid	\$18,515.55
2. Increase due to sales tax revenue, including adjustments (<i>district changes</i>)	\$425.86
3. Fallen protective services insurance adjustment	-\$1.37
4. Fallen protective services insurance reimbursement (<i>reported to DOR</i>)	\$0.00
5. Total County and Municipal Aid (sum of Lines 1-4)	\$18,940.04

Utility Aid

- Under state law, utility aid is distributed to each county and municipality where tax-exempt utility property is located (sec. 79.04, Wis. Stats.)
- Utility companies report utility property information to DOR annually
- DOR uses the provided information to accurately calculate utility aid (*shown below*)

Utility Aid Calculation	
1. Net book value, <i>as of December 31, 2024 (including expected additions/retirements)</i>	\$0.00
2. Total net book value payment	\$0.00
3. Minimum payment	\$0.00
4. Megawatt capacity	0.0
5. Megawatt capacity payment	\$0.00
6. Closed/decommissioned production plant (phased down) payment	\$0.00
7. Subtotal (<i>sum of Lines 2, 3, 5 and 6</i>)	\$0.00
8. Population cap	\$418,625.00
9. Adjusted subtotal (<i>lesser of Line 7 or Line 8</i>)	\$0.00
10. Adjacent site incentive payment	\$0.00
11. Baseload incentive payment	\$0.00
12. Co-generation incentive payment	\$0.00
13. Alternative energy incentive payment	\$0.00
14. Total incentive payments (<i>sum of Lines 10 through 13</i>)	\$0.00
15. Spent nuclear fuel payment	\$0.00
16. Total Utility Aid – this is the utility aid payment listed on the front of the estimate (<i>sum of Lines 9, 14 and 15</i>)	\$0.00

Supplemental County and Municipal Aid

- Under state law, supplemental county and municipal aid paid to each county and municipality is determined by 2023 Wisconsin Act 12 (sec. 79.037, Wis. Stats.)
- For detailed information, review [county and municipal aid spreadsheet](#)

Supplemental County and Municipal Aid Calculation	
1. Prior year supplemental county and municipal aid	\$46,399.47
2. Increase due to sales tax revenue including adjustments (<i>district changes</i>)	\$1,067.19
3. Total Supplemental County and Municipal Aid (<i>sum of Lines 1 and 2</i>)	\$47,466.66

Expenditure Restraint Incentive Program

- Only municipalities are eligible to receive Expenditure Restraint Incentive Program (ERIP) payments
- Under state law, in 2025, each municipality will receive a payment that is equal to the amount of the payment received by the municipality in 2024 (sec. 79.05(4), Wis. Stats., from 2023 WI Act 12 – notwithstanding subs. (2) and (3))

Contact Information

If you have questions, contact us at lgs@wisconsin.gov, (608) 266-8618 or (608) 261-5167.



State of Wisconsin • DEPARTMENT OF REVENUE

DIVISION OF STATE AND LOCAL FINANCE • BUREAU OF LOCAL GOVERNMENT SERVICES • 2135 RIMROCK RD MADISON, WI 53713

Mailing Address:
PO Box 8971 #6-97
Madison WI 53708-8971
Fax: (608) 264-6887
lgs@wisconsin.gov

September 13, 2024

DAN CORBIN
TOWN OF SUMMIT
2731 E MILCHESKY RD
FOXBORO WI 54836

Notice of Shared Revenue – 2025 Original Estimate

Notice Information

The Wisconsin Department of Revenue (DOR) is providing the **estimated** shared revenue amounts your local government will receive in 2025 under current state law for county and municipal aid, supplemental county and municipal aid, utility aid and the expenditure restraint incentive program. This does not include adjustments, shown on the July and November payment notices.

District	TOWN OF SUMMIT	County	DOUGLAS	Co-muni code	16-028
-----------------	----------------	---------------	---------	---------------------	--------

Estimate Information

For an explanation of each aid payment listed below, review the additional information in this notice.

2025 Original Estimate	
1. County and municipal aid	\$43,314.83
2. Utility aid	\$981.99
3. Supplemental county and municipal aid	\$48,583.22
4. Expenditure restraint incentive program	\$0.00
5. Total Estimated 2025 Payments (sum of Lines 1-4)	\$92,880.04

Payment Information

Your local government will receive two distributions in 2025 :

- July 28, 2025: 15% of Line 1, 2, and 3 and 100% of Line 4 (*shown above*)
- November 17, 2025: balance of your 2025 aid payments

County and Municipal Aid

Under state law, the county and municipal aid paid to each county and municipality must be equal to the amount determined in 2012 (sec. 79.036, Wis. Stats.) and adjusted for fallen protective services insurance reimbursement (sec. 79.036(4), Wis. Stats.).

County and Municipal Aid Calculation	
1. Prior year county and municipal aid	\$42,344.05
2. Increase due to sales tax revenue, including adjustments (<i>district changes</i>)	\$973.91
3. Fallen protective services insurance adjustment	-\$3.13
4. Fallen protective services insurance reimbursement (<i>reported to DOR</i>)	\$0.00
5. Total County and Municipal Aid (sum of Lines 1-4)	\$43,314.83

Utility Aid

- Under state law, utility aid is distributed to each county and municipality where tax-exempt utility property is located (sec. 79.04, Wis. Stats.)
- Utility companies report utility property information to DOR annually
- DOR uses the provided information to accurately calculate utility aid (*shown below*)

Utility Aid Calculation	
1. Net book value, <i>as of December 31, 2024 (including expected additions/retirements)</i>	\$327,330.00
2. Total net book value payment	\$981.99
3. Minimum payment	\$0.00
4. Megawatt capacity	0.0
5. Megawatt capacity payment	\$0.00
6. Closed/decommissioned production plant (phased down) payment	\$0.00
7. Subtotal (<i>sum of Lines 2, 3, 5 and 6</i>)	\$981.99
8. Population cap	\$445,400.00
9. Adjusted subtotal (<i>lesser of Line 7 or Line 8</i>)	\$981.99
10. Adjacent site incentive payment	\$0.00
11. Baseload incentive payment	\$0.00
12. Co-generation incentive payment	\$0.00
13. Alternative energy incentive payment	\$0.00
14. Total incentive payments (<i>sum of Lines 10 through 13</i>)	\$0.00
15. Spent nuclear fuel payment	\$0.00
16. Total Utility Aid – this is the utility aid payment listed on the front of the estimate (<i>sum of Lines 9, 14 and 15</i>)	\$981.99

Supplemental County and Municipal Aid

- Under state law, supplemental county and municipal aid paid to each county and municipality is determined by 2023 Wisconsin Act 12 (sec. 79.037, Wis. Stats.)
- For detailed information, review [county and municipal aid spreadsheet](#)

Supplemental County and Municipal Aid Calculation	
1. Prior year supplemental county and municipal aid	\$47,490.93
2. Increase due to sales tax revenue including adjustments (<i>district changes</i>)	\$1,092.29
3. Total Supplemental County and Municipal Aid (<i>sum of Lines 1 and 2</i>)	\$48,583.22

Expenditure Restraint Incentive Program

- Only municipalities are eligible to receive Expenditure Restraint Incentive Program (ERIP) payments
- Under state law, in 2025, each municipality will receive a payment that is equal to the amount of the payment received by the municipality in 2024 (sec. 79.05(4), Wis. Stats., from 2023 WI Act 12 – notwithstanding subs. (2) and (3))

Contact Information

If you have questions, contact us at lgs@wisconsin.gov, (608) 266-8618 or (608) 261-5167.



State of Wisconsin • DEPARTMENT OF REVENUE

DIVISION OF STATE AND LOCAL FINANCE • BUREAU OF LOCAL GOVERNMENT SERVICES • 2135 RIMROCK RD MADISON, WI 53713

Mailing Address:
PO Box 8971 #6-97
Madison WI 53708-8971
Fax: (608) 264-6887
lgs@wisconsin.gov

September 13, 2024

CAROLYN JONES
TOWN OF SUPERIOR
4917 S STATE RD 35
SUPERIOR WI 54880-9622

Notice of Shared Revenue – 2025 Original Estimate

Notice Information

The Wisconsin Department of Revenue (DOR) is providing the **estimated** shared revenue amounts your local government will receive in 2025 under current state law for county and municipal aid, supplemental county and municipal aid, utility aid and the expenditure restraint incentive program. This does not include adjustments, shown on the July and November payment notices.

District	TOWN OF SUPERIOR	County	DOUGLAS	Co-muni code	16-030
-----------------	------------------	---------------	---------	---------------------	--------

Estimate Information

For an explanation of each aid payment listed below, review the additional information in this notice.

2025 Original Estimate	
1. County and municipal aid	\$70,144.36
2. Utility aid	\$2,422.73
3. Supplemental county and municipal aid	\$69,935.12
4. Expenditure restraint incentive program	\$0.00
5. Total Estimated 2025 Payments (sum of Lines 1-4)	\$142,502.21

Payment Information

Your local government will receive two distributions in 2025 :

- July 28, 2025: 15% of Line 1, 2, and 3 and 100% of Line 4 (*shown above*)
- November 17, 2025: balance of your 2025 aid payments

County and Municipal Aid

Under state law, the county and municipal aid paid to each county and municipality must be equal to the amount determined in 2012 (sec. 79.036, Wis. Stats.) and adjusted for fallen protective services insurance reimbursement (sec. 79.036(4), Wis. Stats.).

County and Municipal Aid Calculation	
1. Prior year county and municipal aid	\$68,572.27
2. Increase due to sales tax revenue, including adjustments (<i>district changes</i>)	\$1,577.16
3. Fallen protective services insurance adjustment	-\$5.07
4. Fallen protective services insurance reimbursement (<i>reported to DOR</i>)	\$0.00
5. Total County and Municipal Aid (sum of Lines 1-4)	\$70,144.36

Utility Aid

- Under state law, utility aid is distributed to each county and municipality where tax-exempt utility property is located (sec. 79.04, Wis. Stats.)
- Utility companies report utility property information to DOR annually
- DOR uses the provided information to accurately calculate utility aid (*shown below*)

Utility Aid Calculation	
1. Net book value, <i>as of December 31, 2024 (including expected additions/retirements)</i>	\$807,575.00
2. Total net book value payment	\$2,422.73
3. Minimum payment	\$0.00
4. Megawatt capacity	0.0
5. Megawatt capacity payment	\$0.00
6. Closed/decommissioned production plant (phased down) payment	\$0.00
7. Subtotal (<i>sum of Lines 2, 3, 5 and 6</i>)	\$2,422.73
8. Population cap	\$978,775.00
9. Adjusted subtotal (<i>lesser of Line 7 or Line 8</i>)	\$2,422.73
10. Adjacent site incentive payment	\$0.00
11. Baseload incentive payment	\$0.00
12. Co-generation incentive payment	\$0.00
13. Alternative energy incentive payment	\$0.00
14. Total incentive payments (<i>sum of Lines 10 through 13</i>)	\$0.00
15. Spent nuclear fuel payment	\$0.00
16. Total Utility Aid – this is the utility aid payment listed on the front of the estimate (<i>sum of Lines 9, 14 and 15</i>)	\$2,422.73

Supplemental County and Municipal Aid

- Under state law, supplemental county and municipal aid paid to each county and municipality is determined by 2023 Wisconsin Act 12 (sec. 79.037, Wis. Stats.)
- For detailed information, review [county and municipal aid spreadsheet](#)

Supplemental County and Municipal Aid Calculation	
1. Prior year supplemental county and municipal aid	\$68,362.78
2. Increase due to sales tax revenue including adjustments (<i>district changes</i>)	\$1,572.34
3. Total Supplemental County and Municipal Aid (<i>sum of Lines 1 and 2</i>)	\$69,935.12

Expenditure Restraint Incentive Program

- Only municipalities are eligible to receive Expenditure Restraint Incentive Program (ERIP) payments
- Under state law, in 2025, each municipality will receive a payment that is equal to the amount of the payment received by the municipality in 2024 (sec. 79.05(4), Wis. Stats., from 2023 WI Act 12 – notwithstanding subs. (2) and (3))

Contact Information

If you have questions, contact us at lgs@wisconsin.gov, (608) 266-8618 or (608) 261-5167.



State of Wisconsin • DEPARTMENT OF REVENUE

DIVISION OF STATE AND LOCAL FINANCE • BUREAU OF LOCAL GOVERNMENT SERVICES • 2135 RIMROCK RD MADISON, WI 53713

Mailing Address:
PO Box 8971 #6-97
Madison WI 53708-8971
Fax: (608) 264-6887
lgs@wisconsin.gov

September 13, 2024

JEANNETTE ATKINSON
TOWN OF WASCOTT
PO BOX 159
WASCOTT WI 54890-0159

Notice of Shared Revenue – 2025 Original Estimate

Notice Information

The Wisconsin Department of Revenue (DOR) is providing the **estimated** shared revenue amounts your local government will receive in 2025 under current state law for county and municipal aid, supplemental county and municipal aid, utility aid and the expenditure restraint incentive program. This does not include adjustments, shown on the July and November payment notices.

District	TOWN OF WASCOTT	County	DOUGLAS	Co-muni code	16-032
-----------------	-----------------	---------------	---------	---------------------	--------

Estimate Information

For an explanation of each aid payment listed below, review the additional information in this notice.

2025 Original Estimate	
1. County and municipal aid	\$14,973.96
2. Utility aid	\$678.15
3. Supplemental county and municipal aid	\$46,246.91
4. Expenditure restraint incentive program	\$0.00
5. Total Estimated 2025 Payments (sum of Lines 1-4)	\$61,899.02

Payment Information

Your local government will receive two distributions in 2025 :

- July 28, 2025: 15% of Line 1, 2, and 3 and 100% of Line 4 (*shown above*)
- November 17, 2025: balance of your 2025 aid payments

County and Municipal Aid

Under state law, the county and municipal aid paid to each county and municipality must be equal to the amount determined in 2012 (sec. 79.036, Wis. Stats.) and adjusted for fallen protective services insurance reimbursement (sec. 79.036(4), Wis. Stats.).

County and Municipal Aid Calculation	
1. Prior year county and municipal aid	\$14,638.36
2. Increase due to sales tax revenue, including adjustments (<i>district changes</i>)	\$336.68
3. Fallen protective services insurance adjustment	-\$1.08
4. Fallen protective services insurance reimbursement (<i>reported to DOR</i>)	\$0.00
5. Total County and Municipal Aid (sum of Lines 1-4)	\$14,973.96

Utility Aid

- Under state law, utility aid is distributed to each county and municipality where tax-exempt utility property is located (sec. 79.04, Wis. Stats.)
- Utility companies report utility property information to DOR annually
- DOR uses the provided information to accurately calculate utility aid (*shown below*)

Utility Aid Calculation	
1. Net book value, as of December 31, 2024 (including expected additions/retirements)	\$226,050.00
2. Total net book value payment	\$678.15
3. Minimum payment	\$0.00
4. Megawatt capacity	0.0
5. Megawatt capacity payment	\$0.00
6. Closed/decommissioned production plant (phased down) payment	\$0.00
7. Subtotal (sum of Lines 2, 3, 5 and 6)	\$678.15
8. Population cap	\$388,450.00
9. Adjusted subtotal (lesser of Line 7 or Line 8)	\$678.15
10. Adjacent site incentive payment	\$0.00
11. Baseload incentive payment	\$0.00
12. Co-generation incentive payment	\$0.00
13. Alternative energy incentive payment	\$0.00
14. Total incentive payments (sum of Lines 10 through 13)	\$0.00
15. Spent nuclear fuel payment	\$0.00
16. Total Utility Aid – this is the utility aid payment listed on the front of the estimate (sum of Lines 9, 14 and 15)	\$678.15

Supplemental County and Municipal Aid

- Under state law, supplemental county and municipal aid paid to each county and municipality is determined by 2023 Wisconsin Act 12 (sec. 79.037, Wis. Stats.)
- For detailed information, review [county and municipal aid spreadsheet](#)

Supplemental County and Municipal Aid Calculation	
1. Prior year supplemental county and municipal aid	\$45,207.15
2. Increase due to sales tax revenue including adjustments (<i>district changes</i>)	\$1,039.76
3. Total Supplemental County and Municipal Aid (sum of Lines 1 and 2)	\$46,246.91

Expenditure Restraint Incentive Program

- Only municipalities are eligible to receive Expenditure Restraint Incentive Program (ERIP) payments
- Under state law, in 2025, each municipality will receive a payment that is equal to the amount of the payment received by the municipality in 2024 (sec. 79.05(4), Wis. Stats., from 2023 WI Act 12 – notwithstanding subs. (2) and (3))

Contact Information

If you have questions, contact us at lgs@wisconsin.gov, (608) 266-8618 or (608) 261-5167.



State of Wisconsin • DEPARTMENT OF REVENUE

DIVISION OF STATE AND LOCAL FINANCE • BUREAU OF LOCAL GOVERNMENT SERVICES • 2135 RIMROCK RD MADISON, WI 53713

Mailing Address:
PO Box 8971 #6-97
Madison WI 53708-8971
Fax: (608) 264-6887
lgs@wisconsin.gov

September 13, 2024

DAISHA NOLAN
VILLAGE OF LAKE NEBAGAMON
11596 E WATERFRONT DR
PO BOX 517
LAKE NEBAGAMON WI 54849

Notice of Shared Revenue – 2025 Original Estimate

Notice Information

The Wisconsin Department of Revenue (DOR) is providing the **estimated** shared revenue amounts your local government will receive in 2025 under current state law for county and municipal aid, supplemental county and municipal aid, utility aid and the expenditure restraint incentive program. This does not include adjustments, shown on the July and November payment notices.

District	VILLAGE OF LAKE NEBAGAMON	County	DOUGLAS	Co-muni code	16-146
-----------------	---------------------------	---------------	---------	---------------------	--------

Estimate Information

For an explanation of each aid payment listed below, review the additional information in this notice.

2025 Original Estimate	
1. County and municipal aid	\$15,431.91
2. Utility aid	\$0.00
3. Supplemental county and municipal aid	\$50,111.92
4. Expenditure restraint incentive program	\$0.00
5. Total Estimated 2025 Payments (sum of Lines 1-4)	\$65,543.83

Payment Information

Your local government will receive two distributions in 2025 :

- July 28, 2025: 15% of Line 1, 2, and 3 and 100% of Line 4 (*shown above*)
- November 17, 2025: balance of your 2025 aid payments

County and Municipal Aid

Under state law, the county and municipal aid paid to each county and municipality must be equal to the amount determined in 2012 (sec. 79.036, Wis. Stats.) and adjusted for fallen protective services insurance reimbursement (sec. 79.036(4), Wis. Stats.).

County and Municipal Aid Calculation	
1. Prior year county and municipal aid	\$15,086.04
2. Increase due to sales tax revenue, including adjustments (<i>district changes</i>)	\$346.98
3. Fallen protective services insurance adjustment	-\$1.11
4. Fallen protective services insurance reimbursement (<i>reported to DOR</i>)	\$0.00
5. Total County and Municipal Aid (sum of Lines 1-4)	\$15,431.91

Utility Aid

- Under state law, utility aid is distributed to each county and municipality where tax-exempt utility property is located (sec. 79.04, Wis. Stats.)
- Utility companies report utility property information to DOR annually
- DOR uses the provided information to accurately calculate utility aid (*shown below*)

Utility Aid Calculation	
1. Net book value, <i>as of December 31, 2024 (including expected additions/retirements)</i>	\$0.00
2. Total net book value payment	\$0.00
3. Minimum payment	\$0.00
4. Megawatt capacity	0.0
5. Megawatt capacity payment	\$0.00
6. Closed/decommissioned production plant (phased down) payment	\$0.00
7. Subtotal (<i>sum of Lines 2, 3, 5 and 6</i>)	\$0.00
8. Population cap	\$481,100.00
9. Adjusted subtotal (<i>lesser of Line 7 or Line 8</i>)	\$0.00
10. Adjacent site incentive payment	\$0.00
11. Baseload incentive payment	\$0.00
12. Co-generation incentive payment	\$0.00
13. Alternative energy incentive payment	\$0.00
14. Total incentive payments (<i>sum of Lines 10 through 13</i>)	\$0.00
15. Spent nuclear fuel payment	\$0.00
16. Total Utility Aid – this is the utility aid payment listed on the front of the estimate (<i>sum of Lines 9, 14 and 15</i>)	\$0.00

Supplemental County and Municipal Aid

- Under state law, supplemental county and municipal aid paid to each county and municipality is determined by 2023 Wisconsin Act 12 (sec. 79.037, Wis. Stats.)
- For detailed information, review [county and municipal aid spreadsheet](#)

Supplemental County and Municipal Aid Calculation	
1. Prior year supplemental county and municipal aid	\$48,985.26
2. Increase due to sales tax revenue including adjustments (<i>district changes</i>)	\$1,126.66
3. Total Supplemental County and Municipal Aid (<i>sum of Lines 1 and 2</i>)	\$50,111.92

Expenditure Restraint Incentive Program

- Only municipalities are eligible to receive Expenditure Restraint Incentive Program (ERIP) payments
- Under state law, in 2025, each municipality will receive a payment that is equal to the amount of the payment received by the municipality in 2024 (sec. 79.05(4), Wis. Stats., from 2023 WI Act 12 – notwithstanding subs. (2) and (3))

Contact Information

If you have questions, contact us at lgs@wisconsin.gov, (608) 266-8618 or (608) 261-5167.



State of Wisconsin • DEPARTMENT OF REVENUE

DIVISION OF STATE AND LOCAL FINANCE • BUREAU OF LOCAL GOVERNMENT SERVICES • 2135 RIMROCK RD MADISON, WI 53713

Mailing Address:
PO Box 8971 #6-97
Madison WI 53708-8971
Fax: (608) 264-6887
lgs@wisconsin.gov

September 13, 2024

JULIE ABRAHAM
VILLAGE OF OLIVER
2125 E STATE STREET
SUPERIOR WI 54880

Notice of Shared Revenue – 2025 Original Estimate

Notice Information

The Wisconsin Department of Revenue (DOR) is providing the **estimated** shared revenue amounts your local government will receive in 2025 under current state law for county and municipal aid, supplemental county and municipal aid, utility aid and the expenditure restraint incentive program. This does not include adjustments, shown on the July and November payment notices.

District	VILLAGE OF OLIVER	County	DOUGLAS	Co-muni code	16-165
-----------------	-------------------	---------------	---------	---------------------	--------

Estimate Information

For an explanation of each aid payment listed below, review the additional information in this notice.

2025 Original Estimate	
1. County and municipal aid	\$46,772.86
2. Utility aid	\$0.00
3. Supplemental county and municipal aid	\$37,963.55
4. Expenditure restraint incentive program	\$0.00
5. Total Estimated 2025 Payments (sum of Lines 1-4)	\$84,736.41

Payment Information

Your local government will receive two distributions in 2025 :

- July 28, 2025: 15% of Line 1, 2, and 3 and 100% of Line 4 (*shown above*)
- November 17, 2025: balance of your 2025 aid payments

County and Municipal Aid

Under state law, the county and municipal aid paid to each county and municipality must be equal to the amount determined in 2012 (sec. 79.036, Wis. Stats.) and adjusted for fallen protective services insurance reimbursement (sec. 79.036(4), Wis. Stats.).

County and Municipal Aid Calculation	
1. Prior year county and municipal aid	\$45,724.58
2. Increase due to sales tax revenue, including adjustments (<i>district changes</i>)	\$1,051.66
3. Fallen protective services insurance adjustment	-\$3.38
4. Fallen protective services insurance reimbursement (<i>reported to DOR</i>)	\$0.00
5. Total County and Municipal Aid (sum of Lines 1-4)	\$46,772.86

Utility Aid

- Under state law, utility aid is distributed to each county and municipality where tax-exempt utility property is located (sec. 79.04, Wis. Stats.)
- Utility companies report utility property information to DOR annually
- DOR uses the provided information to accurately calculate utility aid (*shown below*)

Utility Aid Calculation	
1. Net book value, <i>as of December 31, 2024 (including expected additions/retirements)</i>	\$0.00
2. Total net book value payment	\$0.00
3. Minimum payment	\$0.00
4. Megawatt capacity	0.0
5. Megawatt capacity payment	\$0.00
6. Closed/decommissioned production plant (phased down) payment	\$0.00
7. Subtotal (<i>sum of Lines 2, 3, 5 and 6</i>)	\$0.00
8. Population cap	\$181,900.00
9. Adjusted subtotal (<i>lesser of Line 7 or Line 8</i>)	\$0.00
10. Adjacent site incentive payment	\$0.00
11. Baseload incentive payment	\$0.00
12. Co-generation incentive payment	\$0.00
13. Alternative energy incentive payment	\$0.00
14. Total incentive payments (<i>sum of Lines 10 through 13</i>)	\$0.00
15. Spent nuclear fuel payment	\$0.00
16. Total Utility Aid – this is the utility aid payment listed on the front of the estimate (<i>sum of Lines 9, 14 and 15</i>)	\$0.00

Supplemental County and Municipal Aid

- Under state law, supplemental county and municipal aid paid to each county and municipality is determined by 2023 Wisconsin Act 12 (sec. 79.037, Wis. Stats.)
- For detailed information, review [county and municipal aid spreadsheet](#)

Supplemental County and Municipal Aid Calculation	
1. Prior year supplemental county and municipal aid	\$37,110.02
2. Increase due to sales tax revenue including adjustments (<i>district changes</i>)	\$853.53
3. Total Supplemental County and Municipal Aid (<i>sum of Lines 1 and 2</i>)	\$37,963.55

Expenditure Restraint Incentive Program

- Only municipalities are eligible to receive Expenditure Restraint Incentive Program (ERIP) payments
- Under state law, in 2025, each municipality will receive a payment that is equal to the amount of the payment received by the municipality in 2024 (sec. 79.05(4), Wis. Stats., from 2023 WI Act 12 – notwithstanding subs. (2) and (3))

Contact Information

If you have questions, contact us at lgs@wisconsin.gov, (608) 266-8618 or (608) 261-5167.



State of Wisconsin • DEPARTMENT OF REVENUE

DIVISION OF STATE AND LOCAL FINANCE • BUREAU OF LOCAL GOVERNMENT SERVICES • 2135 RIMROCK RD MADISON, WI 53713

Mailing Address:
PO Box 8971 #6-97
Madison WI 53708-8971
Fax: (608) 264-6887
lgs@wisconsin.gov

September 13, 2024

GINA ORMOND
VILLAGE OF POPLAR
PO BOX 137
POPLAR WI 54864

Notice of Shared Revenue – 2025 Original Estimate

Notice Information

The Wisconsin Department of Revenue (DOR) is providing the **estimated** shared revenue amounts your local government will receive in 2025 under current state law for county and municipal aid, supplemental county and municipal aid, utility aid and the expenditure restraint incentive program. This does not include adjustments, shown on the July and November payment notices.

District	VILLAGE OF POPLAR	County	DOUGLAS	Co-muni code	16-171
-----------------	-------------------	---------------	---------	---------------------	--------

Estimate Information

For an explanation of each aid payment listed below, review the additional information in this notice.

2025 Original Estimate	
1. County and municipal aid	\$41,937.21
2. Utility aid	\$155.66
3. Supplemental county and municipal aid	\$41,607.47
4. Expenditure restraint incentive program	\$0.00
5. Total Estimated 2025 Payments (sum of Lines 1-4)	\$83,700.34

Payment Information

Your local government will receive two distributions in 2025 :

- July 28, 2025: 15% of Line 1, 2, and 3 and 100% of Line 4 (*shown above*)
- November 17, 2025: balance of your 2025 aid payments

County and Municipal Aid

Under state law, the county and municipal aid paid to each county and municipality must be equal to the amount determined in 2012 (sec. 79.036, Wis. Stats.) and adjusted for fallen protective services insurance reimbursement (sec. 79.036(4), Wis. Stats.).

County and Municipal Aid Calculation	
1. Prior year county and municipal aid	\$40,997.30
2. Increase due to sales tax revenue, including adjustments (<i>district changes</i>)	\$942.94
3. Fallen protective services insurance adjustment	-\$3.03
4. Fallen protective services insurance reimbursement (<i>reported to DOR</i>)	\$0.00
5. Total County and Municipal Aid (sum of Lines 1-4)	\$41,937.21

Utility Aid

- Under state law, utility aid is distributed to each county and municipality where tax-exempt utility property is located (sec. 79.04, Wis. Stats.)
- Utility companies report utility property information to DOR annually
- DOR uses the provided information to accurately calculate utility aid (*shown below*)

Utility Aid Calculation	
1. Net book value, as of December 31, 2024 (including expected additions/retirements)	\$25,944.00
2. Total net book value payment	\$155.66
3. Minimum payment	\$0.00
4. Megawatt capacity	0.0
5. Megawatt capacity payment	\$0.00
6. Closed/decommissioned production plant (phased down) payment	\$0.00
7. Subtotal (sum of Lines 2, 3, 5 and 6)	\$155.66
8. Population cap	\$269,025.00
9. Adjusted subtotal (lesser of Line 7 or Line 8)	\$155.66
10. Adjacent site incentive payment	\$0.00
11. Baseload incentive payment	\$0.00
12. Co-generation incentive payment	\$0.00
13. Alternative energy incentive payment	\$0.00
14. Total incentive payments (sum of Lines 10 through 13)	\$0.00
15. Spent nuclear fuel payment	\$0.00
16. Total Utility Aid – this is the utility aid payment listed on the front of the estimate (sum of Lines 9, 14 and 15)	\$155.66

Supplemental County and Municipal Aid

- Under state law, supplemental county and municipal aid paid to each county and municipality is determined by 2023 Wisconsin Act 12 (sec. 79.037, Wis. Stats.)
- For detailed information, review [county and municipal aid spreadsheet](#)

Supplemental County and Municipal Aid Calculation	
1. Prior year supplemental county and municipal aid	\$40,672.01
2. Increase due to sales tax revenue including adjustments (district changes)	\$935.46
3. Total Supplemental County and Municipal Aid (sum of Lines 1 and 2)	\$41,607.47

Expenditure Restraint Incentive Program

- Only municipalities are eligible to receive Expenditure Restraint Incentive Program (ERIP) payments
- Under state law, in 2025, each municipality will receive a payment that is equal to the amount of the payment received by the municipality in 2024 (sec. 79.05(4), Wis. Stats., from 2023 WI Act 12 – notwithstanding subs. (2) and (3))

Contact Information

If you have questions, contact us at lgs@wisconsin.gov, (608) 266-8618 or (608) 261-5167.



State of Wisconsin • DEPARTMENT OF REVENUE

DIVISION OF STATE AND LOCAL FINANCE • BUREAU OF LOCAL GOVERNMENT SERVICES • 2135 RIMROCK RD MADISON, WI 53713

Mailing Address:
PO Box 8971 #6-97
Madison WI 53708-8971
Fax: (608) 264-6887
lgs@wisconsin.gov

September 13, 2024

KATHY BURGER
VILLAGE OF SOLON SPRINGS
PO BOX 273
SOLON SPRINGS WI 54873-0273

Notice of Shared Revenue – 2025 Original Estimate

Notice Information

The Wisconsin Department of Revenue (DOR) is providing the **estimated** shared revenue amounts your local government will receive in 2025 under current state law for county and municipal aid, supplemental county and municipal aid, utility aid and the expenditure restraint incentive program. This does not include adjustments, shown on the July and November payment notices.

District	VILLAGE OF SOLON SPRINGS	County	DOUGLAS	Co-muni code	16-181
-----------------	--------------------------	---------------	---------	---------------------	--------

Estimate Information

For an explanation of each aid payment listed below, review the additional information in this notice.

2025 Original Estimate	
1. County and municipal aid	\$92,862.87
2. Utility aid	\$12,389.70
3. Supplemental county and municipal aid	\$42,088.66
4. Expenditure restraint incentive program	\$0.00
5. Total Estimated 2025 Payments (sum of Lines 1-4)	\$147,341.23

Payment Information

Your local government will receive two distributions in 2025 :

- July 28, 2025: 15% of Line 1, 2, and 3 and 100% of Line 4 (*shown above*)
- November 17, 2025: balance of your 2025 aid payments

County and Municipal Aid

Under state law, the county and municipal aid paid to each county and municipality must be equal to the amount determined in 2012 (sec. 79.036, Wis. Stats.) and adjusted for fallen protective services insurance reimbursement (sec. 79.036(4), Wis. Stats.).

County and Municipal Aid Calculation	
1. Prior year county and municipal aid	\$90,781.60
2. Increase due to sales tax revenue, including adjustments (<i>district changes</i>)	\$2,087.98
3. Fallen protective services insurance adjustment	-\$6.71
4. Fallen protective services insurance reimbursement (<i>reported to DOR</i>)	\$0.00
5. Total County and Municipal Aid (sum of Lines 1-4)	\$92,862.87

Utility Aid

- Under state law, utility aid is distributed to each county and municipality where tax-exempt utility property is located (sec. 79.04, Wis. Stats.)
- Utility companies report utility property information to DOR annually
- DOR uses the provided information to accurately calculate utility aid (*shown below*)

Utility Aid Calculation	
1. Net book value, <i>as of December 31, 2024 (including expected additions/retirements)</i>	\$287,172.00
2. Total net book value payment	\$1,723.03
3. Minimum payment	\$0.00
4. Megawatt capacity	8.0
5. Megawatt capacity payment	\$10,666.67
6. Closed/decommissioned production plant (phased down) payment	\$0.00
7. Subtotal (<i>sum of Lines 2, 3, 5 and 6</i>)	\$12,389.70
8. Population cap	\$285,600.00
9. Adjusted subtotal (<i>lesser of Line 7 or Line 8</i>)	\$12,389.70
10. Adjacent site incentive payment	\$0.00
11. Baseload incentive payment	\$0.00
12. Co-generation incentive payment	\$0.00
13. Alternative energy incentive payment	\$0.00
14. Total incentive payments (<i>sum of Lines 10 through 13</i>)	\$0.00
15. Spent nuclear fuel payment	\$0.00
16. Total Utility Aid – this is the utility aid payment listed on the front of the estimate (<i>sum of Lines 9, 14 and 15</i>)	\$12,389.70

Supplemental County and Municipal Aid

- Under state law, supplemental county and municipal aid paid to each county and municipality is determined by 2023 Wisconsin Act 12 (sec. 79.037, Wis. Stats.)
- For detailed information, review [county and municipal aid spreadsheet](#)

Supplemental County and Municipal Aid Calculation	
1. Prior year supplemental county and municipal aid	\$41,142.39
2. Increase due to sales tax revenue including adjustments (<i>district changes</i>)	\$946.27
3. Total Supplemental County and Municipal Aid (<i>sum of Lines 1 and 2</i>)	\$42,088.66

Expenditure Restraint Incentive Program

- Only municipalities are eligible to receive Expenditure Restraint Incentive Program (ERIP) payments
- Under state law, in 2025, each municipality will receive a payment that is equal to the amount of the payment received by the municipality in 2024 (sec. 79.05(4), Wis. Stats., from 2023 WI Act 12 – notwithstanding subs. (2) and (3))

Contact Information

If you have questions, contact us at lgs@wisconsin.gov, (608) 266-8618 or (608) 261-5167.



State of Wisconsin • DEPARTMENT OF REVENUE

DIVISION OF STATE AND LOCAL FINANCE • BUREAU OF LOCAL GOVERNMENT SERVICES • 2135 RIMROCK RD MADISON, WI 53713

Mailing Address:
PO Box 8971 #6-97
Madison WI 53708-8971
Fax: (608) 264-6887
lgs@wisconsin.gov

September 13, 2024

LINNEA BREEZEE
VILLAGE OF SUPERIOR
PO BOX 3065
SUPERIOR WI 54880-3065

Notice of Shared Revenue – 2025 Original Estimate

Notice Information

The Wisconsin Department of Revenue (DOR) is providing the **estimated** shared revenue amounts your local government will receive in 2025 under current state law for county and municipal aid, supplemental county and municipal aid, utility aid and the expenditure restraint incentive program. This does not include adjustments, shown on the July and November payment notices.

District	VILLAGE OF SUPERIOR	County	DOUGLAS	Co-muni code	16-182
-----------------	---------------------	---------------	---------	---------------------	--------

Estimate Information

For an explanation of each aid payment listed below, review the additional information in this notice.

2025 Original Estimate	
1. County and municipal aid	\$53,521.30
2. Utility aid	\$0.00
3. Supplemental county and municipal aid	\$42,277.70
4. Expenditure restraint incentive program	\$0.00
5. Total Estimated 2025 Payments (sum of Lines 1-4)	\$95,799.00

Payment Information

Your local government will receive two distributions in 2025 :

- July 28, 2025: 15% of Line 1, 2, and 3 and 100% of Line 4 (*shown above*)
- November 17, 2025: balance of your 2025 aid payments

County and Municipal Aid

Under state law, the county and municipal aid paid to each county and municipality must be equal to the amount determined in 2012 (sec. 79.036, Wis. Stats.) and adjusted for fallen protective services insurance reimbursement (sec. 79.036(4), Wis. Stats.).

County and Municipal Aid Calculation	
1. Prior year county and municipal aid	\$52,321.77
2. Increase due to sales tax revenue, including adjustments (<i>district changes</i>)	\$1,203.40
3. Fallen protective services insurance adjustment	-\$3.87
4. Fallen protective services insurance reimbursement (<i>reported to DOR</i>)	\$0.00
5. Total County and Municipal Aid (sum of Lines 1-4)	\$53,521.30

Utility Aid

- Under state law, utility aid is distributed to each county and municipality where tax-exempt utility property is located (sec. 79.04, Wis. Stats.)
- Utility companies report utility property information to DOR annually
- DOR uses the provided information to accurately calculate utility aid (*shown below*)

Utility Aid Calculation	
1. Net book value, <i>as of December 31, 2024 (including expected additions/retirements)</i>	\$0.00
2. Total net book value payment	\$0.00
3. Minimum payment	\$0.00
4. Megawatt capacity	0.0
5. Megawatt capacity payment	\$0.00
6. Closed/decommissioned production plant (phased down) payment	\$0.00
7. Subtotal (<i>sum of Lines 2, 3, 5 and 6</i>)	\$0.00
8. Population cap	\$284,750.00
9. Adjusted subtotal (<i>lesser of Line 7 or Line 8</i>)	\$0.00
10. Adjacent site incentive payment	\$0.00
11. Baseload incentive payment	\$0.00
12. Co-generation incentive payment	\$0.00
13. Alternative energy incentive payment	\$0.00
14. Total incentive payments (<i>sum of Lines 10 through 13</i>)	\$0.00
15. Spent nuclear fuel payment	\$0.00
16. Total Utility Aid – this is the utility aid payment listed on the front of the estimate (<i>sum of Lines 9, 14 and 15</i>)	\$0.00

Supplemental County and Municipal Aid

- Under state law, supplemental county and municipal aid paid to each county and municipality is determined by 2023 Wisconsin Act 12 (sec. 79.037, Wis. Stats.)
- For detailed information, review [county and municipal aid spreadsheet](#)

Supplemental County and Municipal Aid Calculation	
1. Prior year supplemental county and municipal aid	\$41,327.18
2. Increase due to sales tax revenue including adjustments (<i>district changes</i>)	\$950.52
3. Total Supplemental County and Municipal Aid (<i>sum of Lines 1 and 2</i>)	\$42,277.70

Expenditure Restraint Incentive Program

- Only municipalities are eligible to receive Expenditure Restraint Incentive Program (ERIP) payments
- Under state law, in 2025, each municipality will receive a payment that is equal to the amount of the payment received by the municipality in 2024 (sec. 79.05(4), Wis. Stats., from 2023 WI Act 12 – notwithstanding subs. (2) and (3))

Contact Information

If you have questions, contact us at lgs@wisconsin.gov, (608) 266-8618 or (608) 261-5167.



State of Wisconsin • DEPARTMENT OF REVENUE

DIVISION OF STATE AND LOCAL FINANCE • BUREAU OF LOCAL GOVERNMENT SERVICES • 2135 RIMROCK RD MADISON, WI 53713

Mailing Address:
PO Box 8971 #6-97
Madison WI 53708-8971
Fax: (608) 264-6887
lgs@wisconsin.gov

September 13, 2024

HEIDI BLUNT
CITY OF SUPERIOR
1316 N 14TH ST, RM 200
SUPERIOR WI 54880

Notice of Shared Revenue – 2025 Original Estimate

Notice Information

The Wisconsin Department of Revenue (DOR) is providing the **estimated** shared revenue amounts your local government will receive in 2025 under current state law for county and municipal aid, supplemental county and municipal aid, utility aid and the expenditure restraint incentive program. This does not include adjustments, shown on the July and November payment notices.

District	CITY OF SUPERIOR	County	DOUGLAS	Co-muni code	16-281
-----------------	------------------	---------------	---------	---------------------	--------

Estimate Information

For an explanation of each aid payment listed below, review the additional information in this notice.

2025 Original Estimate	
1. County and municipal aid	\$7,722,777.57
2. Utility aid	\$160,963.15
3. Supplemental county and municipal aid	\$1,773,487.05
4. Expenditure restraint incentive program	\$125,316.43
5. Total Estimated 2025 Payments (sum of Lines 1-4)	\$9,782,544.20

Payment Information

Your local government will receive two distributions in 2025 :

- July 28, 2025: 15% of Line 1, 2, and 3 and 100% of Line 4 (*shown above*)
- November 17, 2025: balance of your 2025 aid payments

County and Municipal Aid

Under state law, the county and municipal aid paid to each county and municipality must be equal to the amount determined in 2012 (sec. 79.036, Wis. Stats.) and adjusted for fallen protective services insurance reimbursement (sec. 79.036(4), Wis. Stats.).

County and Municipal Aid Calculation	
1. Prior year county and municipal aid	\$7,549,692.60
2. Increase due to sales tax revenue, including adjustments (<i>district changes</i>)	\$173,642.93
3. Fallen protective services insurance adjustment	-\$557.96
4. Fallen protective services insurance reimbursement (<i>reported to DOR</i>)	\$0.00
5. Total County and Municipal Aid (sum of Lines 1-4)	\$7,722,777.57

Utility Aid

- Under state law, utility aid is distributed to each county and municipality where tax-exempt utility property is located (sec. 79.04, Wis. Stats.)
- Utility companies report utility property information to DOR annually
- DOR uses the provided information to accurately calculate utility aid (*shown below*)

Utility Aid Calculation	
1. Net book value, <i>as of December 31, 2024 (including expected additions/retirements)</i>	\$26,827,191.00
2. Total net book value payment	\$160,963.15
3. Minimum payment	\$0.00
4. Megawatt capacity	0.0
5. Megawatt capacity payment	\$0.00
6. Closed/decommissioned production plant (phased down) payment	\$0.00
7. Subtotal (<i>sum of Lines 2, 3, 5 and 6</i>)	\$160,963.15
8. Population cap	\$11,482,225.00
9. Adjusted subtotal (<i>lesser of Line 7 or Line 8</i>)	\$160,963.15
10. Adjacent site incentive payment	\$0.00
11. Baseload incentive payment	\$0.00
12. Co-generation incentive payment	\$0.00
13. Alternative energy incentive payment	\$0.00
14. Total incentive payments (<i>sum of Lines 10 through 13</i>)	\$0.00
15. Spent nuclear fuel payment	\$0.00
16. Total Utility Aid – this is the utility aid payment listed on the front of the estimate (<i>sum of Lines 9, 14 and 15</i>)	\$160,963.15

Supplemental County and Municipal Aid

- Under state law, supplemental county and municipal aid paid to each county and municipality is determined by 2023 Wisconsin Act 12 (sec. 79.037, Wis. Stats.)
- For detailed information, review [county and municipal aid spreadsheet](#)

Supplemental County and Municipal Aid Calculation	
1. Prior year supplemental county and municipal aid	\$1,733,613.93
2. Increase due to sales tax revenue including adjustments (<i>district changes</i>)	\$39,873.12
3. Total Supplemental County and Municipal Aid (<i>sum of Lines 1 and 2</i>)	\$1,773,487.05

Expenditure Restraint Incentive Program

- Only municipalities are eligible to receive Expenditure Restraint Incentive Program (ERIP) payments
- Under state law, in 2025, each municipality will receive a payment that is equal to the amount of the payment received by the municipality in 2024 (sec. 79.05(4), Wis. Stats., from 2023 WI Act 12 – notwithstanding subs. (2) and (3))

Contact Information

If you have questions, contact us at lgs@wisconsin.gov, (608) 266-8618 or (608) 261-5167.



State of Wisconsin • DEPARTMENT OF REVENUE

DIVISION OF STATE AND LOCAL FINANCE • BUREAU OF LOCAL GOVERNMENT SERVICES • 2135 RIMROCK RD MADISON, WI 53713

Mailing Address:
PO Box 8971 #6-97
Madison WI 53708-8971
Fax: (608) 264-6887
lgs@wisconsin.gov

September 13, 2024

KACI LUNDGREN
COUNTY OF DOUGLAS
1313 BELKNAP ST RM 101
SUPERIOR WI 54880-2779

Notice of Shared Revenue – 2025 Original Estimate

Notice Information

The Wisconsin Department of Revenue (DOR) is providing the **estimated** shared revenue amounts your local government will receive in 2025 under current state law for county and municipal aid, supplemental county and municipal aid, utility aid and the expenditure restraint incentive program. This does not include adjustments, shown on the July and November payment notices.

District	COUNTY OF DOUGLAS	County	DOUGLAS	Co-muni code	16-999
-----------------	-------------------	---------------	---------	---------------------	--------

Estimate Information

For an explanation of each aid payment listed below, review the additional information in this notice.

2025 Original Estimate	
1. County and municipal aid	\$2,186,614.10
2. Utility aid	\$110,194.20
3. Supplemental county and municipal aid	\$966,708.41
4. Expenditure restraint incentive program	\$0.00
5. Total Estimated 2025 Payments (sum of Lines 1-4)	\$3,263,516.71

Payment Information

Your local government will receive two distributions in 2025 :

- July 28, 2025: 15% of Line 1, 2, and 3 and 100% of Line 4 (*shown above*)
- November 17, 2025: balance of your 2025 aid payments

County and Municipal Aid

Under state law, the county and municipal aid paid to each county and municipality must be equal to the amount determined in 2012 (sec. 79.036, Wis. Stats.) and adjusted for fallen protective services insurance reimbursement (sec. 79.036(4), Wis. Stats.).

County and Municipal Aid Calculation	
1. Prior year county and municipal aid	\$2,137,607.12
2. Increase due to sales tax revenue, including adjustments (<i>district changes</i>)	\$49,164.96
3. Fallen protective services insurance adjustment	-\$157.98
4. Fallen protective services insurance reimbursement (<i>reported to DOR</i>)	\$0.00
5. Total County and Municipal Aid (sum of Lines 1-4)	\$2,186,614.10

Utility Aid

- Under state law, utility aid is distributed to each county and municipality where tax-exempt utility property is located (sec. 79.04, Wis. Stats.)
- Utility companies report utility property information to DOR annually
- DOR uses the provided information to accurately calculate utility aid (*shown below*)

Utility Aid Calculation	
1. Net book value, <i>as of December 31, 2024 (including expected additions/retirements)</i>	\$29,446,963.00
2. Total net book value payment	\$95,260.87
3. Minimum payment	\$0.00
4. Megawatt capacity	15.2
5. Megawatt capacity payment	\$14,933.33
6. Closed/decommissioned production plant (phased down) payment	\$0.00
7. Subtotal (<i>sum of Lines 2, 3, 5 and 6</i>)	\$110,194.20
8. Population cap	\$5,585,875.00
9. Adjusted subtotal (<i>lesser of Line 7 or Line 8</i>)	\$110,194.20
10. Adjacent site incentive payment	\$0.00
11. Baseload incentive payment	\$0.00
12. Co-generation incentive payment	\$0.00
13. Alternative energy incentive payment	\$0.00
14. Total incentive payments (<i>sum of Lines 10 through 13</i>)	\$0.00
15. Spent nuclear fuel payment	\$0.00
16. Total Utility Aid – this is the utility aid payment listed on the front of the estimate <i>(sum of Lines 9, 14 and 15)</i>	\$110,194.20

Supplemental County and Municipal Aid

- Under state law, supplemental county and municipal aid paid to each county and municipality is determined by 2023 Wisconsin Act 12 (sec. 79.037, Wis. Stats.)
- For detailed information, review [county and municipal aid spreadsheet](#)

Supplemental County and Municipal Aid Calculation	
1. Prior year supplemental county and municipal aid	\$944,974.01
2. Increase due to sales tax revenue including adjustments (<i>district changes</i>)	\$21,734.40
3. Total Supplemental County and Municipal Aid (<i>sum of Lines 1 and 2</i>)	\$966,708.41

Expenditure Restraint Incentive Program

- Only municipalities are eligible to receive Expenditure Restraint Incentive Program (ERIP) payments
- Under state law, in 2025, each municipality will receive a payment that is equal to the amount of the payment received by the municipality in 2024 (sec. 79.05(4), Wis. Stats., from 2023 WI Act 12 – notwithstanding subs. (2) and (3))

Contact Information

If you have questions, contact us at lgs@wisconsin.gov, (608) 266-8618 or (608) 261-5167.



State of Wisconsin • DEPARTMENT OF REVENUE

DIVISION OF STATE AND LOCAL FINANCE • BUREAU OF LOCAL GOVERNMENT SERVICES • 2135 RIMROCK RD MADISON, WI 53713

Mailing Address:
PO Box 8971 #6-97
Madison WI 53708-8971
Fax: (608) 264-6887
lgs@wisconsin.gov

September 13, 2024

KAREN MYERS
TOWN OF COLFAX
N8409 COUNTY ROAD M
COLFAX WI 54730-5041

Notice of Shared Revenue – 2025 Original Estimate

Notice Information

The Wisconsin Department of Revenue (DOR) is providing the **estimated** shared revenue amounts your local government will receive in 2025 under current state law for county and municipal aid, supplemental county and municipal aid, utility aid and the expenditure restraint incentive program. This does not include adjustments, shown on the July and November payment notices.

District	TOWN OF COLFAX	County	DUNN	Co-muni code	17-002
-----------------	----------------	---------------	------	---------------------	--------

Estimate Information

For an explanation of each aid payment listed below, review the additional information in this notice.

2025 Original Estimate	
1. County and municipal aid	\$17,568.04
2. Utility aid	\$1,174.83
3. Supplemental county and municipal aid	\$52,104.12
4. Expenditure restraint incentive program	\$0.00
5. Total Estimated 2025 Payments (sum of Lines 1-4)	\$70,846.99

Payment Information

Your local government will receive two distributions in 2025 :

- July 28, 2025: 15% of Line 1, 2, and 3 and 100% of Line 4 (*shown above*)
- November 17, 2025: balance of your 2025 aid payments

County and Municipal Aid

Under state law, the county and municipal aid paid to each county and municipality must be equal to the amount determined in 2012 (sec. 79.036, Wis. Stats.) and adjusted for fallen protective services insurance reimbursement (sec. 79.036(4), Wis. Stats.).

County and Municipal Aid Calculation	
1. Prior year county and municipal aid	\$17,174.30
2. Increase due to sales tax revenue, including adjustments (<i>district changes</i>)	\$395.01
3. Fallen protective services insurance adjustment	-\$1.27
4. Fallen protective services insurance reimbursement (<i>reported to DOR</i>)	\$0.00
5. Total County and Municipal Aid (sum of Lines 1-4)	\$17,568.04

Utility Aid

- Under state law, utility aid is distributed to each county and municipality where tax-exempt utility property is located (sec. 79.04, Wis. Stats.)
- Utility companies report utility property information to DOR annually
- DOR uses the provided information to accurately calculate utility aid (*shown below*)

Utility Aid Calculation	
1. Net book value, <i>as of December 31, 2024 (including expected additions/retirements)</i>	\$391,611.00
2. Total net book value payment	\$1,174.83
3. Minimum payment	\$0.00
4. Megawatt capacity	0.0
5. Megawatt capacity payment	\$0.00
6. Closed/decommissioned production plant (phased down) payment	\$0.00
7. Subtotal (<i>sum of Lines 2, 3, 5 and 6</i>)	\$1,174.83
8. Population cap	\$533,800.00
9. Adjusted subtotal (<i>lesser of Line 7 or Line 8</i>)	\$1,174.83
10. Adjacent site incentive payment	\$0.00
11. Baseload incentive payment	\$0.00
12. Co-generation incentive payment	\$0.00
13. Alternative energy incentive payment	\$0.00
14. Total incentive payments (<i>sum of Lines 10 through 13</i>)	\$0.00
15. Spent nuclear fuel payment	\$0.00
16. Total Utility Aid – this is the utility aid payment listed on the front of the estimate (<i>sum of Lines 9, 14 and 15</i>)	\$1,174.83

Supplemental County and Municipal Aid

- Under state law, supplemental county and municipal aid paid to each county and municipality is determined by 2023 Wisconsin Act 12 (sec. 79.037, Wis. Stats.)
- For detailed information, review [county and municipal aid spreadsheet](#)

Supplemental County and Municipal Aid Calculation	
1. Prior year supplemental county and municipal aid	\$50,932.67
2. Increase due to sales tax revenue including adjustments (<i>district changes</i>)	\$1,171.45
3. Total Supplemental County and Municipal Aid (<i>sum of Lines 1 and 2</i>)	\$52,104.12

Expenditure Restraint Incentive Program

- Only municipalities are eligible to receive Expenditure Restraint Incentive Program (ERIP) payments
- Under state law, in 2025, each municipality will receive a payment that is equal to the amount of the payment received by the municipality in 2024 (sec. 79.05(4), Wis. Stats., from 2023 WI Act 12 – notwithstanding subs. (2) and (3))

Contact Information

If you have questions, contact us at lgs@wisconsin.gov, (608) 266-8618 or (608) 261-5167.



State of Wisconsin • DEPARTMENT OF REVENUE

DIVISION OF STATE AND LOCAL FINANCE • BUREAU OF LOCAL GOVERNMENT SERVICES • 2135 RIMROCK RD MADISON, WI 53713

Mailing Address:
PO Box 8971 #6-97
Madison WI 53708-8971
Fax: (608) 264-6887
lgs@wisconsin.gov

September 13, 2024

SALLY RASMUSSEN
TOWN OF DUNN
N2713 STATE RD 25
MENOMONIE WI 54751

Notice of Shared Revenue – 2025 Original Estimate

Notice Information

The Wisconsin Department of Revenue (DOR) is providing the **estimated** shared revenue amounts your local government will receive in 2025 under current state law for county and municipal aid, supplemental county and municipal aid, utility aid and the expenditure restraint incentive program. This does not include adjustments, shown on the July and November payment notices.

District	TOWN OF DUNN	County	DUNN	Co-muni code	17-004
-----------------	--------------	---------------	------	---------------------	--------

Estimate Information

For an explanation of each aid payment listed below, review the additional information in this notice.

2025 Original Estimate	
1. County and municipal aid	\$87,643.79
2. Utility aid	\$0.00
3. Supplemental county and municipal aid	\$56,121.98
4. Expenditure restraint incentive program	\$0.00
5. Total Estimated 2025 Payments (sum of Lines 1-4)	\$143,765.77

Payment Information

Your local government will receive two distributions in 2025 :

- July 28, 2025: 15% of Line 1, 2, and 3 and 100% of Line 4 (*shown above*)
- November 17, 2025: balance of your 2025 aid payments

County and Municipal Aid

Under state law, the county and municipal aid paid to each county and municipality must be equal to the amount determined in 2012 (sec. 79.036, Wis. Stats.) and adjusted for fallen protective services insurance reimbursement (sec. 79.036(4), Wis. Stats.).

County and Municipal Aid Calculation	
1. Prior year county and municipal aid	\$85,679.49
2. Increase due to sales tax revenue, including adjustments (<i>district changes</i>)	\$1,970.63
3. Fallen protective services insurance adjustment	-\$6.33
4. Fallen protective services insurance reimbursement (<i>reported to DOR</i>)	\$0.00
5. Total County and Municipal Aid (sum of Lines 1-4)	\$87,643.79

Utility Aid

- Under state law, utility aid is distributed to each county and municipality where tax-exempt utility property is located (sec. 79.04, Wis. Stats.)
- Utility companies report utility property information to DOR annually
- DOR uses the provided information to accurately calculate utility aid (*shown below*)

Utility Aid Calculation	
1. Net book value, <i>as of December 31, 2024 (including expected additions/retirements)</i>	\$0.00
2. Total net book value payment	\$0.00
3. Minimum payment	\$0.00
4. Megawatt capacity	0.0
5. Megawatt capacity payment	\$0.00
6. Closed/decommissioned production plant (phased down) payment	\$0.00
7. Subtotal (<i>sum of Lines 2, 3, 5 and 6</i>)	\$0.00
8. Population cap	\$623,900.00
9. Adjusted subtotal (<i>lesser of Line 7 or Line 8</i>)	\$0.00
10. Adjacent site incentive payment	\$0.00
11. Baseload incentive payment	\$0.00
12. Co-generation incentive payment	\$0.00
13. Alternative energy incentive payment	\$0.00
14. Total incentive payments (<i>sum of Lines 10 through 13</i>)	\$0.00
15. Spent nuclear fuel payment	\$0.00
16. Total Utility Aid – this is the utility aid payment listed on the front of the estimate (<i>sum of Lines 9, 14 and 15</i>)	\$0.00

Supplemental County and Municipal Aid

- Under state law, supplemental county and municipal aid paid to each county and municipality is determined by 2023 Wisconsin Act 12 (sec. 79.037, Wis. Stats.)
- For detailed information, review [county and municipal aid spreadsheet](#)

Supplemental County and Municipal Aid Calculation	
1. Prior year supplemental county and municipal aid	\$54,860.20
2. Increase due to sales tax revenue including adjustments (<i>district changes</i>)	\$1,261.78
3. Total Supplemental County and Municipal Aid (<i>sum of Lines 1 and 2</i>)	\$56,121.98

Expenditure Restraint Incentive Program

- Only municipalities are eligible to receive Expenditure Restraint Incentive Program (ERIP) payments
- Under state law, in 2025, each municipality will receive a payment that is equal to the amount of the payment received by the municipality in 2024 (sec. 79.05(4), Wis. Stats., from 2023 WI Act 12 – notwithstanding subs. (2) and (3))

Contact Information

If you have questions, contact us at lgs@wisconsin.gov, (608) 266-8618 or (608) 261-5167.



State of Wisconsin • DEPARTMENT OF REVENUE

DIVISION OF STATE AND LOCAL FINANCE • BUREAU OF LOCAL GOVERNMENT SERVICES • 2135 RIMROCK RD MADISON, WI 53713

Mailing Address:
PO Box 8971 #6-97
Madison WI 53708-8971
Fax: (608) 264-6887
lgs@wisconsin.gov

September 13, 2024

MARTHA HARTUNG
TOWN OF EAU GALLE
N2265 CTY RD C
ELMWOOD WI 54740

Notice of Shared Revenue – 2025 Original Estimate

Notice Information

The Wisconsin Department of Revenue (DOR) is providing the **estimated** shared revenue amounts your local government will receive in 2025 under current state law for county and municipal aid, supplemental county and municipal aid, utility aid and the expenditure restraint incentive program. This does not include adjustments, shown on the July and November payment notices.

District	TOWN OF EAU GALLE	County	DUNN	Co-muni code	17-006
-----------------	-------------------	---------------	------	---------------------	--------

Estimate Information

For an explanation of each aid payment listed below, review the additional information in this notice.

2025 Original Estimate	
1. County and municipal aid	\$35,780.84
2. Utility aid	\$1,780.42
3. Supplemental county and municipal aid	\$43,961.76
4. Expenditure restraint incentive program	\$0.00
5. Total Estimated 2025 Payments (sum of Lines 1-4)	\$81,523.02

Payment Information

Your local government will receive two distributions in 2025 :

- July 28, 2025: 15% of Line 1, 2, and 3 and 100% of Line 4 (*shown above*)
- November 17, 2025: balance of your 2025 aid payments

County and Municipal Aid

Under state law, the county and municipal aid paid to each county and municipality must be equal to the amount determined in 2012 (sec. 79.036, Wis. Stats.) and adjusted for fallen protective services insurance reimbursement (sec. 79.036(4), Wis. Stats.).

County and Municipal Aid Calculation	
1. Prior year county and municipal aid	\$34,978.92
2. Increase due to sales tax revenue, including adjustments (<i>district changes</i>)	\$804.51
3. Fallen protective services insurance adjustment	-\$2.59
4. Fallen protective services insurance reimbursement (<i>reported to DOR</i>)	\$0.00
5. Total County and Municipal Aid (sum of Lines 1-4)	\$35,780.84

Utility Aid

- Under state law, utility aid is distributed to each county and municipality where tax-exempt utility property is located (sec. 79.04, Wis. Stats.)
- Utility companies report utility property information to DOR annually
- DOR uses the provided information to accurately calculate utility aid (*shown below*)

Utility Aid Calculation	
1. Net book value, as of December 31, 2024 (including expected additions/retirements)	\$593,474.00
2. Total net book value payment	\$1,780.42
3. Minimum payment	\$0.00
4. Megawatt capacity	0.0
5. Megawatt capacity payment	\$0.00
6. Closed/decommissioned production plant (phased down) payment	\$0.00
7. Subtotal (sum of Lines 2, 3, 5 and 6)	\$1,780.42
8. Population cap	\$326,825.00
9. Adjusted subtotal (lesser of Line 7 or Line 8)	\$1,780.42
10. Adjacent site incentive payment	\$0.00
11. Baseload incentive payment	\$0.00
12. Co-generation incentive payment	\$0.00
13. Alternative energy incentive payment	\$0.00
14. Total incentive payments (sum of Lines 10 through 13)	\$0.00
15. Spent nuclear fuel payment	\$0.00
16. Total Utility Aid – this is the utility aid payment listed on the front of the estimate (sum of Lines 9, 14 and 15)	\$1,780.42

Supplemental County and Municipal Aid

- Under state law, supplemental county and municipal aid paid to each county and municipality is determined by 2023 Wisconsin Act 12 (sec. 79.037, Wis. Stats.)
- For detailed information, review [county and municipal aid spreadsheet](#)

Supplemental County and Municipal Aid Calculation	
1. Prior year supplemental county and municipal aid	\$42,973.37
2. Increase due to sales tax revenue including adjustments (<i>district changes</i>)	\$988.39
3. Total Supplemental County and Municipal Aid (sum of Lines 1 and 2)	\$43,961.76

Expenditure Restraint Incentive Program

- Only municipalities are eligible to receive Expenditure Restraint Incentive Program (ERIP) payments
- Under state law, in 2025, each municipality will receive a payment that is equal to the amount of the payment received by the municipality in 2024 (sec. 79.05(4), Wis. Stats., from 2023 WI Act 12 – notwithstanding subs. (2) and (3))

Contact Information

If you have questions, contact us at lgs@wisconsin.gov, (608) 266-8618 or (608) 261-5167.



State of Wisconsin • DEPARTMENT OF REVENUE

DIVISION OF STATE AND LOCAL FINANCE • BUREAU OF LOCAL GOVERNMENT SERVICES • 2135 RIMROCK RD MADISON, WI 53713

Mailing Address:
PO Box 8971 #6-97
Madison WI 53708-8971
Fax: (608) 264-6887
lgs@wisconsin.gov

September 13, 2024

CAROLYN LOECHLER
TOWN OF ELK MOUND
N6936 810TH ST
ELK MOUND WI 54739-9277

Notice of Shared Revenue – 2025 Original Estimate

Notice Information

The Wisconsin Department of Revenue (DOR) is providing the **estimated** shared revenue amounts your local government will receive in 2025 under current state law for county and municipal aid, supplemental county and municipal aid, utility aid and the expenditure restraint incentive program. This does not include adjustments, shown on the July and November payment notices.

District	TOWN OF ELK MOUND	County	DUNN	Co-muni code	17-008
-----------------	-------------------	---------------	------	---------------------	--------

Estimate Information

For an explanation of each aid payment listed below, review the additional information in this notice.

2025 Original Estimate	
1. County and municipal aid	\$25,886.95
2. Utility aid	\$2,009.55
3. Supplemental county and municipal aid	\$63,399.21
4. Expenditure restraint incentive program	\$0.00
5. Total Estimated 2025 Payments (sum of Lines 1-4)	\$91,295.71

Payment Information

Your local government will receive two distributions in 2025 :

- July 28, 2025: 15% of Line 1, 2, and 3 and 100% of Line 4 (*shown above*)
- November 17, 2025: balance of your 2025 aid payments

County and Municipal Aid

Under state law, the county and municipal aid paid to each county and municipality must be equal to the amount determined in 2012 (sec. 79.036, Wis. Stats.) and adjusted for fallen protective services insurance reimbursement (sec. 79.036(4), Wis. Stats.).

County and Municipal Aid Calculation	
1. Prior year county and municipal aid	\$25,306.76
2. Increase due to sales tax revenue, including adjustments (<i>district changes</i>)	\$582.06
3. Fallen protective services insurance adjustment	-\$1.87
4. Fallen protective services insurance reimbursement (<i>reported to DOR</i>)	\$0.00
5. Total County and Municipal Aid (sum of Lines 1-4)	\$25,886.95

Utility Aid

- Under state law, utility aid is distributed to each county and municipality where tax-exempt utility property is located (sec. 79.04, Wis. Stats.)
- Utility companies report utility property information to DOR annually
- DOR uses the provided information to accurately calculate utility aid (*shown below*)

Utility Aid Calculation	
1. Net book value, <i>as of December 31, 2024 (including expected additions/retirements)</i>	\$669,851.00
2. Total net book value payment	\$2,009.55
3. Minimum payment	\$0.00
4. Megawatt capacity	0.0
5. Megawatt capacity payment	\$0.00
6. Closed/decommissioned production plant (phased down) payment	\$0.00
7. Subtotal (<i>sum of Lines 2, 3, 5 and 6</i>)	\$2,009.55
8. Population cap	\$862,750.00
9. Adjusted subtotal (<i>lesser of Line 7 or Line 8</i>)	\$2,009.55
10. Adjacent site incentive payment	\$0.00
11. Baseload incentive payment	\$0.00
12. Co-generation incentive payment	\$0.00
13. Alternative energy incentive payment	\$0.00
14. Total incentive payments (<i>sum of Lines 10 through 13</i>)	\$0.00
15. Spent nuclear fuel payment	\$0.00
16. Total Utility Aid – this is the utility aid payment listed on the front of the estimate (<i>sum of Lines 9, 14 and 15</i>)	\$2,009.55

Supplemental County and Municipal Aid

- Under state law, supplemental county and municipal aid paid to each county and municipality is determined by 2023 Wisconsin Act 12 (sec. 79.037, Wis. Stats.)
- For detailed information, review [county and municipal aid spreadsheet](#)

Supplemental County and Municipal Aid Calculation	
1. Prior year supplemental county and municipal aid	\$61,973.81
2. Increase due to sales tax revenue including adjustments (<i>district changes</i>)	\$1,425.40
3. Total Supplemental County and Municipal Aid (<i>sum of Lines 1 and 2</i>)	\$63,399.21

Expenditure Restraint Incentive Program

- Only municipalities are eligible to receive Expenditure Restraint Incentive Program (ERIP) payments
- Under state law, in 2025, each municipality will receive a payment that is equal to the amount of the payment received by the municipality in 2024 (sec. 79.05(4), Wis. Stats., from 2023 WI Act 12 – notwithstanding subs. (2) and (3))

Contact Information

If you have questions, contact us at lgs@wisconsin.gov, (608) 266-8618 or (608) 261-5167.



State of Wisconsin • DEPARTMENT OF REVENUE

DIVISION OF STATE AND LOCAL FINANCE • BUREAU OF LOCAL GOVERNMENT SERVICES • 2135 RIMROCK RD MADISON, WI 53713

Mailing Address:
PO Box 8971 #6-97
Madison WI 53708-8971
Fax: (608) 264-6887
lgs@wisconsin.gov

September 13, 2024

ROSEANN BOWE
TOWN OF GRANT
18945 10TH STREET
BLOOMER WI 54724

Notice of Shared Revenue – 2025 Original Estimate

Notice Information

The Wisconsin Department of Revenue (DOR) is providing the **estimated** shared revenue amounts your local government will receive in 2025 under current state law for county and municipal aid, supplemental county and municipal aid, utility aid and the expenditure restraint incentive program. This does not include adjustments, shown on the July and November payment notices.

District	TOWN OF GRANT	County	DUNN	Co-muni code	17-010
-----------------	---------------	---------------	------	---------------------	--------

Estimate Information

For an explanation of each aid payment listed below, review the additional information in this notice.

2025 Original Estimate	
1. County and municipal aid	\$25,199.45
2. Utility aid	\$312.29
3. Supplemental county and municipal aid	\$37,430.63
4. Expenditure restraint incentive program	\$0.00
5. Total Estimated 2025 Payments (sum of Lines 1-4)	\$62,942.37

Payment Information

Your local government will receive two distributions in 2025 :

- July 28, 2025: 15% of Line 1, 2, and 3 and 100% of Line 4 (*shown above*)
- November 17, 2025: balance of your 2025 aid payments

County and Municipal Aid

Under state law, the county and municipal aid paid to each county and municipality must be equal to the amount determined in 2012 (sec. 79.036, Wis. Stats.) and adjusted for fallen protective services insurance reimbursement (sec. 79.036(4), Wis. Stats.).

County and Municipal Aid Calculation	
1. Prior year county and municipal aid	\$24,634.67
2. Increase due to sales tax revenue, including adjustments (<i>district changes</i>)	\$566.60
3. Fallen protective services insurance adjustment	-\$1.82
4. Fallen protective services insurance reimbursement (<i>reported to DOR</i>)	\$0.00
5. Total County and Municipal Aid (sum of Lines 1-4)	\$25,199.45

Utility Aid

- Under state law, utility aid is distributed to each county and municipality where tax-exempt utility property is located (sec. 79.04, Wis. Stats.)
- Utility companies report utility property information to DOR annually
- DOR uses the provided information to accurately calculate utility aid (*shown below*)

Utility Aid Calculation	
1. Net book value, <i>as of December 31, 2024 (including expected additions/retirements)</i>	\$104,095.00
2. Total net book value payment	\$312.29
3. Minimum payment	\$0.00
4. Megawatt capacity	0.0
5. Megawatt capacity payment	\$0.00
6. Closed/decommissioned production plant (phased down) payment	\$0.00
7. Subtotal (<i>sum of Lines 2, 3, 5 and 6</i>)	\$312.29
8. Population cap	\$167,025.00
9. Adjusted subtotal (<i>lesser of Line 7 or Line 8</i>)	\$312.29
10. Adjacent site incentive payment	\$0.00
11. Baseload incentive payment	\$0.00
12. Co-generation incentive payment	\$0.00
13. Alternative energy incentive payment	\$0.00
14. Total incentive payments (<i>sum of Lines 10 through 13</i>)	\$0.00
15. Spent nuclear fuel payment	\$0.00
16. Total Utility Aid – this is the utility aid payment listed on the front of the estimate (<i>sum of Lines 9, 14 and 15</i>)	\$312.29

Supplemental County and Municipal Aid

- Under state law, supplemental county and municipal aid paid to each county and municipality is determined by 2023 Wisconsin Act 12 (sec. 79.037, Wis. Stats.)
- For detailed information, review [county and municipal aid spreadsheet](#)

Supplemental County and Municipal Aid Calculation	
1. Prior year supplemental county and municipal aid	\$36,589.08
2. Increase due to sales tax revenue including adjustments (<i>district changes</i>)	\$841.55
3. Total Supplemental County and Municipal Aid (<i>sum of Lines 1 and 2</i>)	\$37,430.63

Expenditure Restraint Incentive Program

- Only municipalities are eligible to receive Expenditure Restraint Incentive Program (ERIP) payments
- Under state law, in 2025, each municipality will receive a payment that is equal to the amount of the payment received by the municipality in 2024 (sec. 79.05(4), Wis. Stats., from 2023 WI Act 12 – notwithstanding subs. (2) and (3))

Contact Information

If you have questions, contact us at lgs@wisconsin.gov, (608) 266-8618 or (608) 261-5167.



State of Wisconsin • DEPARTMENT OF REVENUE

DIVISION OF STATE AND LOCAL FINANCE • BUREAU OF LOCAL GOVERNMENT SERVICES • 2135 RIMROCK RD MADISON, WI 53713

Mailing Address:
PO Box 8971 #6-97
Madison WI 53708-8971
Fax: (608) 264-6887
lgs@wisconsin.gov

September 13, 2024

SAMANTHA BIRD
TOWN OF HAY RIVER
E3271 1000TH AVE
BOYCEVILLE WI 54725-5060

Notice of Shared Revenue – 2025 Original Estimate

Notice Information

The Wisconsin Department of Revenue (DOR) is providing the **estimated** shared revenue amounts your local government will receive in 2025 under current state law for county and municipal aid, supplemental county and municipal aid, utility aid and the expenditure restraint incentive program. This does not include adjustments, shown on the July and November payment notices.

District	TOWN OF HAY RIVER	County	DUNN	Co-muni code	17-012
-----------------	-------------------	---------------	------	---------------------	--------

Estimate Information

For an explanation of each aid payment listed below, review the additional information in this notice.

2025 Original Estimate	
1. County and municipal aid	\$28,930.90
2. Utility aid	\$4,108.91
3. Supplemental county and municipal aid	\$41,659.03
4. Expenditure restraint incentive program	\$0.00
5. Total Estimated 2025 Payments (sum of Lines 1-4)	\$74,698.84

Payment Information

Your local government will receive two distributions in 2025 :

- July 28, 2025: 15% of Line 1, 2, and 3 and 100% of Line 4 (*shown above*)
- November 17, 2025: balance of your 2025 aid payments

County and Municipal Aid

Under state law, the county and municipal aid paid to each county and municipality must be equal to the amount determined in 2012 (sec. 79.036, Wis. Stats.) and adjusted for fallen protective services insurance reimbursement (sec. 79.036(4), Wis. Stats.).

County and Municipal Aid Calculation	
1. Prior year county and municipal aid	\$28,282.49
2. Increase due to sales tax revenue, including adjustments (<i>district changes</i>)	\$650.50
3. Fallen protective services insurance adjustment	-\$2.09
4. Fallen protective services insurance reimbursement (<i>reported to DOR</i>)	\$0.00
5. Total County and Municipal Aid (sum of Lines 1-4)	\$28,930.90

Utility Aid

- Under state law, utility aid is distributed to each county and municipality where tax-exempt utility property is located (sec. 79.04, Wis. Stats.)
- Utility companies report utility property information to DOR annually
- DOR uses the provided information to accurately calculate utility aid (*shown below*)

Utility Aid Calculation	
1. Net book value, <i>as of December 31, 2024 (including expected additions/retirements)</i>	\$1,369,637.00
2. Total net book value payment	\$4,108.91
3. Minimum payment	\$0.00
4. Megawatt capacity	0.0
5. Megawatt capacity payment	\$0.00
6. Closed/decommissioned production plant (phased down) payment	\$0.00
7. Subtotal (<i>sum of Lines 2, 3, 5 and 6</i>)	\$4,108.91
8. Population cap	\$270,725.00
9. Adjusted subtotal (<i>lesser of Line 7 or Line 8</i>)	\$4,108.91
10. Adjacent site incentive payment	\$0.00
11. Baseload incentive payment	\$0.00
12. Co-generation incentive payment	\$0.00
13. Alternative energy incentive payment	\$0.00
14. Total incentive payments (<i>sum of Lines 10 through 13</i>)	\$0.00
15. Spent nuclear fuel payment	\$0.00
16. Total Utility Aid – this is the utility aid payment listed on the front of the estimate (<i>sum of Lines 9, 14 and 15</i>)	\$4,108.91

Supplemental County and Municipal Aid

- Under state law, supplemental county and municipal aid paid to each county and municipality is determined by 2023 Wisconsin Act 12 (sec. 79.037, Wis. Stats.)
- For detailed information, review [county and municipal aid spreadsheet](#)

Supplemental County and Municipal Aid Calculation	
1. Prior year supplemental county and municipal aid	\$40,722.41
2. Increase due to sales tax revenue including adjustments (<i>district changes</i>)	\$936.62
3. Total Supplemental County and Municipal Aid (<i>sum of Lines 1 and 2</i>)	\$41,659.03

Expenditure Restraint Incentive Program

- Only municipalities are eligible to receive Expenditure Restraint Incentive Program (ERIP) payments
- Under state law, in 2025, each municipality will receive a payment that is equal to the amount of the payment received by the municipality in 2024 (sec. 79.05(4), Wis. Stats., from 2023 WI Act 12 – notwithstanding subs. (2) and (3))

Contact Information

If you have questions, contact us at lgs@wisconsin.gov, (608) 266-8618 or (608) 261-5167.



State of Wisconsin • DEPARTMENT OF REVENUE

DIVISION OF STATE AND LOCAL FINANCE • BUREAU OF LOCAL GOVERNMENT SERVICES • 2135 RIMROCK RD MADISON, WI 53713

Mailing Address:
PO Box 8971 #6-97
Madison WI 53708-8971
Fax: (608) 264-6887
lgs@wisconsin.gov

September 13, 2024

TRACY GLENZ
TOWN OF LUCAS
E2301 STATE ROAD 29
MENOMONIE WI 54751

Notice of Shared Revenue – 2025 Original Estimate

Notice Information

The Wisconsin Department of Revenue (DOR) is providing the **estimated** shared revenue amounts your local government will receive in 2025 under current state law for county and municipal aid, supplemental county and municipal aid, utility aid and the expenditure restraint incentive program. This does not include adjustments, shown on the July and November payment notices.

District	TOWN OF LUCAS	County	DUNN	Co-muni code	17-014
-----------------	---------------	---------------	------	---------------------	--------

Estimate Information

For an explanation of each aid payment listed below, review the additional information in this notice.

2025 Original Estimate	
1. County and municipal aid	\$38,072.35
2. Utility aid	\$7.80
3. Supplemental county and municipal aid	\$42,724.52
4. Expenditure restraint incentive program	\$0.00
5. Total Estimated 2025 Payments (sum of Lines 1-4)	\$80,804.67

Payment Information

Your local government will receive two distributions in 2025 :

- July 28, 2025: 15% of Line 1, 2, and 3 and 100% of Line 4 (*shown above*)
- November 17, 2025: balance of your 2025 aid payments

County and Municipal Aid

Under state law, the county and municipal aid paid to each county and municipality must be equal to the amount determined in 2012 (sec. 79.036, Wis. Stats.) and adjusted for fallen protective services insurance reimbursement (sec. 79.036(4), Wis. Stats.).

County and Municipal Aid Calculation	
1. Prior year county and municipal aid	\$37,219.06
2. Increase due to sales tax revenue, including adjustments (<i>district changes</i>)	\$856.04
3. Fallen protective services insurance adjustment	-\$2.75
4. Fallen protective services insurance reimbursement (<i>reported to DOR</i>)	\$0.00
5. Total County and Municipal Aid (sum of Lines 1-4)	\$38,072.35

Utility Aid

- Under state law, utility aid is distributed to each county and municipality where tax-exempt utility property is located (sec. 79.04, Wis. Stats.)
- Utility companies report utility property information to DOR annually
- DOR uses the provided information to accurately calculate utility aid (*shown below*)

Utility Aid Calculation	
1. Net book value, as of December 31, 2024 (including expected additions/retirements)	\$2,599.00
2. Total net book value payment	\$7.80
3. Minimum payment	\$0.00
4. Megawatt capacity	0.0
5. Megawatt capacity payment	\$0.00
6. Closed/decommissioned production plant (phased down) payment	\$0.00
7. Subtotal (sum of Lines 2, 3, 5 and 6)	\$7.80
8. Population cap	\$297,500.00
9. Adjusted subtotal (lesser of Line 7 or Line 8)	\$7.80
10. Adjacent site incentive payment	\$0.00
11. Baseload incentive payment	\$0.00
12. Co-generation incentive payment	\$0.00
13. Alternative energy incentive payment	\$0.00
14. Total incentive payments (sum of Lines 10 through 13)	\$0.00
15. Spent nuclear fuel payment	\$0.00
16. Total Utility Aid – this is the utility aid payment listed on the front of the estimate (sum of Lines 9, 14 and 15)	\$7.80

Supplemental County and Municipal Aid

- Under state law, supplemental county and municipal aid paid to each county and municipality is determined by 2023 Wisconsin Act 12 (sec. 79.037, Wis. Stats.)
- For detailed information, review [county and municipal aid spreadsheet](#)

Supplemental County and Municipal Aid Calculation	
1. Prior year supplemental county and municipal aid	\$41,763.95
2. Increase due to sales tax revenue including adjustments (district changes)	\$960.57
3. Total Supplemental County and Municipal Aid (sum of Lines 1 and 2)	\$42,724.52

Expenditure Restraint Incentive Program

- Only municipalities are eligible to receive Expenditure Restraint Incentive Program (ERIP) payments
- Under state law, in 2025, each municipality will receive a payment that is equal to the amount of the payment received by the municipality in 2024 (sec. 79.05(4), Wis. Stats., from 2023 WI Act 12 – notwithstanding subs. (2) and (3))

Contact Information

If you have questions, contact us at lgs@wisconsin.gov, (608) 266-8618 or (608) 261-5167.



State of Wisconsin • DEPARTMENT OF REVENUE

DIVISION OF STATE AND LOCAL FINANCE • BUREAU OF LOCAL GOVERNMENT SERVICES • 2135 RIMROCK RD MADISON, WI 53713

Mailing Address:
PO Box 8971 #6-97
Madison WI 53708-8971
Fax: (608) 264-6887
lgs@wisconsin.gov

September 13, 2024

CHARISSE SUTLIFF
TOWN OF MENOMONIE
E4055 550TH AVE
MENOMONIE WI 54751-4732

Notice of Shared Revenue – 2025 Original Estimate

Notice Information

The Wisconsin Department of Revenue (DOR) is providing the **estimated** shared revenue amounts your local government will receive in 2025 under current state law for county and municipal aid, supplemental county and municipal aid, utility aid and the expenditure restraint incentive program. This does not include adjustments, shown on the July and November payment notices.

District	TOWN OF MENOMONIE	County	DUNN	Co-muni code	17-016
-----------------	-------------------	---------------	------	---------------------	--------

Estimate Information

For an explanation of each aid payment listed below, review the additional information in this notice.

2025 Original Estimate	
1. County and municipal aid	\$151,295.92
2. Utility aid	\$5,894.15
3. Supplemental county and municipal aid	\$89,695.36
4. Expenditure restraint incentive program	\$0.00
5. Total Estimated 2025 Payments (sum of Lines 1-4)	\$246,885.43

Payment Information

Your local government will receive two distributions in 2025 :

- July 28, 2025: 15% of Line 1, 2, and 3 and 100% of Line 4 (*shown above*)
- November 17, 2025: balance of your 2025 aid payments

County and Municipal Aid

Under state law, the county and municipal aid paid to each county and municipality must be equal to the amount determined in 2012 (sec. 79.036, Wis. Stats.) and adjusted for fallen protective services insurance reimbursement (sec. 79.036(4), Wis. Stats.).

County and Municipal Aid Calculation	
1. Prior year county and municipal aid	\$147,905.03
2. Increase due to sales tax revenue, including adjustments (<i>district changes</i>)	\$3,401.82
3. Fallen protective services insurance adjustment	-\$10.93
4. Fallen protective services insurance reimbursement (<i>reported to DOR</i>)	\$0.00
5. Total County and Municipal Aid (sum of Lines 1-4)	\$151,295.92

Utility Aid

- Under state law, utility aid is distributed to each county and municipality where tax-exempt utility property is located (sec. 79.04, Wis. Stats.)
- Utility companies report utility property information to DOR annually
- DOR uses the provided information to accurately calculate utility aid (*shown below*)

Utility Aid Calculation	
1. Net book value, <i>as of December 31, 2024 (including expected additions/retirements)</i>	\$1,964,718.00
2. Total net book value payment	\$5,894.15
3. Minimum payment	\$0.00
4. Megawatt capacity	0.0
5. Megawatt capacity payment	\$0.00
6. Closed/decommissioned production plant (phased down) payment	\$0.00
7. Subtotal (<i>sum of Lines 2, 3, 5 and 6</i>)	\$5,894.15
8. Population cap	\$1,465,400.00
9. Adjusted subtotal (<i>lesser of Line 7 or Line 8</i>)	\$5,894.15
10. Adjacent site incentive payment	\$0.00
11. Baseload incentive payment	\$0.00
12. Co-generation incentive payment	\$0.00
13. Alternative energy incentive payment	\$0.00
14. Total incentive payments (<i>sum of Lines 10 through 13</i>)	\$0.00
15. Spent nuclear fuel payment	\$0.00
16. Total Utility Aid – this is the utility aid payment listed on the front of the estimate (<i>sum of Lines 9, 14 and 15</i>)	\$5,894.15

Supplemental County and Municipal Aid

- Under state law, supplemental county and municipal aid paid to each county and municipality is determined by 2023 Wisconsin Act 12 (sec. 79.037, Wis. Stats.)
- For detailed information, review [county and municipal aid spreadsheet](#)

Supplemental County and Municipal Aid Calculation	
1. Prior year supplemental county and municipal aid	\$87,678.75
2. Increase due to sales tax revenue including adjustments (<i>district changes</i>)	\$2,016.61
3. Total Supplemental County and Municipal Aid (<i>sum of Lines 1 and 2</i>)	\$89,695.36

Expenditure Restraint Incentive Program

- Only municipalities are eligible to receive Expenditure Restraint Incentive Program (ERIP) payments
- Under state law, in 2025, each municipality will receive a payment that is equal to the amount of the payment received by the municipality in 2024 (sec. 79.05(4), Wis. Stats., from 2023 WI Act 12 – notwithstanding subs. (2) and (3))

Contact Information

If you have questions, contact us at lgs@wisconsin.gov, (608) 266-8618 or (608) 261-5167.



State of Wisconsin • DEPARTMENT OF REVENUE

DIVISION OF STATE AND LOCAL FINANCE • BUREAU OF LOCAL GOVERNMENT SERVICES • 2135 RIMROCK RD MADISON, WI 53713

Mailing Address:
PO Box 8971 #6-97
Madison WI 53708-8971
Fax: (608) 264-6887
lgs@wisconsin.gov

September 13, 2024

KATIE BOVEE
TOWN OF NEW HAVEN
PO BOX 258
BOYCEVILLE WI 54725-0258

Notice of Shared Revenue – 2025 Original Estimate

Notice Information

The Wisconsin Department of Revenue (DOR) is providing the **estimated** shared revenue amounts your local government will receive in 2025 under current state law for county and municipal aid, supplemental county and municipal aid, utility aid and the expenditure restraint incentive program. This does not include adjustments, shown on the July and November payment notices.

District	TOWN OF NEW HAVEN	County	DUNN	Co-muni code	17-018
-----------------	-------------------	---------------	------	---------------------	--------

Estimate Information

For an explanation of each aid payment listed below, review the additional information in this notice.

2025 Original Estimate	
1. County and municipal aid	\$60,163.89
2. Utility aid	\$232.37
3. Supplemental county and municipal aid	\$42,294.89
4. Expenditure restraint incentive program	\$0.00
5. Total Estimated 2025 Payments (sum of Lines 1-4)	\$102,691.15

Payment Information

Your local government will receive two distributions in 2025 :

- July 28, 2025: 15% of Line 1, 2, and 3 and 100% of Line 4 (*shown above*)
- November 17, 2025: balance of your 2025 aid payments

County and Municipal Aid

Under state law, the county and municipal aid paid to each county and municipality must be equal to the amount determined in 2012 (sec. 79.036, Wis. Stats.) and adjusted for fallen protective services insurance reimbursement (sec. 79.036(4), Wis. Stats.).

County and Municipal Aid Calculation	
1. Prior year county and municipal aid	\$58,815.48
2. Increase due to sales tax revenue, including adjustments (<i>district changes</i>)	\$1,352.76
3. Fallen protective services insurance adjustment	-\$4.35
4. Fallen protective services insurance reimbursement (<i>reported to DOR</i>)	\$0.00
5. Total County and Municipal Aid (sum of Lines 1-4)	\$60,163.89

Utility Aid

- Under state law, utility aid is distributed to each county and municipality where tax-exempt utility property is located (sec. 79.04, Wis. Stats.)
- Utility companies report utility property information to DOR annually
- DOR uses the provided information to accurately calculate utility aid (*shown below*)

Utility Aid Calculation	
1. Net book value, <i>as of December 31, 2024 (including expected additions/retirements)</i>	\$77,458.00
2. Total net book value payment	\$232.37
3. Minimum payment	\$0.00
4. Megawatt capacity	0.0
5. Megawatt capacity payment	\$0.00
6. Closed/decommissioned production plant (phased down) payment	\$0.00
7. Subtotal (<i>sum of Lines 2, 3, 5 and 6</i>)	\$232.37
8. Population cap	\$290,700.00
9. Adjusted subtotal (<i>lesser of Line 7 or Line 8</i>)	\$232.37
10. Adjacent site incentive payment	\$0.00
11. Baseload incentive payment	\$0.00
12. Co-generation incentive payment	\$0.00
13. Alternative energy incentive payment	\$0.00
14. Total incentive payments (<i>sum of Lines 10 through 13</i>)	\$0.00
15. Spent nuclear fuel payment	\$0.00
16. Total Utility Aid – this is the utility aid payment listed on the front of the estimate (<i>sum of Lines 9, 14 and 15</i>)	\$232.37

Supplemental County and Municipal Aid

- Under state law, supplemental county and municipal aid paid to each county and municipality is determined by 2023 Wisconsin Act 12 (sec. 79.037, Wis. Stats.)
- For detailed information, review [county and municipal aid spreadsheet](#)

Supplemental County and Municipal Aid Calculation	
1. Prior year supplemental county and municipal aid	\$41,343.98
2. Increase due to sales tax revenue including adjustments (<i>district changes</i>)	\$950.91
3. Total Supplemental County and Municipal Aid (<i>sum of Lines 1 and 2</i>)	\$42,294.89

Expenditure Restraint Incentive Program

- Only municipalities are eligible to receive Expenditure Restraint Incentive Program (ERIP) payments
- Under state law, in 2025, each municipality will receive a payment that is equal to the amount of the payment received by the municipality in 2024 (sec. 79.05(4), Wis. Stats., from 2023 WI Act 12 – notwithstanding subs. (2) and (3))

Contact Information

If you have questions, contact us at lgs@wisconsin.gov, (608) 266-8618 or (608) 261-5167.



State of Wisconsin • DEPARTMENT OF REVENUE

DIVISION OF STATE AND LOCAL FINANCE • BUREAU OF LOCAL GOVERNMENT SERVICES • 2135 RIMROCK RD MADISON, WI 53713

Mailing Address:
PO Box 8971 #6-97
Madison WI 53708-8971
Fax: (608) 264-6887
lgs@wisconsin.gov

September 13, 2024

BEVERLY BERNIER
TOWN OF OTTER CREEK
N11471 765TH ST
COLFAX WI 54730-4862

Notice of Shared Revenue – 2025 Original Estimate

Notice Information

The Wisconsin Department of Revenue (DOR) is providing the **estimated** shared revenue amounts your local government will receive in 2025 under current state law for county and municipal aid, supplemental county and municipal aid, utility aid and the expenditure restraint incentive program. This does not include adjustments, shown on the July and November payment notices.

District	TOWN OF OTTER CREEK	County	DUNN	Co-muni code	17-020
-----------------	---------------------	---------------	------	---------------------	--------

Estimate Information

For an explanation of each aid payment listed below, review the additional information in this notice.

2025 Original Estimate	
1. County and municipal aid	\$24,352.17
2. Utility aid	\$1,033.50
3. Supplemental county and municipal aid	\$39,648.12
4. Expenditure restraint incentive program	\$0.00
5. Total Estimated 2025 Payments (sum of Lines 1-4)	\$65,033.79

Payment Information

Your local government will receive two distributions in 2025 :

- July 28, 2025: 15% of Line 1, 2, and 3 and 100% of Line 4 (*shown above*)
- November 17, 2025: balance of your 2025 aid payments

County and Municipal Aid

Under state law, the county and municipal aid paid to each county and municipality must be equal to the amount determined in 2012 (sec. 79.036, Wis. Stats.) and adjusted for fallen protective services insurance reimbursement (sec. 79.036(4), Wis. Stats.).

County and Municipal Aid Calculation	
1. Prior year county and municipal aid	\$23,806.38
2. Increase due to sales tax revenue, including adjustments (<i>district changes</i>)	\$547.55
3. Fallen protective services insurance adjustment	-\$1.76
4. Fallen protective services insurance reimbursement (<i>reported to DOR</i>)	\$0.00
5. Total County and Municipal Aid (sum of Lines 1-4)	\$24,352.17

Utility Aid

- Under state law, utility aid is distributed to each county and municipality where tax-exempt utility property is located (sec. 79.04, Wis. Stats.)
- Utility companies report utility property information to DOR annually
- DOR uses the provided information to accurately calculate utility aid (*shown below*)

Utility Aid Calculation	
1. Net book value, <i>as of December 31, 2024 (including expected additions/retirements)</i>	\$344,500.00
2. Total net book value payment	\$1,033.50
3. Minimum payment	\$0.00
4. Megawatt capacity	0.0
5. Megawatt capacity payment	\$0.00
6. Closed/decommissioned production plant (phased down) payment	\$0.00
7. Subtotal (<i>sum of Lines 2, 3, 5 and 6</i>)	\$1,033.50
8. Population cap	\$225,250.00
9. Adjusted subtotal (<i>lesser of Line 7 or Line 8</i>)	\$1,033.50
10. Adjacent site incentive payment	\$0.00
11. Baseload incentive payment	\$0.00
12. Co-generation incentive payment	\$0.00
13. Alternative energy incentive payment	\$0.00
14. Total incentive payments (<i>sum of Lines 10 through 13</i>)	\$0.00
15. Spent nuclear fuel payment	\$0.00
16. Total Utility Aid – this is the utility aid payment listed on the front of the estimate (<i>sum of Lines 9, 14 and 15</i>)	\$1,033.50

Supplemental County and Municipal Aid

- Under state law, supplemental county and municipal aid paid to each county and municipality is determined by 2023 Wisconsin Act 12 (sec. 79.037, Wis. Stats.)
- For detailed information, review [county and municipal aid spreadsheet](#)

Supplemental County and Municipal Aid Calculation	
1. Prior year supplemental county and municipal aid	\$38,756.72
2. Increase due to sales tax revenue including adjustments (<i>district changes</i>)	\$891.40
3. Total Supplemental County and Municipal Aid (<i>sum of Lines 1 and 2</i>)	\$39,648.12

Expenditure Restraint Incentive Program

- Only municipalities are eligible to receive Expenditure Restraint Incentive Program (ERIP) payments
- Under state law, in 2025, each municipality will receive a payment that is equal to the amount of the payment received by the municipality in 2024 (sec. 79.05(4), Wis. Stats., from 2023 WI Act 12 – notwithstanding subs. (2) and (3))

Contact Information

If you have questions, contact us at lgs@wisconsin.gov, (608) 266-8618 or (608) 261-5167.



State of Wisconsin • DEPARTMENT OF REVENUE

DIVISION OF STATE AND LOCAL FINANCE • BUREAU OF LOCAL GOVERNMENT SERVICES • 2135 RIMROCK RD MADISON, WI 53713

Mailing Address:
PO Box 8971 #6-97
Madison WI 53708-8971
Fax: (608) 264-6887
lgs@wisconsin.gov

September 13, 2024

REBECCA RICHARDSON
TOWN OF PERU
N112 760TH ST
DURAND WI 54736-9601

Notice of Shared Revenue – 2025 Original Estimate

Notice Information

The Wisconsin Department of Revenue (DOR) is providing the **estimated** shared revenue amounts your local government will receive in 2025 under current state law for county and municipal aid, supplemental county and municipal aid, utility aid and the expenditure restraint incentive program. This does not include adjustments, shown on the July and November payment notices.

District	TOWN OF PERU	County	DUNN	Co-muni code	17-022
-----------------	--------------	---------------	------	---------------------	--------

Estimate Information

For an explanation of each aid payment listed below, review the additional information in this notice.

2025 Original Estimate	
1. County and municipal aid	\$17,973.97
2. Utility aid	\$1,078.48
3. Supplemental county and municipal aid	\$34,731.33
4. Expenditure restraint incentive program	\$0.00
5. Total Estimated 2025 Payments (sum of Lines 1-4)	\$53,783.78

Payment Information

Your local government will receive two distributions in 2025 :

- July 28, 2025: 15% of Line 1, 2, and 3 and 100% of Line 4 (*shown above*)
- November 17, 2025: balance of your 2025 aid payments

County and Municipal Aid

Under state law, the county and municipal aid paid to each county and municipality must be equal to the amount determined in 2012 (sec. 79.036, Wis. Stats.) and adjusted for fallen protective services insurance reimbursement (sec. 79.036(4), Wis. Stats.).

County and Municipal Aid Calculation	
1. Prior year county and municipal aid	\$17,571.13
2. Increase due to sales tax revenue, including adjustments (<i>district changes</i>)	\$404.14
3. Fallen protective services insurance adjustment	-\$1.30
4. Fallen protective services insurance reimbursement (<i>reported to DOR</i>)	\$0.00
5. Total County and Municipal Aid (sum of Lines 1-4)	\$17,973.97

Utility Aid

- Under state law, utility aid is distributed to each county and municipality where tax-exempt utility property is located (sec. 79.04, Wis. Stats.)
- Utility companies report utility property information to DOR annually
- DOR uses the provided information to accurately calculate utility aid (*shown below*)

Utility Aid Calculation	
1. Net book value, <i>as of December 31, 2024 (including expected additions/retirements)</i>	\$359,493.00
2. Total net book value payment	\$1,078.48
3. Minimum payment	\$0.00
4. Megawatt capacity	0.0
5. Megawatt capacity payment	\$0.00
6. Closed/decommissioned production plant (phased down) payment	\$0.00
7. Subtotal (<i>sum of Lines 2, 3, 5 and 6</i>)	\$1,078.48
8. Population cap	\$102,850.00
9. Adjusted subtotal (<i>lesser of Line 7 or Line 8</i>)	\$1,078.48
10. Adjacent site incentive payment	\$0.00
11. Baseload incentive payment	\$0.00
12. Co-generation incentive payment	\$0.00
13. Alternative energy incentive payment	\$0.00
14. Total incentive payments (<i>sum of Lines 10 through 13</i>)	\$0.00
15. Spent nuclear fuel payment	\$0.00
16. Total Utility Aid – this is the utility aid payment listed on the front of the estimate (<i>sum of Lines 9, 14 and 15</i>)	\$1,078.48

Supplemental County and Municipal Aid

- Under state law, supplemental county and municipal aid paid to each county and municipality is determined by 2023 Wisconsin Act 12 (sec. 79.037, Wis. Stats.)
- For detailed information, review [county and municipal aid spreadsheet](#)

Supplemental County and Municipal Aid Calculation	
1. Prior year supplemental county and municipal aid	\$33,950.47
2. Increase due to sales tax revenue including adjustments (<i>district changes</i>)	\$780.86
3. Total Supplemental County and Municipal Aid (<i>sum of Lines 1 and 2</i>)	\$34,731.33

Expenditure Restraint Incentive Program

- Only municipalities are eligible to receive Expenditure Restraint Incentive Program (ERIP) payments
- Under state law, in 2025, each municipality will receive a payment that is equal to the amount of the payment received by the municipality in 2024 (sec. 79.05(4), Wis. Stats., from 2023 WI Act 12 – notwithstanding subs. (2) and (3))

Contact Information

If you have questions, contact us at lgs@wisconsin.gov, (608) 266-8618 or (608) 261-5167.



State of Wisconsin • DEPARTMENT OF REVENUE

DIVISION OF STATE AND LOCAL FINANCE • BUREAU OF LOCAL GOVERNMENT SERVICES • 2135 RIMROCK RD MADISON, WI 53713

Mailing Address:
PO Box 8971 #6-97
Madison WI 53708-8971
Fax: (608) 264-6887
lgs@wisconsin.gov

September 13, 2024

CHERYL MILLER
TOWN OF RED CEDAR
E6990 720TH AVE
MENOMONIE WI 54751

Notice of Shared Revenue – 2025 Original Estimate

Notice Information

The Wisconsin Department of Revenue (DOR) is providing the **estimated** shared revenue amounts your local government will receive in 2025 under current state law for county and municipal aid, supplemental county and municipal aid, utility aid and the expenditure restraint incentive program. This does not include adjustments, shown on the July and November payment notices.

District	TOWN OF RED CEDAR	County	DUNN	Co-muni code	17-024
-----------------	-------------------	---------------	------	---------------------	--------

Estimate Information

For an explanation of each aid payment listed below, review the additional information in this notice.

2025 Original Estimate	
1. County and municipal aid	\$36,891.73
2. Utility aid	\$60,436.21
3. Supplemental county and municipal aid	\$71,924.44
4. Expenditure restraint incentive program	\$0.00
5. Total Estimated 2025 Payments (sum of Lines 1-4)	\$169,252.38

Payment Information

Your local government will receive two distributions in 2025 :

- July 28, 2025: 15% of Line 1, 2, and 3 and 100% of Line 4 (*shown above*)
- November 17, 2025: balance of your 2025 aid payments

County and Municipal Aid

Under state law, the county and municipal aid paid to each county and municipality must be equal to the amount determined in 2012 (sec. 79.036, Wis. Stats.) and adjusted for fallen protective services insurance reimbursement (sec. 79.036(4), Wis. Stats.).

County and Municipal Aid Calculation	
1. Prior year county and municipal aid	\$36,064.91
2. Increase due to sales tax revenue, including adjustments (<i>district changes</i>)	\$829.49
3. Fallen protective services insurance adjustment	-\$2.67
4. Fallen protective services insurance reimbursement (<i>reported to DOR</i>)	\$0.00
5. Total County and Municipal Aid (sum of Lines 1-4)	\$36,891.73

Utility Aid

- Under state law, utility aid is distributed to each county and municipality where tax-exempt utility property is located (sec. 79.04, Wis. Stats.)
- Utility companies report utility property information to DOR annually
- DOR uses the provided information to accurately calculate utility aid (*shown below*)

Utility Aid Calculation	
1. Net book value, as of December 31, 2024 (including expected additions/retirements)	\$20,145,404.00
2. Total net book value payment	\$60,436.21
3. Minimum payment	\$0.00
4. Megawatt capacity	0.0
5. Megawatt capacity payment	\$0.00
6. Closed/decommissioned production plant (phased down) payment	\$0.00
7. Subtotal (sum of Lines 2, 3, 5 and 6)	\$60,436.21
8. Population cap	\$1,051,875.00
9. Adjusted subtotal (lesser of Line 7 or Line 8)	\$60,436.21
10. Adjacent site incentive payment	\$0.00
11. Baseload incentive payment	\$0.00
12. Co-generation incentive payment	\$0.00
13. Alternative energy incentive payment	\$0.00
14. Total incentive payments (sum of Lines 10 through 13)	\$0.00
15. Spent nuclear fuel payment	\$0.00
16. Total Utility Aid – this is the utility aid payment listed on the front of the estimate (sum of Lines 9, 14 and 15)	\$60,436.21

Supplemental County and Municipal Aid

- Under state law, supplemental county and municipal aid paid to each county and municipality is determined by 2023 Wisconsin Act 12 (sec. 79.037, Wis. Stats.)
- For detailed information, review [county and municipal aid spreadsheet](#)

Supplemental County and Municipal Aid Calculation	
1. Prior year supplemental county and municipal aid	\$70,307.37
2. Increase due to sales tax revenue including adjustments (district changes)	\$1,617.07
3. Total Supplemental County and Municipal Aid (sum of Lines 1 and 2)	\$71,924.44

Expenditure Restraint Incentive Program

- Only municipalities are eligible to receive Expenditure Restraint Incentive Program (ERIP) payments
- Under state law, in 2025, each municipality will receive a payment that is equal to the amount of the payment received by the municipality in 2024 (sec. 79.05(4), Wis. Stats., from 2023 WI Act 12 – notwithstanding subs. (2) and (3))

Contact Information

If you have questions, contact us at lgs@wisconsin.gov, (608) 266-8618 or (608) 261-5167.



State of Wisconsin • DEPARTMENT OF REVENUE

DIVISION OF STATE AND LOCAL FINANCE • BUREAU OF LOCAL GOVERNMENT SERVICES • 2135 RIMROCK RD MADISON, WI 53713

Mailing Address:
PO Box 8971 #6-97
Madison WI 53708-8971
Fax: (608) 264-6887
lgs@wisconsin.gov

September 13, 2024

KELLY BOARDMAN
TOWN OF ROCK CREEK
N995 COUNTY RD H
MONDOVI WI 54755

Notice of Shared Revenue – 2025 Original Estimate

Notice Information

The Wisconsin Department of Revenue (DOR) is providing the **estimated** shared revenue amounts your local government will receive in 2025 under current state law for county and municipal aid, supplemental county and municipal aid, utility aid and the expenditure restraint incentive program. This does not include adjustments, shown on the July and November payment notices.

District	TOWN OF ROCK CREEK	County	DUNN	Co-muni code	17-026
-----------------	--------------------	---------------	------	---------------------	--------

Estimate Information

For an explanation of each aid payment listed below, review the additional information in this notice.

2025 Original Estimate	
1. County and municipal aid	\$26,710.85
2. Utility aid	\$1,685.85
3. Supplemental county and municipal aid	\$47,913.29
4. Expenditure restraint incentive program	\$0.00
5. Total Estimated 2025 Payments (sum of Lines 1-4)	\$76,309.99

Payment Information

Your local government will receive two distributions in 2025 :

- July 28, 2025: 15% of Line 1, 2, and 3 and 100% of Line 4 (*shown above*)
- November 17, 2025: balance of your 2025 aid payments

County and Municipal Aid

Under state law, the county and municipal aid paid to each county and municipality must be equal to the amount determined in 2012 (sec. 79.036, Wis. Stats.) and adjusted for fallen protective services insurance reimbursement (sec. 79.036(4), Wis. Stats.).

County and Municipal Aid Calculation	
1. Prior year county and municipal aid	\$26,112.20
2. Increase due to sales tax revenue, including adjustments (<i>district changes</i>)	\$600.58
3. Fallen protective services insurance adjustment	-\$1.93
4. Fallen protective services insurance reimbursement (<i>reported to DOR</i>)	\$0.00
5. Total County and Municipal Aid (sum of Lines 1-4)	\$26,710.85

Utility Aid

- Under state law, utility aid is distributed to each county and municipality where tax-exempt utility property is located (sec. 79.04, Wis. Stats.)
- Utility companies report utility property information to DOR annually
- DOR uses the provided information to accurately calculate utility aid (*shown below*)

Utility Aid Calculation	
1. Net book value, <i>as of December 31, 2024 (including expected additions/retirements)</i>	\$561,949.00
2. Total net book value payment	\$1,685.85
3. Minimum payment	\$0.00
4. Megawatt capacity	0.0
5. Megawatt capacity payment	\$0.00
6. Closed/decommissioned production plant (phased down) payment	\$0.00
7. Subtotal (<i>sum of Lines 2, 3, 5 and 6</i>)	\$1,685.85
8. Population cap	\$433,500.00
9. Adjusted subtotal (<i>lesser of Line 7 or Line 8</i>)	\$1,685.85
10. Adjacent site incentive payment	\$0.00
11. Baseload incentive payment	\$0.00
12. Co-generation incentive payment	\$0.00
13. Alternative energy incentive payment	\$0.00
14. Total incentive payments (<i>sum of Lines 10 through 13</i>)	\$0.00
15. Spent nuclear fuel payment	\$0.00
16. Total Utility Aid – this is the utility aid payment listed on the front of the estimate (<i>sum of Lines 9, 14 and 15</i>)	\$1,685.85

Supplemental County and Municipal Aid

- Under state law, supplemental county and municipal aid paid to each county and municipality is determined by 2023 Wisconsin Act 12 (sec. 79.037, Wis. Stats.)
- For detailed information, review [county and municipal aid spreadsheet](#)

Supplemental County and Municipal Aid Calculation	
1. Prior year supplemental county and municipal aid	\$46,836.06
2. Increase due to sales tax revenue including adjustments (<i>district changes</i>)	\$1,077.23
3. Total Supplemental County and Municipal Aid (<i>sum of Lines 1 and 2</i>)	\$47,913.29

Expenditure Restraint Incentive Program

- Only municipalities are eligible to receive Expenditure Restraint Incentive Program (ERIP) payments
- Under state law, in 2025, each municipality will receive a payment that is equal to the amount of the payment received by the municipality in 2024 (sec. 79.05(4), Wis. Stats., from 2023 WI Act 12 – notwithstanding subs. (2) and (3))

Contact Information

If you have questions, contact us at lgs@wisconsin.gov, (608) 266-8618 or (608) 261-5167.



State of Wisconsin • DEPARTMENT OF REVENUE

DIVISION OF STATE AND LOCAL FINANCE • BUREAU OF LOCAL GOVERNMENT SERVICES • 2135 RIMROCK RD MADISON, WI 53713

Mailing Address:
PO Box 8971 #6-97
Madison WI 53708-8971
Fax: (608) 264-6887
lgs@wisconsin.gov

September 13, 2024

PAM MEINEN
TOWN OF SAND CREEK
PO BOX 93
SAND CREEK WI 54765

Notice of Shared Revenue – 2025 Original Estimate

Notice Information

The Wisconsin Department of Revenue (DOR) is providing the **estimated** shared revenue amounts your local government will receive in 2025 under current state law for county and municipal aid, supplemental county and municipal aid, utility aid and the expenditure restraint incentive program. This does not include adjustments, shown on the July and November payment notices.

District	TOWN OF SAND CREEK	County	DUNN	Co-muni code	17-028
-----------------	--------------------	---------------	------	---------------------	--------

Estimate Information

For an explanation of each aid payment listed below, review the additional information in this notice.

2025 Original Estimate	
1. County and municipal aid	\$46,529.38
2. Utility aid	\$0.00
3. Supplemental county and municipal aid	\$41,126.25
4. Expenditure restraint incentive program	\$0.00
5. Total Estimated 2025 Payments (sum of Lines 1-4)	\$87,655.63

Payment Information

Your local government will receive two distributions in 2025 :

- July 28, 2025: 15% of Line 1, 2, and 3 and 100% of Line 4 (*shown above*)
- November 17, 2025: balance of your 2025 aid payments

County and Municipal Aid

Under state law, the county and municipal aid paid to each county and municipality must be equal to the amount determined in 2012 (sec. 79.036, Wis. Stats.) and adjusted for fallen protective services insurance reimbursement (sec. 79.036(4), Wis. Stats.).

County and Municipal Aid Calculation	
1. Prior year county and municipal aid	\$45,486.55
2. Increase due to sales tax revenue, including adjustments (<i>district changes</i>)	\$1,046.19
3. Fallen protective services insurance adjustment	-\$3.36
4. Fallen protective services insurance reimbursement (<i>reported to DOR</i>)	\$0.00
5. Total County and Municipal Aid (sum of Lines 1-4)	\$46,529.38

Utility Aid

- Under state law, utility aid is distributed to each county and municipality where tax-exempt utility property is located (sec. 79.04, Wis. Stats.)
- Utility companies report utility property information to DOR annually
- DOR uses the provided information to accurately calculate utility aid (*shown below*)

Utility Aid Calculation	
1. Net book value, <i>as of December 31, 2024 (including expected additions/retirements)</i>	\$0.00
2. Total net book value payment	\$0.00
3. Minimum payment	\$0.00
4. Megawatt capacity	0.0
5. Megawatt capacity payment	\$0.00
6. Closed/decommissioned production plant (phased down) payment	\$0.00
7. Subtotal (<i>sum of Lines 2, 3, 5 and 6</i>)	\$0.00
8. Population cap	\$258,825.00
9. Adjusted subtotal (<i>lesser of Line 7 or Line 8</i>)	\$0.00
10. Adjacent site incentive payment	\$0.00
11. Baseload incentive payment	\$0.00
12. Co-generation incentive payment	\$0.00
13. Alternative energy incentive payment	\$0.00
14. Total incentive payments (<i>sum of Lines 10 through 13</i>)	\$0.00
15. Spent nuclear fuel payment	\$0.00
16. Total Utility Aid – this is the utility aid payment listed on the front of the estimate (<i>sum of Lines 9, 14 and 15</i>)	\$0.00

Supplemental County and Municipal Aid

- Under state law, supplemental county and municipal aid paid to each county and municipality is determined by 2023 Wisconsin Act 12 (sec. 79.037, Wis. Stats.)
- For detailed information, review [county and municipal aid spreadsheet](#)

Supplemental County and Municipal Aid Calculation	
1. Prior year supplemental county and municipal aid	\$40,201.61
2. Increase due to sales tax revenue including adjustments (<i>district changes</i>)	\$924.64
3. Total Supplemental County and Municipal Aid (<i>sum of Lines 1 and 2</i>)	\$41,126.25

Expenditure Restraint Incentive Program

- Only municipalities are eligible to receive Expenditure Restraint Incentive Program (ERIP) payments
- Under state law, in 2025, each municipality will receive a payment that is equal to the amount of the payment received by the municipality in 2024 (sec. 79.05(4), Wis. Stats., from 2023 WI Act 12 – notwithstanding subs. (2) and (3))

Contact Information

If you have questions, contact us at lgs@wisconsin.gov, (608) 266-8618 or (608) 261-5167.



State of Wisconsin • DEPARTMENT OF REVENUE

DIVISION OF STATE AND LOCAL FINANCE • BUREAU OF LOCAL GOVERNMENT SERVICES • 2135 RIMROCK RD MADISON, WI 53713

Mailing Address:
PO Box 8971 #6-97
Madison WI 53708-8971
Fax: (608) 264-6887
lgs@wisconsin.gov

September 13, 2024

JOE BOESL
TOWN OF SHERIDAN
N12282 430TH STREET
BOYCEVILLE WI 54725

Notice of Shared Revenue – 2025 Original Estimate

Notice Information

The Wisconsin Department of Revenue (DOR) is providing the **estimated** shared revenue amounts your local government will receive in 2025 under current state law for county and municipal aid, supplemental county and municipal aid, utility aid and the expenditure restraint incentive program. This does not include adjustments, shown on the July and November payment notices.

District	TOWN OF SHERIDAN	County	DUNN	Co-muni code	17-030
-----------------	------------------	---------------	------	---------------------	--------

Estimate Information

For an explanation of each aid payment listed below, review the additional information in this notice.

2025 Original Estimate	
1. County and municipal aid	\$35,737.09
2. Utility aid	\$484.42
3. Supplemental county and municipal aid	\$38,702.72
4. Expenditure restraint incentive program	\$0.00
5. Total Estimated 2025 Payments (sum of Lines 1-4)	\$74,924.23

Payment Information

Your local government will receive two distributions in 2025 :

- July 28, 2025: 15% of Line 1, 2, and 3 and 100% of Line 4 (*shown above*)
- November 17, 2025: balance of your 2025 aid payments

County and Municipal Aid

Under state law, the county and municipal aid paid to each county and municipality must be equal to the amount determined in 2012 (sec. 79.036, Wis. Stats.) and adjusted for fallen protective services insurance reimbursement (sec. 79.036(4), Wis. Stats.).

County and Municipal Aid Calculation	
1. Prior year county and municipal aid	\$34,936.14
2. Increase due to sales tax revenue, including adjustments (<i>district changes</i>)	\$803.53
3. Fallen protective services insurance adjustment	-\$2.58
4. Fallen protective services insurance reimbursement (<i>reported to DOR</i>)	\$0.00
5. Total County and Municipal Aid (sum of Lines 1-4)	\$35,737.09

Utility Aid

- Under state law, utility aid is distributed to each county and municipality where tax-exempt utility property is located (sec. 79.04, Wis. Stats.)
- Utility companies report utility property information to DOR annually
- DOR uses the provided information to accurately calculate utility aid (*shown below*)

Utility Aid Calculation	
1. Net book value, <i>as of December 31, 2024 (including expected additions/retirements)</i>	\$161,472.00
2. Total net book value payment	\$484.42
3. Minimum payment	\$0.00
4. Megawatt capacity	0.0
5. Megawatt capacity payment	\$0.00
6. Closed/decommissioned production plant (phased down) payment	\$0.00
7. Subtotal (<i>sum of Lines 2, 3, 5 and 6</i>)	\$484.42
8. Population cap	\$199,750.00
9. Adjusted subtotal (<i>lesser of Line 7 or Line 8</i>)	\$484.42
10. Adjacent site incentive payment	\$0.00
11. Baseload incentive payment	\$0.00
12. Co-generation incentive payment	\$0.00
13. Alternative energy incentive payment	\$0.00
14. Total incentive payments (<i>sum of Lines 10 through 13</i>)	\$0.00
15. Spent nuclear fuel payment	\$0.00
16. Total Utility Aid – this is the utility aid payment listed on the front of the estimate (<i>sum of Lines 9, 14 and 15</i>)	\$484.42

Supplemental County and Municipal Aid

- Under state law, supplemental county and municipal aid paid to each county and municipality is determined by 2023 Wisconsin Act 12 (sec. 79.037, Wis. Stats.)
- For detailed information, review [county and municipal aid spreadsheet](#)

Supplemental County and Municipal Aid Calculation	
1. Prior year supplemental county and municipal aid	\$37,832.57
2. Increase due to sales tax revenue including adjustments (<i>district changes</i>)	\$870.15
3. Total Supplemental County and Municipal Aid (<i>sum of Lines 1 and 2</i>)	\$38,702.72

Expenditure Restraint Incentive Program

- Only municipalities are eligible to receive Expenditure Restraint Incentive Program (ERIP) payments
- Under state law, in 2025, each municipality will receive a payment that is equal to the amount of the payment received by the municipality in 2024 (sec. 79.05(4), Wis. Stats., from 2023 WI Act 12 – notwithstanding subs. (2) and (3))

Contact Information

If you have questions, contact us at lgs@wisconsin.gov, (608) 266-8618 or (608) 261-5167.



State of Wisconsin • DEPARTMENT OF REVENUE

DIVISION OF STATE AND LOCAL FINANCE • BUREAU OF LOCAL GOVERNMENT SERVICES • 2135 RIMROCK RD MADISON, WI 53713

Mailing Address:
PO Box 8971 #6-97
Madison WI 53708-8971
Fax: (608) 264-6887
lgs@wisconsin.gov

September 13, 2024

ASHLEY SCORE
TOWN OF SHERMAN
N12457 COUNTY ROAD F
BOYCEVILLE WI 54725

Notice of Shared Revenue – 2025 Original Estimate

Notice Information

The Wisconsin Department of Revenue (DOR) is providing the **estimated** shared revenue amounts your local government will receive in 2025 under current state law for county and municipal aid, supplemental county and municipal aid, utility aid and the expenditure restraint incentive program. This does not include adjustments, shown on the July and November payment notices.

District	TOWN OF SHERMAN	County	DUNN	Co-muni code	17-032
-----------------	-----------------	---------------	------	---------------------	--------

Estimate Information

For an explanation of each aid payment listed below, review the additional information in this notice.

2025 Original Estimate	
1. County and municipal aid	\$30,281.18
2. Utility aid	\$1,161.67
3. Supplemental county and municipal aid	\$47,191.79
4. Expenditure restraint incentive program	\$0.00
5. Total Estimated 2025 Payments (sum of Lines 1-4)	\$78,634.64

Payment Information

Your local government will receive two distributions in 2025 :

- July 28, 2025: 15% of Line 1, 2, and 3 and 100% of Line 4 (*shown above*)
- November 17, 2025: balance of your 2025 aid payments

County and Municipal Aid

Under state law, the county and municipal aid paid to each county and municipality must be equal to the amount determined in 2012 (sec. 79.036, Wis. Stats.) and adjusted for fallen protective services insurance reimbursement (sec. 79.036(4), Wis. Stats.).

County and Municipal Aid Calculation	
1. Prior year county and municipal aid	\$29,602.51
2. Increase due to sales tax revenue, including adjustments (<i>district changes</i>)	\$680.86
3. Fallen protective services insurance adjustment	-\$2.19
4. Fallen protective services insurance reimbursement (<i>reported to DOR</i>)	\$0.00
5. Total County and Municipal Aid (sum of Lines 1-4)	\$30,281.18

Utility Aid

- Under state law, utility aid is distributed to each county and municipality where tax-exempt utility property is located (sec. 79.04, Wis. Stats.)
- Utility companies report utility property information to DOR annually
- DOR uses the provided information to accurately calculate utility aid (*shown below*)

Utility Aid Calculation	
1. Net book value, <i>as of December 31, 2024 (including expected additions/retirements)</i>	\$387,222.00
2. Total net book value payment	\$1,161.67
3. Minimum payment	\$0.00
4. Megawatt capacity	0.0
5. Megawatt capacity payment	\$0.00
6. Closed/decommissioned production plant (phased down) payment	\$0.00
7. Subtotal (<i>sum of Lines 2, 3, 5 and 6</i>)	\$1,161.67
8. Population cap	\$418,200.00
9. Adjusted subtotal (<i>lesser of Line 7 or Line 8</i>)	\$1,161.67
10. Adjacent site incentive payment	\$0.00
11. Baseload incentive payment	\$0.00
12. Co-generation incentive payment	\$0.00
13. Alternative energy incentive payment	\$0.00
14. Total incentive payments (<i>sum of Lines 10 through 13</i>)	\$0.00
15. Spent nuclear fuel payment	\$0.00
16. Total Utility Aid – this is the utility aid payment listed on the front of the estimate (<i>sum of Lines 9, 14 and 15</i>)	\$1,161.67

Supplemental County and Municipal Aid

- Under state law, supplemental county and municipal aid paid to each county and municipality is determined by 2023 Wisconsin Act 12 (sec. 79.037, Wis. Stats.)
- For detailed information, review [county and municipal aid spreadsheet](#)

Supplemental County and Municipal Aid Calculation	
1. Prior year supplemental county and municipal aid	\$46,130.78
2. Increase due to sales tax revenue including adjustments (<i>district changes</i>)	\$1,061.01
3. Total Supplemental County and Municipal Aid (<i>sum of Lines 1 and 2</i>)	\$47,191.79

Expenditure Restraint Incentive Program

- Only municipalities are eligible to receive Expenditure Restraint Incentive Program (ERIP) payments
- Under state law, in 2025, each municipality will receive a payment that is equal to the amount of the payment received by the municipality in 2024 (sec. 79.05(4), Wis. Stats., from 2023 WI Act 12 – notwithstanding subs. (2) and (3))

Contact Information

If you have questions, contact us at lgs@wisconsin.gov, (608) 266-8618 or (608) 261-5167.



State of Wisconsin • DEPARTMENT OF REVENUE

DIVISION OF STATE AND LOCAL FINANCE • BUREAU OF LOCAL GOVERNMENT SERVICES • 2135 RIMROCK RD MADISON, WI 53713

Mailing Address:
PO Box 8971 #6-97
Madison WI 53708-8971
Fax: (608) 264-6887
lgs@wisconsin.gov

September 13, 2024

MARY STRAND
TOWN OF SPRING BROOK
N3519 810TH ST
ELK MOUND WI 54739-9242

Notice of Shared Revenue – 2025 Original Estimate

Notice Information

The Wisconsin Department of Revenue (DOR) is providing the **estimated** shared revenue amounts your local government will receive in 2025 under current state law for county and municipal aid, supplemental county and municipal aid, utility aid and the expenditure restraint incentive program. This does not include adjustments, shown on the July and November payment notices.

District	TOWN OF SPRING BROOK	County	DUNN	Co-muni code	17-034
-----------------	----------------------	---------------	------	---------------------	--------

Estimate Information

For an explanation of each aid payment listed below, review the additional information in this notice.

2025 Original Estimate	
1. County and municipal aid	\$45,618.01
2. Utility aid	\$0.00
3. Supplemental county and municipal aid	\$60,035.69
4. Expenditure restraint incentive program	\$0.00
5. Total Estimated 2025 Payments (sum of Lines 1-4)	\$105,653.70

Payment Information

Your local government will receive two distributions in 2025 :

- July 28, 2025: 15% of Line 1, 2, and 3 and 100% of Line 4 (*shown above*)
- November 17, 2025: balance of your 2025 aid payments

County and Municipal Aid

Under state law, the county and municipal aid paid to each county and municipality must be equal to the amount determined in 2012 (sec. 79.036, Wis. Stats.) and adjusted for fallen protective services insurance reimbursement (sec. 79.036(4), Wis. Stats.).

County and Municipal Aid Calculation	
1. Prior year county and municipal aid	\$44,595.61
2. Increase due to sales tax revenue, including adjustments (<i>district changes</i>)	\$1,025.70
3. Fallen protective services insurance adjustment	-\$3.30
4. Fallen protective services insurance reimbursement (<i>reported to DOR</i>)	\$0.00
5. Total County and Municipal Aid (sum of Lines 1-4)	\$45,618.01

Utility Aid

- Under state law, utility aid is distributed to each county and municipality where tax-exempt utility property is located (sec. 79.04, Wis. Stats.)
- Utility companies report utility property information to DOR annually
- DOR uses the provided information to accurately calculate utility aid (*shown below*)

Utility Aid Calculation	
1. Net book value, <i>as of December 31, 2024 (including expected additions/retirements)</i>	\$0.00
2. Total net book value payment	\$0.00
3. Minimum payment	\$0.00
4. Megawatt capacity	0.0
5. Megawatt capacity payment	\$0.00
6. Closed/decommissioned production plant (phased down) payment	\$0.00
7. Subtotal (<i>sum of Lines 2, 3, 5 and 6</i>)	\$0.00
8. Population cap	\$739,075.00
9. Adjusted subtotal (<i>lesser of Line 7 or Line 8</i>)	\$0.00
10. Adjacent site incentive payment	\$0.00
11. Baseload incentive payment	\$0.00
12. Co-generation incentive payment	\$0.00
13. Alternative energy incentive payment	\$0.00
14. Total incentive payments (<i>sum of Lines 10 through 13</i>)	\$0.00
15. Spent nuclear fuel payment	\$0.00
16. Total Utility Aid – this is the utility aid payment listed on the front of the estimate (<i>sum of Lines 9, 14 and 15</i>)	\$0.00

Supplemental County and Municipal Aid

- Under state law, supplemental county and municipal aid paid to each county and municipality is determined by 2023 Wisconsin Act 12 (sec. 79.037, Wis. Stats.)
- For detailed information, review [county and municipal aid spreadsheet](#)

Supplemental County and Municipal Aid Calculation	
1. Prior year supplemental county and municipal aid	\$58,685.91
2. Increase due to sales tax revenue including adjustments (<i>district changes</i>)	\$1,349.78
3. Total Supplemental County and Municipal Aid (<i>sum of Lines 1 and 2</i>)	\$60,035.69

Expenditure Restraint Incentive Program

- Only municipalities are eligible to receive Expenditure Restraint Incentive Program (ERIP) payments
- Under state law, in 2025, each municipality will receive a payment that is equal to the amount of the payment received by the municipality in 2024 (sec. 79.05(4), Wis. Stats., from 2023 WI Act 12 – notwithstanding subs. (2) and (3))

Contact Information

If you have questions, contact us at lgs@wisconsin.gov, (608) 266-8618 or (608) 261-5167.



State of Wisconsin • DEPARTMENT OF REVENUE

DIVISION OF STATE AND LOCAL FINANCE • BUREAU OF LOCAL GOVERNMENT SERVICES • 2135 RIMROCK RD MADISON, WI 53713

Mailing Address:
PO Box 8971 #6-97
Madison WI 53708-8971
Fax: (608) 264-6887
lgs@wisconsin.gov

September 13, 2024

VALERIE WINDSOR
TOWN OF STANTON
N8414 COUNTY RD O
KNAPP WI 54749-8414

Notice of Shared Revenue – 2025 Original Estimate

Notice Information

The Wisconsin Department of Revenue (DOR) is providing the **estimated** shared revenue amounts your local government will receive in 2025 under current state law for county and municipal aid, supplemental county and municipal aid, utility aid and the expenditure restraint incentive program. This does not include adjustments, shown on the July and November payment notices.

District	TOWN OF STANTON	County	DUNN	Co-muni code	17-036
-----------------	-----------------	---------------	------	---------------------	--------

Estimate Information

For an explanation of each aid payment listed below, review the additional information in this notice.

2025 Original Estimate	
1. County and municipal aid	\$60,488.89
2. Utility aid	\$0.00
3. Supplemental county and municipal aid	\$43,772.74
4. Expenditure restraint incentive program	\$0.00
5. Total Estimated 2025 Payments (sum of Lines 1-4)	\$104,261.63

Payment Information

Your local government will receive two distributions in 2025 :

- July 28, 2025: 15% of Line 1, 2, and 3 and 100% of Line 4 (*shown above*)
- November 17, 2025: balance of your 2025 aid payments

County and Municipal Aid

Under state law, the county and municipal aid paid to each county and municipality must be equal to the amount determined in 2012 (sec. 79.036, Wis. Stats.) and adjusted for fallen protective services insurance reimbursement (sec. 79.036(4), Wis. Stats.).

County and Municipal Aid Calculation	
1. Prior year county and municipal aid	\$59,133.20
2. Increase due to sales tax revenue, including adjustments (<i>district changes</i>)	\$1,360.06
3. Fallen protective services insurance adjustment	-\$4.37
4. Fallen protective services insurance reimbursement (<i>reported to DOR</i>)	\$0.00
5. Total County and Municipal Aid (sum of Lines 1-4)	\$60,488.89

Utility Aid

- Under state law, utility aid is distributed to each county and municipality where tax-exempt utility property is located (sec. 79.04, Wis. Stats.)
- Utility companies report utility property information to DOR annually
- DOR uses the provided information to accurately calculate utility aid (*shown below*)

Utility Aid Calculation	
1. Net book value, <i>as of December 31, 2024 (including expected additions/retirements)</i>	\$0.00
2. Total net book value payment	\$0.00
3. Minimum payment	\$0.00
4. Megawatt capacity	0.0
5. Megawatt capacity payment	\$0.00
6. Closed/decommissioned production plant (phased down) payment	\$0.00
7. Subtotal (<i>sum of Lines 2, 3, 5 and 6</i>)	\$0.00
8. Population cap	\$325,125.00
9. Adjusted subtotal (<i>lesser of Line 7 or Line 8</i>)	\$0.00
10. Adjacent site incentive payment	\$0.00
11. Baseload incentive payment	\$0.00
12. Co-generation incentive payment	\$0.00
13. Alternative energy incentive payment	\$0.00
14. Total incentive payments (<i>sum of Lines 10 through 13</i>)	\$0.00
15. Spent nuclear fuel payment	\$0.00
16. Total Utility Aid – this is the utility aid payment listed on the front of the estimate (<i>sum of Lines 9, 14 and 15</i>)	\$0.00

Supplemental County and Municipal Aid

- Under state law, supplemental county and municipal aid paid to each county and municipality is determined by 2023 Wisconsin Act 12 (sec. 79.037, Wis. Stats.)
- For detailed information, review [county and municipal aid spreadsheet](#)


Supplemental County and Municipal Aid Calculation	
1. Prior year supplemental county and municipal aid	\$42,788.60
2. Increase due to sales tax revenue including adjustments (<i>district changes</i>)	\$984.14
3. Total Supplemental County and Municipal Aid (<i>sum of Lines 1 and 2</i>)	\$43,772.74

Expenditure Restraint Incentive Program

- Only municipalities are eligible to receive Expenditure Restraint Incentive Program (ERIP) payments
- Under state law, in 2025, each municipality will receive a payment that is equal to the amount of the payment received by the municipality in 2024 (sec. 79.05(4), Wis. Stats., from 2023 WI Act 12 – notwithstanding subs. (2) and (3))

Contact Information

If you have questions, contact us at lgs@wisconsin.gov, (608) 266-8618 or (608) 261-5167.



State of Wisconsin • DEPARTMENT OF REVENUE

DIVISION OF STATE AND LOCAL FINANCE • BUREAU OF LOCAL GOVERNMENT SERVICES • 2135 RIMROCK RD MADISON, WI 53713

Mailing Address:
PO Box 8971 #6-97
Madison WI 53708-8971
Fax: (608) 264-6887
lgs@wisconsin.gov

September 13, 2024

DORIS MEYER
TOWN OF TAINTER
N8150 COUNTY RD DG
COLFAX WI 54730-4526

Notice of Shared Revenue – 2025 Original Estimate

Notice Information

The Wisconsin Department of Revenue (DOR) is providing the **estimated** shared revenue amounts your local government will receive in 2025 under current state law for county and municipal aid, supplemental county and municipal aid, utility aid and the expenditure restraint incentive program. This does not include adjustments, shown on the July and November payment notices.

District	TOWN OF TAINTER	County	DUNN	Co-muni code	17-038
-----------------	-----------------	---------------	------	---------------------	--------

Estimate Information

For an explanation of each aid payment listed below, review the additional information in this notice.

2025 Original Estimate	
1. County and municipal aid	\$24,936.16
2. Utility aid	\$694.82
3. Supplemental county and municipal aid	\$76,347.91
4. Expenditure restraint incentive program	\$0.00
5. Total Estimated 2025 Payments (sum of Lines 1-4)	\$101,978.89

Payment Information

Your local government will receive two distributions in 2025 :

- July 28, 2025: 15% of Line 1, 2, and 3 and 100% of Line 4 (*shown above*)
- November 17, 2025: balance of your 2025 aid payments

County and Municipal Aid

Under state law, the county and municipal aid paid to each county and municipality must be equal to the amount determined in 2012 (sec. 79.036, Wis. Stats.) and adjusted for fallen protective services insurance reimbursement (sec. 79.036(4), Wis. Stats.).

County and Municipal Aid Calculation	
1. Prior year county and municipal aid	\$24,377.28
2. Increase due to sales tax revenue, including adjustments (<i>district changes</i>)	\$560.68
3. Fallen protective services insurance adjustment	-\$1.80
4. Fallen protective services insurance reimbursement (<i>reported to DOR</i>)	\$0.00
5. Total County and Municipal Aid (sum of Lines 1-4)	\$24,936.16

Utility Aid

- Under state law, utility aid is distributed to each county and municipality where tax-exempt utility property is located (sec. 79.04, Wis. Stats.)
- Utility companies report utility property information to DOR annually
- DOR uses the provided information to accurately calculate utility aid (*shown below*)

Utility Aid Calculation	
1. Net book value, <i>as of December 31, 2024 (including expected additions/retirements)</i>	\$231,608.00
2. Total net book value payment	\$694.82
3. Minimum payment	\$0.00
4. Megawatt capacity	0.0
5. Megawatt capacity payment	\$0.00
6. Closed/decommissioned production plant (phased down) payment	\$0.00
7. Subtotal (<i>sum of Lines 2, 3, 5 and 6</i>)	\$694.82
8. Population cap	\$1,144,950.00
9. Adjusted subtotal (<i>lesser of Line 7 or Line 8</i>)	\$694.82
10. Adjacent site incentive payment	\$0.00
11. Baseload incentive payment	\$0.00
12. Co-generation incentive payment	\$0.00
13. Alternative energy incentive payment	\$0.00
14. Total incentive payments (<i>sum of Lines 10 through 13</i>)	\$0.00
15. Spent nuclear fuel payment	\$0.00
16. Total Utility Aid – this is the utility aid payment listed on the front of the estimate (<i>sum of Lines 9, 14 and 15</i>)	\$694.82

Supplemental County and Municipal Aid

- Under state law, supplemental county and municipal aid paid to each county and municipality is determined by 2023 Wisconsin Act 12 (sec. 79.037, Wis. Stats.)
- For detailed information, review [county and municipal aid spreadsheet](#)

Supplemental County and Municipal Aid Calculation	
1. Prior year supplemental county and municipal aid	\$74,631.39
2. Increase due to sales tax revenue including adjustments (<i>district changes</i>)	\$1,716.52
3. Total Supplemental County and Municipal Aid (<i>sum of Lines 1 and 2</i>)	\$76,347.91

Expenditure Restraint Incentive Program

- Only municipalities are eligible to receive Expenditure Restraint Incentive Program (ERIP) payments
- Under state law, in 2025, each municipality will receive a payment that is equal to the amount of the payment received by the municipality in 2024 (sec. 79.05(4), Wis. Stats., from 2023 WI Act 12 – notwithstanding subs. (2) and (3))

Contact Information

If you have questions, contact us at lgs@wisconsin.gov, (608) 266-8618 or (608) 261-5167.



State of Wisconsin • DEPARTMENT OF REVENUE

DIVISION OF STATE AND LOCAL FINANCE • BUREAU OF LOCAL GOVERNMENT SERVICES • 2135 RIMROCK RD MADISON, WI 53713

Mailing Address:
PO Box 8971 #6-97
Madison WI 53708-8971
Fax: (608) 264-6887
lgs@wisconsin.gov

September 13, 2024

KATIE MOLL
TOWN OF TIFFANY
N12045 COUNTY ROAD Q
DOWNING WI 54734

Notice of Shared Revenue – 2025 Original Estimate

Notice Information

The Wisconsin Department of Revenue (DOR) is providing the **estimated** shared revenue amounts your local government will receive in 2025 under current state law for county and municipal aid, supplemental county and municipal aid, utility aid and the expenditure restraint incentive program. This does not include adjustments, shown on the July and November payment notices.

District	TOWN OF TIFFANY	County	DUNN	Co-muni code	17-040
-----------------	-----------------	---------------	------	---------------------	--------

Estimate Information

For an explanation of each aid payment listed below, review the additional information in this notice.

2025 Original Estimate	
1. County and municipal aid	\$55,163.96
2. Utility aid	\$828.04
3. Supplemental county and municipal aid	\$41,315.31
4. Expenditure restraint incentive program	\$0.00
5. Total Estimated 2025 Payments (sum of Lines 1-4)	\$97,307.31

Payment Information

Your local government will receive two distributions in 2025 :

- July 28, 2025: 15% of Line 1, 2, and 3 and 100% of Line 4 (*shown above*)
- November 17, 2025: balance of your 2025 aid payments

County and Municipal Aid

Under state law, the county and municipal aid paid to each county and municipality must be equal to the amount determined in 2012 (sec. 79.036, Wis. Stats.) and adjusted for fallen protective services insurance reimbursement (sec. 79.036(4), Wis. Stats.).

County and Municipal Aid Calculation	
1. Prior year county and municipal aid	\$53,927.62
2. Increase due to sales tax revenue, including adjustments (<i>district changes</i>)	\$1,240.33
3. Fallen protective services insurance adjustment	-\$3.99
4. Fallen protective services insurance reimbursement (<i>reported to DOR</i>)	\$0.00
5. Total County and Municipal Aid (sum of Lines 1-4)	\$55,163.96

Utility Aid

- Under state law, utility aid is distributed to each county and municipality where tax-exempt utility property is located (sec. 79.04, Wis. Stats.)
- Utility companies report utility property information to DOR annually
- DOR uses the provided information to accurately calculate utility aid (*shown below*)

Utility Aid Calculation	
1. Net book value, <i>as of December 31, 2024 (including expected additions/retirements)</i>	\$276,013.00
2. Total net book value payment	\$828.04
3. Minimum payment	\$0.00
4. Megawatt capacity	0.0
5. Megawatt capacity payment	\$0.00
6. Closed/decommissioned production plant (phased down) payment	\$0.00
7. Subtotal (<i>sum of Lines 2, 3, 5 and 6</i>)	\$828.04
8. Population cap	\$267,750.00
9. Adjusted subtotal (<i>lesser of Line 7 or Line 8</i>)	\$828.04
10. Adjacent site incentive payment	\$0.00
11. Baseload incentive payment	\$0.00
12. Co-generation incentive payment	\$0.00
13. Alternative energy incentive payment	\$0.00
14. Total incentive payments (<i>sum of Lines 10 through 13</i>)	\$0.00
15. Spent nuclear fuel payment	\$0.00
16. Total Utility Aid – this is the utility aid payment listed on the front of the estimate (<i>sum of Lines 9, 14 and 15</i>)	\$828.04

Supplemental County and Municipal Aid

- Under state law, supplemental county and municipal aid paid to each county and municipality is determined by 2023 Wisconsin Act 12 (sec. 79.037, Wis. Stats.)
- For detailed information, review [county and municipal aid spreadsheet](#)

Supplemental County and Municipal Aid Calculation	
1. Prior year supplemental county and municipal aid	\$40,386.42
2. Increase due to sales tax revenue including adjustments (<i>district changes</i>)	\$928.89
3. Total Supplemental County and Municipal Aid (<i>sum of Lines 1 and 2</i>)	\$41,315.31

Expenditure Restraint Incentive Program

- Only municipalities are eligible to receive Expenditure Restraint Incentive Program (ERIP) payments
- Under state law, in 2025, each municipality will receive a payment that is equal to the amount of the payment received by the municipality in 2024 (sec. 79.05(4), Wis. Stats., from 2023 WI Act 12 – notwithstanding subs. (2) and (3))

Contact Information

If you have questions, contact us at lgs@wisconsin.gov, (608) 266-8618 or (608) 261-5167.



State of Wisconsin • DEPARTMENT OF REVENUE

DIVISION OF STATE AND LOCAL FINANCE • BUREAU OF LOCAL GOVERNMENT SERVICES • 2135 RIMROCK RD MADISON, WI 53713

Mailing Address:
PO Box 8971 #6-97
Madison WI 53708-8971
Fax: (608) 264-6887
lgs@wisconsin.gov

September 13, 2024

PATRICIA PICKERIGN
TOWN OF WESTON
E3359 STATE RD 72
MENOMONIE WI 54751-6200

Notice of Shared Revenue – 2025 Original Estimate

Notice Information

The Wisconsin Department of Revenue (DOR) is providing the **estimated** shared revenue amounts your local government will receive in 2025 under current state law for county and municipal aid, supplemental county and municipal aid, utility aid and the expenditure restraint incentive program. This does not include adjustments, shown on the July and November payment notices.

District	TOWN OF WESTON	County	DUNN	Co-muni code	17-042
-----------------	----------------	---------------	------	---------------------	--------

Estimate Information

For an explanation of each aid payment listed below, review the additional information in this notice.

2025 Original Estimate	
1. County and municipal aid	\$30,547.25
2. Utility aid	\$616.79
3. Supplemental county and municipal aid	\$40,541.89
4. Expenditure restraint incentive program	\$0.00
5. Total Estimated 2025 Payments (sum of Lines 1-4)	\$71,705.93

Payment Information

Your local government will receive two distributions in 2025 :

- July 28, 2025: 15% of Line 1, 2, and 3 and 100% of Line 4 (*shown above*)
- November 17, 2025: balance of your 2025 aid payments

County and Municipal Aid

Under state law, the county and municipal aid paid to each county and municipality must be equal to the amount determined in 2012 (sec. 79.036, Wis. Stats.) and adjusted for fallen protective services insurance reimbursement (sec. 79.036(4), Wis. Stats.).

County and Municipal Aid Calculation	
1. Prior year county and municipal aid	\$29,862.62
2. Increase due to sales tax revenue, including adjustments (<i>district changes</i>)	\$686.84
3. Fallen protective services insurance adjustment	-\$2.21
4. Fallen protective services insurance reimbursement (<i>reported to DOR</i>)	\$0.00
5. Total County and Municipal Aid (sum of Lines 1-4)	\$30,547.25

Utility Aid

- Under state law, utility aid is distributed to each county and municipality where tax-exempt utility property is located (sec. 79.04, Wis. Stats.)
- Utility companies report utility property information to DOR annually
- DOR uses the provided information to accurately calculate utility aid (*shown below*)

Utility Aid Calculation	
1. Net book value, <i>as of December 31, 2024 (including expected additions/retirements)</i>	\$205,598.00
2. Total net book value payment	\$616.79
3. Minimum payment	\$0.00
4. Megawatt capacity	0.0
5. Megawatt capacity payment	\$0.00
6. Closed/decommissioned production plant (phased down) payment	\$0.00
7. Subtotal (<i>sum of Lines 2, 3, 5 and 6</i>)	\$616.79
8. Population cap	\$239,275.00
9. Adjusted subtotal (<i>lesser of Line 7 or Line 8</i>)	\$616.79
10. Adjacent site incentive payment	\$0.00
11. Baseload incentive payment	\$0.00
12. Co-generation incentive payment	\$0.00
13. Alternative energy incentive payment	\$0.00
14. Total incentive payments (<i>sum of Lines 10 through 13</i>)	\$0.00
15. Spent nuclear fuel payment	\$0.00
16. Total Utility Aid – this is the utility aid payment listed on the front of the estimate (<i>sum of Lines 9, 14 and 15</i>)	\$616.79

Supplemental County and Municipal Aid

- Under state law, supplemental county and municipal aid paid to each county and municipality is determined by 2023 Wisconsin Act 12 (sec. 79.037, Wis. Stats.)
- For detailed information, review [county and municipal aid spreadsheet](#)

Supplemental County and Municipal Aid Calculation	
1. Prior year supplemental county and municipal aid	\$39,630.39
2. Increase due to sales tax revenue including adjustments (<i>district changes</i>)	\$911.50
3. Total Supplemental County and Municipal Aid (<i>sum of Lines 1 and 2</i>)	\$40,541.89

Expenditure Restraint Incentive Program

- Only municipalities are eligible to receive Expenditure Restraint Incentive Program (ERIP) payments
- Under state law, in 2025, each municipality will receive a payment that is equal to the amount of the payment received by the municipality in 2024 (sec. 79.05(4), Wis. Stats., from 2023 WI Act 12 – notwithstanding subs. (2) and (3))

Contact Information

If you have questions, contact us at lgs@wisconsin.gov, (608) 266-8618 or (608) 261-5167.



State of Wisconsin • DEPARTMENT OF REVENUE

DIVISION OF STATE AND LOCAL FINANCE • BUREAU OF LOCAL GOVERNMENT SERVICES • 2135 RIMROCK RD MADISON, WI 53713

Mailing Address:
PO Box 8971 #6-97
Madison WI 53708-8971
Fax: (608) 264-6887
lgs@wisconsin.gov

September 13, 2024

DENISE SCHLOUGH
TOWN OF WILSON
E5456 1280TH AVE
WHEELER WI 54772-9430

Notice of Shared Revenue – 2025 Original Estimate

Notice Information

The Wisconsin Department of Revenue (DOR) is providing the **estimated** shared revenue amounts your local government will receive in 2025 under current state law for county and municipal aid, supplemental county and municipal aid, utility aid and the expenditure restraint incentive program. This does not include adjustments, shown on the July and November payment notices.

District	TOWN OF WILSON	County	DUNN	Co-muni code	17-044
-----------------	----------------	---------------	------	---------------------	--------

Estimate Information

For an explanation of each aid payment listed below, review the additional information in this notice.

2025 Original Estimate	
1. County and municipal aid	\$34,003.76
2. Utility aid	\$0.00
3. Supplemental county and municipal aid	\$39,424.67
4. Expenditure restraint incentive program	\$0.00
5. Total Estimated 2025 Payments (sum of Lines 1-4)	\$73,428.43

Payment Information

Your local government will receive two distributions in 2025 :

- July 28, 2025: 15% of Line 1, 2, and 3 and 100% of Line 4 (*shown above*)
- November 17, 2025: balance of your 2025 aid payments

County and Municipal Aid

Under state law, the county and municipal aid paid to each county and municipality must be equal to the amount determined in 2012 (sec. 79.036, Wis. Stats.) and adjusted for fallen protective services insurance reimbursement (sec. 79.036(4), Wis. Stats.).

County and Municipal Aid Calculation	
1. Prior year county and municipal aid	\$33,241.66
2. Increase due to sales tax revenue, including adjustments (<i>district changes</i>)	\$764.56
3. Fallen protective services insurance adjustment	-\$2.46
4. Fallen protective services insurance reimbursement (<i>reported to DOR</i>)	\$0.00
5. Total County and Municipal Aid (sum of Lines 1-4)	\$34,003.76

Utility Aid

- Under state law, utility aid is distributed to each county and municipality where tax-exempt utility property is located (sec. 79.04, Wis. Stats.)
- Utility companies report utility property information to DOR annually
- DOR uses the provided information to accurately calculate utility aid (*shown below*)

Utility Aid Calculation	
1. Net book value, <i>as of December 31, 2024 (including expected additions/retirements)</i>	\$0.00
2. Total net book value payment	\$0.00
3. Minimum payment	\$0.00
4. Megawatt capacity	0.0
5. Megawatt capacity payment	\$0.00
6. Closed/decommissioned production plant (phased down) payment	\$0.00
7. Subtotal (<i>sum of Lines 2, 3, 5 and 6</i>)	\$0.00
8. Population cap	\$216,750.00
9. Adjusted subtotal (<i>lesser of Line 7 or Line 8</i>)	\$0.00
10. Adjacent site incentive payment	\$0.00
11. Baseload incentive payment	\$0.00
12. Co-generation incentive payment	\$0.00
13. Alternative energy incentive payment	\$0.00
14. Total incentive payments (<i>sum of Lines 10 through 13</i>)	\$0.00
15. Spent nuclear fuel payment	\$0.00
16. Total Utility Aid – this is the utility aid payment listed on the front of the estimate (<i>sum of Lines 9, 14 and 15</i>)	\$0.00

Supplemental County and Municipal Aid

- Under state law, supplemental county and municipal aid paid to each county and municipality is determined by 2023 Wisconsin Act 12 (sec. 79.037, Wis. Stats.)
- For detailed information, review [county and municipal aid spreadsheet](#)

Supplemental County and Municipal Aid Calculation	
1. Prior year supplemental county and municipal aid	\$38,538.29
2. Increase due to sales tax revenue including adjustments (<i>district changes</i>)	\$886.38
3. Total Supplemental County and Municipal Aid (<i>sum of Lines 1 and 2</i>)	\$39,424.67

Expenditure Restraint Incentive Program

- Only municipalities are eligible to receive Expenditure Restraint Incentive Program (ERIP) payments
- Under state law, in 2025, each municipality will receive a payment that is equal to the amount of the payment received by the municipality in 2024 (sec. 79.05(4), Wis. Stats., from 2023 WI Act 12 – notwithstanding subs. (2) and (3))

Contact Information

If you have questions, contact us at lgs@wisconsin.gov, (608) 266-8618 or (608) 261-5167.



State of Wisconsin • DEPARTMENT OF REVENUE

DIVISION OF STATE AND LOCAL FINANCE • BUREAU OF LOCAL GOVERNMENT SERVICES • 2135 RIMROCK RD MADISON, WI 53713

Mailing Address:
PO Box 8971 #6-97
Madison WI 53708-8971
Fax: (608) 264-6887
lgs@wisconsin.gov

September 13, 2024

BRITTANY HALVORSON
VILLAGE OF BOYCEVILLE
PO BOX 368
BOYCEVILLE WI 54725

Notice of Shared Revenue – 2025 Original Estimate

Notice Information

The Wisconsin Department of Revenue (DOR) is providing the **estimated** shared revenue amounts your local government will receive in 2025 under current state law for county and municipal aid, supplemental county and municipal aid, utility aid and the expenditure restraint incentive program. This does not include adjustments, shown on the July and November payment notices.

District	VILLAGE OF BOYCEVILLE	County	DUNN	Co-muni code	17-106
-----------------	-----------------------	---------------	------	---------------------	--------

Estimate Information

For an explanation of each aid payment listed below, review the additional information in this notice.

2025 Original Estimate	
1. County and municipal aid	\$475,232.45
2. Utility aid	\$0.00
3. Supplemental county and municipal aid	\$95,060.77
4. Expenditure restraint incentive program	\$0.00
5. Total Estimated 2025 Payments (sum of Lines 1-4)	\$570,293.22

Payment Information

Your local government will receive two distributions in 2025 :

- July 28, 2025: 15% of Line 1, 2, and 3 and 100% of Line 4 (*shown above*)
- November 17, 2025: balance of your 2025 aid payments

County and Municipal Aid

Under state law, the county and municipal aid paid to each county and municipality must be equal to the amount determined in 2012 (sec. 79.036, Wis. Stats.) and adjusted for fallen protective services insurance reimbursement (sec. 79.036(4), Wis. Stats.).

County and Municipal Aid Calculation	
1. Prior year county and municipal aid	\$464,581.41
2. Increase due to sales tax revenue, including adjustments (<i>district changes</i>)	\$10,685.37
3. Fallen protective services insurance adjustment	-\$34.33
4. Fallen protective services insurance reimbursement (<i>reported to DOR</i>)	\$0.00
5. Total County and Municipal Aid (sum of Lines 1-4)	\$475,232.45

Utility Aid

- Under state law, utility aid is distributed to each county and municipality where tax-exempt utility property is located (sec. 79.04, Wis. Stats.)
- Utility companies report utility property information to DOR annually
- DOR uses the provided information to accurately calculate utility aid (*shown below*)

Utility Aid Calculation	
1. Net book value, <i>as of December 31, 2024 (including expected additions/retirements)</i>	\$0.00
2. Total net book value payment	\$0.00
3. Minimum payment	\$0.00
4. Megawatt capacity	0.0
5. Megawatt capacity payment	\$0.00
6. Closed/decommissioned production plant (phased down) payment	\$0.00
7. Subtotal (<i>sum of Lines 2, 3, 5 and 6</i>)	\$0.00
8. Population cap	\$466,225.00
9. Adjusted subtotal (<i>lesser of Line 7 or Line 8</i>)	\$0.00
10. Adjacent site incentive payment	\$0.00
11. Baseload incentive payment	\$0.00
12. Co-generation incentive payment	\$0.00
13. Alternative energy incentive payment	\$0.00
14. Total incentive payments (<i>sum of Lines 10 through 13</i>)	\$0.00
15. Spent nuclear fuel payment	\$0.00
16. Total Utility Aid – this is the utility aid payment listed on the front of the estimate (<i>sum of Lines 9, 14 and 15</i>)	\$0.00

Supplemental County and Municipal Aid

- Under state law, supplemental county and municipal aid paid to each county and municipality is determined by 2023 Wisconsin Act 12 (sec. 79.037, Wis. Stats.)
- For detailed information, review [county and municipal aid spreadsheet](#)

Supplemental County and Municipal Aid Calculation	
1. Prior year supplemental county and municipal aid	\$92,923.53
2. Increase due to sales tax revenue including adjustments (<i>district changes</i>)	\$2,137.24
3. Total Supplemental County and Municipal Aid (<i>sum of Lines 1 and 2</i>)	\$95,060.77

Expenditure Restraint Incentive Program

- Only municipalities are eligible to receive Expenditure Restraint Incentive Program (ERIP) payments
- Under state law, in 2025, each municipality will receive a payment that is equal to the amount of the payment received by the municipality in 2024 (sec. 79.05(4), Wis. Stats., from 2023 WI Act 12 – notwithstanding subs. (2) and (3))

Contact Information

If you have questions, contact us at lgs@wisconsin.gov, (608) 266-8618 or (608) 261-5167.



State of Wisconsin • DEPARTMENT OF REVENUE

DIVISION OF STATE AND LOCAL FINANCE • BUREAU OF LOCAL GOVERNMENT SERVICES • 2135 RIMROCK RD MADISON, WI 53713

Mailing Address:
PO Box 8971 #6-97
Madison WI 53708-8971
Fax: (608) 264-6887
lgs@wisconsin.gov

September 13, 2024

CARRIE JOHNSON
VILLAGE OF COLFAX
PO BOX 417
COLFAX WI 54730-0417

Notice of Shared Revenue – 2025 Original Estimate

Notice Information

The Wisconsin Department of Revenue (DOR) is providing the **estimated** shared revenue amounts your local government will receive in 2025 under current state law for county and municipal aid, supplemental county and municipal aid, utility aid and the expenditure restraint incentive program. This does not include adjustments, shown on the July and November payment notices.

District	VILLAGE OF COLFAX	County	DUNN	Co-muni code	17-111
-----------------	-------------------	---------------	------	---------------------	--------

Estimate Information

For an explanation of each aid payment listed below, review the additional information in this notice.

2025 Original Estimate	
1. County and municipal aid	\$282,590.35
2. Utility aid	\$0.00
3. Supplemental county and municipal aid	\$56,526.56
4. Expenditure restraint incentive program	\$14,989.69
5. Total Estimated 2025 Payments (sum of Lines 1-4)	\$354,106.60

Payment Information

Your local government will receive two distributions in 2025 :

- July 28, 2025: 15% of Line 1, 2, and 3 and 100% of Line 4 (*shown above*)
- November 17, 2025: balance of your 2025 aid payments

County and Municipal Aid

Under state law, the county and municipal aid paid to each county and municipality must be equal to the amount determined in 2012 (sec. 79.036, Wis. Stats.) and adjusted for fallen protective services insurance reimbursement (sec. 79.036(4), Wis. Stats.).

County and Municipal Aid Calculation	
1. Prior year county and municipal aid	\$276,256.86
2. Increase due to sales tax revenue, including adjustments (<i>district changes</i>)	\$6,353.91
3. Fallen protective services insurance adjustment	-\$20.42
4. Fallen protective services insurance reimbursement (<i>reported to DOR</i>)	\$0.00
5. Total County and Municipal Aid (sum of Lines 1-4)	\$282,590.35

Utility Aid

- Under state law, utility aid is distributed to each county and municipality where tax-exempt utility property is located (sec. 79.04, Wis. Stats.)
- Utility companies report utility property information to DOR annually
- DOR uses the provided information to accurately calculate utility aid (*shown below*)

Utility Aid Calculation	
1. Net book value, <i>as of December 31, 2024 (including expected additions/retirements)</i>	\$0.00
2. Total net book value payment	\$0.00
3. Minimum payment	\$0.00
4. Megawatt capacity	0.0
5. Megawatt capacity payment	\$0.00
6. Closed/decommissioned production plant (phased down) payment	\$0.00
7. Subtotal (<i>sum of Lines 2, 3, 5 and 6</i>)	\$0.00
8. Population cap	\$495,125.00
9. Adjusted subtotal (<i>lesser of Line 7 or Line 8</i>)	\$0.00
10. Adjacent site incentive payment	\$0.00
11. Baseload incentive payment	\$0.00
12. Co-generation incentive payment	\$0.00
13. Alternative energy incentive payment	\$0.00
14. Total incentive payments (<i>sum of Lines 10 through 13</i>)	\$0.00
15. Spent nuclear fuel payment	\$0.00
16. Total Utility Aid – this is the utility aid payment listed on the front of the estimate (<i>sum of Lines 9, 14 and 15</i>)	\$0.00

Supplemental County and Municipal Aid

- Under state law, supplemental county and municipal aid paid to each county and municipality is determined by 2023 Wisconsin Act 12 (sec. 79.037, Wis. Stats.)
- For detailed information, review [county and municipal aid spreadsheet](#)

Supplemental County and Municipal Aid Calculation	
1. Prior year supplemental county and municipal aid	\$55,255.68
2. Increase due to sales tax revenue including adjustments (<i>district changes</i>)	\$1,270.88
3. Total Supplemental County and Municipal Aid (<i>sum of Lines 1 and 2</i>)	\$56,526.56

Expenditure Restraint Incentive Program

- Only municipalities are eligible to receive Expenditure Restraint Incentive Program (ERIP) payments
- Under state law, in 2025, each municipality will receive a payment that is equal to the amount of the payment received by the municipality in 2024 (sec. 79.05(4), Wis. Stats., from 2023 WI Act 12 – notwithstanding subs. (2) and (3))

Contact Information

If you have questions, contact us at lgs@wisconsin.gov, (608) 266-8618 or (608) 261-5167.



State of Wisconsin • DEPARTMENT OF REVENUE

DIVISION OF STATE AND LOCAL FINANCE • BUREAU OF LOCAL GOVERNMENT SERVICES • 2135 RIMROCK RD MADISON, WI 53713

Mailing Address:
PO Box 8971 #6-97
Madison WI 53708-8971
Fax: (608) 264-6887
lgs@wisconsin.gov

September 13, 2024

JENNIFER LAGERSTROM
VILLAGE OF DOWNING
402 MAIN STREET
DOWNING WI 54734

Notice of Shared Revenue – 2025 Original Estimate

Notice Information

The Wisconsin Department of Revenue (DOR) is providing the **estimated** shared revenue amounts your local government will receive in 2025 under current state law for county and municipal aid, supplemental county and municipal aid, utility aid and the expenditure restraint incentive program. This does not include adjustments, shown on the July and November payment notices.

District	VILLAGE OF DOWNING	County	DUNN	Co-muni code	17-116
-----------------	--------------------	---------------	------	---------------------	--------

Estimate Information

For an explanation of each aid payment listed below, review the additional information in this notice.

2025 Original Estimate	
1. County and municipal aid	\$23,617.26
2. Utility aid	\$0.00
3. Supplemental county and municipal aid	\$34,696.95
4. Expenditure restraint incentive program	\$0.00
5. Total Estimated 2025 Payments (sum of Lines 1-4)	\$58,314.21

Payment Information

Your local government will receive two distributions in 2025 :

- July 28, 2025: 15% of Line 1, 2, and 3 and 100% of Line 4 (*shown above*)
- November 17, 2025: balance of your 2025 aid payments

County and Municipal Aid

Under state law, the county and municipal aid paid to each county and municipality must be equal to the amount determined in 2012 (sec. 79.036, Wis. Stats.) and adjusted for fallen protective services insurance reimbursement (sec. 79.036(4), Wis. Stats.).

County and Municipal Aid Calculation	
1. Prior year county and municipal aid	\$23,087.95
2. Increase due to sales tax revenue, including adjustments (<i>district changes</i>)	\$531.02
3. Fallen protective services insurance adjustment	-\$1.71
4. Fallen protective services insurance reimbursement (<i>reported to DOR</i>)	\$0.00
5. Total County and Municipal Aid (sum of Lines 1-4)	\$23,617.26

Utility Aid

- Under state law, utility aid is distributed to each county and municipality where tax-exempt utility property is located (sec. 79.04, Wis. Stats.)
- Utility companies report utility property information to DOR annually
- DOR uses the provided information to accurately calculate utility aid (*shown below*)

Utility Aid Calculation	
1. Net book value, <i>as of December 31, 2024 (including expected additions/retirements)</i>	\$0.00
2. Total net book value payment	\$0.00
3. Minimum payment	\$0.00
4. Megawatt capacity	0.0
5. Megawatt capacity payment	\$0.00
6. Closed/decommissioned production plant (phased down) payment	\$0.00
7. Subtotal (<i>sum of Lines 2, 3, 5 and 6</i>)	\$0.00
8. Population cap	\$95,200.00
9. Adjusted subtotal (<i>lesser of Line 7 or Line 8</i>)	\$0.00
10. Adjacent site incentive payment	\$0.00
11. Baseload incentive payment	\$0.00
12. Co-generation incentive payment	\$0.00
13. Alternative energy incentive payment	\$0.00
14. Total incentive payments (<i>sum of Lines 10 through 13</i>)	\$0.00
15. Spent nuclear fuel payment	\$0.00
16. Total Utility Aid – this is the utility aid payment listed on the front of the estimate (<i>sum of Lines 9, 14 and 15</i>)	\$0.00

Supplemental County and Municipal Aid

- Under state law, supplemental county and municipal aid paid to each county and municipality is determined by 2023 Wisconsin Act 12 (sec. 79.037, Wis. Stats.)
- For detailed information, review [county and municipal aid spreadsheet](#)

Supplemental County and Municipal Aid Calculation	
1. Prior year supplemental county and municipal aid	\$33,916.86
2. Increase due to sales tax revenue including adjustments (<i>district changes</i>)	\$780.09
3. Total Supplemental County and Municipal Aid (<i>sum of Lines 1 and 2</i>)	\$34,696.95

Expenditure Restraint Incentive Program

- Only municipalities are eligible to receive Expenditure Restraint Incentive Program (ERIP) payments
- Under state law, in 2025, each municipality will receive a payment that is equal to the amount of the payment received by the municipality in 2024 (sec. 79.05(4), Wis. Stats., from 2023 WI Act 12 – notwithstanding subs. (2) and (3))

Contact Information

If you have questions, contact us at lgs@wisconsin.gov, (608) 266-8618 or (608) 261-5167.



State of Wisconsin • DEPARTMENT OF REVENUE

DIVISION OF STATE AND LOCAL FINANCE • BUREAU OF LOCAL GOVERNMENT SERVICES • 2135 RIMROCK RD MADISON, WI 53713

Mailing Address:
PO Box 8971 #6-97
Madison WI 53708-8971
Fax: (608) 264-6887
lgs@wisconsin.gov

September 13, 2024

KARIN WOLF
VILLAGE OF ELK MOUND
PO BOX 188
ELK MOUND WI 54739-0188

Notice of Shared Revenue – 2025 Original Estimate

Notice Information

The Wisconsin Department of Revenue (DOR) is providing the **estimated** shared revenue amounts your local government will receive in 2025 under current state law for county and municipal aid, supplemental county and municipal aid, utility aid and the expenditure restraint incentive program. This does not include adjustments, shown on the July and November payment notices.

District	VILLAGE OF ELK MOUND	County	DUNN	Co-muni code	17-121
-----------------	----------------------	---------------	------	---------------------	--------

Estimate Information

For an explanation of each aid payment listed below, review the additional information in this notice.

2025 Original Estimate	
1. County and municipal aid	\$231,365.14
2. Utility aid	\$1,889.11
3. Supplemental county and municipal aid	\$47,569.72
4. Expenditure restraint incentive program	\$6,964.86
5. Total Estimated 2025 Payments (sum of Lines 1-4)	\$287,788.83

Payment Information

Your local government will receive two distributions in 2025 :

- July 28, 2025: 15% of Line 1, 2, and 3 and 100% of Line 4 (*shown above*)
- November 17, 2025: balance of your 2025 aid payments

County and Municipal Aid

Under state law, the county and municipal aid paid to each county and municipality must be equal to the amount determined in 2012 (sec. 79.036, Wis. Stats.) and adjusted for fallen protective services insurance reimbursement (sec. 79.036(4), Wis. Stats.).

County and Municipal Aid Calculation	
1. Prior year county and municipal aid	\$226,179.73
2. Increase due to sales tax revenue, including adjustments (<i>district changes</i>)	\$5,202.13
3. Fallen protective services insurance adjustment	-\$16.72
4. Fallen protective services insurance reimbursement (<i>reported to DOR</i>)	\$0.00
5. Total County and Municipal Aid (sum of Lines 1-4)	\$231,365.14

Utility Aid

- Under state law, utility aid is distributed to each county and municipality where tax-exempt utility property is located (sec. 79.04, Wis. Stats.)
- Utility companies report utility property information to DOR annually
- DOR uses the provided information to accurately calculate utility aid (*shown below*)

Utility Aid Calculation	
1. Net book value, <i>as of December 31, 2024 (including expected additions/retirements)</i>	\$314,852.00
2. Total net book value payment	\$1,889.11
3. Minimum payment	\$0.00
4. Megawatt capacity	0.0
5. Megawatt capacity payment	\$0.00
6. Closed/decommissioned production plant (phased down) payment	\$0.00
7. Subtotal (<i>sum of Lines 2, 3, 5 and 6</i>)	\$1,889.11
8. Population cap	\$457,300.00
9. Adjusted subtotal (<i>lesser of Line 7 or Line 8</i>)	\$1,889.11
10. Adjacent site incentive payment	\$0.00
11. Baseload incentive payment	\$0.00
12. Co-generation incentive payment	\$0.00
13. Alternative energy incentive payment	\$0.00
14. Total incentive payments (<i>sum of Lines 10 through 13</i>)	\$0.00
15. Spent nuclear fuel payment	\$0.00
16. Total Utility Aid – this is the utility aid payment listed on the front of the estimate (<i>sum of Lines 9, 14 and 15</i>)	\$1,889.11

Supplemental County and Municipal Aid

- Under state law, supplemental county and municipal aid paid to each county and municipality is determined by 2023 Wisconsin Act 12 (sec. 79.037, Wis. Stats.)
- For detailed information, review [county and municipal aid spreadsheet](#)

Supplemental County and Municipal Aid Calculation	
1. Prior year supplemental county and municipal aid	\$46,500.22
2. Increase due to sales tax revenue including adjustments (<i>district changes</i>)	\$1,069.50
3. Total Supplemental County and Municipal Aid (<i>sum of Lines 1 and 2</i>)	\$47,569.72

Expenditure Restraint Incentive Program

- Only municipalities are eligible to receive Expenditure Restraint Incentive Program (ERIP) payments
- Under state law, in 2025, each municipality will receive a payment that is equal to the amount of the payment received by the municipality in 2024 (sec. 79.05(4), Wis. Stats., from 2023 WI Act 12 – notwithstanding subs. (2) and (3))

Contact Information

If you have questions, contact us at lgs@wisconsin.gov, (608) 266-8618 or (608) 261-5167.



State of Wisconsin • DEPARTMENT OF REVENUE

DIVISION OF STATE AND LOCAL FINANCE • BUREAU OF LOCAL GOVERNMENT SERVICES • 2135 RIMROCK RD MADISON, WI 53713

Mailing Address:
PO Box 8971 #6-97
Madison WI 53708-8971
Fax: (608) 264-6887
lgs@wisconsin.gov

September 13, 2024

MELISSA SCHULTZ
VILLAGE OF KNAPP
PO BOX 86
KNAPP WI 54749

Notice of Shared Revenue – 2025 Original Estimate

Notice Information

The Wisconsin Department of Revenue (DOR) is providing the **estimated** shared revenue amounts your local government will receive in 2025 under current state law for county and municipal aid, supplemental county and municipal aid, utility aid and the expenditure restraint incentive program. This does not include adjustments, shown on the July and November payment notices.

District	VILLAGE OF KNAPP	County	DUNN	Co-muni code	17-141
-----------------	------------------	---------------	------	---------------------	--------

Estimate Information

For an explanation of each aid payment listed below, review the additional information in this notice.

2025 Original Estimate	
1. County and municipal aid	\$124,214.37
2. Utility aid	\$0.00
3. Supplemental county and municipal aid	\$39,029.32
4. Expenditure restraint incentive program	\$0.00
5. Total Estimated 2025 Payments (sum of Lines 1-4)	\$163,243.69

Payment Information

Your local government will receive two distributions in 2025 :

- July 28, 2025: 15% of Line 1, 2, and 3 and 100% of Line 4 (*shown above*)
- November 17, 2025: balance of your 2025 aid payments

County and Municipal Aid

Under state law, the county and municipal aid paid to each county and municipality must be equal to the amount determined in 2012 (sec. 79.036, Wis. Stats.) and adjusted for fallen protective services insurance reimbursement (sec. 79.036(4), Wis. Stats.).

County and Municipal Aid Calculation	
1. Prior year county and municipal aid	\$121,430.44
2. Increase due to sales tax revenue, including adjustments (<i>district changes</i>)	\$2,792.90
3. Fallen protective services insurance adjustment	-\$8.97
4. Fallen protective services insurance reimbursement (<i>reported to DOR</i>)	\$0.00
5. Total County and Municipal Aid (sum of Lines 1-4)	\$124,214.37

Utility Aid

- Under state law, utility aid is distributed to each county and municipality where tax-exempt utility property is located (sec. 79.04, Wis. Stats.)
- Utility companies report utility property information to DOR annually
- DOR uses the provided information to accurately calculate utility aid (*shown below*)

Utility Aid Calculation	
1. Net book value, <i>as of December 31, 2024 (including expected additions/retirements)</i>	\$0.00
2. Total net book value payment	\$0.00
3. Minimum payment	\$0.00
4. Megawatt capacity	0.0
5. Megawatt capacity payment	\$0.00
6. Closed/decommissioned production plant (phased down) payment	\$0.00
7. Subtotal (<i>sum of Lines 2, 3, 5 and 6</i>)	\$0.00
8. Population cap	\$207,400.00
9. Adjusted subtotal (<i>lesser of Line 7 or Line 8</i>)	\$0.00
10. Adjacent site incentive payment	\$0.00
11. Baseload incentive payment	\$0.00
12. Co-generation incentive payment	\$0.00
13. Alternative energy incentive payment	\$0.00
14. Total incentive payments (<i>sum of Lines 10 through 13</i>)	\$0.00
15. Spent nuclear fuel payment	\$0.00
16. Total Utility Aid – this is the utility aid payment listed on the front of the estimate (<i>sum of Lines 9, 14 and 15</i>)	\$0.00

Supplemental County and Municipal Aid

- Under state law, supplemental county and municipal aid paid to each county and municipality is determined by 2023 Wisconsin Act 12 (sec. 79.037, Wis. Stats.)
- For detailed information, review [county and municipal aid spreadsheet](#)

Supplemental County and Municipal Aid Calculation	
1. Prior year supplemental county and municipal aid	\$38,151.83
2. Increase due to sales tax revenue including adjustments (<i>district changes</i>)	\$877.49
3. Total Supplemental County and Municipal Aid (<i>sum of Lines 1 and 2</i>)	\$39,029.32

Expenditure Restraint Incentive Program

- Only municipalities are eligible to receive Expenditure Restraint Incentive Program (ERIP) payments
- Under state law, in 2025, each municipality will receive a payment that is equal to the amount of the payment received by the municipality in 2024 (sec. 79.05(4), Wis. Stats., from 2023 WI Act 12 – notwithstanding subs. (2) and (3))

Contact Information

If you have questions, contact us at lgs@wisconsin.gov, (608) 266-8618 or (608) 261-5167.



State of Wisconsin • DEPARTMENT OF REVENUE

DIVISION OF STATE AND LOCAL FINANCE • BUREAU OF LOCAL GOVERNMENT SERVICES • 2135 RIMROCK RD MADISON, WI 53713

Mailing Address:
PO Box 8971 #6-97
Madison WI 53708-8971
Fax: (608) 264-6887
lgs@wisconsin.gov

September 13, 2024

KRISTIN HUSET
VILLAGE OF RIDGELAND
PO BOX 216
RIDGELAND WI 54763-0216

Notice of Shared Revenue – 2025 Original Estimate

Notice Information

The Wisconsin Department of Revenue (DOR) is providing the **estimated** shared revenue amounts your local government will receive in 2025 under current state law for county and municipal aid, supplemental county and municipal aid, utility aid and the expenditure restraint incentive program. This does not include adjustments, shown on the July and November payment notices.

District	VILLAGE OF RIDGELAND	County	DUNN	Co-muni code	17-176
-----------------	----------------------	---------------	------	---------------------	--------

Estimate Information

For an explanation of each aid payment listed below, review the additional information in this notice.

2025 Original Estimate	
1. County and municipal aid	\$67,626.29
2. Utility aid	\$0.00
3. Supplemental county and municipal aid	\$35,126.80
4. Expenditure restraint incentive program	\$0.00
5. Total Estimated 2025 Payments (sum of Lines 1-4)	\$102,753.09

Payment Information

Your local government will receive two distributions in 2025 :

- July 28, 2025: 15% of Line 1, 2, and 3 and 100% of Line 4 (*shown above*)
- November 17, 2025: balance of your 2025 aid payments

County and Municipal Aid

Under state law, the county and municipal aid paid to each county and municipality must be equal to the amount determined in 2012 (sec. 79.036, Wis. Stats.) and adjusted for fallen protective services insurance reimbursement (sec. 79.036(4), Wis. Stats.).

County and Municipal Aid Calculation	
1. Prior year county and municipal aid	\$66,110.64
2. Increase due to sales tax revenue, including adjustments (<i>district changes</i>)	\$1,520.54
3. Fallen protective services insurance adjustment	-\$4.89
4. Fallen protective services insurance reimbursement (<i>reported to DOR</i>)	\$0.00
5. Total County and Municipal Aid (sum of Lines 1-4)	\$67,626.29

Utility Aid

- Under state law, utility aid is distributed to each county and municipality where tax-exempt utility property is located (sec. 79.04, Wis. Stats.)
- Utility companies report utility property information to DOR annually
- DOR uses the provided information to accurately calculate utility aid (*shown below*)

Utility Aid Calculation	
1. Net book value, <i>as of December 31, 2024 (including expected additions/retirements)</i>	\$0.00
2. Total net book value payment	\$0.00
3. Minimum payment	\$0.00
4. Megawatt capacity	0.0
5. Megawatt capacity payment	\$0.00
6. Closed/decommissioned production plant (phased down) payment	\$0.00
7. Subtotal (<i>sum of Lines 2, 3, 5 and 6</i>)	\$0.00
8. Population cap	\$110,075.00
9. Adjusted subtotal (<i>lesser of Line 7 or Line 8</i>)	\$0.00
10. Adjacent site incentive payment	\$0.00
11. Baseload incentive payment	\$0.00
12. Co-generation incentive payment	\$0.00
13. Alternative energy incentive payment	\$0.00
14. Total incentive payments (<i>sum of Lines 10 through 13</i>)	\$0.00
15. Spent nuclear fuel payment	\$0.00
16. Total Utility Aid – this is the utility aid payment listed on the front of the estimate (<i>sum of Lines 9, 14 and 15</i>)	\$0.00

Supplemental County and Municipal Aid

- Under state law, supplemental county and municipal aid paid to each county and municipality is determined by 2023 Wisconsin Act 12 (sec. 79.037, Wis. Stats.)
- For detailed information, review [county and municipal aid spreadsheet](#)

Supplemental County and Municipal Aid Calculation	
1. Prior year supplemental county and municipal aid	\$34,337.05
2. Increase due to sales tax revenue including adjustments (<i>district changes</i>)	\$789.75
3. Total Supplemental County and Municipal Aid (<i>sum of Lines 1 and 2</i>)	\$35,126.80

Expenditure Restraint Incentive Program

- Only municipalities are eligible to receive Expenditure Restraint Incentive Program (ERIP) payments
- Under state law, in 2025, each municipality will receive a payment that is equal to the amount of the payment received by the municipality in 2024 (sec. 79.05(4), Wis. Stats., from 2023 WI Act 12 – notwithstanding subs. (2) and (3))

Contact Information

If you have questions, contact us at lgs@wisconsin.gov, (608) 266-8618 or (608) 261-5167.



State of Wisconsin • DEPARTMENT OF REVENUE

DIVISION OF STATE AND LOCAL FINANCE • BUREAU OF LOCAL GOVERNMENT SERVICES • 2135 RIMROCK RD MADISON, WI 53713

Mailing Address:
PO Box 8971 #6-97
Madison WI 53708-8971
Fax: (608) 264-6887
lgs@wisconsin.gov

September 13, 2024

DONALD KNUTSON
VILLAGE OF WHEELER
PO BOX 16
WHEELER WI 54772-0016

Notice of Shared Revenue – 2025 Original Estimate

Notice Information

The Wisconsin Department of Revenue (DOR) is providing the **estimated** shared revenue amounts your local government will receive in 2025 under current state law for county and municipal aid, supplemental county and municipal aid, utility aid and the expenditure restraint incentive program. This does not include adjustments, shown on the July and November payment notices.

District	VILLAGE OF WHEELER	County	DUNN	Co-muni code	17-191
-----------------	--------------------	---------------	------	---------------------	--------

Estimate Information

For an explanation of each aid payment listed below, review the additional information in this notice.

2025 Original Estimate	
1. County and municipal aid	\$123,816.47
2. Utility aid	\$0.00
3. Supplemental county and municipal aid	\$36,347.54
4. Expenditure restraint incentive program	\$0.00
5. Total Estimated 2025 Payments (sum of Lines 1-4)	\$160,164.01

Payment Information

Your local government will receive two distributions in 2025 :

- July 28, 2025: 15% of Line 1, 2, and 3 and 100% of Line 4 (*shown above*)
- November 17, 2025: balance of your 2025 aid payments

County and Municipal Aid

Under state law, the county and municipal aid paid to each county and municipality must be equal to the amount determined in 2012 (sec. 79.036, Wis. Stats.) and adjusted for fallen protective services insurance reimbursement (sec. 79.036(4), Wis. Stats.).

County and Municipal Aid Calculation	
1. Prior year county and municipal aid	\$121,041.47
2. Increase due to sales tax revenue, including adjustments (<i>district changes</i>)	\$2,783.95
3. Fallen protective services insurance adjustment	-\$8.95
4. Fallen protective services insurance reimbursement (<i>reported to DOR</i>)	\$0.00
5. Total County and Municipal Aid (sum of Lines 1-4)	\$123,816.47

Utility Aid

- Under state law, utility aid is distributed to each county and municipality where tax-exempt utility property is located (sec. 79.04, Wis. Stats.)
- Utility companies report utility property information to DOR annually
- DOR uses the provided information to accurately calculate utility aid (*shown below*)

Utility Aid Calculation	
1. Net book value, <i>as of December 31, 2024 (including expected additions/retirements)</i>	\$0.00
2. Total net book value payment	\$0.00
3. Minimum payment	\$0.00
4. Megawatt capacity	0.0
5. Megawatt capacity payment	\$0.00
6. Closed/decommissioned production plant (phased down) payment	\$0.00
7. Subtotal (<i>sum of Lines 2, 3, 5 and 6</i>)	\$0.00
8. Population cap	\$137,700.00
9. Adjusted subtotal (<i>lesser of Line 7 or Line 8</i>)	\$0.00
10. Adjacent site incentive payment	\$0.00
11. Baseload incentive payment	\$0.00
12. Co-generation incentive payment	\$0.00
13. Alternative energy incentive payment	\$0.00
14. Total incentive payments (<i>sum of Lines 10 through 13</i>)	\$0.00
15. Spent nuclear fuel payment	\$0.00
16. Total Utility Aid – this is the utility aid payment listed on the front of the estimate (<i>sum of Lines 9, 14 and 15</i>)	\$0.00

Supplemental County and Municipal Aid

- Under state law, supplemental county and municipal aid paid to each county and municipality is determined by 2023 Wisconsin Act 12 (sec. 79.037, Wis. Stats.)
- For detailed information, review [county and municipal aid spreadsheet](#)

Supplemental County and Municipal Aid Calculation	
1. Prior year supplemental county and municipal aid	\$35,530.34
2. Increase due to sales tax revenue including adjustments (<i>district changes</i>)	\$817.20
3. Total Supplemental County and Municipal Aid (<i>sum of Lines 1 and 2</i>)	\$36,347.54

Expenditure Restraint Incentive Program

- Only municipalities are eligible to receive Expenditure Restraint Incentive Program (ERIP) payments
- Under state law, in 2025, each municipality will receive a payment that is equal to the amount of the payment received by the municipality in 2024 (sec. 79.05(4), Wis. Stats., from 2023 WI Act 12 – notwithstanding subs. (2) and (3))

Contact Information

If you have questions, contact us at lgs@wisconsin.gov, (608) 266-8618 or (608) 261-5167.



State of Wisconsin • DEPARTMENT OF REVENUE

DIVISION OF STATE AND LOCAL FINANCE • BUREAU OF LOCAL GOVERNMENT SERVICES • 2135 RIMROCK RD MADISON, WI 53713

Mailing Address:
PO Box 8971 #6-97
Madison WI 53708-8971
Fax: (608) 264-6887
lgs@wisconsin.gov

September 13, 2024

CATHERINE MARTIN
CITY OF MENOMONIE
800 WILSON AVE, ROOM 103
MENOMONIE WI 54751-2734

Notice of Shared Revenue – 2025 Original Estimate

Notice Information

The Wisconsin Department of Revenue (DOR) is providing the **estimated** shared revenue amounts your local government will receive in 2025 under current state law for county and municipal aid, supplemental county and municipal aid, utility aid and the expenditure restraint incentive program. This does not include adjustments, shown on the July and November payment notices.

District	CITY OF MENOMONIE	County	DUNN	Co-muni code	17-251
-----------------	-------------------	---------------	------	---------------------	--------

Estimate Information

For an explanation of each aid payment listed below, review the additional information in this notice.

2025 Original Estimate	
1. County and municipal aid	\$3,246,488.03
2. Utility aid	\$133,386.77
3. Supplemental county and municipal aid	\$790,436.25
4. Expenditure restraint incentive program	\$41,493.74
5. Total Estimated 2025 Payments (sum of Lines 1-4)	\$4,211,804.79

Payment Information

Your local government will receive two distributions in 2025 :

- July 28, 2025: 15% of Line 1, 2, and 3 and 100% of Line 4 (*shown above*)
- November 17, 2025: balance of your 2025 aid payments

County and Municipal Aid

Under state law, the county and municipal aid paid to each county and municipality must be equal to the amount determined in 2012 (sec. 79.036, Wis. Stats.) and adjusted for fallen protective services insurance reimbursement (sec. 79.036(4), Wis. Stats.).

County and Municipal Aid Calculation	
1. Prior year county and municipal aid	\$3,173,726.86
2. Increase due to sales tax revenue, including adjustments (<i>district changes</i>)	\$72,995.72
3. Fallen protective services insurance adjustment	-\$234.55
4. Fallen protective services insurance reimbursement (<i>reported to DOR</i>)	\$0.00
5. Total County and Municipal Aid (sum of Lines 1-4)	\$3,246,488.03

Utility Aid

- Under state law, utility aid is distributed to each county and municipality where tax-exempt utility property is located (sec. 79.04, Wis. Stats.)
- Utility companies report utility property information to DOR annually
- DOR uses the provided information to accurately calculate utility aid (*shown below*)

Utility Aid Calculation	
1. Net book value, <i>as of December 31, 2024 (including expected additions/retirements)</i>	\$19,681,128.00
2. Total net book value payment	\$118,086.77
3. Minimum payment	\$0.00
4. Megawatt capacity	5.4
5. Megawatt capacity payment	\$7,200.00
6. Closed/decommissioned production plant (phased down) payment	\$0.00
7. Subtotal (<i>sum of Lines 2, 3, 5 and 6</i>)	\$125,286.77
8. Population cap	\$7,122,150.00
9. Adjusted subtotal (<i>lesser of Line 7 or Line 8</i>)	\$125,286.77
10. Adjacent site incentive payment	\$0.00
11. Baseload incentive payment	\$0.00
12. Co-generation incentive payment	\$0.00
13. Alternative energy incentive payment	\$8,100.00
14. Total incentive payments (<i>sum of Lines 10 through 13</i>)	\$8,100.00
15. Spent nuclear fuel payment	\$0.00
16. Total Utility Aid – this is the utility aid payment listed on the front of the estimate (<i>sum of Lines 9, 14 and 15</i>)	\$133,386.77

Supplemental County and Municipal Aid

- Under state law, supplemental county and municipal aid paid to each county and municipality is determined by 2023 Wisconsin Act 12 (sec. 79.037, Wis. Stats.)
- For detailed information, review [county and municipal aid spreadsheet](#)

Supplemental County and Municipal Aid Calculation	
1. Prior year supplemental county and municipal aid	\$772,664.96
2. Increase due to sales tax revenue including adjustments (<i>district changes</i>)	\$17,771.29
3. Total Supplemental County and Municipal Aid (<i>sum of Lines 1 and 2</i>)	\$790,436.25

Expenditure Restraint Incentive Program

- Only municipalities are eligible to receive Expenditure Restraint Incentive Program (ERIP) payments
- Under state law, in 2025, each municipality will receive a payment that is equal to the amount of the payment received by the municipality in 2024 (sec. 79.05(4), Wis. Stats., from 2023 WI Act 12 – notwithstanding subs. (2) and (3))

Contact Information

If you have questions, contact us at lgs@wisconsin.gov, (608) 266-8618 or (608) 261-5167.



State of Wisconsin • DEPARTMENT OF REVENUE

DIVISION OF STATE AND LOCAL FINANCE • BUREAU OF LOCAL GOVERNMENT SERVICES • 2135 RIMROCK RD MADISON, WI 53713

Mailing Address:
PO Box 8971 #6-97
Madison WI 53708-8971
Fax: (608) 264-6887
lgs@wisconsin.gov

September 13, 2024

ANDREW MERCIL
COUNTY OF DUNN
3001 US HWY 12 EAST STE. 102B
MENOMONIE WI 54751-2734

Notice of Shared Revenue – 2025 Original Estimate

Notice Information

The Wisconsin Department of Revenue (DOR) is providing the **estimated** shared revenue amounts your local government will receive in 2025 under current state law for county and municipal aid, supplemental county and municipal aid, utility aid and the expenditure restraint incentive program. This does not include adjustments, shown on the July and November payment notices.

District	COUNTY OF DUNN	County	DUNN	Co-muni code	17-999
-----------------	----------------	---------------	------	---------------------	--------

Estimate Information

For an explanation of each aid payment listed below, review the additional information in this notice.

2025 Original Estimate	
1. County and municipal aid	\$2,263,053.58
2. Utility aid	\$238,768.15
3. Supplemental county and municipal aid	\$1,030,948.12
4. Expenditure restraint incentive program	\$0.00
5. Total Estimated 2025 Payments (sum of Lines 1-4)	\$3,532,769.85

Payment Information

Your local government will receive two distributions in 2025 :

- July 28, 2025: 15% of Line 1, 2, and 3 and 100% of Line 4 (*shown above*)
- November 17, 2025: balance of your 2025 aid payments

County and Municipal Aid

Under state law, the county and municipal aid paid to each county and municipality must be equal to the amount determined in 2012 (sec. 79.036, Wis. Stats.) and adjusted for fallen protective services insurance reimbursement (sec. 79.036(4), Wis. Stats.).

County and Municipal Aid Calculation	
1. Prior year county and municipal aid	\$2,212,333.41
2. Increase due to sales tax revenue, including adjustments (<i>district changes</i>)	\$50,883.67
3. Fallen protective services insurance adjustment	-\$163.50
4. Fallen protective services insurance reimbursement (<i>reported to DOR</i>)	\$0.00
5. Total County and Municipal Aid (sum of Lines 1-4)	\$2,263,053.58

Utility Aid

- Under state law, utility aid is distributed to each county and municipality where tax-exempt utility property is located (sec. 79.04, Wis. Stats.)
- Utility companies report utility property information to DOR annually
- DOR uses the provided information to accurately calculate utility aid (*shown below*)

Utility Aid Calculation	
1. Net book value, as of December 31, 2024 (including expected additions/retirements)	\$47,842,682.00
2. Total net book value payment	\$227,068.15
3. Minimum payment	\$0.00
4. Megawatt capacity	5.4
5. Megawatt capacity payment	\$3,600.00
6. Closed/decommissioned production plant (phased down) payment	\$0.00
7. Subtotal (sum of Lines 2, 3, 5 and 6)	\$230,668.15
8. Population cap	\$5,750,875.00
9. Adjusted subtotal (lesser of Line 7 or Line 8)	\$230,668.15
10. Adjacent site incentive payment	\$0.00
11. Baseload incentive payment	\$0.00
12. Co-generation incentive payment	\$0.00
13. Alternative energy incentive payment	\$8,100.00
14. Total incentive payments (sum of Lines 10 through 13)	\$8,100.00
15. Spent nuclear fuel payment	\$0.00
16. Total Utility Aid – this is the utility aid payment listed on the front of the estimate (sum of Lines 9, 14 and 15)	\$238,768.15

Supplemental County and Municipal Aid

- Under state law, supplemental county and municipal aid paid to each county and municipality is determined by 2023 Wisconsin Act 12 (sec. 79.037, Wis. Stats.)
- For detailed information, review [county and municipal aid spreadsheet](#)

Supplemental County and Municipal Aid Calculation	
1. Prior year supplemental county and municipal aid	\$1,007,769.42
2. Increase due to sales tax revenue including adjustments (<i>district changes</i>)	\$23,178.70
3. Total Supplemental County and Municipal Aid (sum of Lines 1 and 2)	\$1,030,948.12

Expenditure Restraint Incentive Program

- Only municipalities are eligible to receive Expenditure Restraint Incentive Program (ERIP) payments
- Under state law, in 2025, each municipality will receive a payment that is equal to the amount of the payment received by the municipality in 2024 (sec. 79.05(4), Wis. Stats., from 2023 WI Act 12 – notwithstanding subs. (2) and (3))

Contact Information

If you have questions, contact us at lgs@wisconsin.gov, (608) 266-8618 or (608) 261-5167.



State of Wisconsin • DEPARTMENT OF REVENUE

DIVISION OF STATE AND LOCAL FINANCE • BUREAU OF LOCAL GOVERNMENT SERVICES • 2135 RIMROCK RD MADISON, WI 53713

Mailing Address:
PO Box 8971 #6-97
Madison WI 53708-8971
Fax: (608) 264-6887
lgs@wisconsin.gov

September 13, 2024

ELIZABETH PETTIS
TOWN OF BRIDGE CREEK
PO BOX 464, S9515 STATE RD 27
AUGUSTA WI 54722-0464

Notice of Shared Revenue – 2025 Original Estimate

Notice Information

The Wisconsin Department of Revenue (DOR) is providing the **estimated** shared revenue amounts your local government will receive in 2025 under current state law for county and municipal aid, supplemental county and municipal aid, utility aid and the expenditure restraint incentive program. This does not include adjustments, shown on the July and November payment notices.

District	TOWN OF BRIDGE CREEK	County	EAU CLAIRE	Co-muni code	18-002
-----------------	----------------------	---------------	------------	---------------------	--------

Estimate Information

For an explanation of each aid payment listed below, review the additional information in this notice.

2025 Original Estimate	
1. County and municipal aid	\$75,777.26
2. Utility aid	\$2,214.51
3. Supplemental county and municipal aid	\$69,077.57
4. Expenditure restraint incentive program	\$0.00
5. Total Estimated 2025 Payments (sum of Lines 1-4)	\$147,069.34

Payment Information

Your local government will receive two distributions in 2025 :

- July 28, 2025: 15% of Line 1, 2, and 3 and 100% of Line 4 (*shown above*)
- November 17, 2025: balance of your 2025 aid payments

County and Municipal Aid

Under state law, the county and municipal aid paid to each county and municipality must be equal to the amount determined in 2012 (sec. 79.036, Wis. Stats.) and adjusted for fallen protective services insurance reimbursement (sec. 79.036(4), Wis. Stats.).

County and Municipal Aid Calculation	
1. Prior year county and municipal aid	\$74,078.92
2. Increase due to sales tax revenue, including adjustments (<i>district changes</i>)	\$1,703.81
3. Fallen protective services insurance adjustment	-\$5.47
4. Fallen protective services insurance reimbursement (<i>reported to DOR</i>)	\$0.00
5. Total County and Municipal Aid (sum of Lines 1-4)	\$75,777.26

Utility Aid

- Under state law, utility aid is distributed to each county and municipality where tax-exempt utility property is located (sec. 79.04, Wis. Stats.)
- Utility companies report utility property information to DOR annually
- DOR uses the provided information to accurately calculate utility aid (*shown below*)

Utility Aid Calculation	
1. Net book value, <i>as of December 31, 2024 (including expected additions/retirements)</i>	\$738,170.00
2. Total net book value payment	\$2,214.51
3. Minimum payment	\$0.00
4. Megawatt capacity	0.0
5. Megawatt capacity payment	\$0.00
6. Closed/decommissioned production plant (phased down) payment	\$0.00
7. Subtotal (<i>sum of Lines 2, 3, 5 and 6</i>)	\$2,214.51
8. Population cap	\$966,875.00
9. Adjusted subtotal (<i>lesser of Line 7 or Line 8</i>)	\$2,214.51
10. Adjacent site incentive payment	\$0.00
11. Baseload incentive payment	\$0.00
12. Co-generation incentive payment	\$0.00
13. Alternative energy incentive payment	\$0.00
14. Total incentive payments (<i>sum of Lines 10 through 13</i>)	\$0.00
15. Spent nuclear fuel payment	\$0.00
16. Total Utility Aid – this is the utility aid payment listed on the front of the estimate (<i>sum of Lines 9, 14 and 15</i>)	\$2,214.51

Supplemental County and Municipal Aid

- Under state law, supplemental county and municipal aid paid to each county and municipality is determined by 2023 Wisconsin Act 12 (sec. 79.037, Wis. Stats.)
- For detailed information, review [county and municipal aid spreadsheet](#)

Supplemental County and Municipal Aid Calculation	
1. Prior year supplemental county and municipal aid	\$67,524.51
2. Increase due to sales tax revenue including adjustments (<i>district changes</i>)	\$1,553.06
3. Total Supplemental County and Municipal Aid (<i>sum of Lines 1 and 2</i>)	\$69,077.57

Expenditure Restraint Incentive Program

- Only municipalities are eligible to receive Expenditure Restraint Incentive Program (ERIP) payments
- Under state law, in 2025, each municipality will receive a payment that is equal to the amount of the payment received by the municipality in 2024 (sec. 79.05(4), Wis. Stats., from 2023 WI Act 12 – notwithstanding subs. (2) and (3))

Contact Information

If you have questions, contact us at lgs@wisconsin.gov, (608) 266-8618 or (608) 261-5167.



State of Wisconsin • DEPARTMENT OF REVENUE

DIVISION OF STATE AND LOCAL FINANCE • BUREAU OF LOCAL GOVERNMENT SERVICES • 2135 RIMROCK RD MADISON, WI 53713

Mailing Address:
PO Box 8971 #6-97
Madison WI 53708-8971
Fax: (608) 264-6887
lgs@wisconsin.gov

September 13, 2024

DEBRA GRINDE
TOWN OF BRUNSWICK
W6335 SPEHLE RD
EAU CLAIRE WI 54701

Notice of Shared Revenue – 2025 Original Estimate

Notice Information

The Wisconsin Department of Revenue (DOR) is providing the **estimated** shared revenue amounts your local government will receive in 2025 under current state law for county and municipal aid, supplemental county and municipal aid, utility aid and the expenditure restraint incentive program. This does not include adjustments, shown on the July and November payment notices.

District	TOWN OF BRUNSWICK	County	EAU CLAIRE	Co-muni code	18-004
-----------------	-------------------	---------------	------------	---------------------	--------

Estimate Information

For an explanation of each aid payment listed below, review the additional information in this notice.

2025 Original Estimate	
1. County and municipal aid	\$54,164.18
2. Utility aid	\$1,074.89
3. Supplemental county and municipal aid	\$64,771.84
4. Expenditure restraint incentive program	\$0.00
5. Total Estimated 2025 Payments (sum of Lines 1-4)	\$120,010.91

Payment Information

Your local government will receive two distributions in 2025 :

- July 28, 2025: 15% of Line 1, 2, and 3 and 100% of Line 4 (*shown above*)
- November 17, 2025: balance of your 2025 aid payments

County and Municipal Aid

Under state law, the county and municipal aid paid to each county and municipality must be equal to the amount determined in 2012 (sec. 79.036, Wis. Stats.) and adjusted for fallen protective services insurance reimbursement (sec. 79.036(4), Wis. Stats.).

County and Municipal Aid Calculation	
1. Prior year county and municipal aid	\$52,950.24
2. Increase due to sales tax revenue, including adjustments (<i>district changes</i>)	\$1,217.85
3. Fallen protective services insurance adjustment	-\$3.91
4. Fallen protective services insurance reimbursement (<i>reported to DOR</i>)	\$0.00
5. Total County and Municipal Aid (sum of Lines 1-4)	\$54,164.18

Utility Aid

- Under state law, utility aid is distributed to each county and municipality where tax-exempt utility property is located (sec. 79.04, Wis. Stats.)
- Utility companies report utility property information to DOR annually
- DOR uses the provided information to accurately calculate utility aid (*shown below*)

Utility Aid Calculation	
1. Net book value, <i>as of December 31, 2024 (including expected additions/retirements)</i>	\$358,297.00
2. Total net book value payment	\$1,074.89
3. Minimum payment	\$0.00
4. Megawatt capacity	0.0
5. Megawatt capacity payment	\$0.00
6. Closed/decommissioned production plant (phased down) payment	\$0.00
7. Subtotal (<i>sum of Lines 2, 3, 5 and 6</i>)	\$1,074.89
8. Population cap	\$850,000.00
9. Adjusted subtotal (<i>lesser of Line 7 or Line 8</i>)	\$1,074.89
10. Adjacent site incentive payment	\$0.00
11. Baseload incentive payment	\$0.00
12. Co-generation incentive payment	\$0.00
13. Alternative energy incentive payment	\$0.00
14. Total incentive payments (<i>sum of Lines 10 through 13</i>)	\$0.00
15. Spent nuclear fuel payment	\$0.00
16. Total Utility Aid – this is the utility aid payment listed on the front of the estimate (<i>sum of Lines 9, 14 and 15</i>)	\$1,074.89

Supplemental County and Municipal Aid

- Under state law, supplemental county and municipal aid paid to each county and municipality is determined by 2023 Wisconsin Act 12 (sec. 79.037, Wis. Stats.)
- For detailed information, review [county and municipal aid spreadsheet](#)

Supplemental County and Municipal Aid Calculation	
1. Prior year supplemental county and municipal aid	\$63,315.58
2. Increase due to sales tax revenue including adjustments (<i>district changes</i>)	\$1,456.26
3. Total Supplemental County and Municipal Aid (<i>sum of Lines 1 and 2</i>)	\$64,771.84

Expenditure Restraint Incentive Program

- Only municipalities are eligible to receive Expenditure Restraint Incentive Program (ERIP) payments
- Under state law, in 2025, each municipality will receive a payment that is equal to the amount of the payment received by the municipality in 2024 (sec. 79.05(4), Wis. Stats., from 2023 WI Act 12 – notwithstanding subs. (2) and (3))

Contact Information

If you have questions, contact us at lgs@wisconsin.gov, (608) 266-8618 or (608) 261-5167.



State of Wisconsin • DEPARTMENT OF REVENUE

DIVISION OF STATE AND LOCAL FINANCE • BUREAU OF LOCAL GOVERNMENT SERVICES • 2135 RIMROCK RD MADISON, WI 53713

Mailing Address:
PO Box 8971 #6-97
Madison WI 53708-8971
Fax: (608) 264-6887
lgs@wisconsin.gov

September 13, 2024

CARMEN DUNHAM
TOWN OF CLEAR CREEK
S12455 N RAVEN RD
STRUM WI 54770-9417

Notice of Shared Revenue – 2025 Original Estimate

Notice Information

The Wisconsin Department of Revenue (DOR) is providing the **estimated** shared revenue amounts your local government will receive in 2025 under current state law for county and municipal aid, supplemental county and municipal aid, utility aid and the expenditure restraint incentive program. This does not include adjustments, shown on the July and November payment notices.

District	TOWN OF CLEAR CREEK	County	EAU CLAIRE	Co-muni code	18-006
-----------------	---------------------	---------------	------------	---------------------	--------

Estimate Information

For an explanation of each aid payment listed below, review the additional information in this notice.

2025 Original Estimate	
1. County and municipal aid	\$35,837.22
2. Utility aid	\$0.00
3. Supplemental county and municipal aid	\$44,047.67
4. Expenditure restraint incentive program	\$0.00
5. Total Estimated 2025 Payments (sum of Lines 1-4)	\$79,884.89

Payment Information

Your local government will receive two distributions in 2025 :

- July 28, 2025: 15% of Line 1, 2, and 3 and 100% of Line 4 (*shown above*)
- November 17, 2025: balance of your 2025 aid payments

County and Municipal Aid

Under state law, the county and municipal aid paid to each county and municipality must be equal to the amount determined in 2012 (sec. 79.036, Wis. Stats.) and adjusted for fallen protective services insurance reimbursement (sec. 79.036(4), Wis. Stats.).

County and Municipal Aid Calculation	
1. Prior year county and municipal aid	\$35,034.03
2. Increase due to sales tax revenue, including adjustments (<i>district changes</i>)	\$805.78
3. Fallen protective services insurance adjustment	-\$2.59
4. Fallen protective services insurance reimbursement (<i>reported to DOR</i>)	\$0.00
5. Total County and Municipal Aid (sum of Lines 1-4)	\$35,837.22

Utility Aid

- Under state law, utility aid is distributed to each county and municipality where tax-exempt utility property is located (sec. 79.04, Wis. Stats.)
- Utility companies report utility property information to DOR annually
- DOR uses the provided information to accurately calculate utility aid (*shown below*)

Utility Aid Calculation	
1. Net book value, <i>as of December 31, 2024 (including expected additions/retirements)</i>	\$0.00
2. Total net book value payment	\$0.00
3. Minimum payment	\$0.00
4. Megawatt capacity	0.0
5. Megawatt capacity payment	\$0.00
6. Closed/decommissioned production plant (phased down) payment	\$0.00
7. Subtotal (<i>sum of Lines 2, 3, 5 and 6</i>)	\$0.00
8. Population cap	\$328,100.00
9. Adjusted subtotal (<i>lesser of Line 7 or Line 8</i>)	\$0.00
10. Adjacent site incentive payment	\$0.00
11. Baseload incentive payment	\$0.00
12. Co-generation incentive payment	\$0.00
13. Alternative energy incentive payment	\$0.00
14. Total incentive payments (<i>sum of Lines 10 through 13</i>)	\$0.00
15. Spent nuclear fuel payment	\$0.00
16. Total Utility Aid – this is the utility aid payment listed on the front of the estimate (<i>sum of Lines 9, 14 and 15</i>)	\$0.00

Supplemental County and Municipal Aid

- Under state law, supplemental county and municipal aid paid to each county and municipality is determined by 2023 Wisconsin Act 12 (sec. 79.037, Wis. Stats.)
- For detailed information, review [county and municipal aid spreadsheet](#)

Supplemental County and Municipal Aid Calculation	
1. Prior year supplemental county and municipal aid	\$43,057.35
2. Increase due to sales tax revenue including adjustments (<i>district changes</i>)	\$990.32
3. Total Supplemental County and Municipal Aid (<i>sum of Lines 1 and 2</i>)	\$44,047.67

Expenditure Restraint Incentive Program

- Only municipalities are eligible to receive Expenditure Restraint Incentive Program (ERIP) payments
- Under state law, in 2025, each municipality will receive a payment that is equal to the amount of the payment received by the municipality in 2024 (sec. 79.05(4), Wis. Stats., from 2023 WI Act 12 – notwithstanding subs. (2) and (3))

Contact Information

If you have questions, contact us at lgs@wisconsin.gov, (608) 266-8618 or (608) 261-5167.



State of Wisconsin • DEPARTMENT OF REVENUE

DIVISION OF STATE AND LOCAL FINANCE • BUREAU OF LOCAL GOVERNMENT SERVICES • 2135 RIMROCK RD MADISON, WI 53713

Mailing Address:
PO Box 8971 #6-97
Madison WI 53708-8971
Fax: (608) 264-6887
lgs@wisconsin.gov

September 13, 2024

MARK ZUBER
TOWN OF DRAMMEN
S12185 S OAK RD
ELEVA WI 54738

Notice of Shared Revenue – 2025 Original Estimate

Notice Information

The Wisconsin Department of Revenue (DOR) is providing the **estimated** shared revenue amounts your local government will receive in 2025 under current state law for county and municipal aid, supplemental county and municipal aid, utility aid and the expenditure restraint incentive program. This does not include adjustments, shown on the July and November payment notices.

District	TOWN OF DRAMMEN	County	EAU CLAIRE	Co-muni code	18-008
-----------------	-----------------	---------------	------------	---------------------	--------

Estimate Information

For an explanation of each aid payment listed below, review the additional information in this notice.

2025 Original Estimate	
1. County and municipal aid	\$24,097.64
2. Utility aid	\$661.17
3. Supplemental county and municipal aid	\$44,356.96
4. Expenditure restraint incentive program	\$0.00
5. Total Estimated 2025 Payments (sum of Lines 1-4)	\$69,115.77

Payment Information

Your local government will receive two distributions in 2025 :

- July 28, 2025: 15% of Line 1, 2, and 3 and 100% of Line 4 (*shown above*)
- November 17, 2025: balance of your 2025 aid payments

County and Municipal Aid

Under state law, the county and municipal aid paid to each county and municipality must be equal to the amount determined in 2012 (sec. 79.036, Wis. Stats.) and adjusted for fallen protective services insurance reimbursement (sec. 79.036(4), Wis. Stats.).

County and Municipal Aid Calculation	
1. Prior year county and municipal aid	\$23,557.56
2. Increase due to sales tax revenue, including adjustments (<i>district changes</i>)	\$541.82
3. Fallen protective services insurance adjustment	-\$1.74
4. Fallen protective services insurance reimbursement (<i>reported to DOR</i>)	\$0.00
5. Total County and Municipal Aid (sum of Lines 1-4)	\$24,097.64

Utility Aid

- Under state law, utility aid is distributed to each county and municipality where tax-exempt utility property is located (sec. 79.04, Wis. Stats.)
- Utility companies report utility property information to DOR annually
- DOR uses the provided information to accurately calculate utility aid (*shown below*)

Utility Aid Calculation	
1. Net book value, <i>as of December 31, 2024 (including expected additions/retirements)</i>	\$220,390.00
2. Total net book value payment	\$661.17
3. Minimum payment	\$0.00
4. Megawatt capacity	0.0
5. Megawatt capacity payment	\$0.00
6. Closed/decommissioned production plant (phased down) payment	\$0.00
7. Subtotal (<i>sum of Lines 2, 3, 5 and 6</i>)	\$661.17
8. Population cap	\$338,725.00
9. Adjusted subtotal (<i>lesser of Line 7 or Line 8</i>)	\$661.17
10. Adjacent site incentive payment	\$0.00
11. Baseload incentive payment	\$0.00
12. Co-generation incentive payment	\$0.00
13. Alternative energy incentive payment	\$0.00
14. Total incentive payments (<i>sum of Lines 10 through 13</i>)	\$0.00
15. Spent nuclear fuel payment	\$0.00
16. Total Utility Aid – this is the utility aid payment listed on the front of the estimate (<i>sum of Lines 9, 14 and 15</i>)	\$661.17

Supplemental County and Municipal Aid

- Under state law, supplemental county and municipal aid paid to each county and municipality is determined by 2023 Wisconsin Act 12 (sec. 79.037, Wis. Stats.)
- For detailed information, review [county and municipal aid spreadsheet](#)

Supplemental County and Municipal Aid Calculation	
1. Prior year supplemental county and municipal aid	\$43,359.69
2. Increase due to sales tax revenue including adjustments (<i>district changes</i>)	\$997.27
3. Total Supplemental County and Municipal Aid (<i>sum of Lines 1 and 2</i>)	\$44,356.96

Expenditure Restraint Incentive Program

- Only municipalities are eligible to receive Expenditure Restraint Incentive Program (ERIP) payments
- Under state law, in 2025, each municipality will receive a payment that is equal to the amount of the payment received by the municipality in 2024 (sec. 79.05(4), Wis. Stats., from 2023 WI Act 12 – notwithstanding subs. (2) and (3))

Contact Information

If you have questions, contact us at lgs@wisconsin.gov, (608) 266-8618 or (608) 261-5167.



State of Wisconsin • DEPARTMENT OF REVENUE

DIVISION OF STATE AND LOCAL FINANCE • BUREAU OF LOCAL GOVERNMENT SERVICES • 2135 RIMROCK RD MADISON, WI 53713

Mailing Address:
PO Box 8971 #6-97
Madison WI 53708-8971
Fax: (608) 264-6887
lgs@wisconsin.gov

September 13, 2024

ROZANNE TRACZEK
TOWN OF FAIRCHILD
E29266 TIOGA RD
FAIRCHILD WI 54741

Notice of Shared Revenue – 2025 Original Estimate

Notice Information

The Wisconsin Department of Revenue (DOR) is providing the **estimated** shared revenue amounts your local government will receive in 2025 under current state law for county and municipal aid, supplemental county and municipal aid, utility aid and the expenditure restraint incentive program. This does not include adjustments, shown on the July and November payment notices.

District	TOWN OF FAIRCHILD	County	EAU CLAIRE	Co-muni code	18-010
-----------------	-------------------	---------------	------------	---------------------	--------

Estimate Information

For an explanation of each aid payment listed below, review the additional information in this notice.

2025 Original Estimate	
1. County and municipal aid	\$30,029.85
2. Utility aid	\$3,390.37
3. Supplemental county and municipal aid	\$38,530.82
4. Expenditure restraint incentive program	\$0.00
5. Total Estimated 2025 Payments (sum of Lines 1-4)	\$71,951.04

Payment Information

Your local government will receive two distributions in 2025 :

- July 28, 2025: 15% of Line 1, 2, and 3 and 100% of Line 4 (*shown above*)
- November 17, 2025: balance of your 2025 aid payments

County and Municipal Aid

Under state law, the county and municipal aid paid to each county and municipality must be equal to the amount determined in 2012 (sec. 79.036, Wis. Stats.) and adjusted for fallen protective services insurance reimbursement (sec. 79.036(4), Wis. Stats.).

County and Municipal Aid Calculation	
1. Prior year county and municipal aid	\$29,356.81
2. Increase due to sales tax revenue, including adjustments (<i>district changes</i>)	\$675.21
3. Fallen protective services insurance adjustment	-\$2.17
4. Fallen protective services insurance reimbursement (<i>reported to DOR</i>)	\$0.00
5. Total County and Municipal Aid (sum of Lines 1-4)	\$30,029.85

Utility Aid

- Under state law, utility aid is distributed to each county and municipality where tax-exempt utility property is located (sec. 79.04, Wis. Stats.)
- Utility companies report utility property information to DOR annually
- DOR uses the provided information to accurately calculate utility aid (*shown below*)

Utility Aid Calculation	
1. Net book value, <i>as of December 31, 2024 (including expected additions/retirements)</i>	\$1,130,123.00
2. Total net book value payment	\$3,390.37
3. Minimum payment	\$0.00
4. Megawatt capacity	0.0
5. Megawatt capacity payment	\$0.00
6. Closed/decommissioned production plant (phased down) payment	\$0.00
7. Subtotal (<i>sum of Lines 2, 3, 5 and 6</i>)	\$3,390.37
8. Population cap	\$196,350.00
9. Adjusted subtotal (<i>lesser of Line 7 or Line 8</i>)	\$3,390.37
10. Adjacent site incentive payment	\$0.00
11. Baseload incentive payment	\$0.00
12. Co-generation incentive payment	\$0.00
13. Alternative energy incentive payment	\$0.00
14. Total incentive payments (<i>sum of Lines 10 through 13</i>)	\$0.00
15. Spent nuclear fuel payment	\$0.00
16. Total Utility Aid – this is the utility aid payment listed on the front of the estimate (<i>sum of Lines 9, 14 and 15</i>)	\$3,390.37

Supplemental County and Municipal Aid

- Under state law, supplemental county and municipal aid paid to each county and municipality is determined by 2023 Wisconsin Act 12 (sec. 79.037, Wis. Stats.)
- For detailed information, review [county and municipal aid spreadsheet](#)

Supplemental County and Municipal Aid Calculation	
1. Prior year supplemental county and municipal aid	\$37,664.54
2. Increase due to sales tax revenue including adjustments (<i>district changes</i>)	\$866.28
3. Total Supplemental County and Municipal Aid (<i>sum of Lines 1 and 2</i>)	\$38,530.82

Expenditure Restraint Incentive Program

- Only municipalities are eligible to receive Expenditure Restraint Incentive Program (ERIP) payments
- Under state law, in 2025, each municipality will receive a payment that is equal to the amount of the payment received by the municipality in 2024 (sec. 79.05(4), Wis. Stats., from 2023 WI Act 12 – notwithstanding subs. (2) and (3))

Contact Information

If you have questions, contact us at lgs@wisconsin.gov, (608) 266-8618 or (608) 261-5167.



State of Wisconsin • DEPARTMENT OF REVENUE

DIVISION OF STATE AND LOCAL FINANCE • BUREAU OF LOCAL GOVERNMENT SERVICES • 2135 RIMROCK RD MADISON, WI 53713

Mailing Address:
PO Box 8971 #6-97
Madison WI 53708-8971
Fax: (608) 264-6887
lgs@wisconsin.gov

September 13, 2024

SHERRI MCCORMICK
TOWN OF LINCOLN
S5705 COUNTY RD J
FALL CREEK WI 54742

Notice of Shared Revenue – 2025 Original Estimate

Notice Information

The Wisconsin Department of Revenue (DOR) is providing the **estimated** shared revenue amounts your local government will receive in 2025 under current state law for county and municipal aid, supplemental county and municipal aid, utility aid and the expenditure restraint incentive program. This does not include adjustments, shown on the July and November payment notices.

District	TOWN OF LINCOLN	County	EAU CLAIRE	Co-muni code	18-012
-----------------	-----------------	---------------	------------	---------------------	--------

Estimate Information

For an explanation of each aid payment listed below, review the additional information in this notice.

2025 Original Estimate	
1. County and municipal aid	\$49,185.65
2. Utility aid	\$2,091.54
3. Supplemental county and municipal aid	\$50,214.97
4. Expenditure restraint incentive program	\$0.00
5. Total Estimated 2025 Payments (sum of Lines 1-4)	\$101,492.16

Payment Information

Your local government will receive two distributions in 2025 :

- July 28, 2025: 15% of Line 1, 2, and 3 and 100% of Line 4 (*shown above*)
- November 17, 2025: balance of your 2025 aid payments

County and Municipal Aid

Under state law, the county and municipal aid paid to each county and municipality must be equal to the amount determined in 2012 (sec. 79.036, Wis. Stats.) and adjusted for fallen protective services insurance reimbursement (sec. 79.036(4), Wis. Stats.).

County and Municipal Aid Calculation	
1. Prior year county and municipal aid	\$48,083.28
2. Increase due to sales tax revenue, including adjustments (<i>district changes</i>)	\$1,105.92
3. Fallen protective services insurance adjustment	-\$3.55
4. Fallen protective services insurance reimbursement (<i>reported to DOR</i>)	\$0.00
5. Total County and Municipal Aid (sum of Lines 1-4)	\$49,185.65

Utility Aid

- Under state law, utility aid is distributed to each county and municipality where tax-exempt utility property is located (sec. 79.04, Wis. Stats.)
- Utility companies report utility property information to DOR annually
- DOR uses the provided information to accurately calculate utility aid (*shown below*)

Utility Aid Calculation	
1. Net book value, <i>as of December 31, 2024 (including expected additions/retirements)</i>	\$697,180.00
2. Total net book value payment	\$2,091.54
3. Minimum payment	\$0.00
4. Megawatt capacity	0.0
5. Megawatt capacity payment	\$0.00
6. Closed/decommissioned production plant (phased down) payment	\$0.00
7. Subtotal (<i>sum of Lines 2, 3, 5 and 6</i>)	\$2,091.54
8. Population cap	\$481,525.00
9. Adjusted subtotal (<i>lesser of Line 7 or Line 8</i>)	\$2,091.54
10. Adjacent site incentive payment	\$0.00
11. Baseload incentive payment	\$0.00
12. Co-generation incentive payment	\$0.00
13. Alternative energy incentive payment	\$0.00
14. Total incentive payments (<i>sum of Lines 10 through 13</i>)	\$0.00
15. Spent nuclear fuel payment	\$0.00
16. Total Utility Aid – this is the utility aid payment listed on the front of the estimate (<i>sum of Lines 9, 14 and 15</i>)	\$2,091.54

Supplemental County and Municipal Aid

- Under state law, supplemental county and municipal aid paid to each county and municipality is determined by 2023 Wisconsin Act 12 (sec. 79.037, Wis. Stats.)
- For detailed information, review [county and municipal aid spreadsheet](#)

Supplemental County and Municipal Aid Calculation	
1. Prior year supplemental county and municipal aid	\$49,085.99
2. Increase due to sales tax revenue including adjustments (<i>district changes</i>)	\$1,128.98
3. Total Supplemental County and Municipal Aid (<i>sum of Lines 1 and 2</i>)	\$50,214.97

Expenditure Restraint Incentive Program

- Only municipalities are eligible to receive Expenditure Restraint Incentive Program (ERIP) payments
- Under state law, in 2025, each municipality will receive a payment that is equal to the amount of the payment received by the municipality in 2024 (sec. 79.05(4), Wis. Stats., from 2023 WI Act 12 – notwithstanding subs. (2) and (3))

Contact Information

If you have questions, contact us at lgs@wisconsin.gov, (608) 266-8618 or (608) 261-5167.



State of Wisconsin • DEPARTMENT OF REVENUE

DIVISION OF STATE AND LOCAL FINANCE • BUREAU OF LOCAL GOVERNMENT SERVICES • 2135 RIMROCK RD MADISON, WI 53713

Mailing Address:
PO Box 8971 #6-97
Madison WI 53708-8971
Fax: (608) 264-6887
lgs@wisconsin.gov

September 13, 2024

COLLEEN HAWKINS
TOWN OF LUDINGTON
S1590 STATE ROAD 27
AUGUSTA WI 54722-7711

Notice of Shared Revenue – 2025 Original Estimate

Notice Information

The Wisconsin Department of Revenue (DOR) is providing the **estimated** shared revenue amounts your local government will receive in 2025 under current state law for county and municipal aid, supplemental county and municipal aid, utility aid and the expenditure restraint incentive program. This does not include adjustments, shown on the July and November payment notices.

District	TOWN OF LUDINGTON	County	EAU CLAIRE	Co-muni code	18-014
-----------------	-------------------	---------------	------------	---------------------	--------

Estimate Information

For an explanation of each aid payment listed below, review the additional information in this notice.

2025 Original Estimate	
1. County and municipal aid	\$37,623.38
2. Utility aid	\$1,959.85
3. Supplemental county and municipal aid	\$49,115.71
4. Expenditure restraint incentive program	\$0.00
5. Total Estimated 2025 Payments (sum of Lines 1-4)	\$88,698.94

Payment Information

Your local government will receive two distributions in 2025 :

- July 28, 2025: 15% of Line 1, 2, and 3 and 100% of Line 4 (*shown above*)
- November 17, 2025: balance of your 2025 aid payments

County and Municipal Aid

Under state law, the county and municipal aid paid to each county and municipality must be equal to the amount determined in 2012 (sec. 79.036, Wis. Stats.) and adjusted for fallen protective services insurance reimbursement (sec. 79.036(4), Wis. Stats.).

County and Municipal Aid Calculation	
1. Prior year county and municipal aid	\$36,780.16
2. Increase due to sales tax revenue, including adjustments (<i>district changes</i>)	\$845.94
3. Fallen protective services insurance adjustment	-\$2.72
4. Fallen protective services insurance reimbursement (<i>reported to DOR</i>)	\$0.00
5. Total County and Municipal Aid (sum of Lines 1-4)	\$37,623.38

Utility Aid

- Under state law, utility aid is distributed to each county and municipality where tax-exempt utility property is located (sec. 79.04, Wis. Stats.)
- Utility companies report utility property information to DOR annually
- DOR uses the provided information to accurately calculate utility aid (*shown below*)

Utility Aid Calculation	
1. Net book value, as of December 31, 2024 (including expected additions/retirements)	\$653,284.00
2. Total net book value payment	\$1,959.85
3. Minimum payment	\$0.00
4. Megawatt capacity	0.0
5. Megawatt capacity payment	\$0.00
6. Closed/decommissioned production plant (phased down) payment	\$0.00
7. Subtotal (sum of Lines 2, 3, 5 and 6)	\$1,959.85
8. Population cap	\$461,125.00
9. Adjusted subtotal (lesser of Line 7 or Line 8)	\$1,959.85
10. Adjacent site incentive payment	\$0.00
11. Baseload incentive payment	\$0.00
12. Co-generation incentive payment	\$0.00
13. Alternative energy incentive payment	\$0.00
14. Total incentive payments (sum of Lines 10 through 13)	\$0.00
15. Spent nuclear fuel payment	\$0.00
16. Total Utility Aid – this is the utility aid payment listed on the front of the estimate (sum of Lines 9, 14 and 15)	\$1,959.85

Supplemental County and Municipal Aid

- Under state law, supplemental county and municipal aid paid to each county and municipality is determined by 2023 Wisconsin Act 12 (sec. 79.037, Wis. Stats.)
- For detailed information, review [county and municipal aid spreadsheet](#)

Supplemental County and Municipal Aid Calculation	
1. Prior year supplemental county and municipal aid	\$48,011.45
2. Increase due to sales tax revenue including adjustments (district changes)	\$1,104.26
3. Total Supplemental County and Municipal Aid (sum of Lines 1 and 2)	\$49,115.71

Expenditure Restraint Incentive Program

- Only municipalities are eligible to receive Expenditure Restraint Incentive Program (ERIP) payments
- Under state law, in 2025, each municipality will receive a payment that is equal to the amount of the payment received by the municipality in 2024 (sec. 79.05(4), Wis. Stats., from 2023 WI Act 12 – notwithstanding subs. (2) and (3))

Contact Information

If you have questions, contact us at lgs@wisconsin.gov, (608) 266-8618 or (608) 261-5167.



State of Wisconsin • DEPARTMENT OF REVENUE

DIVISION OF STATE AND LOCAL FINANCE • BUREAU OF LOCAL GOVERNMENT SERVICES • 2135 RIMROCK RD MADISON, WI 53713

Mailing Address:
PO Box 8971 #6-97
Madison WI 53708-8971
Fax: (608) 264-6887
lgs@wisconsin.gov

September 13, 2024

KELLY SCHWOCH
TOWN OF OTTER CREEK
S13250 SCHULTZ RD
OSSEO WI 54758-9395

Notice of Shared Revenue – 2025 Original Estimate

Notice Information

The Wisconsin Department of Revenue (DOR) is providing the **estimated** shared revenue amounts your local government will receive in 2025 under current state law for county and municipal aid, supplemental county and municipal aid, utility aid and the expenditure restraint incentive program. This does not include adjustments, shown on the July and November payment notices.

District	TOWN OF OTTER CREEK	County	EAU CLAIRE	Co-muni code	18-016
-----------------	---------------------	---------------	------------	---------------------	--------

Estimate Information

For an explanation of each aid payment listed below, review the additional information in this notice.

2025 Original Estimate	
1. County and municipal aid	\$20,531.62
2. Utility aid	\$0.00
3. Supplemental county and municipal aid	\$37,997.92
4. Expenditure restraint incentive program	\$0.00
5. Total Estimated 2025 Payments (sum of Lines 1-4)	\$58,529.54

Payment Information

Your local government will receive two distributions in 2025 :

- July 28, 2025: 15% of Line 1, 2, and 3 and 100% of Line 4 (*shown above*)
- November 17, 2025: balance of your 2025 aid payments

County and Municipal Aid

Under state law, the county and municipal aid paid to each county and municipality must be equal to the amount determined in 2012 (sec. 79.036, Wis. Stats.) and adjusted for fallen protective services insurance reimbursement (sec. 79.036(4), Wis. Stats.).

County and Municipal Aid Calculation	
1. Prior year county and municipal aid	\$20,071.46
2. Increase due to sales tax revenue, including adjustments (<i>district changes</i>)	\$461.64
3. Fallen protective services insurance adjustment	-\$1.48
4. Fallen protective services insurance reimbursement (<i>reported to DOR</i>)	\$0.00
5. Total County and Municipal Aid (sum of Lines 1-4)	\$20,531.62

Utility Aid

- Under state law, utility aid is distributed to each county and municipality where tax-exempt utility property is located (sec. 79.04, Wis. Stats.)
- Utility companies report utility property information to DOR annually
- DOR uses the provided information to accurately calculate utility aid (*shown below*)

Utility Aid Calculation	
1. Net book value, <i>as of December 31, 2024 (including expected additions/retirements)</i>	\$0.00
2. Total net book value payment	\$0.00
3. Minimum payment	\$0.00
4. Megawatt capacity	0.0
5. Megawatt capacity payment	\$0.00
6. Closed/decommissioned production plant (phased down) payment	\$0.00
7. Subtotal (<i>sum of Lines 2, 3, 5 and 6</i>)	\$0.00
8. Population cap	\$183,175.00
9. Adjusted subtotal (<i>lesser of Line 7 or Line 8</i>)	\$0.00
10. Adjacent site incentive payment	\$0.00
11. Baseload incentive payment	\$0.00
12. Co-generation incentive payment	\$0.00
13. Alternative energy incentive payment	\$0.00
14. Total incentive payments (<i>sum of Lines 10 through 13</i>)	\$0.00
15. Spent nuclear fuel payment	\$0.00
16. Total Utility Aid – this is the utility aid payment listed on the front of the estimate (<i>sum of Lines 9, 14 and 15</i>)	\$0.00

Supplemental County and Municipal Aid

- Under state law, supplemental county and municipal aid paid to each county and municipality is determined by 2023 Wisconsin Act 12 (sec. 79.037, Wis. Stats.)
- For detailed information, review [county and municipal aid spreadsheet](#)

Supplemental County and Municipal Aid Calculation	
1. Prior year supplemental county and municipal aid	\$37,143.62
2. Increase due to sales tax revenue including adjustments (<i>district changes</i>)	\$854.30
3. Total Supplemental County and Municipal Aid (<i>sum of Lines 1 and 2</i>)	\$37,997.92

Expenditure Restraint Incentive Program

- Only municipalities are eligible to receive Expenditure Restraint Incentive Program (ERIP) payments
- Under state law, in 2025, each municipality will receive a payment that is equal to the amount of the payment received by the municipality in 2024 (sec. 79.05(4), Wis. Stats., from 2023 WI Act 12 – notwithstanding subs. (2) and (3))

Contact Information

If you have questions, contact us at lgs@wisconsin.gov, (608) 266-8618 or (608) 261-5167.



State of Wisconsin • DEPARTMENT OF REVENUE

DIVISION OF STATE AND LOCAL FINANCE • BUREAU OF LOCAL GOVERNMENT SERVICES • 2135 RIMROCK RD MADISON, WI 53713

Mailing Address:
PO Box 8971 #6-97
Madison WI 53708-8971
Fax: (608) 264-6887
lgs@wisconsin.gov

September 13, 2024

JENNIFER MEYER
TOWN OF PLEASANT VALLEY
S10414 CTY RD HH/I
ELEVA WI 54738

Notice of Shared Revenue – 2025 Original Estimate

Notice Information

The Wisconsin Department of Revenue (DOR) is providing the **estimated** shared revenue amounts your local government will receive in 2025 under current state law for county and municipal aid, supplemental county and municipal aid, utility aid and the expenditure restraint incentive program. This does not include adjustments, shown on the July and November payment notices.

District	TOWN OF PLEASANT VALLEY	County	EAU CLAIRE	Co-muni code	18-018
-----------------	-------------------------	---------------	------------	---------------------	--------

Estimate Information

For an explanation of each aid payment listed below, review the additional information in this notice.

2025 Original Estimate	
1. County and municipal aid	\$41,262.79
2. Utility aid	\$1,187.05
3. Supplemental county and municipal aid	\$98,272.63
4. Expenditure restraint incentive program	\$0.00
5. Total Estimated 2025 Payments (sum of Lines 1-4)	\$140,722.47

Payment Information

Your local government will receive two distributions in 2025 :

- July 28, 2025: 15% of Line 1, 2, and 3 and 100% of Line 4 (*shown above*)
- November 17, 2025: balance of your 2025 aid payments

County and Municipal Aid

Under state law, the county and municipal aid paid to each county and municipality must be equal to the amount determined in 2012 (sec. 79.036, Wis. Stats.) and adjusted for fallen protective services insurance reimbursement (sec. 79.036(4), Wis. Stats.).

County and Municipal Aid Calculation	
1. Prior year county and municipal aid	\$40,338.00
2. Increase due to sales tax revenue, including adjustments (<i>district changes</i>)	\$927.77
3. Fallen protective services insurance adjustment	-\$2.98
4. Fallen protective services insurance reimbursement (<i>reported to DOR</i>)	\$0.00
5. Total County and Municipal Aid (sum of Lines 1-4)	\$41,262.79

Utility Aid

- Under state law, utility aid is distributed to each county and municipality where tax-exempt utility property is located (sec. 79.04, Wis. Stats.)
- Utility companies report utility property information to DOR annually
- DOR uses the provided information to accurately calculate utility aid (*shown below*)

Utility Aid Calculation	
1. Net book value, <i>as of December 31, 2024 (including expected additions/retirements)</i>	\$395,683.00
2. Total net book value payment	\$1,187.05
3. Minimum payment	\$0.00
4. Megawatt capacity	0.0
5. Megawatt capacity payment	\$0.00
6. Closed/decommissioned production plant (phased down) payment	\$0.00
7. Subtotal (<i>sum of Lines 2, 3, 5 and 6</i>)	\$1,187.05
8. Population cap	\$1,730,175.00
9. Adjusted subtotal (<i>lesser of Line 7 or Line 8</i>)	\$1,187.05
10. Adjacent site incentive payment	\$0.00
11. Baseload incentive payment	\$0.00
12. Co-generation incentive payment	\$0.00
13. Alternative energy incentive payment	\$0.00
14. Total incentive payments (<i>sum of Lines 10 through 13</i>)	\$0.00
15. Spent nuclear fuel payment	\$0.00
16. Total Utility Aid – this is the utility aid payment listed on the front of the estimate (<i>sum of Lines 9, 14 and 15</i>)	\$1,187.05

Supplemental County and Municipal Aid

- Under state law, supplemental county and municipal aid paid to each county and municipality is determined by 2023 Wisconsin Act 12 (sec. 79.037, Wis. Stats.)
- For detailed information, review [county and municipal aid spreadsheet](#)

Supplemental County and Municipal Aid Calculation	
1. Prior year supplemental county and municipal aid	\$96,063.18
2. Increase due to sales tax revenue including adjustments (<i>district changes</i>)	\$2,209.45
3. Total Supplemental County and Municipal Aid (<i>sum of Lines 1 and 2</i>)	\$98,272.63

Expenditure Restraint Incentive Program

- Only municipalities are eligible to receive Expenditure Restraint Incentive Program (ERIP) payments
- Under state law, in 2025, each municipality will receive a payment that is equal to the amount of the payment received by the municipality in 2024 (sec. 79.05(4), Wis. Stats., from 2023 WI Act 12 – notwithstanding subs. (2) and (3))

Contact Information

If you have questions, contact us at lgs@wisconsin.gov, (608) 266-8618 or (608) 261-5167.



State of Wisconsin • DEPARTMENT OF REVENUE

DIVISION OF STATE AND LOCAL FINANCE • BUREAU OF LOCAL GOVERNMENT SERVICES • 2135 RIMROCK RD MADISON, WI 53713

Mailing Address:
PO Box 8971 #6-97
Madison WI 53708-8971
Fax: (608) 264-6887
lgs@wisconsin.gov

September 13, 2024

JEAN EISOLD
TOWN OF SEYMOUR
6500 TOWER DR
EAU CLAIRE WI 54703-9722

Notice of Shared Revenue – 2025 Original Estimate

Notice Information

The Wisconsin Department of Revenue (DOR) is providing the **estimated** shared revenue amounts your local government will receive in 2025 under current state law for county and municipal aid, supplemental county and municipal aid, utility aid and the expenditure restraint incentive program. This does not include adjustments, shown on the July and November payment notices.

District	TOWN OF SEYMOUR	County	EAU CLAIRE	Co-muni code	18-020
-----------------	-----------------	---------------	------------	---------------------	--------

Estimate Information

For an explanation of each aid payment listed below, review the additional information in this notice.

2025 Original Estimate	
1. County and municipal aid	\$74,677.38
2. Utility aid	\$867.66
3. Supplemental county and municipal aid	\$88,702.04
4. Expenditure restraint incentive program	\$0.00
5. Total Estimated 2025 Payments (sum of Lines 1-4)	\$164,247.08

Payment Information

Your local government will receive two distributions in 2025 :

- July 28, 2025: 15% of Line 1, 2, and 3 and 100% of Line 4 (*shown above*)
- November 17, 2025: balance of your 2025 aid payments

County and Municipal Aid

Under state law, the county and municipal aid paid to each county and municipality must be equal to the amount determined in 2012 (sec. 79.036, Wis. Stats.) and adjusted for fallen protective services insurance reimbursement (sec. 79.036(4), Wis. Stats.).

County and Municipal Aid Calculation	
1. Prior year county and municipal aid	\$73,003.70
2. Increase due to sales tax revenue, including adjustments (<i>district changes</i>)	\$1,679.08
3. Fallen protective services insurance adjustment	-\$5.40
4. Fallen protective services insurance reimbursement (<i>reported to DOR</i>)	\$0.00
5. Total County and Municipal Aid (sum of Lines 1-4)	\$74,677.38

Utility Aid

- Under state law, utility aid is distributed to each county and municipality where tax-exempt utility property is located (sec. 79.04, Wis. Stats.)
- Utility companies report utility property information to DOR annually
- DOR uses the provided information to accurately calculate utility aid (*shown below*)

Utility Aid Calculation	
1. Net book value, <i>as of December 31, 2024 (including expected additions/retirements)</i>	\$289,221.00
2. Total net book value payment	\$867.66
3. Minimum payment	\$0.00
4. Megawatt capacity	0.0
5. Megawatt capacity payment	\$0.00
6. Closed/decommissioned production plant (phased down) payment	\$0.00
7. Subtotal (<i>sum of Lines 2, 3, 5 and 6</i>)	\$867.66
8. Population cap	\$1,445,850.00
9. Adjusted subtotal (<i>lesser of Line 7 or Line 8</i>)	\$867.66
10. Adjacent site incentive payment	\$0.00
11. Baseload incentive payment	\$0.00
12. Co-generation incentive payment	\$0.00
13. Alternative energy incentive payment	\$0.00
14. Total incentive payments (<i>sum of Lines 10 through 13</i>)	\$0.00
15. Spent nuclear fuel payment	\$0.00
16. Total Utility Aid – this is the utility aid payment listed on the front of the estimate (<i>sum of Lines 9, 14 and 15</i>)	\$867.66

Supplemental County and Municipal Aid

- Under state law, supplemental county and municipal aid paid to each county and municipality is determined by 2023 Wisconsin Act 12 (sec. 79.037, Wis. Stats.)
- For detailed information, review [county and municipal aid spreadsheet](#)

Supplemental County and Municipal Aid Calculation	
1. Prior year supplemental county and municipal aid	\$86,707.76
2. Increase due to sales tax revenue including adjustments (<i>district changes</i>)	\$1,994.28
3. Total Supplemental County and Municipal Aid (<i>sum of Lines 1 and 2</i>)	\$88,702.04

Expenditure Restraint Incentive Program

- Only municipalities are eligible to receive Expenditure Restraint Incentive Program (ERIP) payments
- Under state law, in 2025, each municipality will receive a payment that is equal to the amount of the payment received by the municipality in 2024 (sec. 79.05(4), Wis. Stats., from 2023 WI Act 12 – notwithstanding subs. (2) and (3))

Contact Information

If you have questions, contact us at lgs@wisconsin.gov, (608) 266-8618 or (608) 261-5167.



State of Wisconsin • DEPARTMENT OF REVENUE

DIVISION OF STATE AND LOCAL FINANCE • BUREAU OF LOCAL GOVERNMENT SERVICES • 2135 RIMROCK RD MADISON, WI 53713

Mailing Address:
PO Box 8971 #6-97
Madison WI 53708-8971
Fax: (608) 264-6887
lgs@wisconsin.gov

September 13, 2024

BEVERLY CHRISTOPHERSON
TOWN OF UNION
1506 N TOWN HALL RD
EAU CLAIRE WI 54703-9687

Notice of Shared Revenue – 2025 Original Estimate

Notice Information

The Wisconsin Department of Revenue (DOR) is providing the **estimated** shared revenue amounts your local government will receive in 2025 under current state law for county and municipal aid, supplemental county and municipal aid, utility aid and the expenditure restraint incentive program. This does not include adjustments, shown on the July and November payment notices.

District	TOWN OF UNION	County	EAU CLAIRE	Co-muni code	18-022
-----------------	---------------	---------------	------------	---------------------	--------

Estimate Information

For an explanation of each aid payment listed below, review the additional information in this notice.

2025 Original Estimate	
1. County and municipal aid	\$37,378.35
2. Utility aid	\$3,305.20
3. Supplemental county and municipal aid	\$76,965.03
4. Expenditure restraint incentive program	\$0.00
5. Total Estimated 2025 Payments (sum of Lines 1-4)	\$117,648.58

Payment Information

Your local government will receive two distributions in 2025 :

- July 28, 2025: 15% of Line 1, 2, and 3 and 100% of Line 4 (*shown above*)
- November 17, 2025: balance of your 2025 aid payments

County and Municipal Aid

Under state law, the county and municipal aid paid to each county and municipality must be equal to the amount determined in 2012 (sec. 79.036, Wis. Stats.) and adjusted for fallen protective services insurance reimbursement (sec. 79.036(4), Wis. Stats.).

County and Municipal Aid Calculation	
1. Prior year county and municipal aid	\$36,540.62
2. Increase due to sales tax revenue, including adjustments (<i>district changes</i>)	\$840.43
3. Fallen protective services insurance adjustment	-\$2.70
4. Fallen protective services insurance reimbursement (<i>reported to DOR</i>)	\$0.00
5. Total County and Municipal Aid (sum of Lines 1-4)	\$37,378.35

Utility Aid

- Under state law, utility aid is distributed to each county and municipality where tax-exempt utility property is located (sec. 79.04, Wis. Stats.)
- Utility companies report utility property information to DOR annually
- DOR uses the provided information to accurately calculate utility aid (*shown below*)

Utility Aid Calculation	
1. Net book value, as of December 31, 2024 (including expected additions/retirements)	\$1,101,732.00
2. Total net book value payment	\$3,305.20
3. Minimum payment	\$0.00
4. Megawatt capacity	0.0
5. Megawatt capacity payment	\$0.00
6. Closed/decommissioned production plant (phased down) payment	\$0.00
7. Subtotal (sum of Lines 2, 3, 5 and 6)	\$3,305.20
8. Population cap	\$1,137,725.00
9. Adjusted subtotal (lesser of Line 7 or Line 8)	\$3,305.20
10. Adjacent site incentive payment	\$0.00
11. Baseload incentive payment	\$0.00
12. Co-generation incentive payment	\$0.00
13. Alternative energy incentive payment	\$0.00
14. Total incentive payments (sum of Lines 10 through 13)	\$0.00
15. Spent nuclear fuel payment	\$0.00
16. Total Utility Aid – this is the utility aid payment listed on the front of the estimate (sum of Lines 9, 14 and 15)	\$3,305.20

Supplemental County and Municipal Aid

- Under state law, supplemental county and municipal aid paid to each county and municipality is determined by 2023 Wisconsin Act 12 (sec. 79.037, Wis. Stats.)
- For detailed information, review [county and municipal aid spreadsheet](#)

Supplemental County and Municipal Aid Calculation	
1. Prior year supplemental county and municipal aid	\$75,234.63
2. Increase due to sales tax revenue including adjustments (district changes)	\$1,730.40
3. Total Supplemental County and Municipal Aid (sum of Lines 1 and 2)	\$76,965.03

Expenditure Restraint Incentive Program

- Only municipalities are eligible to receive Expenditure Restraint Incentive Program (ERIP) payments
- Under state law, in 2025, each municipality will receive a payment that is equal to the amount of the payment received by the municipality in 2024 (sec. 79.05(4), Wis. Stats., from 2023 WI Act 12 – notwithstanding subs. (2) and (3))

Contact Information

If you have questions, contact us at lgs@wisconsin.gov, (608) 266-8618 or (608) 261-5167.



State of Wisconsin • DEPARTMENT OF REVENUE

DIVISION OF STATE AND LOCAL FINANCE • BUREAU OF LOCAL GOVERNMENT SERVICES • 2135 RIMROCK RD MADISON, WI 53713

Mailing Address:
PO Box 8971 #6-97
Madison WI 53708-8971
Fax: (608) 264-6887
lgs@wisconsin.gov

September 13, 2024

JANELLE HENNING
TOWN OF WASHINGTON
5750 OLD TOWN HALL RD
EAU CLAIRE WI 54701-8948

Notice of Shared Revenue – 2025 Original Estimate

Notice Information

The Wisconsin Department of Revenue (DOR) is providing the **estimated** shared revenue amounts your local government will receive in 2025 under current state law for county and municipal aid, supplemental county and municipal aid, utility aid and the expenditure restraint incentive program. This does not include adjustments, shown on the July and November payment notices.

District	TOWN OF WASHINGTON	County	EAU CLAIRE	Co-muni code	18-024
-----------------	--------------------	---------------	------------	---------------------	--------

Estimate Information

For an explanation of each aid payment listed below, review the additional information in this notice.

2025 Original Estimate	
1. County and municipal aid	\$100,328.93
2. Utility aid	\$44,621.24
3. Supplemental county and municipal aid	\$206,707.21
4. Expenditure restraint incentive program	\$0.00
5. Total Estimated 2025 Payments (sum of Lines 1-4)	\$351,657.38

Payment Information

Your local government will receive two distributions in 2025 :

- July 28, 2025: 15% of Line 1, 2, and 3 and 100% of Line 4 (*shown above*)
- November 17, 2025: balance of your 2025 aid payments

County and Municipal Aid

Under state law, the county and municipal aid paid to each county and municipality must be equal to the amount determined in 2012 (sec. 79.036, Wis. Stats.) and adjusted for fallen protective services insurance reimbursement (sec. 79.036(4), Wis. Stats.).

County and Municipal Aid Calculation	
1. Prior year county and municipal aid	\$98,080.33
2. Increase due to sales tax revenue, including adjustments (<i>district changes</i>)	\$2,255.85
3. Fallen protective services insurance adjustment	-\$7.25
4. Fallen protective services insurance reimbursement (<i>reported to DOR</i>)	\$0.00
5. Total County and Municipal Aid (sum of Lines 1-4)	\$100,328.93

Utility Aid

- Under state law, utility aid is distributed to each county and municipality where tax-exempt utility property is located (sec. 79.04, Wis. Stats.)
- Utility companies report utility property information to DOR annually
- DOR uses the provided information to accurately calculate utility aid (*shown below*)

Utility Aid Calculation	
1. Net book value, <i>as of December 31, 2024 (including expected additions/retirements)</i>	\$14,873,748.00
2. Total net book value payment	\$44,621.24
3. Minimum payment	\$0.00
4. Megawatt capacity	0.0
5. Megawatt capacity payment	\$0.00
6. Closed/decommissioned production plant (phased down) payment	\$0.00
7. Subtotal (<i>sum of Lines 2, 3, 5 and 6</i>)	\$44,621.24
8. Population cap	\$3,297,575.00
9. Adjusted subtotal (<i>lesser of Line 7 or Line 8</i>)	\$44,621.24
10. Adjacent site incentive payment	\$0.00
11. Baseload incentive payment	\$0.00
12. Co-generation incentive payment	\$0.00
13. Alternative energy incentive payment	\$0.00
14. Total incentive payments (<i>sum of Lines 10 through 13</i>)	\$0.00
15. Spent nuclear fuel payment	\$0.00
16. Total Utility Aid – this is the utility aid payment listed on the front of the estimate (<i>sum of Lines 9, 14 and 15</i>)	\$44,621.24

Supplemental County and Municipal Aid

- Under state law, supplemental county and municipal aid paid to each county and municipality is determined by 2023 Wisconsin Act 12 (sec. 79.037, Wis. Stats.)
- For detailed information, review [county and municipal aid spreadsheet](#)

Supplemental County and Municipal Aid Calculation	
1. Prior year supplemental county and municipal aid	\$202,059.83
2. Increase due to sales tax revenue including adjustments (<i>district changes</i>)	\$4,647.38
3. Total Supplemental County and Municipal Aid (<i>sum of Lines 1 and 2</i>)	\$206,707.21

Expenditure Restraint Incentive Program

- Only municipalities are eligible to receive Expenditure Restraint Incentive Program (ERIP) payments
- Under state law, in 2025, each municipality will receive a payment that is equal to the amount of the payment received by the municipality in 2024 (sec. 79.05(4), Wis. Stats., from 2023 WI Act 12 – notwithstanding subs. (2) and (3))

Contact Information

If you have questions, contact us at lgs@wisconsin.gov, (608) 266-8618 or (608) 261-5167.



State of Wisconsin • DEPARTMENT OF REVENUE

DIVISION OF STATE AND LOCAL FINANCE • BUREAU OF LOCAL GOVERNMENT SERVICES • 2135 RIMROCK RD MADISON, WI 53713

Mailing Address:
PO Box 8971 #6-97
Madison WI 53708-8971
Fax: (608) 264-6887
lgs@wisconsin.gov

September 13, 2024

DANIELLE BARKA
TOWN OF WILSON
E23785 HAY CREEK RD
AUGUSTA WI 54722

Notice of Shared Revenue – 2025 Original Estimate

Notice Information

The Wisconsin Department of Revenue (DOR) is providing the **estimated** shared revenue amounts your local government will receive in 2025 under current state law for county and municipal aid, supplemental county and municipal aid, utility aid and the expenditure restraint incentive program. This does not include adjustments, shown on the July and November payment notices.

District	TOWN OF WILSON	County	EAU CLAIRE	Co-muni code	18-026
-----------------	----------------	---------------	------------	---------------------	--------

Estimate Information

For an explanation of each aid payment listed below, review the additional information in this notice.

2025 Original Estimate	
1. County and municipal aid	\$40,056.74
2. Utility aid	\$3,741.94
3. Supplemental county and municipal aid	\$38,272.98
4. Expenditure restraint incentive program	\$0.00
5. Total Estimated 2025 Payments (sum of Lines 1-4)	\$82,071.66

Payment Information

Your local government will receive two distributions in 2025 :

- July 28, 2025: 15% of Line 1, 2, and 3 and 100% of Line 4 (*shown above*)
- November 17, 2025: balance of your 2025 aid payments

County and Municipal Aid

Under state law, the county and municipal aid paid to each county and municipality must be equal to the amount determined in 2012 (sec. 79.036, Wis. Stats.) and adjusted for fallen protective services insurance reimbursement (sec. 79.036(4), Wis. Stats.).

County and Municipal Aid Calculation	
1. Prior year county and municipal aid	\$39,158.97
2. Increase due to sales tax revenue, including adjustments (<i>district changes</i>)	\$900.66
3. Fallen protective services insurance adjustment	-\$2.89
4. Fallen protective services insurance reimbursement (<i>reported to DOR</i>)	\$0.00
5. Total County and Municipal Aid (sum of Lines 1-4)	\$40,056.74

Utility Aid

- Under state law, utility aid is distributed to each county and municipality where tax-exempt utility property is located (sec. 79.04, Wis. Stats.)
- Utility companies report utility property information to DOR annually
- DOR uses the provided information to accurately calculate utility aid (*shown below*)

Utility Aid Calculation	
1. Net book value, <i>as of December 31, 2024 (including expected additions/retirements)</i>	\$1,247,314.00
2. Total net book value payment	\$3,741.94
3. Minimum payment	\$0.00
4. Megawatt capacity	0.0
5. Megawatt capacity payment	\$0.00
6. Closed/decommissioned production plant (phased down) payment	\$0.00
7. Subtotal (<i>sum of Lines 2, 3, 5 and 6</i>)	\$3,741.94
8. Population cap	\$189,975.00
9. Adjusted subtotal (<i>lesser of Line 7 or Line 8</i>)	\$3,741.94
10. Adjacent site incentive payment	\$0.00
11. Baseload incentive payment	\$0.00
12. Co-generation incentive payment	\$0.00
13. Alternative energy incentive payment	\$0.00
14. Total incentive payments (<i>sum of Lines 10 through 13</i>)	\$0.00
15. Spent nuclear fuel payment	\$0.00
16. Total Utility Aid – this is the utility aid payment listed on the front of the estimate (<i>sum of Lines 9, 14 and 15</i>)	\$3,741.94

Supplemental County and Municipal Aid

- Under state law, supplemental county and municipal aid paid to each county and municipality is determined by 2023 Wisconsin Act 12 (sec. 79.037, Wis. Stats.)
- For detailed information, review [county and municipal aid spreadsheet](#)

Supplemental County and Municipal Aid Calculation	
1. Prior year supplemental county and municipal aid	\$37,412.49
2. Increase due to sales tax revenue including adjustments (<i>district changes</i>)	\$860.49
3. Total Supplemental County and Municipal Aid (<i>sum of Lines 1 and 2</i>)	\$38,272.98

Expenditure Restraint Incentive Program

- Only municipalities are eligible to receive Expenditure Restraint Incentive Program (ERIP) payments
- Under state law, in 2025, each municipality will receive a payment that is equal to the amount of the payment received by the municipality in 2024 (sec. 79.05(4), Wis. Stats., from 2023 WI Act 12 – notwithstanding subs. (2) and (3))

Contact Information

If you have questions, contact us at lgs@wisconsin.gov, (608) 266-8618 or (608) 261-5167.



State of Wisconsin • DEPARTMENT OF REVENUE

DIVISION OF STATE AND LOCAL FINANCE • BUREAU OF LOCAL GOVERNMENT SERVICES • 2135 RIMROCK RD MADISON, WI 53713

Mailing Address:
PO Box 8971 #6-97
Madison WI 53708-8971
Fax: (608) 264-6887
lgs@wisconsin.gov

September 13, 2024

BILLIE WAUGH
VILLAGE OF FAIRCHILD
331 OAK ST.
FAIRCHILD WI 54741

Notice of Shared Revenue – 2025 Original Estimate

Notice Information

The Wisconsin Department of Revenue (DOR) is providing the **estimated** shared revenue amounts your local government will receive in 2025 under current state law for county and municipal aid, supplemental county and municipal aid, utility aid and the expenditure restraint incentive program. This does not include adjustments, shown on the July and November payment notices.

District	VILLAGE OF FAIRCHILD	County	EAU CLAIRE	Co-muni code	18-126
-----------------	----------------------	---------------	------------	---------------------	--------

Estimate Information

For an explanation of each aid payment listed below, review the additional information in this notice.

2025 Original Estimate	
1. County and municipal aid	\$233,745.62
2. Utility aid	\$0.00
3. Supplemental county and municipal aid	\$46,756.15
4. Expenditure restraint incentive program	\$0.00
5. Total Estimated 2025 Payments (sum of Lines 1-4)	\$280,501.77

Payment Information

Your local government will receive two distributions in 2025 :

- July 28, 2025: 15% of Line 1, 2, and 3 and 100% of Line 4 (*shown above*)
- November 17, 2025: balance of your 2025 aid payments

County and Municipal Aid

Under state law, the county and municipal aid paid to each county and municipality must be equal to the amount determined in 2012 (sec. 79.036, Wis. Stats.) and adjusted for fallen protective services insurance reimbursement (sec. 79.036(4), Wis. Stats.).

County and Municipal Aid Calculation	
1. Prior year county and municipal aid	\$228,506.85
2. Increase due to sales tax revenue, including adjustments (<i>district changes</i>)	\$5,255.66
3. Fallen protective services insurance adjustment	-\$16.89
4. Fallen protective services insurance reimbursement (<i>reported to DOR</i>)	\$0.00
5. Total County and Municipal Aid (sum of Lines 1-4)	\$233,745.62

Utility Aid

- Under state law, utility aid is distributed to each county and municipality where tax-exempt utility property is located (sec. 79.04, Wis. Stats.)
- Utility companies report utility property information to DOR annually
- DOR uses the provided information to accurately calculate utility aid (*shown below*)

Utility Aid Calculation	
1. Net book value, <i>as of December 31, 2024 (including expected additions/retirements)</i>	\$0.00
2. Total net book value payment	\$0.00
3. Minimum payment	\$0.00
4. Megawatt capacity	0.0
5. Megawatt capacity payment	\$0.00
6. Closed/decommissioned production plant (phased down) payment	\$0.00
7. Subtotal (<i>sum of Lines 2, 3, 5 and 6</i>)	\$0.00
8. Population cap	\$187,000.00
9. Adjusted subtotal (<i>lesser of Line 7 or Line 8</i>)	\$0.00
10. Adjacent site incentive payment	\$0.00
11. Baseload incentive payment	\$0.00
12. Co-generation incentive payment	\$0.00
13. Alternative energy incentive payment	\$0.00
14. Total incentive payments (<i>sum of Lines 10 through 13</i>)	\$0.00
15. Spent nuclear fuel payment	\$0.00
16. Total Utility Aid – this is the utility aid payment listed on the front of the estimate (<i>sum of Lines 9, 14 and 15</i>)	\$0.00

Supplemental County and Municipal Aid

- Under state law, supplemental county and municipal aid paid to each county and municipality is determined by 2023 Wisconsin Act 12 (sec. 79.037, Wis. Stats.)
- For detailed information, review [county and municipal aid spreadsheet](#)

Supplemental County and Municipal Aid Calculation	
1. Prior year supplemental county and municipal aid	\$45,704.94
2. Increase due to sales tax revenue including adjustments (<i>district changes</i>)	\$1,051.21
3. Total Supplemental County and Municipal Aid (<i>sum of Lines 1 and 2</i>)	\$46,756.15

Expenditure Restraint Incentive Program

- Only municipalities are eligible to receive Expenditure Restraint Incentive Program (ERIP) payments
- Under state law, in 2025, each municipality will receive a payment that is equal to the amount of the payment received by the municipality in 2024 (sec. 79.05(4), Wis. Stats., from 2023 WI Act 12 – notwithstanding subs. (2) and (3))

Contact Information

If you have questions, contact us at lgs@wisconsin.gov, (608) 266-8618 or (608) 261-5167.



State of Wisconsin • DEPARTMENT OF REVENUE

DIVISION OF STATE AND LOCAL FINANCE • BUREAU OF LOCAL GOVERNMENT SERVICES • 2135 RIMROCK RD MADISON, WI 53713

Mailing Address:
PO Box 8971 #6-97
Madison WI 53708-8971
Fax: (608) 264-6887
lgs@wisconsin.gov

September 13, 2024

RENEE ROEMHILD
VILLAGE OF FALL CREEK
PO BOX 156
FALL CREEK WI 54742-0156

Notice of Shared Revenue – 2025 Original Estimate

Notice Information

The Wisconsin Department of Revenue (DOR) is providing the **estimated** shared revenue amounts your local government will receive in 2025 under current state law for county and municipal aid, supplemental county and municipal aid, utility aid and the expenditure restraint incentive program. This does not include adjustments, shown on the July and November payment notices.

District	VILLAGE OF FALL CREEK	County	EAU CLAIRE	Co-muni code	18-127
-----------------	-----------------------	---------------	------------	---------------------	--------

Estimate Information

For an explanation of each aid payment listed below, review the additional information in this notice.

2025 Original Estimate	
1. County and municipal aid	\$234,611.97
2. Utility aid	\$9,168.22
3. Supplemental county and municipal aid	\$55,229.22
4. Expenditure restraint incentive program	\$1,439.96
5. Total Estimated 2025 Payments (sum of Lines 1-4)	\$300,449.37

Payment Information

Your local government will receive two distributions in 2025 :

- July 28, 2025: 15% of Line 1, 2, and 3 and 100% of Line 4 (*shown above*)
- November 17, 2025: balance of your 2025 aid payments

County and Municipal Aid

Under state law, the county and municipal aid paid to each county and municipality must be equal to the amount determined in 2012 (sec. 79.036, Wis. Stats.) and adjusted for fallen protective services insurance reimbursement (sec. 79.036(4), Wis. Stats.).

County and Municipal Aid Calculation	
1. Prior year county and municipal aid	\$229,353.78
2. Increase due to sales tax revenue, including adjustments (<i>district changes</i>)	\$5,275.14
3. Fallen protective services insurance adjustment	-\$16.95
4. Fallen protective services insurance reimbursement (<i>reported to DOR</i>)	\$0.00
5. Total County and Municipal Aid (sum of Lines 1-4)	\$234,611.97

Utility Aid

- Under state law, utility aid is distributed to each county and municipality where tax-exempt utility property is located (sec. 79.04, Wis. Stats.)
- Utility companies report utility property information to DOR annually
- DOR uses the provided information to accurately calculate utility aid (*shown below*)

Utility Aid Calculation	
1. Net book value, as of December 31, 2024 (including expected additions/retirements)	\$1,528,036.00
2. Total net book value payment	\$9,168.22
3. Minimum payment	\$0.00
4. Megawatt capacity	0.0
5. Megawatt capacity payment	\$0.00
6. Closed/decommissioned production plant (phased down) payment	\$0.00
7. Subtotal (sum of Lines 2, 3, 5 and 6)	\$9,168.22
8. Population cap	\$609,450.00
9. Adjusted subtotal (lesser of Line 7 or Line 8)	\$9,168.22
10. Adjacent site incentive payment	\$0.00
11. Baseload incentive payment	\$0.00
12. Co-generation incentive payment	\$0.00
13. Alternative energy incentive payment	\$0.00
14. Total incentive payments (sum of Lines 10 through 13)	\$0.00
15. Spent nuclear fuel payment	\$0.00
16. Total Utility Aid – this is the utility aid payment listed on the front of the estimate (sum of Lines 9, 14 and 15)	\$9,168.22

Supplemental County and Municipal Aid

- Under state law, supplemental county and municipal aid paid to each county and municipality is determined by 2023 Wisconsin Act 12 (sec. 79.037, Wis. Stats.)
- For detailed information, review [county and municipal aid spreadsheet](#)

Supplemental County and Municipal Aid Calculation	
1. Prior year supplemental county and municipal aid	\$53,987.51
2. Increase due to sales tax revenue including adjustments (<i>district changes</i>)	\$1,241.71
3. Total Supplemental County and Municipal Aid (sum of Lines 1 and 2)	\$55,229.22

Expenditure Restraint Incentive Program

- Only municipalities are eligible to receive Expenditure Restraint Incentive Program (ERIP) payments
- Under state law, in 2025, each municipality will receive a payment that is equal to the amount of the payment received by the municipality in 2024 (sec. 79.05(4), Wis. Stats., from 2023 WI Act 12 – notwithstanding subs. (2) and (3))

Contact Information

If you have questions, contact us at lgs@wisconsin.gov, (608) 266-8618 or (608) 261-5167.



State of Wisconsin • DEPARTMENT OF REVENUE

DIVISION OF STATE AND LOCAL FINANCE • BUREAU OF LOCAL GOVERNMENT SERVICES • 2135 RIMROCK RD MADISON, WI 53713

Mailing Address:
PO Box 8971 #6-97
Madison WI 53708-8971
Fax: (608) 264-6887
lgs@wisconsin.gov

September 13, 2024

CYNTHIA BAUER
CITY OF ALTOONA
1303 LYNN AVE
ALTOONA WI 54720-0008

Notice of Shared Revenue – 2025 Original Estimate

Notice Information

The Wisconsin Department of Revenue (DOR) is providing the **estimated** shared revenue amounts your local government will receive in 2025 under current state law for county and municipal aid, supplemental county and municipal aid, utility aid and the expenditure restraint incentive program. This does not include adjustments, shown on the July and November payment notices.

District	CITY OF ALTOONA	County	EAU CLAIRE	Co-muni code	18-201
-----------------	-----------------	---------------	------------	---------------------	--------

Estimate Information

For an explanation of each aid payment listed below, review the additional information in this notice.

2025 Original Estimate	
1. County and municipal aid	\$1,160,613.02
2. Utility aid	\$7,930.53
3. Supplemental county and municipal aid	\$309,816.66
4. Expenditure restraint incentive program	\$99,982.65
5. Total Estimated 2025 Payments (sum of Lines 1-4)	\$1,578,342.86

Payment Information

Your local government will receive two distributions in 2025 :

- July 28, 2025: 15% of Line 1, 2, and 3 and 100% of Line 4 (*shown above*)
- November 17, 2025: balance of your 2025 aid payments

County and Municipal Aid

Under state law, the county and municipal aid paid to each county and municipality must be equal to the amount determined in 2012 (sec. 79.036, Wis. Stats.) and adjusted for fallen protective services insurance reimbursement (sec. 79.036(4), Wis. Stats.).

County and Municipal Aid Calculation	
1. Prior year county and municipal aid	\$1,134,601.05
2. Increase due to sales tax revenue, including adjustments (<i>district changes</i>)	\$26,095.82
3. Fallen protective services insurance adjustment	-\$83.85
4. Fallen protective services insurance reimbursement (<i>reported to DOR</i>)	\$0.00
5. Total County and Municipal Aid (sum of Lines 1-4)	\$1,160,613.02

Utility Aid

- Under state law, utility aid is distributed to each county and municipality where tax-exempt utility property is located (sec. 79.04, Wis. Stats.)
- Utility companies report utility property information to DOR annually
- DOR uses the provided information to accurately calculate utility aid (*shown below*)

Utility Aid Calculation	
1. Net book value, <i>as of December 31, 2024 (including expected additions/retirements)</i>	\$1,321,755.00
2. Total net book value payment	\$7,930.53
3. Minimum payment	\$0.00
4. Megawatt capacity	0.0
5. Megawatt capacity payment	\$0.00
6. Closed/decommissioned production plant (phased down) payment	\$0.00
7. Subtotal (<i>sum of Lines 2, 3, 5 and 6</i>)	\$7,930.53
8. Population cap	\$4,224,075.00
9. Adjusted subtotal (<i>lesser of Line 7 or Line 8</i>)	\$7,930.53
10. Adjacent site incentive payment	\$0.00
11. Baseload incentive payment	\$0.00
12. Co-generation incentive payment	\$0.00
13. Alternative energy incentive payment	\$0.00
14. Total incentive payments (<i>sum of Lines 10 through 13</i>)	\$0.00
15. Spent nuclear fuel payment	\$0.00
16. Total Utility Aid – this is the utility aid payment listed on the front of the estimate (<i>sum of Lines 9, 14 and 15</i>)	\$7,930.53

Supplemental County and Municipal Aid

- Under state law, supplemental county and municipal aid paid to each county and municipality is determined by 2023 Wisconsin Act 12 (sec. 79.037, Wis. Stats.)
- For detailed information, review [county and municipal aid spreadsheet](#)

Supplemental County and Municipal Aid Calculation	
1. Prior year supplemental county and municipal aid	\$302,851.09
2. Increase due to sales tax revenue including adjustments (<i>district changes</i>)	\$6,965.57
3. Total Supplemental County and Municipal Aid (<i>sum of Lines 1 and 2</i>)	\$309,816.66

Expenditure Restraint Incentive Program

- Only municipalities are eligible to receive Expenditure Restraint Incentive Program (ERIP) payments
- Under state law, in 2025, each municipality will receive a payment that is equal to the amount of the payment received by the municipality in 2024 (sec. 79.05(4), Wis. Stats., from 2023 WI Act 12 – notwithstanding subs. (2) and (3))

Contact Information

If you have questions, contact us at lgs@wisconsin.gov, (608) 266-8618 or (608) 261-5167.



State of Wisconsin • DEPARTMENT OF REVENUE

DIVISION OF STATE AND LOCAL FINANCE • BUREAU OF LOCAL GOVERNMENT SERVICES • 2135 RIMROCK RD MADISON, WI 53713

Mailing Address:
PO Box 8971 #6-97
Madison WI 53708-8971
Fax: (608) 264-6887
lgs@wisconsin.gov

September 13, 2024

CYNTHIA ANDEREGG
CITY OF AUGUSTA
PO BOX 475
AUGUSTA WI 54722-0475

Notice of Shared Revenue – 2025 Original Estimate

Notice Information

The Wisconsin Department of Revenue (DOR) is providing the **estimated** shared revenue amounts your local government will receive in 2025 under current state law for county and municipal aid, supplemental county and municipal aid, utility aid and the expenditure restraint incentive program. This does not include adjustments, shown on the July and November payment notices.

District	CITY OF AUGUSTA	County	EAU CLAIRE	Co-muni code	18-202
-----------------	-----------------	---------------	------------	---------------------	--------

Estimate Information

For an explanation of each aid payment listed below, review the additional information in this notice.

2025 Original Estimate	
1. County and municipal aid	\$524,308.83
2. Utility aid	\$6,241.94
3. Supplemental county and municipal aid	\$104,877.52
4. Expenditure restraint incentive program	\$191.52
5. Total Estimated 2025 Payments (sum of Lines 1-4)	\$635,619.81

Payment Information

Your local government will receive two distributions in 2025 :

- July 28, 2025: 15% of Line 1, 2, and 3 and 100% of Line 4 (*shown above*)
- November 17, 2025: balance of your 2025 aid payments

County and Municipal Aid

Under state law, the county and municipal aid paid to each county and municipality must be equal to the amount determined in 2012 (sec. 79.036, Wis. Stats.) and adjusted for fallen protective services insurance reimbursement (sec. 79.036(4), Wis. Stats.).

County and Municipal Aid Calculation	
1. Prior year county and municipal aid	\$512,557.88
2. Increase due to sales tax revenue, including adjustments (<i>district changes</i>)	\$11,788.83
3. Fallen protective services insurance adjustment	-\$37.88
4. Fallen protective services insurance reimbursement (<i>reported to DOR</i>)	\$0.00
5. Total County and Municipal Aid (sum of Lines 1-4)	\$524,308.83

Utility Aid

- Under state law, utility aid is distributed to each county and municipality where tax-exempt utility property is located (sec. 79.04, Wis. Stats.)
- Utility companies report utility property information to DOR annually
- DOR uses the provided information to accurately calculate utility aid (*shown below*)

Utility Aid Calculation	
1. Net book value, <i>as of December 31, 2024 (including expected additions/retirements)</i>	\$1,040,323.00
2. Total net book value payment	\$6,241.94
3. Minimum payment	\$0.00
4. Megawatt capacity	0.0
5. Megawatt capacity payment	\$0.00
6. Closed/decommissioned production plant (phased down) payment	\$0.00
7. Subtotal (<i>sum of Lines 2, 3, 5 and 6</i>)	\$6,241.94
8. Population cap	\$652,375.00
9. Adjusted subtotal (<i>lesser of Line 7 or Line 8</i>)	\$6,241.94
10. Adjacent site incentive payment	\$0.00
11. Baseload incentive payment	\$0.00
12. Co-generation incentive payment	\$0.00
13. Alternative energy incentive payment	\$0.00
14. Total incentive payments (<i>sum of Lines 10 through 13</i>)	\$0.00
15. Spent nuclear fuel payment	\$0.00
16. Total Utility Aid – this is the utility aid payment listed on the front of the estimate (<i>sum of Lines 9, 14 and 15</i>)	\$6,241.94

Supplemental County and Municipal Aid

- Under state law, supplemental county and municipal aid paid to each county and municipality is determined by 2023 Wisconsin Act 12 (sec. 79.037, Wis. Stats.)
- For detailed information, review [county and municipal aid spreadsheet](#)

Supplemental County and Municipal Aid Calculation	
1. Prior year supplemental county and municipal aid	\$102,519.57
2. Increase due to sales tax revenue including adjustments (<i>district changes</i>)	\$2,357.95
3. Total Supplemental County and Municipal Aid (<i>sum of Lines 1 and 2</i>)	\$104,877.52

Expenditure Restraint Incentive Program

- Only municipalities are eligible to receive Expenditure Restraint Incentive Program (ERIP) payments
- Under state law, in 2025, each municipality will receive a payment that is equal to the amount of the payment received by the municipality in 2024 (sec. 79.05(4), Wis. Stats., from 2023 WI Act 12 – notwithstanding subs. (2) and (3))

Contact Information

If you have questions, contact us at lgs@wisconsin.gov, (608) 266-8618 or (608) 261-5167.



State of Wisconsin • DEPARTMENT OF REVENUE

DIVISION OF STATE AND LOCAL FINANCE • BUREAU OF LOCAL GOVERNMENT SERVICES • 2135 RIMROCK RD MADISON, WI 53713

Mailing Address:
PO Box 8971 #6-97
Madison WI 53708-8971
Fax: (608) 264-6887
lgs@wisconsin.gov

September 13, 2024

KRISTINA KUZMA
CITY OF EAU CLAIRE
PO BOX 5148
EAU CLAIRE WI 54702-5148

Notice of Shared Revenue – 2025 Original Estimate

Notice Information

The Wisconsin Department of Revenue (DOR) is providing the **estimated** shared revenue amounts your local government will receive in 2025 under current state law for county and municipal aid, supplemental county and municipal aid, utility aid and the expenditure restraint incentive program. This does not include adjustments, shown on the July and November payment notices.

District	CITY OF EAU CLAIRE	County	EAU CLAIRE	Co-muni code	18-221
-----------------	--------------------	---------------	------------	---------------------	--------

Estimate Information

For an explanation of each aid payment listed below, review the additional information in this notice.

2025 Original Estimate	
1. County and municipal aid	\$6,245,191.73
2. Utility aid	\$816,246.56
3. Supplemental county and municipal aid	\$1,244,200.50
4. Expenditure restraint incentive program	\$1,120,869.65
5. Total Estimated 2025 Payments (sum of Lines 1-4)	\$9,426,508.44

Payment Information

Your local government will receive two distributions in 2025 :

- July 28, 2025: 15% of Line 1, 2, and 3 and 100% of Line 4 (*shown above*)
- November 17, 2025: balance of your 2025 aid payments

County and Municipal Aid

Under state law, the county and municipal aid paid to each county and municipality must be equal to the amount determined in 2012 (sec. 79.036, Wis. Stats.) and adjusted for fallen protective services insurance reimbursement (sec. 79.036(4), Wis. Stats.).

County and Municipal Aid Calculation	
1. Prior year county and municipal aid	\$6,092,959.95
2. Increase due to sales tax revenue, including adjustments (<i>district changes</i>)	\$140,138.08
3. Fallen protective services insurance adjustment	-\$450.30
4. Fallen protective services insurance reimbursement (<i>reported to DOR</i>)	\$12,544.00
5. Total County and Municipal Aid (sum of Lines 1-4)	\$6,245,191.73

Utility Aid

- Under state law, utility aid is distributed to each county and municipality where tax-exempt utility property is located (sec. 79.04, Wis. Stats.)
- Utility companies report utility property information to DOR annually
- DOR uses the provided information to accurately calculate utility aid (*shown below*)

Utility Aid Calculation	
1. Net book value, <i>as of December 31, 2024 (including expected additions/retirements)</i>	\$149,004,452.00
2. Total net book value payment	\$816,246.56
3. Minimum payment	\$0.00
4. Megawatt capacity	0.0
5. Megawatt capacity payment	\$0.00
6. Closed/decommissioned production plant (phased down) payment	\$0.00
7. Subtotal (<i>sum of Lines 2, 3, 5 and 6</i>)	\$816,246.56
8. Population cap	\$31,311,025.00
9. Adjusted subtotal (<i>lesser of Line 7 or Line 8</i>)	\$816,246.56
10. Adjacent site incentive payment	\$0.00
11. Baseload incentive payment	\$0.00
12. Co-generation incentive payment	\$0.00
13. Alternative energy incentive payment	\$0.00
14. Total incentive payments (<i>sum of Lines 10 through 13</i>)	\$0.00
15. Spent nuclear fuel payment	\$0.00
16. Total Utility Aid – this is the utility aid payment listed on the front of the estimate (<i>sum of Lines 9, 14 and 15</i>)	\$816,246.56

Supplemental County and Municipal Aid

- Under state law, supplemental county and municipal aid paid to each county and municipality is determined by 2023 Wisconsin Act 12 (sec. 79.037, Wis. Stats.)
- For detailed information, review [county and municipal aid spreadsheet](#)

Supplemental County and Municipal Aid Calculation	
1. Prior year supplemental county and municipal aid	\$1,216,227.27
2. Increase due to sales tax revenue including adjustments (<i>district changes</i>)	\$27,973.23
3. Total Supplemental County and Municipal Aid (<i>sum of Lines 1 and 2</i>)	\$1,244,200.50

Expenditure Restraint Incentive Program

- Only municipalities are eligible to receive Expenditure Restraint Incentive Program (ERIP) payments
- Under state law, in 2025, each municipality will receive a payment that is equal to the amount of the payment received by the municipality in 2024 (sec. 79.05(4), Wis. Stats., from 2023 WI Act 12 – notwithstanding subs. (2) and (3))

Contact Information

If you have questions, contact us at lgs@wisconsin.gov, (608) 266-8618 or (608) 261-5167.



State of Wisconsin • DEPARTMENT OF REVENUE

DIVISION OF STATE AND LOCAL FINANCE • BUREAU OF LOCAL GOVERNMENT SERVICES • 2135 RIMROCK RD MADISON, WI 53713

Mailing Address:
PO Box 8971 #6-97
Madison WI 53708-8971
Fax: (608) 264-6887
lgs@wisconsin.gov

September 13, 2024

SUE MCDONALD
COUNTY OF EAU CLAIRE
721 OXFORD AVE
SUITE 1310
EAU CLAIRE WI 54703-5481

Notice of Shared Revenue – 2025 Original Estimate

Notice Information

The Wisconsin Department of Revenue (DOR) is providing the **estimated** shared revenue amounts your local government will receive in 2025 under current state law for county and municipal aid, supplemental county and municipal aid, utility aid and the expenditure restraint incentive program. This does not include adjustments, shown on the July and November payment notices.

District	COUNTY OF EAU CLAIRE	County	EAU CLAIRE	Co-muni code	18-999
-----------------	----------------------	---------------	------------	---------------------	--------

Estimate Information

For an explanation of each aid payment listed below, review the additional information in this notice.

2025 Original Estimate	
1. County and municipal aid	\$2,249,765.59
2. Utility aid	\$535,020.95
3. Supplemental county and municipal aid	\$1,054,604.43
4. Expenditure restraint incentive program	\$0.00
5. Total Estimated 2025 Payments (sum of Lines 1-4)	\$3,839,390.97

Payment Information

Your local government will receive two distributions in 2025 :

- July 28, 2025: 15% of Line 1, 2, and 3 and 100% of Line 4 (*shown above*)
- November 17, 2025: balance of your 2025 aid payments

County and Municipal Aid

Under state law, the county and municipal aid paid to each county and municipality must be equal to the amount determined in 2012 (sec. 79.036, Wis. Stats.) and adjusted for fallen protective services insurance reimbursement (sec. 79.036(4), Wis. Stats.).

County and Municipal Aid Calculation	
1. Prior year county and municipal aid	\$2,199,343.24
2. Increase due to sales tax revenue, including adjustments (<i>district changes</i>)	\$50,584.89
3. Fallen protective services insurance adjustment	-\$162.54
4. Fallen protective services insurance reimbursement (<i>reported to DOR</i>)	\$0.00
5. Total County and Municipal Aid (sum of Lines 1-4)	\$2,249,765.59

Utility Aid

- Under state law, utility aid is distributed to each county and municipality where tax-exempt utility property is located (sec. 79.04, Wis. Stats.)
- Utility companies report utility property information to DOR annually
- DOR uses the provided information to accurately calculate utility aid (*shown below*)

Utility Aid Calculation	
1. Net book value, <i>as of December 31, 2024 (including expected additions/retirements)</i>	\$169,085,166.00
2. Total net book value payment	\$535,020.95
3. Minimum payment	\$0.00
4. Megawatt capacity	0.0
5. Megawatt capacity payment	\$0.00
6. Closed/decommissioned production plant (phased down) payment	\$0.00
7. Subtotal (<i>sum of Lines 2, 3, 5 and 6</i>)	\$535,020.95
8. Population cap	\$13,992,625.00
9. Adjusted subtotal (<i>lesser of Line 7 or Line 8</i>)	\$535,020.95
10. Adjacent site incentive payment	\$0.00
11. Baseload incentive payment	\$0.00
12. Co-generation incentive payment	\$0.00
13. Alternative energy incentive payment	\$0.00
14. Total incentive payments (<i>sum of Lines 10 through 13</i>)	\$0.00
15. Spent nuclear fuel payment	\$0.00
16. Total Utility Aid – this is the utility aid payment listed on the front of the estimate (<i>sum of Lines 9, 14 and 15</i>)	\$535,020.95

Supplemental County and Municipal Aid

- Under state law, supplemental county and municipal aid paid to each county and municipality is determined by 2023 Wisconsin Act 12 (sec. 79.037, Wis. Stats.)
- For detailed information, review [county and municipal aid spreadsheet](#)

Supplemental County and Municipal Aid Calculation	
1. Prior year supplemental county and municipal aid	\$1,030,893.87
2. Increase due to sales tax revenue including adjustments (<i>district changes</i>)	\$23,710.56
3. Total Supplemental County and Municipal Aid (<i>sum of Lines 1 and 2</i>)	\$1,054,604.43

Expenditure Restraint Incentive Program

- Only municipalities are eligible to receive Expenditure Restraint Incentive Program (ERIP) payments
- Under state law, in 2025, each municipality will receive a payment that is equal to the amount of the payment received by the municipality in 2024 (sec. 79.05(4), Wis. Stats., from 2023 WI Act 12 – notwithstanding subs. (2) and (3))

Contact Information

If you have questions, contact us at lgs@wisconsin.gov, (608) 266-8618 or (608) 261-5167.



State of Wisconsin • DEPARTMENT OF REVENUE

DIVISION OF STATE AND LOCAL FINANCE • BUREAU OF LOCAL GOVERNMENT SERVICES • 2135 RIMROCK RD MADISON, WI 53713

Mailing Address:
PO Box 8971 #6-97
Madison WI 53708-8971
Fax: (608) 264-6887
lgs@wisconsin.gov

September 13, 2024

STACY HEDMARK
TOWN OF AURORA
507 OSTERBERG PKWY
NIAGARA WI 54151-9188

Notice of Shared Revenue – 2025 Original Estimate

Notice Information

The Wisconsin Department of Revenue (DOR) is providing the **estimated** shared revenue amounts your local government will receive in 2025 under current state law for county and municipal aid, supplemental county and municipal aid, utility aid and the expenditure restraint incentive program. This does not include adjustments, shown on the July and November payment notices.

District	TOWN OF AURORA	County	FLORENCE	Co-muni code	19-002
-----------------	----------------	---------------	----------	---------------------	--------

Estimate Information

For an explanation of each aid payment listed below, review the additional information in this notice.

2025 Original Estimate	
1. County and municipal aid	\$66,519.63
2. Utility aid	\$0.00
3. Supplemental county and municipal aid	\$47,672.79
4. Expenditure restraint incentive program	\$0.00
5. Total Estimated 2025 Payments (sum of Lines 1-4)	\$114,192.42

Payment Information

Your local government will receive two distributions in 2025 :

- July 28, 2025: 15% of Line 1, 2, and 3 and 100% of Line 4 (*shown above*)
- November 17, 2025: balance of your 2025 aid payments

County and Municipal Aid

Under state law, the county and municipal aid paid to each county and municipality must be equal to the amount determined in 2012 (sec. 79.036, Wis. Stats.) and adjusted for fallen protective services insurance reimbursement (sec. 79.036(4), Wis. Stats.).

County and Municipal Aid Calculation	
1. Prior year county and municipal aid	\$65,028.78
2. Increase due to sales tax revenue, including adjustments (<i>district changes</i>)	\$1,495.66
3. Fallen protective services insurance adjustment	-\$4.81
4. Fallen protective services insurance reimbursement (<i>reported to DOR</i>)	\$0.00
5. Total County and Municipal Aid (sum of Lines 1-4)	\$66,519.63

Utility Aid

- Under state law, utility aid is distributed to each county and municipality where tax-exempt utility property is located (sec. 79.04, Wis. Stats.)
- Utility companies report utility property information to DOR annually
- DOR uses the provided information to accurately calculate utility aid (*shown below*)

Utility Aid Calculation	
1. Net book value, <i>as of December 31, 2024 (including expected additions/retirements)</i>	\$0.00
2. Total net book value payment	\$0.00
3. Minimum payment	\$0.00
4. Megawatt capacity	0.0
5. Megawatt capacity payment	\$0.00
6. Closed/decommissioned production plant (phased down) payment	\$0.00
7. Subtotal (<i>sum of Lines 2, 3, 5 and 6</i>)	\$0.00
8. Population cap	\$414,375.00
9. Adjusted subtotal (<i>lesser of Line 7 or Line 8</i>)	\$0.00
10. Adjacent site incentive payment	\$0.00
11. Baseload incentive payment	\$0.00
12. Co-generation incentive payment	\$0.00
13. Alternative energy incentive payment	\$0.00
14. Total incentive payments (<i>sum of Lines 10 through 13</i>)	\$0.00
15. Spent nuclear fuel payment	\$0.00
16. Total Utility Aid – this is the utility aid payment listed on the front of the estimate (<i>sum of Lines 9, 14 and 15</i>)	\$0.00

Supplemental County and Municipal Aid

- Under state law, supplemental county and municipal aid paid to each county and municipality is determined by 2023 Wisconsin Act 12 (sec. 79.037, Wis. Stats.)
- For detailed information, review [county and municipal aid spreadsheet](#)

Supplemental County and Municipal Aid Calculation	
1. Prior year supplemental county and municipal aid	\$46,600.97
2. Increase due to sales tax revenue including adjustments (<i>district changes</i>)	\$1,071.82
3. Total Supplemental County and Municipal Aid (<i>sum of Lines 1 and 2</i>)	\$47,672.79

Expenditure Restraint Incentive Program

- Only municipalities are eligible to receive Expenditure Restraint Incentive Program (ERIP) payments
- Under state law, in 2025, each municipality will receive a payment that is equal to the amount of the payment received by the municipality in 2024 (sec. 79.05(4), Wis. Stats., from 2023 WI Act 12 – notwithstanding subs. (2) and (3))

Contact Information

If you have questions, contact us at lgs@wisconsin.gov, (608) 266-8618 or (608) 261-5167.



State of Wisconsin • DEPARTMENT OF REVENUE

DIVISION OF STATE AND LOCAL FINANCE • BUREAU OF LOCAL GOVERNMENT SERVICES • 2135 RIMROCK RD MADISON, WI 53713

Mailing Address:
PO Box 8971 #6-97
Madison WI 53708-8971
Fax: (608) 264-6887
lgs@wisconsin.gov

September 13, 2024

DOROTHY VAYDA
TOWN OF COMMONWEALTH
4157 SHADY LN
FLORENCE WI 54121-9180

Notice of Shared Revenue – 2025 Original Estimate

Notice Information

The Wisconsin Department of Revenue (DOR) is providing the **estimated** shared revenue amounts your local government will receive in 2025 under current state law for county and municipal aid, supplemental county and municipal aid, utility aid and the expenditure restraint incentive program. This does not include adjustments, shown on the July and November payment notices.

District	TOWN OF COMMONWEALTH	County	FLORENCE	Co-muni code	19-004
-----------------	----------------------	---------------	----------	---------------------	--------

Estimate Information

For an explanation of each aid payment listed below, review the additional information in this notice.

2025 Original Estimate	
1. County and municipal aid	\$13,653.14
2. Utility aid	\$7,800.00
3. Supplemental county and municipal aid	\$37,533.78
4. Expenditure restraint incentive program	\$0.00
5. Total Estimated 2025 Payments (sum of Lines 1-4)	\$58,986.92

Payment Information

Your local government will receive two distributions in 2025 :

- July 28, 2025: 15% of Line 1, 2, and 3 and 100% of Line 4 (*shown above*)
- November 17, 2025: balance of your 2025 aid payments

County and Municipal Aid

Under state law, the county and municipal aid paid to each county and municipality must be equal to the amount determined in 2012 (sec. 79.036, Wis. Stats.) and adjusted for fallen protective services insurance reimbursement (sec. 79.036(4), Wis. Stats.).

County and Municipal Aid Calculation	
1. Prior year county and municipal aid	\$13,347.15
2. Increase due to sales tax revenue, including adjustments (<i>district changes</i>)	\$306.98
3. Fallen protective services insurance adjustment	-\$0.99
4. Fallen protective services insurance reimbursement (<i>reported to DOR</i>)	\$0.00
5. Total County and Municipal Aid (sum of Lines 1-4)	\$13,653.14

Utility Aid

- Under state law, utility aid is distributed to each county and municipality where tax-exempt utility property is located (sec. 79.04, Wis. Stats.)
- Utility companies report utility property information to DOR annually
- DOR uses the provided information to accurately calculate utility aid (*shown below*)

Utility Aid Calculation	
1. Net book value, <i>as of December 31, 2024 (including expected additions/retirements)</i>	\$0.00
2. Total net book value payment	\$0.00
3. Minimum payment	\$0.00
4. Megawatt capacity	3.6
5. Megawatt capacity payment	\$2,400.00
6. Closed/decommissioned production plant (phased down) payment	\$0.00
7. Subtotal (<i>sum of Lines 2, 3, 5 and 6</i>)	\$2,400.00
8. Population cap	\$170,425.00
9. Adjusted subtotal (<i>lesser of Line 7 or Line 8</i>)	\$2,400.00
10. Adjacent site incentive payment	\$0.00
11. Baseload incentive payment	\$0.00
12. Co-generation incentive payment	\$0.00
13. Alternative energy incentive payment	\$5,400.00
14. Total incentive payments (<i>sum of Lines 10 through 13</i>)	\$5,400.00
15. Spent nuclear fuel payment	\$0.00
16. Total Utility Aid – this is the utility aid payment listed on the front of the estimate (<i>sum of Lines 9, 14 and 15</i>)	\$7,800.00

Supplemental County and Municipal Aid

- Under state law, supplemental county and municipal aid paid to each county and municipality is determined by 2023 Wisconsin Act 12 (sec. 79.037, Wis. Stats.)
- For detailed information, review [county and municipal aid spreadsheet](#)

Supplemental County and Municipal Aid Calculation	
1. Prior year supplemental county and municipal aid	\$36,689.91
2. Increase due to sales tax revenue including adjustments (<i>district changes</i>)	\$843.87
3. Total Supplemental County and Municipal Aid (<i>sum of Lines 1 and 2</i>)	\$37,533.78

Expenditure Restraint Incentive Program

- Only municipalities are eligible to receive Expenditure Restraint Incentive Program (ERIP) payments
- Under state law, in 2025, each municipality will receive a payment that is equal to the amount of the payment received by the municipality in 2024 (sec. 79.05(4), Wis. Stats., from 2023 WI Act 12 – notwithstanding subs. (2) and (3))

Contact Information

If you have questions, contact us at lgs@wisconsin.gov, (608) 266-8618 or (608) 261-5167.



State of Wisconsin • DEPARTMENT OF REVENUE

DIVISION OF STATE AND LOCAL FINANCE • BUREAU OF LOCAL GOVERNMENT SERVICES • 2135 RIMROCK RD MADISON, WI 53713

Mailing Address:
PO Box 8971 #6-97
Madison WI 53708-8971
Fax: (608) 264-6887
lgs@wisconsin.gov

September 13, 2024

SAMANTHA PYRCZ
TOWN OF FENCE
PO BOX 54
FENCE WI 54120-0054

Notice of Shared Revenue – 2025 Original Estimate

Notice Information

The Wisconsin Department of Revenue (DOR) is providing the **estimated** shared revenue amounts your local government will receive in 2025 under current state law for county and municipal aid, supplemental county and municipal aid, utility aid and the expenditure restraint incentive program. This does not include adjustments, shown on the July and November payment notices.

District	TOWN OF FENCE	County	FLORENCE	Co-muni code	19-006
-----------------	---------------	---------------	----------	---------------------	--------

Estimate Information

For an explanation of each aid payment listed below, review the additional information in this notice.

2025 Original Estimate	
1. County and municipal aid	\$4,274.88
2. Utility aid	\$0.00
3. Supplemental county and municipal aid	\$33,837.19
4. Expenditure restraint incentive program	\$0.00
5. Total Estimated 2025 Payments (sum of Lines 1-4)	\$38,112.07

Payment Information

Your local government will receive two distributions in 2025 :

- July 28, 2025: 15% of Line 1, 2, and 3 and 100% of Line 4 (*shown above*)
- November 17, 2025: balance of your 2025 aid payments

County and Municipal Aid

Under state law, the county and municipal aid paid to each county and municipality must be equal to the amount determined in 2012 (sec. 79.036, Wis. Stats.) and adjusted for fallen protective services insurance reimbursement (sec. 79.036(4), Wis. Stats.).

County and Municipal Aid Calculation	
1. Prior year county and municipal aid	\$4,179.07
2. Increase due to sales tax revenue, including adjustments (<i>district changes</i>)	\$96.12
3. Fallen protective services insurance adjustment	-\$0.31
4. Fallen protective services insurance reimbursement (<i>reported to DOR</i>)	\$0.00
5. Total County and Municipal Aid (sum of Lines 1-4)	\$4,274.88

Utility Aid

- Under state law, utility aid is distributed to each county and municipality where tax-exempt utility property is located (sec. 79.04, Wis. Stats.)
- Utility companies report utility property information to DOR annually
- DOR uses the provided information to accurately calculate utility aid (*shown below*)

Utility Aid Calculation	
1. Net book value, <i>as of December 31, 2024 (including expected additions/retirements)</i>	\$0.00
2. Total net book value payment	\$0.00
3. Minimum payment	\$0.00
4. Megawatt capacity	0.0
5. Megawatt capacity payment	\$0.00
6. Closed/decommissioned production plant (phased down) payment	\$0.00
7. Subtotal (<i>sum of Lines 2, 3, 5 and 6</i>)	\$0.00
8. Population cap	\$76,500.00
9. Adjusted subtotal (<i>lesser of Line 7 or Line 8</i>)	\$0.00
10. Adjacent site incentive payment	\$0.00
11. Baseload incentive payment	\$0.00
12. Co-generation incentive payment	\$0.00
13. Alternative energy incentive payment	\$0.00
14. Total incentive payments (<i>sum of Lines 10 through 13</i>)	\$0.00
15. Spent nuclear fuel payment	\$0.00
16. Total Utility Aid – this is the utility aid payment listed on the front of the estimate (<i>sum of Lines 9, 14 and 15</i>)	\$0.00

Supplemental County and Municipal Aid

- Under state law, supplemental county and municipal aid paid to each county and municipality is determined by 2023 Wisconsin Act 12 (sec. 79.037, Wis. Stats.)
- For detailed information, review [county and municipal aid spreadsheet](#)

Supplemental County and Municipal Aid Calculation	
1. Prior year supplemental county and municipal aid	\$33,076.43
2. Increase due to sales tax revenue including adjustments (<i>district changes</i>)	\$760.76
3. Total Supplemental County and Municipal Aid (<i>sum of Lines 1 and 2</i>)	\$33,837.19

Expenditure Restraint Incentive Program

- Only municipalities are eligible to receive Expenditure Restraint Incentive Program (ERIP) payments
- Under state law, in 2025, each municipality will receive a payment that is equal to the amount of the payment received by the municipality in 2024 (sec. 79.05(4), Wis. Stats., from 2023 WI Act 12 – notwithstanding subs. (2) and (3))

Contact Information

If you have questions, contact us at lgs@wisconsin.gov, (608) 266-8618 or (608) 261-5167.



State of Wisconsin • DEPARTMENT OF REVENUE

DIVISION OF STATE AND LOCAL FINANCE • BUREAU OF LOCAL GOVERNMENT SERVICES • 2135 RIMROCK RD MADISON, WI 53713

Mailing Address:
PO Box 8971 #6-97
Madison WI 53708-8971
Fax: (608) 264-6887
lgs@wisconsin.gov

September 13, 2024

PATTI DE CLARK
TOWN OF FERN
PO BOX 290
FLORENCE WI 54121-0290

Notice of Shared Revenue – 2025 Original Estimate

Notice Information

The Wisconsin Department of Revenue (DOR) is providing the **estimated** shared revenue amounts your local government will receive in 2025 under current state law for county and municipal aid, supplemental county and municipal aid, utility aid and the expenditure restraint incentive program. This does not include adjustments, shown on the July and November payment notices.

District	TOWN OF FERN	County	FLORENCE	Co-muni code	19-008
-----------------	--------------	---------------	----------	---------------------	--------

Estimate Information

For an explanation of each aid payment listed below, review the additional information in this notice.

2025 Original Estimate	
1. County and municipal aid	\$5,642.21
2. Utility aid	\$0.00
3. Supplemental county and municipal aid	\$33,871.57
4. Expenditure restraint incentive program	\$0.00
5. Total Estimated 2025 Payments (sum of Lines 1-4)	\$39,513.78

Payment Information

Your local government will receive two distributions in 2025 :

- July 28, 2025: 15% of Line 1, 2, and 3 and 100% of Line 4 (*shown above*)
- November 17, 2025: balance of your 2025 aid payments

County and Municipal Aid

Under state law, the county and municipal aid paid to each county and municipality must be equal to the amount determined in 2012 (sec. 79.036, Wis. Stats.) and adjusted for fallen protective services insurance reimbursement (sec. 79.036(4), Wis. Stats.).

County and Municipal Aid Calculation	
1. Prior year county and municipal aid	\$5,515.76
2. Increase due to sales tax revenue, including adjustments (<i>district changes</i>)	\$126.86
3. Fallen protective services insurance adjustment	-\$0.41
4. Fallen protective services insurance reimbursement (<i>reported to DOR</i>)	\$0.00
5. Total County and Municipal Aid (sum of Lines 1-4)	\$5,642.21

Utility Aid

- Under state law, utility aid is distributed to each county and municipality where tax-exempt utility property is located (sec. 79.04, Wis. Stats.)
- Utility companies report utility property information to DOR annually
- DOR uses the provided information to accurately calculate utility aid (*shown below*)

Utility Aid Calculation	
1. Net book value, <i>as of December 31, 2024 (including expected additions/retirements)</i>	\$0.00
2. Total net book value payment	\$0.00
3. Minimum payment	\$0.00
4. Megawatt capacity	0.0
5. Megawatt capacity payment	\$0.00
6. Closed/decommissioned production plant (phased down) payment	\$0.00
7. Subtotal (<i>sum of Lines 2, 3, 5 and 6</i>)	\$0.00
8. Population cap	\$80,750.00
9. Adjusted subtotal (<i>lesser of Line 7 or Line 8</i>)	\$0.00
10. Adjacent site incentive payment	\$0.00
11. Baseload incentive payment	\$0.00
12. Co-generation incentive payment	\$0.00
13. Alternative energy incentive payment	\$0.00
14. Total incentive payments (<i>sum of Lines 10 through 13</i>)	\$0.00
15. Spent nuclear fuel payment	\$0.00
16. Total Utility Aid – this is the utility aid payment listed on the front of the estimate (<i>sum of Lines 9, 14 and 15</i>)	\$0.00

Supplemental County and Municipal Aid

- Under state law, supplemental county and municipal aid paid to each county and municipality is determined by 2023 Wisconsin Act 12 (sec. 79.037, Wis. Stats.)
- For detailed information, review [county and municipal aid spreadsheet](#)

Supplemental County and Municipal Aid Calculation	
1. Prior year supplemental county and municipal aid	\$33,110.04
2. Increase due to sales tax revenue including adjustments (<i>district changes</i>)	\$761.53
3. Total Supplemental County and Municipal Aid (<i>sum of Lines 1 and 2</i>)	\$33,871.57

Expenditure Restraint Incentive Program

- Only municipalities are eligible to receive Expenditure Restraint Incentive Program (ERIP) payments
- Under state law, in 2025, each municipality will receive a payment that is equal to the amount of the payment received by the municipality in 2024 (sec. 79.05(4), Wis. Stats., from 2023 WI Act 12 – notwithstanding subs. (2) and (3))

Contact Information

If you have questions, contact us at lgs@wisconsin.gov, (608) 266-8618 or (608) 261-5167.



State of Wisconsin • DEPARTMENT OF REVENUE

DIVISION OF STATE AND LOCAL FINANCE • BUREAU OF LOCAL GOVERNMENT SERVICES • 2135 RIMROCK RD MADISON, WI 53713

Mailing Address:
PO Box 8971 #6-97
Madison WI 53708-8971
Fax: (608) 264-6887
lgs@wisconsin.gov

September 13, 2024

SHELLY VAN PEMBROOK
TOWN OF FLORENCE
PO BOX 247
FLORENCE WI 54121-0247

Notice of Shared Revenue – 2025 Original Estimate

Notice Information

The Wisconsin Department of Revenue (DOR) is providing the **estimated** shared revenue amounts your local government will receive in 2025 under current state law for county and municipal aid, supplemental county and municipal aid, utility aid and the expenditure restraint incentive program. This does not include adjustments, shown on the July and November payment notices.

District	TOWN OF FLORENCE	County	FLORENCE	Co-muni code	19-010
-----------------	------------------	---------------	----------	---------------------	--------

Estimate Information

For an explanation of each aid payment listed below, review the additional information in this notice.

2025 Original Estimate	
1. County and municipal aid	\$48,420.55
2. Utility aid	\$26,951.60
3. Supplemental county and municipal aid	\$66,727.60
4. Expenditure restraint incentive program	\$0.00
5. Total Estimated 2025 Payments (sum of Lines 1-4)	\$142,099.75

Payment Information

Your local government will receive two distributions in 2025 :

- July 28, 2025: 15% of Line 1, 2, and 3 and 100% of Line 4 (*shown above*)
- November 17, 2025: balance of your 2025 aid payments

County and Municipal Aid

Under state law, the county and municipal aid paid to each county and municipality must be equal to the amount determined in 2012 (sec. 79.036, Wis. Stats.) and adjusted for fallen protective services insurance reimbursement (sec. 79.036(4), Wis. Stats.).

County and Municipal Aid Calculation	
1. Prior year county and municipal aid	\$47,335.34
2. Increase due to sales tax revenue, including adjustments (<i>district changes</i>)	\$1,088.71
3. Fallen protective services insurance adjustment	-\$3.50
4. Fallen protective services insurance reimbursement (<i>reported to DOR</i>)	\$0.00
5. Total County and Municipal Aid (sum of Lines 1-4)	\$48,420.55

Utility Aid

- Under state law, utility aid is distributed to each county and municipality where tax-exempt utility property is located (sec. 79.04, Wis. Stats.)
- Utility companies report utility property information to DOR annually
- DOR uses the provided information to accurately calculate utility aid (*shown below*)

Utility Aid Calculation	
1. Net book value, <i>as of December 31, 2024 (including expected additions/retirements)</i>	\$4,650,534.00
2. Total net book value payment	\$13,951.60
3. Minimum payment	\$0.00
4. Megawatt capacity	6.0
5. Megawatt capacity payment	\$4,000.00
6. Closed/decommissioned production plant (phased down) payment	\$0.00
7. Subtotal (<i>sum of Lines 2, 3, 5 and 6</i>)	\$17,951.60
8. Population cap	\$882,300.00
9. Adjusted subtotal (<i>lesser of Line 7 or Line 8</i>)	\$17,951.60
10. Adjacent site incentive payment	\$0.00
11. Baseload incentive payment	\$0.00
12. Co-generation incentive payment	\$0.00
13. Alternative energy incentive payment	\$9,000.00
14. Total incentive payments (<i>sum of Lines 10 through 13</i>)	\$9,000.00
15. Spent nuclear fuel payment	\$0.00
16. Total Utility Aid – this is the utility aid payment listed on the front of the estimate (<i>sum of Lines 9, 14 and 15</i>)	\$26,951.60

Supplemental County and Municipal Aid

- Under state law, supplemental county and municipal aid paid to each county and municipality is determined by 2023 Wisconsin Act 12 (sec. 79.037, Wis. Stats.)
- For detailed information, review [county and municipal aid spreadsheet](#)

Supplemental County and Municipal Aid Calculation	
1. Prior year supplemental county and municipal aid	\$65,227.37
2. Increase due to sales tax revenue including adjustments (<i>district changes</i>)	\$1,500.23
3. Total Supplemental County and Municipal Aid (<i>sum of Lines 1 and 2</i>)	\$66,727.60

Expenditure Restraint Incentive Program

- Only municipalities are eligible to receive Expenditure Restraint Incentive Program (ERIP) payments
- Under state law, in 2025, each municipality will receive a payment that is equal to the amount of the payment received by the municipality in 2024 (sec. 79.05(4), Wis. Stats., from 2023 WI Act 12 – notwithstanding subs. (2) and (3))

Contact Information

If you have questions, contact us at lgs@wisconsin.gov, (608) 266-8618 or (608) 261-5167.



State of Wisconsin • DEPARTMENT OF REVENUE

DIVISION OF STATE AND LOCAL FINANCE • BUREAU OF LOCAL GOVERNMENT SERVICES • 2135 RIMROCK RD MADISON, WI 53713

Mailing Address:
PO Box 8971 #6-97
Madison WI 53708-8971
Fax: (608) 264-6887
lgs@wisconsin.gov

September 13, 2024

LINDA MCLAIN
TOWN OF HOMESTEAD
4452 WILBERT RD
FLORENCE WI 54121-7110

Notice of Shared Revenue – 2025 Original Estimate

Notice Information

The Wisconsin Department of Revenue (DOR) is providing the **estimated** shared revenue amounts your local government will receive in 2025 under current state law for county and municipal aid, supplemental county and municipal aid, utility aid and the expenditure restraint incentive program. This does not include adjustments, shown on the July and November payment notices.

District	TOWN OF HOMESTEAD	County	FLORENCE	Co-muni code	19-012
-----------------	-------------------	---------------	----------	---------------------	--------

Estimate Information

For an explanation of each aid payment listed below, review the additional information in this notice.

2025 Original Estimate	
1. County and municipal aid	\$13,058.82
2. Utility aid	\$0.00
3. Supplemental county and municipal aid	\$37,327.48
4. Expenditure restraint incentive program	\$0.00
5. Total Estimated 2025 Payments (sum of Lines 1-4)	\$50,386.30

Payment Information

Your local government will receive two distributions in 2025 :

- July 28, 2025: 15% of Line 1, 2, and 3 and 100% of Line 4 (*shown above*)
- November 17, 2025: balance of your 2025 aid payments

County and Municipal Aid

Under state law, the county and municipal aid paid to each county and municipality must be equal to the amount determined in 2012 (sec. 79.036, Wis. Stats.) and adjusted for fallen protective services insurance reimbursement (sec. 79.036(4), Wis. Stats.).

County and Municipal Aid Calculation	
1. Prior year county and municipal aid	\$12,766.14
2. Increase due to sales tax revenue, including adjustments (<i>district changes</i>)	\$293.62
3. Fallen protective services insurance adjustment	-\$0.94
4. Fallen protective services insurance reimbursement (<i>reported to DOR</i>)	\$0.00
5. Total County and Municipal Aid (sum of Lines 1-4)	\$13,058.82

Utility Aid

- Under state law, utility aid is distributed to each county and municipality where tax-exempt utility property is located (sec. 79.04, Wis. Stats.)
- Utility companies report utility property information to DOR annually
- DOR uses the provided information to accurately calculate utility aid (*shown below*)

Utility Aid Calculation	
1. Net book value, <i>as of December 31, 2024 (including expected additions/retirements)</i>	\$0.00
2. Total net book value payment	\$0.00
3. Minimum payment	\$0.00
4. Megawatt capacity	0.0
5. Megawatt capacity payment	\$0.00
6. Closed/decommissioned production plant (phased down) payment	\$0.00
7. Subtotal (<i>sum of Lines 2, 3, 5 and 6</i>)	\$0.00
8. Population cap	\$161,075.00
9. Adjusted subtotal (<i>lesser of Line 7 or Line 8</i>)	\$0.00
10. Adjacent site incentive payment	\$0.00
11. Baseload incentive payment	\$0.00
12. Co-generation incentive payment	\$0.00
13. Alternative energy incentive payment	\$0.00
14. Total incentive payments (<i>sum of Lines 10 through 13</i>)	\$0.00
15. Spent nuclear fuel payment	\$0.00
16. Total Utility Aid – this is the utility aid payment listed on the front of the estimate (<i>sum of Lines 9, 14 and 15</i>)	\$0.00

Supplemental County and Municipal Aid

- Under state law, supplemental county and municipal aid paid to each county and municipality is determined by 2023 Wisconsin Act 12 (sec. 79.037, Wis. Stats.)
- For detailed information, review [county and municipal aid spreadsheet](#)

Supplemental County and Municipal Aid Calculation	
1. Prior year supplemental county and municipal aid	\$36,488.25
2. Increase due to sales tax revenue including adjustments (<i>district changes</i>)	\$839.23
3. Total Supplemental County and Municipal Aid (<i>sum of Lines 1 and 2</i>)	\$37,327.48

Expenditure Restraint Incentive Program

- Only municipalities are eligible to receive Expenditure Restraint Incentive Program (ERIP) payments
- Under state law, in 2025, each municipality will receive a payment that is equal to the amount of the payment received by the municipality in 2024 (sec. 79.05(4), Wis. Stats., from 2023 WI Act 12 – notwithstanding subs. (2) and (3))

Contact Information

If you have questions, contact us at lgs@wisconsin.gov, (608) 266-8618 or (608) 261-5167.



State of Wisconsin • DEPARTMENT OF REVENUE

DIVISION OF STATE AND LOCAL FINANCE • BUREAU OF LOCAL GOVERNMENT SERVICES • 2135 RIMROCK RD MADISON, WI 53713

Mailing Address:
PO Box 8971 #6-97
Madison WI 53708-8971
Fax: (608) 264-6887
lgs@wisconsin.gov

September 13, 2024

JOSEPH HURST
TOWN OF LONG LAKE
PO BOX 153
LONG LAKE WI 54542-0153

Notice of Shared Revenue – 2025 Original Estimate

Notice Information

The Wisconsin Department of Revenue (DOR) is providing the **estimated** shared revenue amounts your local government will receive in 2025 under current state law for county and municipal aid, supplemental county and municipal aid, utility aid and the expenditure restraint incentive program. This does not include adjustments, shown on the July and November payment notices.

District	TOWN OF LONG LAKE	County	FLORENCE	Co-muni code	19-014
-----------------	-------------------	---------------	----------	---------------------	--------

Estimate Information

For an explanation of each aid payment listed below, review the additional information in this notice.

2025 Original Estimate	
1. County and municipal aid	\$9,478.62
2. Utility aid	\$0.00
3. Supplemental county and municipal aid	\$33,751.20
4. Expenditure restraint incentive program	\$0.00
5. Total Estimated 2025 Payments (sum of Lines 1-4)	\$43,229.82

Payment Information

Your local government will receive two distributions in 2025 :

- July 28, 2025: 15% of Line 1, 2, and 3 and 100% of Line 4 (*shown above*)
- November 17, 2025: balance of your 2025 aid payments

County and Municipal Aid

Under state law, the county and municipal aid paid to each county and municipality must be equal to the amount determined in 2012 (sec. 79.036, Wis. Stats.) and adjusted for fallen protective services insurance reimbursement (sec. 79.036(4), Wis. Stats.).

County and Municipal Aid Calculation	
1. Prior year county and municipal aid	\$9,266.18
2. Increase due to sales tax revenue, including adjustments (<i>district changes</i>)	\$213.12
3. Fallen protective services insurance adjustment	-\$0.68
4. Fallen protective services insurance reimbursement (<i>reported to DOR</i>)	\$0.00
5. Total County and Municipal Aid (sum of Lines 1-4)	\$9,478.62

Utility Aid

- Under state law, utility aid is distributed to each county and municipality where tax-exempt utility property is located (sec. 79.04, Wis. Stats.)
- Utility companies report utility property information to DOR annually
- DOR uses the provided information to accurately calculate utility aid (*shown below*)

Utility Aid Calculation	
1. Net book value, <i>as of December 31, 2024 (including expected additions/retirements)</i>	\$0.00
2. Total net book value payment	\$0.00
3. Minimum payment	\$0.00
4. Megawatt capacity	0.0
5. Megawatt capacity payment	\$0.00
6. Closed/decommissioned production plant (phased down) payment	\$0.00
7. Subtotal (<i>sum of Lines 2, 3, 5 and 6</i>)	\$0.00
8. Population cap	\$73,100.00
9. Adjusted subtotal (<i>lesser of Line 7 or Line 8</i>)	\$0.00
10. Adjacent site incentive payment	\$0.00
11. Baseload incentive payment	\$0.00
12. Co-generation incentive payment	\$0.00
13. Alternative energy incentive payment	\$0.00
14. Total incentive payments (<i>sum of Lines 10 through 13</i>)	\$0.00
15. Spent nuclear fuel payment	\$0.00
16. Total Utility Aid – this is the utility aid payment listed on the front of the estimate (<i>sum of Lines 9, 14 and 15</i>)	\$0.00

Supplemental County and Municipal Aid

- Under state law, supplemental county and municipal aid paid to each county and municipality is determined by 2023 Wisconsin Act 12 (sec. 79.037, Wis. Stats.)
- For detailed information, review [county and municipal aid spreadsheet](#)

Supplemental County and Municipal Aid Calculation	
1. Prior year supplemental county and municipal aid	\$32,992.38
2. Increase due to sales tax revenue including adjustments (<i>district changes</i>)	\$758.82
3. Total Supplemental County and Municipal Aid (<i>sum of Lines 1 and 2</i>)	\$33,751.20

Expenditure Restraint Incentive Program

- Only municipalities are eligible to receive Expenditure Restraint Incentive Program (ERIP) payments
- Under state law, in 2025, each municipality will receive a payment that is equal to the amount of the payment received by the municipality in 2024 (sec. 79.05(4), Wis. Stats., from 2023 WI Act 12 – notwithstanding subs. (2) and (3))

Contact Information

If you have questions, contact us at lgs@wisconsin.gov, (608) 266-8618 or (608) 261-5167.



State of Wisconsin • DEPARTMENT OF REVENUE

DIVISION OF STATE AND LOCAL FINANCE • BUREAU OF LOCAL GOVERNMENT SERVICES • 2135 RIMROCK RD MADISON, WI 53713

Mailing Address:
PO Box 8971 #6-97
Madison WI 53708-8971
Fax: (608) 264-6887
lgs@wisconsin.gov

September 13, 2024

AMANDA HARVAT
TOWN OF TIPLER
11102 DREAM LAKE RD
TIPLER WI 54542-9657

Notice of Shared Revenue – 2025 Original Estimate

Notice Information

The Wisconsin Department of Revenue (DOR) is providing the **estimated** shared revenue amounts your local government will receive in 2025 under current state law for county and municipal aid, supplemental county and municipal aid, utility aid and the expenditure restraint incentive program. This does not include adjustments, shown on the July and November payment notices.

District	TOWN OF TIPLER	County	FLORENCE	Co-muni code	19-016
-----------------	----------------	---------------	----------	---------------------	--------

Estimate Information

For an explanation of each aid payment listed below, review the additional information in this notice.

2025 Original Estimate	
1. County and municipal aid	\$3,978.81
2. Utility aid	\$0.00
3. Supplemental county and municipal aid	\$33,424.48
4. Expenditure restraint incentive program	\$0.00
5. Total Estimated 2025 Payments (sum of Lines 1-4)	\$37,403.29

Payment Information

Your local government will receive two distributions in 2025 :

- July 28, 2025: 15% of Line 1, 2, and 3 and 100% of Line 4 (*shown above*)
- November 17, 2025: balance of your 2025 aid payments

County and Municipal Aid

Under state law, the county and municipal aid paid to each county and municipality must be equal to the amount determined in 2012 (sec. 79.036, Wis. Stats.) and adjusted for fallen protective services insurance reimbursement (sec. 79.036(4), Wis. Stats.).

County and Municipal Aid Calculation	
1. Prior year county and municipal aid	\$3,889.64
2. Increase due to sales tax revenue, including adjustments (<i>district changes</i>)	\$89.46
3. Fallen protective services insurance adjustment	-\$0.29
4. Fallen protective services insurance reimbursement (<i>reported to DOR</i>)	\$0.00
5. Total County and Municipal Aid (sum of Lines 1-4)	\$3,978.81

Utility Aid

- Under state law, utility aid is distributed to each county and municipality where tax-exempt utility property is located (sec. 79.04, Wis. Stats.)
- Utility companies report utility property information to DOR annually
- DOR uses the provided information to accurately calculate utility aid (*shown below*)

Utility Aid Calculation	
1. Net book value, <i>as of December 31, 2024 (including expected additions/retirements)</i>	\$0.00
2. Total net book value payment	\$0.00
3. Minimum payment	\$0.00
4. Megawatt capacity	0.0
5. Megawatt capacity payment	\$0.00
6. Closed/decommissioned production plant (phased down) payment	\$0.00
7. Subtotal (<i>sum of Lines 2, 3, 5 and 6</i>)	\$0.00
8. Population cap	\$68,850.00
9. Adjusted subtotal (<i>lesser of Line 7 or Line 8</i>)	\$0.00
10. Adjacent site incentive payment	\$0.00
11. Baseload incentive payment	\$0.00
12. Co-generation incentive payment	\$0.00
13. Alternative energy incentive payment	\$0.00
14. Total incentive payments (<i>sum of Lines 10 through 13</i>)	\$0.00
15. Spent nuclear fuel payment	\$0.00
16. Total Utility Aid – this is the utility aid payment listed on the front of the estimate (<i>sum of Lines 9, 14 and 15</i>)	\$0.00

Supplemental County and Municipal Aid

- Under state law, supplemental county and municipal aid paid to each county and municipality is determined by 2023 Wisconsin Act 12 (sec. 79.037, Wis. Stats.)
- For detailed information, review [county and municipal aid spreadsheet](#)

Supplemental County and Municipal Aid Calculation	
1. Prior year supplemental county and municipal aid	\$32,673.00
2. Increase due to sales tax revenue including adjustments (<i>district changes</i>)	\$751.48
3. Total Supplemental County and Municipal Aid (<i>sum of Lines 1 and 2</i>)	\$33,424.48

Expenditure Restraint Incentive Program

- Only municipalities are eligible to receive Expenditure Restraint Incentive Program (ERIP) payments
- Under state law, in 2025, each municipality will receive a payment that is equal to the amount of the payment received by the municipality in 2024 (sec. 79.05(4), Wis. Stats., from 2023 WI Act 12 – notwithstanding subs. (2) and (3))

Contact Information

If you have questions, contact us at lgs@wisconsin.gov, (608) 266-8618 or (608) 261-5167.



State of Wisconsin • DEPARTMENT OF REVENUE

DIVISION OF STATE AND LOCAL FINANCE • BUREAU OF LOCAL GOVERNMENT SERVICES • 2135 RIMROCK RD MADISON, WI 53713

Mailing Address:
PO Box 8971 #6-97
Madison WI 53708-8971
Fax: (608) 264-6887
lgs@wisconsin.gov

September 13, 2024

DONNA TRUDELL
COUNTY OF FLORENCE
PO BOX 410
FLORENCE WI 54121-0410

Notice of Shared Revenue – 2025 Original Estimate

Notice Information

The Wisconsin Department of Revenue (DOR) is providing the **estimated** shared revenue amounts your local government will receive in 2025 under current state law for county and municipal aid, supplemental county and municipal aid, utility aid and the expenditure restraint incentive program. This does not include adjustments, shown on the July and November payment notices.

District	COUNTY OF FLORENCE	County	FLORENCE	Co-muni code	19-999
-----------------	--------------------	---------------	----------	---------------------	--------

Estimate Information

For an explanation of each aid payment listed below, review the additional information in this notice.

2025 Original Estimate	
1. County and municipal aid	\$88,509.18
2. Utility aid	\$55,103.20
3. Supplemental county and municipal aid	\$196,487.37
4. Expenditure restraint incentive program	\$0.00
5. Total Estimated 2025 Payments (sum of Lines 1-4)	\$340,099.75

Payment Information

Your local government will receive two distributions in 2025 :

- July 28, 2025: 15% of Line 1, 2, and 3 and 100% of Line 4 (*shown above*)
- November 17, 2025: balance of your 2025 aid payments

County and Municipal Aid

Under state law, the county and municipal aid paid to each county and municipality must be equal to the amount determined in 2012 (sec. 79.036, Wis. Stats.) and adjusted for fallen protective services insurance reimbursement (sec. 79.036(4), Wis. Stats.).

County and Municipal Aid Calculation	
1. Prior year county and municipal aid	\$86,525.48
2. Increase due to sales tax revenue, including adjustments (<i>district changes</i>)	\$1,990.09
3. Fallen protective services insurance adjustment	-\$6.39
4. Fallen protective services insurance reimbursement (<i>reported to DOR</i>)	\$0.00
5. Total County and Municipal Aid (sum of Lines 1-4)	\$88,509.18

Utility Aid

- Under state law, utility aid is distributed to each county and municipality where tax-exempt utility property is located (sec. 79.04, Wis. Stats.)
- Utility companies report utility property information to DOR annually
- DOR uses the provided information to accurately calculate utility aid (*shown below*)

Utility Aid Calculation	
1. Net book value, <i>as of December 31, 2024 (including expected additions/retirements)</i>	\$4,650,534.00
2. Total net book value payment	\$27,903.20
3. Minimum payment	\$0.00
4. Megawatt capacity	9.6
5. Megawatt capacity payment	\$12,800.00
6. Closed/decommissioned production plant (phased down) payment	\$0.00
7. Subtotal (<i>sum of Lines 2, 3, 5 and 6</i>)	\$40,703.20
8. Population cap	\$566,875.00
9. Adjusted subtotal (<i>lesser of Line 7 or Line 8</i>)	\$40,703.20
10. Adjacent site incentive payment	\$0.00
11. Baseload incentive payment	\$0.00
12. Co-generation incentive payment	\$0.00
13. Alternative energy incentive payment	\$14,400.00
14. Total incentive payments (<i>sum of Lines 10 through 13</i>)	\$14,400.00
15. Spent nuclear fuel payment	\$0.00
16. Total Utility Aid – this is the utility aid payment listed on the front of the estimate <i>(sum of Lines 9, 14 and 15)</i>	\$55,103.20

Supplemental County and Municipal Aid

- Under state law, supplemental county and municipal aid paid to each county and municipality is determined by 2023 Wisconsin Act 12 (sec. 79.037, Wis. Stats.)
- For detailed information, review [county and municipal aid spreadsheet](#)

Supplemental County and Municipal Aid Calculation	
1. Prior year supplemental county and municipal aid	\$192,069.77
2. Increase due to sales tax revenue including adjustments (<i>district changes</i>)	\$4,417.60
3. Total Supplemental County and Municipal Aid (<i>sum of Lines 1 and 2</i>)	\$196,487.37

Expenditure Restraint Incentive Program

- Only municipalities are eligible to receive Expenditure Restraint Incentive Program (ERIP) payments
- Under state law, in 2025, each municipality will receive a payment that is equal to the amount of the payment received by the municipality in 2024 (sec. 79.05(4), Wis. Stats., from 2023 WI Act 12 – notwithstanding subs. (2) and (3))

Contact Information

If you have questions, contact us at lgs@wisconsin.gov, (608) 266-8618 or (608) 261-5167.



State of Wisconsin • DEPARTMENT OF REVENUE

DIVISION OF STATE AND LOCAL FINANCE • BUREAU OF LOCAL GOVERNMENT SERVICES • 2135 RIMROCK RD MADISON, WI 53713

Mailing Address:
PO Box 8971 #6-97
Madison WI 53708-8971
Fax: (608) 264-6887
lgs@wisconsin.gov

September 13, 2024

TONYA BRUINS
TOWN OF ALTO
W13367 HICKORY ROAD
BRANDON WI 53919

Notice of Shared Revenue – 2025 Original Estimate

Notice Information

The Wisconsin Department of Revenue (DOR) is providing the **estimated** shared revenue amounts your local government will receive in 2025 under current state law for county and municipal aid, supplemental county and municipal aid, utility aid and the expenditure restraint incentive program. This does not include adjustments, shown on the July and November payment notices.

District	TOWN OF ALTO	County	FOND DU LAC	Co-muni code	20-002
-----------------	--------------	---------------	-------------	---------------------	--------

Estimate Information

For an explanation of each aid payment listed below, review the additional information in this notice.

2025 Original Estimate	
1. County and municipal aid	\$28,859.44
2. Utility aid	\$7,020.68
3. Supplemental county and municipal aid	\$48,840.88
4. Expenditure restraint incentive program	\$0.00
5. Total Estimated 2025 Payments (sum of Lines 1-4)	\$84,721.00

Payment Information

Your local government will receive two distributions in 2025 :

- July 28, 2025: 15% of Line 1, 2, and 3 and 100% of Line 4 (*shown above*)
- November 17, 2025: balance of your 2025 aid payments

County and Municipal Aid

Under state law, the county and municipal aid paid to each county and municipality must be equal to the amount determined in 2012 (sec. 79.036, Wis. Stats.) and adjusted for fallen protective services insurance reimbursement (sec. 79.036(4), Wis. Stats.).

County and Municipal Aid Calculation	
1. Prior year county and municipal aid	\$28,212.64
2. Increase due to sales tax revenue, including adjustments (<i>district changes</i>)	\$648.89
3. Fallen protective services insurance adjustment	-\$2.09
4. Fallen protective services insurance reimbursement (<i>reported to DOR</i>)	\$0.00
5. Total County and Municipal Aid (sum of Lines 1-4)	\$28,859.44

Utility Aid

- Under state law, utility aid is distributed to each county and municipality where tax-exempt utility property is located (sec. 79.04, Wis. Stats.)
- Utility companies report utility property information to DOR annually
- DOR uses the provided information to accurately calculate utility aid (*shown below*)

Utility Aid Calculation	
1. Net book value, <i>as of December 31, 2024 (including expected additions/retirements)</i>	\$2,340,228.00
2. Total net book value payment	\$7,020.68
3. Minimum payment	\$0.00
4. Megawatt capacity	0.0
5. Megawatt capacity payment	\$0.00
6. Closed/decommissioned production plant (phased down) payment	\$0.00
7. Subtotal (<i>sum of Lines 2, 3, 5 and 6</i>)	\$7,020.68
8. Population cap	\$440,300.00
9. Adjusted subtotal (<i>lesser of Line 7 or Line 8</i>)	\$7,020.68
10. Adjacent site incentive payment	\$0.00
11. Baseload incentive payment	\$0.00
12. Co-generation incentive payment	\$0.00
13. Alternative energy incentive payment	\$0.00
14. Total incentive payments (<i>sum of Lines 10 through 13</i>)	\$0.00
15. Spent nuclear fuel payment	\$0.00
16. Total Utility Aid – this is the utility aid payment listed on the front of the estimate (<i>sum of Lines 9, 14 and 15</i>)	\$7,020.68

Supplemental County and Municipal Aid

- Under state law, supplemental county and municipal aid paid to each county and municipality is determined by 2023 Wisconsin Act 12 (sec. 79.037, Wis. Stats.)
- For detailed information, review [county and municipal aid spreadsheet](#)

Supplemental County and Municipal Aid Calculation	
1. Prior year supplemental county and municipal aid	\$47,742.80
2. Increase due to sales tax revenue including adjustments (<i>district changes</i>)	\$1,098.08
3. Total Supplemental County and Municipal Aid (<i>sum of Lines 1 and 2</i>)	\$48,840.88

Expenditure Restraint Incentive Program

- Only municipalities are eligible to receive Expenditure Restraint Incentive Program (ERIP) payments
- Under state law, in 2025, each municipality will receive a payment that is equal to the amount of the payment received by the municipality in 2024 (sec. 79.05(4), Wis. Stats., from 2023 WI Act 12 – notwithstanding subs. (2) and (3))

Contact Information

If you have questions, contact us at lgs@wisconsin.gov, (608) 266-8618 or (608) 261-5167.



State of Wisconsin • DEPARTMENT OF REVENUE

DIVISION OF STATE AND LOCAL FINANCE • BUREAU OF LOCAL GOVERNMENT SERVICES • 2135 RIMROCK RD MADISON, WI 53713

Mailing Address:
PO Box 8971 #6-97
Madison WI 53708-8971
Fax: (608) 264-6887
lgs@wisconsin.gov

September 13, 2024

TRACY FLASCH
TOWN OF ASHFORD
N2091 CHIHUAHUA LN
CAMPBELLSPORT WI 53010-2037

Notice of Shared Revenue – 2025 Original Estimate

Notice Information

The Wisconsin Department of Revenue (DOR) is providing the **estimated** shared revenue amounts your local government will receive in 2025 under current state law for county and municipal aid, supplemental county and municipal aid, utility aid and the expenditure restraint incentive program. This does not include adjustments, shown on the July and November payment notices.

District	TOWN OF ASHFORD	County	FOND DU LAC	Co-muni code	20-004
-----------------	-----------------	---------------	-------------	---------------------	--------

Estimate Information

For an explanation of each aid payment listed below, review the additional information in this notice.

2025 Original Estimate	
1. County and municipal aid	\$38,859.83
2. Utility aid	\$1,219.10
3. Supplemental county and municipal aid	\$60,481.92
4. Expenditure restraint incentive program	\$0.00
5. Total Estimated 2025 Payments (sum of Lines 1-4)	\$100,560.85

Payment Information

Your local government will receive two distributions in 2025 :

- July 28, 2025: 15% of Line 1, 2, and 3 and 100% of Line 4 (*shown above*)
- November 17, 2025: balance of your 2025 aid payments

County and Municipal Aid

Under state law, the county and municipal aid paid to each county and municipality must be equal to the amount determined in 2012 (sec. 79.036, Wis. Stats.) and adjusted for fallen protective services insurance reimbursement (sec. 79.036(4), Wis. Stats.).

County and Municipal Aid Calculation	
1. Prior year county and municipal aid	\$37,988.90
2. Increase due to sales tax revenue, including adjustments (<i>district changes</i>)	\$873.74
3. Fallen protective services insurance adjustment	-\$2.81
4. Fallen protective services insurance reimbursement (<i>reported to DOR</i>)	\$0.00
5. Total County and Municipal Aid (sum of Lines 1-4)	\$38,859.83

Utility Aid

- Under state law, utility aid is distributed to each county and municipality where tax-exempt utility property is located (sec. 79.04, Wis. Stats.)
- Utility companies report utility property information to DOR annually
- DOR uses the provided information to accurately calculate utility aid (*shown below*)

Utility Aid Calculation	
1. Net book value, <i>as of December 31, 2024 (including expected additions/retirements)</i>	\$406,368.00
2. Total net book value payment	\$1,219.10
3. Minimum payment	\$0.00
4. Megawatt capacity	0.0
5. Megawatt capacity payment	\$0.00
6. Closed/decommissioned production plant (phased down) payment	\$0.00
7. Subtotal (<i>sum of Lines 2, 3, 5 and 6</i>)	\$1,219.10
8. Population cap	\$734,400.00
9. Adjusted subtotal (<i>lesser of Line 7 or Line 8</i>)	\$1,219.10
10. Adjacent site incentive payment	\$0.00
11. Baseload incentive payment	\$0.00
12. Co-generation incentive payment	\$0.00
13. Alternative energy incentive payment	\$0.00
14. Total incentive payments (<i>sum of Lines 10 through 13</i>)	\$0.00
15. Spent nuclear fuel payment	\$0.00
16. Total Utility Aid – this is the utility aid payment listed on the front of the estimate (<i>sum of Lines 9, 14 and 15</i>)	\$1,219.10

Supplemental County and Municipal Aid

- Under state law, supplemental county and municipal aid paid to each county and municipality is determined by 2023 Wisconsin Act 12 (sec. 79.037, Wis. Stats.)
- For detailed information, review [county and municipal aid spreadsheet](#)

Supplemental County and Municipal Aid Calculation	
1. Prior year supplemental county and municipal aid	\$59,122.11
2. Increase due to sales tax revenue including adjustments (<i>district changes</i>)	\$1,359.81
3. Total Supplemental County and Municipal Aid (<i>sum of Lines 1 and 2</i>)	\$60,481.92

Expenditure Restraint Incentive Program

- Only municipalities are eligible to receive Expenditure Restraint Incentive Program (ERIP) payments
- Under state law, in 2025, each municipality will receive a payment that is equal to the amount of the payment received by the municipality in 2024 (sec. 79.05(4), Wis. Stats., from 2023 WI Act 12 – notwithstanding subs. (2) and (3))

Contact Information

If you have questions, contact us at lgs@wisconsin.gov, (608) 266-8618 or (608) 261-5167.



State of Wisconsin • DEPARTMENT OF REVENUE

DIVISION OF STATE AND LOCAL FINANCE • BUREAU OF LOCAL GOVERNMENT SERVICES • 2135 RIMROCK RD MADISON, WI 53713

Mailing Address:
PO Box 8971 #6-97
Madison WI 53708-8971
Fax: (608) 264-6887
lgs@wisconsin.gov

September 13, 2024

BONNIE BERG
TOWN OF AUBURN
W1728 SUNSET DR
CAMPBELLSPORT WI 53010

Notice of Shared Revenue – 2025 Original Estimate

Notice Information

The Wisconsin Department of Revenue (DOR) is providing the **estimated** shared revenue amounts your local government will receive in 2025 under current state law for county and municipal aid, supplemental county and municipal aid, utility aid and the expenditure restraint incentive program. This does not include adjustments, shown on the July and November payment notices.

District	TOWN OF AUBURN	County	FOND DU LAC	Co-muni code	20-006
-----------------	----------------	---------------	-------------	---------------------	--------

Estimate Information

For an explanation of each aid payment listed below, review the additional information in this notice.

2025 Original Estimate	
1. County and municipal aid	\$29,102.25
2. Utility aid	\$6,701.90
3. Supplemental county and municipal aid	\$71,684.36
4. Expenditure restraint incentive program	\$0.00
5. Total Estimated 2025 Payments (sum of Lines 1-4)	\$107,488.51

Payment Information

Your local government will receive two distributions in 2025 :

- July 28, 2025: 15% of Line 1, 2, and 3 and 100% of Line 4 (*shown above*)
- November 17, 2025: balance of your 2025 aid payments

County and Municipal Aid

Under state law, the county and municipal aid paid to each county and municipality must be equal to the amount determined in 2012 (sec. 79.036, Wis. Stats.) and adjusted for fallen protective services insurance reimbursement (sec. 79.036(4), Wis. Stats.).

County and Municipal Aid Calculation	
1. Prior year county and municipal aid	\$28,450.00
2. Increase due to sales tax revenue, including adjustments (<i>district changes</i>)	\$654.35
3. Fallen protective services insurance adjustment	-\$2.10
4. Fallen protective services insurance reimbursement (<i>reported to DOR</i>)	\$0.00
5. Total County and Municipal Aid (sum of Lines 1-4)	\$29,102.25

Utility Aid

- Under state law, utility aid is distributed to each county and municipality where tax-exempt utility property is located (sec. 79.04, Wis. Stats.)
- Utility companies report utility property information to DOR annually
- DOR uses the provided information to accurately calculate utility aid (*shown below*)

Utility Aid Calculation	
1. Net book value, <i>as of December 31, 2024 (including expected additions/retirements)</i>	\$2,233,965.00
2. Total net book value payment	\$6,701.90
3. Minimum payment	\$0.00
4. Megawatt capacity	0.0
5. Megawatt capacity payment	\$0.00
6. Closed/decommissioned production plant (phased down) payment	\$0.00
7. Subtotal (<i>sum of Lines 2, 3, 5 and 6</i>)	\$6,701.90
8. Population cap	\$1,006,400.00
9. Adjusted subtotal (<i>lesser of Line 7 or Line 8</i>)	\$6,701.90
10. Adjacent site incentive payment	\$0.00
11. Baseload incentive payment	\$0.00
12. Co-generation incentive payment	\$0.00
13. Alternative energy incentive payment	\$0.00
14. Total incentive payments (<i>sum of Lines 10 through 13</i>)	\$0.00
15. Spent nuclear fuel payment	\$0.00
16. Total Utility Aid – this is the utility aid payment listed on the front of the estimate (<i>sum of Lines 9, 14 and 15</i>)	\$6,701.90

Supplemental County and Municipal Aid

- Under state law, supplemental county and municipal aid paid to each county and municipality is determined by 2023 Wisconsin Act 12 (sec. 79.037, Wis. Stats.)
- For detailed information, review [county and municipal aid spreadsheet](#)

Supplemental County and Municipal Aid Calculation	
1. Prior year supplemental county and municipal aid	\$70,072.69
2. Increase due to sales tax revenue including adjustments (<i>district changes</i>)	\$1,611.67
3. Total Supplemental County and Municipal Aid (<i>sum of Lines 1 and 2</i>)	\$71,684.36

Expenditure Restraint Incentive Program

- Only municipalities are eligible to receive Expenditure Restraint Incentive Program (ERIP) payments
- Under state law, in 2025, each municipality will receive a payment that is equal to the amount of the payment received by the municipality in 2024 (sec. 79.05(4), Wis. Stats., from 2023 WI Act 12 – notwithstanding subs. (2) and (3))

Contact Information

If you have questions, contact us at lgs@wisconsin.gov, (608) 266-8618 or (608) 261-5167.



State of Wisconsin • DEPARTMENT OF REVENUE

DIVISION OF STATE AND LOCAL FINANCE • BUREAU OF LOCAL GOVERNMENT SERVICES • 2135 RIMROCK RD MADISON, WI 53713

Mailing Address:
PO Box 8971 #6-97
Madison WI 53708-8971
Fax: (608) 264-6887
lgs@wisconsin.gov

September 13, 2024

MARY LAUDOLFF
TOWN OF BYRON
N3438 MAPLE LANE
FOND DU LAC WI 54937

Notice of Shared Revenue – 2025 Original Estimate

Notice Information

The Wisconsin Department of Revenue (DOR) is providing the **estimated** shared revenue amounts your local government will receive in 2025 under current state law for county and municipal aid, supplemental county and municipal aid, utility aid and the expenditure restraint incentive program. This does not include adjustments, shown on the July and November payment notices.

District	TOWN OF BYRON	County	FOND DU LAC	Co-muni code	20-008
-----------------	---------------	---------------	-------------	---------------------	--------

Estimate Information

For an explanation of each aid payment listed below, review the additional information in this notice.

2025 Original Estimate	
1. County and municipal aid	\$33,227.26
2. Utility aid	\$78,741.84
3. Supplemental county and municipal aid	\$59,537.96
4. Expenditure restraint incentive program	\$0.00
5. Total Estimated 2025 Payments (sum of Lines 1-4)	\$171,507.06

Payment Information

Your local government will receive two distributions in 2025 :

- July 28, 2025: 15% of Line 1, 2, and 3 and 100% of Line 4 (*shown above*)
- November 17, 2025: balance of your 2025 aid payments

County and Municipal Aid

Under state law, the county and municipal aid paid to each county and municipality must be equal to the amount determined in 2012 (sec. 79.036, Wis. Stats.) and adjusted for fallen protective services insurance reimbursement (sec. 79.036(4), Wis. Stats.).

County and Municipal Aid Calculation	
1. Prior year county and municipal aid	\$32,482.56
2. Increase due to sales tax revenue, including adjustments (<i>district changes</i>)	\$747.10
3. Fallen protective services insurance adjustment	-\$2.40
4. Fallen protective services insurance reimbursement (<i>reported to DOR</i>)	\$0.00
5. Total County and Municipal Aid (sum of Lines 1-4)	\$33,227.26

Utility Aid

- Under state law, utility aid is distributed to each county and municipality where tax-exempt utility property is located (sec. 79.04, Wis. Stats.)
- Utility companies report utility property information to DOR annually
- DOR uses the provided information to accurately calculate utility aid (*shown below*)

Utility Aid Calculation	
1. Net book value, <i>as of December 31, 2024 (including expected additions/retirements)</i>	\$2,125,057.00
2. Total net book value payment	\$6,375.17
3. Minimum payment	\$0.00
4. Megawatt capacity	33.4
5. Megawatt capacity payment	\$22,266.67
6. Closed/decommissioned production plant (phased down) payment	\$0.00
7. Subtotal (<i>sum of Lines 2, 3, 5 and 6</i>)	\$28,641.84
8. Population cap	\$710,600.00
9. Adjusted subtotal (<i>lesser of Line 7 or Line 8</i>)	\$28,641.84
10. Adjacent site incentive payment	\$0.00
11. Baseload incentive payment	\$0.00
12. Co-generation incentive payment	\$0.00
13. Alternative energy incentive payment	\$50,100.00
14. Total incentive payments (<i>sum of Lines 10 through 13</i>)	\$50,100.00
15. Spent nuclear fuel payment	\$0.00
16. Total Utility Aid – this is the utility aid payment listed on the front of the estimate (<i>sum of Lines 9, 14 and 15</i>)	\$78,741.84

Supplemental County and Municipal Aid

- Under state law, supplemental county and municipal aid paid to each county and municipality is determined by 2023 Wisconsin Act 12 (sec. 79.037, Wis. Stats.)
- For detailed information, review [county and municipal aid spreadsheet](#)

Supplemental County and Municipal Aid Calculation	
1. Prior year supplemental county and municipal aid	\$58,199.37
2. Increase due to sales tax revenue including adjustments (<i>district changes</i>)	\$1,338.59
3. Total Supplemental County and Municipal Aid (<i>sum of Lines 1 and 2</i>)	\$59,537.96

Expenditure Restraint Incentive Program

- Only municipalities are eligible to receive Expenditure Restraint Incentive Program (ERIP) payments
- Under state law, in 2025, each municipality will receive a payment that is equal to the amount of the payment received by the municipality in 2024 (sec. 79.05(4), Wis. Stats., from 2023 WI Act 12 – notwithstanding subs. (2) and (3))

Contact Information

If you have questions, contact us at lgs@wisconsin.gov, (608) 266-8618 or (608) 261-5167.



State of Wisconsin • DEPARTMENT OF REVENUE

DIVISION OF STATE AND LOCAL FINANCE • BUREAU OF LOCAL GOVERNMENT SERVICES • 2135 RIMROCK RD MADISON, WI 53713

Mailing Address:
PO Box 8971 #6-97
Madison WI 53708-8971
Fax: (608) 264-6887
lgs@wisconsin.gov

September 13, 2024

ANDREA RIEDER
TOWN OF CALUMET
PO BOX 92, W2104 CTY HWY HH
MALONE WI 53049-0092

Notice of Shared Revenue – 2025 Original Estimate

Notice Information

The Wisconsin Department of Revenue (DOR) is providing the **estimated** shared revenue amounts your local government will receive in 2025 under current state law for county and municipal aid, supplemental county and municipal aid, utility aid and the expenditure restraint incentive program. This does not include adjustments, shown on the July and November payment notices.

District	TOWN OF CALUMET	County	FOND DU LAC	Co-muni code	20-010
-----------------	-----------------	---------------	-------------	---------------------	--------

Estimate Information

For an explanation of each aid payment listed below, review the additional information in this notice.

2025 Original Estimate	
1. County and municipal aid	\$24,361.96
2. Utility aid	\$157,308.54
3. Supplemental county and municipal aid	\$55,057.53
4. Expenditure restraint incentive program	\$0.00
5. Total Estimated 2025 Payments (sum of Lines 1-4)	\$236,728.03

Payment Information

Your local government will receive two distributions in 2025 :

- July 28, 2025: 15% of Line 1, 2, and 3 and 100% of Line 4 (*shown above*)
- November 17, 2025: balance of your 2025 aid payments

County and Municipal Aid

Under state law, the county and municipal aid paid to each county and municipality must be equal to the amount determined in 2012 (sec. 79.036, Wis. Stats.) and adjusted for fallen protective services insurance reimbursement (sec. 79.036(4), Wis. Stats.).

County and Municipal Aid Calculation	
1. Prior year county and municipal aid	\$23,815.95
2. Increase due to sales tax revenue, including adjustments (<i>district changes</i>)	\$547.77
3. Fallen protective services insurance adjustment	-\$1.76
4. Fallen protective services insurance reimbursement (<i>reported to DOR</i>)	\$0.00
5. Total County and Municipal Aid (sum of Lines 1-4)	\$24,361.96

Utility Aid

- Under state law, utility aid is distributed to each county and municipality where tax-exempt utility property is located (sec. 79.04, Wis. Stats.)
- Utility companies report utility property information to DOR annually
- DOR uses the provided information to accurately calculate utility aid (*shown below*)

Utility Aid Calculation	
1. Net book value, <i>as of December 31, 2024 (including expected additions/retirements)</i>	\$2,844.00
2. Total net book value payment	\$8.53
3. Minimum payment	\$0.00
4. Megawatt capacity	72.6
5. Megawatt capacity payment	\$48,400.01
6. Closed/decommissioned production plant (phased down) payment	\$0.00
7. Subtotal (<i>sum of Lines 2, 3, 5 and 6</i>)	\$48,408.54
8. Population cap	\$598,400.00
9. Adjusted subtotal (<i>lesser of Line 7 or Line 8</i>)	\$48,408.54
10. Adjacent site incentive payment	\$0.00
11. Baseload incentive payment	\$0.00
12. Co-generation incentive payment	\$0.00
13. Alternative energy incentive payment	\$108,900.00
14. Total incentive payments (<i>sum of Lines 10 through 13</i>)	\$108,900.00
15. Spent nuclear fuel payment	\$0.00
16. Total Utility Aid – this is the utility aid payment listed on the front of the estimate (<i>sum of Lines 9, 14 and 15</i>)	\$157,308.54

Supplemental County and Municipal Aid

- Under state law, supplemental county and municipal aid paid to each county and municipality is determined by 2023 Wisconsin Act 12 (sec. 79.037, Wis. Stats.)
- For detailed information, review [county and municipal aid spreadsheet](#)

Supplemental County and Municipal Aid Calculation	
1. Prior year supplemental county and municipal aid	\$53,819.68
2. Increase due to sales tax revenue including adjustments (<i>district changes</i>)	\$1,237.85
3. Total Supplemental County and Municipal Aid (<i>sum of Lines 1 and 2</i>)	\$55,057.53

Expenditure Restraint Incentive Program

- Only municipalities are eligible to receive Expenditure Restraint Incentive Program (ERIP) payments
- Under state law, in 2025, each municipality will receive a payment that is equal to the amount of the payment received by the municipality in 2024 (sec. 79.05(4), Wis. Stats., from 2023 WI Act 12 – notwithstanding subs. (2) and (3))

Contact Information

If you have questions, contact us at lgs@wisconsin.gov, (608) 266-8618 or (608) 261-5167.



State of Wisconsin • DEPARTMENT OF REVENUE

DIVISION OF STATE AND LOCAL FINANCE • BUREAU OF LOCAL GOVERNMENT SERVICES • 2135 RIMROCK RD MADISON, WI 53713

Mailing Address:
PO Box 8971 #6-97
Madison WI 53708-8971
Fax: (608) 264-6887
lgs@wisconsin.gov

September 13, 2024

BRENDA GOSEIN
TOWN OF EDEN
N3352 EAGLE RD
EDEN WI 53019-1462

Notice of Shared Revenue – 2025 Original Estimate

Notice Information

The Wisconsin Department of Revenue (DOR) is providing the **estimated** shared revenue amounts your local government will receive in 2025 under current state law for county and municipal aid, supplemental county and municipal aid, utility aid and the expenditure restraint incentive program. This does not include adjustments, shown on the July and November payment notices.

District	TOWN OF EDEN	County	FOND DU LAC	Co-muni code	20-012
-----------------	--------------	---------------	-------------	---------------------	--------

Estimate Information

For an explanation of each aid payment listed below, review the additional information in this notice.

2025 Original Estimate	
1. County and municipal aid	\$15,769.20
2. Utility aid	\$106,794.68
3. Supplemental county and municipal aid	\$48,428.63
4. Expenditure restraint incentive program	\$0.00
5. Total Estimated 2025 Payments (sum of Lines 1-4)	\$170,992.51

Payment Information

Your local government will receive two distributions in 2025 :

- July 28, 2025: 15% of Line 1, 2, and 3 and 100% of Line 4 (*shown above*)
- November 17, 2025: balance of your 2025 aid payments

County and Municipal Aid

Under state law, the county and municipal aid paid to each county and municipality must be equal to the amount determined in 2012 (sec. 79.036, Wis. Stats.) and adjusted for fallen protective services insurance reimbursement (sec. 79.036(4), Wis. Stats.).

County and Municipal Aid Calculation	
1. Prior year county and municipal aid	\$15,415.78
2. Increase due to sales tax revenue, including adjustments (<i>district changes</i>)	\$354.56
3. Fallen protective services insurance adjustment	-\$1.14
4. Fallen protective services insurance reimbursement (<i>reported to DOR</i>)	\$0.00
5. Total County and Municipal Aid (sum of Lines 1-4)	\$15,769.20

Utility Aid

- Under state law, utility aid is distributed to each county and municipality where tax-exempt utility property is located (sec. 79.04, Wis. Stats.)
- Utility companies report utility property information to DOR annually
- DOR uses the provided information to accurately calculate utility aid (*shown below*)

Utility Aid Calculation	
1. Net book value, <i>as of December 31, 2024 (including expected additions/retirements)</i>	\$9,164,892.00
2. Total net book value payment	\$27,494.68
3. Minimum payment	\$0.00
4. Megawatt capacity	36.6
5. Megawatt capacity payment	\$24,400.00
6. Closed/decommissioned production plant (phased down) payment	\$0.00
7. Subtotal (<i>sum of Lines 2, 3, 5 and 6</i>)	\$51,894.68
8. Population cap	\$443,700.00
9. Adjusted subtotal (<i>lesser of Line 7 or Line 8</i>)	\$51,894.68
10. Adjacent site incentive payment	\$0.00
11. Baseload incentive payment	\$0.00
12. Co-generation incentive payment	\$0.00
13. Alternative energy incentive payment	\$54,900.00
14. Total incentive payments (<i>sum of Lines 10 through 13</i>)	\$54,900.00
15. Spent nuclear fuel payment	\$0.00
16. Total Utility Aid – this is the utility aid payment listed on the front of the estimate (<i>sum of Lines 9, 14 and 15</i>)	\$106,794.68

Supplemental County and Municipal Aid

- Under state law, supplemental county and municipal aid paid to each county and municipality is determined by 2023 Wisconsin Act 12 (sec. 79.037, Wis. Stats.)
- For detailed information, review [county and municipal aid spreadsheet](#)

Supplemental County and Municipal Aid Calculation	
1. Prior year supplemental county and municipal aid	\$47,339.81
2. Increase due to sales tax revenue including adjustments (<i>district changes</i>)	\$1,088.82
3. Total Supplemental County and Municipal Aid (<i>sum of Lines 1 and 2</i>)	\$48,428.63

Expenditure Restraint Incentive Program

- Only municipalities are eligible to receive Expenditure Restraint Incentive Program (ERIP) payments
- Under state law, in 2025, each municipality will receive a payment that is equal to the amount of the payment received by the municipality in 2024 (sec. 79.05(4), Wis. Stats., from 2023 WI Act 12 – notwithstanding subs. (2) and (3))

Contact Information

If you have questions, contact us at lgs@wisconsin.gov, (608) 266-8618 or (608) 261-5167.



State of Wisconsin • DEPARTMENT OF REVENUE

DIVISION OF STATE AND LOCAL FINANCE • BUREAU OF LOCAL GOVERNMENT SERVICES • 2135 RIMROCK RD MADISON, WI 53713

Mailing Address:
PO Box 8971 #6-97
Madison WI 53708-8971
Fax: (608) 264-6887
lgs@wisconsin.gov

September 13, 2024

CHERYL PIONKE
TOWN OF ELDORADO
PO BOX 8
ELDORADO WI 54932

Notice of Shared Revenue – 2025 Original Estimate

Notice Information

The Wisconsin Department of Revenue (DOR) is providing the **estimated** shared revenue amounts your local government will receive in 2025 under current state law for county and municipal aid, supplemental county and municipal aid, utility aid and the expenditure restraint incentive program. This does not include adjustments, shown on the July and November payment notices.

District	TOWN OF ELDORADO	County	FOND DU LAC	Co-muni code	20-014
-----------------	------------------	---------------	-------------	---------------------	--------

Estimate Information

For an explanation of each aid payment listed below, review the additional information in this notice.

2025 Original Estimate	
1. County and municipal aid	\$55,599.86
2. Utility aid	\$12,093.81
3. Supplemental county and municipal aid	\$54,679.81
4. Expenditure restraint incentive program	\$0.00
5. Total Estimated 2025 Payments (sum of Lines 1-4)	\$122,373.48

Payment Information

Your local government will receive two distributions in 2025 :

- July 28, 2025: 15% of Line 1, 2, and 3 and 100% of Line 4 (*shown above*)
- November 17, 2025: balance of your 2025 aid payments

County and Municipal Aid

Under state law, the county and municipal aid paid to each county and municipality must be equal to the amount determined in 2012 (sec. 79.036, Wis. Stats.) and adjusted for fallen protective services insurance reimbursement (sec. 79.036(4), Wis. Stats.).

County and Municipal Aid Calculation	
1. Prior year county and municipal aid	\$54,353.74
2. Increase due to sales tax revenue, including adjustments (<i>district changes</i>)	\$1,250.14
3. Fallen protective services insurance adjustment	-\$4.02
4. Fallen protective services insurance reimbursement (<i>reported to DOR</i>)	\$0.00
5. Total County and Municipal Aid (sum of Lines 1-4)	\$55,599.86

Utility Aid

- Under state law, utility aid is distributed to each county and municipality where tax-exempt utility property is located (sec. 79.04, Wis. Stats.)
- Utility companies report utility property information to DOR annually
- DOR uses the provided information to accurately calculate utility aid (*shown below*)

Utility Aid Calculation	
1. Net book value, <i>as of December 31, 2024 (including expected additions/retirements)</i>	\$4,031,270.00
2. Total net book value payment	\$12,093.81
3. Minimum payment	\$0.00
4. Megawatt capacity	0.0
5. Megawatt capacity payment	\$0.00
6. Closed/decommissioned production plant (phased down) payment	\$0.00
7. Subtotal (<i>sum of Lines 2, 3, 5 and 6</i>)	\$12,093.81
8. Population cap	\$586,500.00
9. Adjusted subtotal (<i>lesser of Line 7 or Line 8</i>)	\$12,093.81
10. Adjacent site incentive payment	\$0.00
11. Baseload incentive payment	\$0.00
12. Co-generation incentive payment	\$0.00
13. Alternative energy incentive payment	\$0.00
14. Total incentive payments (<i>sum of Lines 10 through 13</i>)	\$0.00
15. Spent nuclear fuel payment	\$0.00
16. Total Utility Aid – this is the utility aid payment listed on the front of the estimate (<i>sum of Lines 9, 14 and 15</i>)	\$12,093.81

Supplemental County and Municipal Aid

- Under state law, supplemental county and municipal aid paid to each county and municipality is determined by 2023 Wisconsin Act 12 (sec. 79.037, Wis. Stats.)
- For detailed information, review [county and municipal aid spreadsheet](#)

Supplemental County and Municipal Aid Calculation	
1. Prior year supplemental county and municipal aid	\$53,450.45
2. Increase due to sales tax revenue including adjustments (<i>district changes</i>)	\$1,229.36
3. Total Supplemental County and Municipal Aid (<i>sum of Lines 1 and 2</i>)	\$54,679.81

Expenditure Restraint Incentive Program

- Only municipalities are eligible to receive Expenditure Restraint Incentive Program (ERIP) payments
- Under state law, in 2025, each municipality will receive a payment that is equal to the amount of the payment received by the municipality in 2024 (sec. 79.05(4), Wis. Stats., from 2023 WI Act 12 – notwithstanding subs. (2) and (3))

Contact Information

If you have questions, contact us at lgs@wisconsin.gov, (608) 266-8618 or (608) 261-5167.



State of Wisconsin • DEPARTMENT OF REVENUE

DIVISION OF STATE AND LOCAL FINANCE • BUREAU OF LOCAL GOVERNMENT SERVICES • 2135 RIMROCK RD MADISON, WI 53713

Mailing Address:
PO Box 8971 #6-97
Madison WI 53708-8971
Fax: (608) 264-6887
lgs@wisconsin.gov

September 13, 2024

SCOTT SCHNETTLER
TOWN OF EMPIRE
N5829 GRANDVIEW RD
FOND DU LAC WI 54937

Notice of Shared Revenue – 2025 Original Estimate

Notice Information

The Wisconsin Department of Revenue (DOR) is providing the **estimated** shared revenue amounts your local government will receive in 2025 under current state law for county and municipal aid, supplemental county and municipal aid, utility aid and the expenditure restraint incentive program. This does not include adjustments, shown on the July and November payment notices.

District	TOWN OF EMPIRE	County	FOND DU LAC	Co-muni code	20-016
-----------------	----------------	---------------	-------------	---------------------	--------

Estimate Information

For an explanation of each aid payment listed below, review the additional information in this notice.

2025 Original Estimate	
1. County and municipal aid	\$33,264.63
2. Utility aid	\$79,166.87
3. Supplemental county and municipal aid	\$78,233.45
4. Expenditure restraint incentive program	\$0.00
5. Total Estimated 2025 Payments (sum of Lines 1-4)	\$190,664.95

Payment Information

Your local government will receive two distributions in 2025 :

- July 28, 2025: 15% of Line 1, 2, and 3 and 100% of Line 4 (*shown above*)
- November 17, 2025: balance of your 2025 aid payments

County and Municipal Aid

Under state law, the county and municipal aid paid to each county and municipality must be equal to the amount determined in 2012 (sec. 79.036, Wis. Stats.) and adjusted for fallen protective services insurance reimbursement (sec. 79.036(4), Wis. Stats.).

County and Municipal Aid Calculation	
1. Prior year county and municipal aid	\$32,519.09
2. Increase due to sales tax revenue, including adjustments (<i>district changes</i>)	\$747.94
3. Fallen protective services insurance adjustment	-\$2.40
4. Fallen protective services insurance reimbursement (<i>reported to DOR</i>)	\$0.00
5. Total County and Municipal Aid (sum of Lines 1-4)	\$33,264.63

Utility Aid

- Under state law, utility aid is distributed to each county and municipality where tax-exempt utility property is located (sec. 79.04, Wis. Stats.)
- Utility companies report utility property information to DOR annually
- DOR uses the provided information to accurately calculate utility aid (*shown below*)

Utility Aid Calculation	
1. Net book value, <i>as of December 31, 2024 (including expected additions/retirements)</i>	\$3,927,844.00
2. Total net book value payment	\$11,783.53
3. Minimum payment	\$0.00
4. Megawatt capacity	31.1
5. Megawatt capacity payment	\$20,733.34
6. Closed/decommissioned production plant (phased down) payment	\$0.00
7. Subtotal (<i>sum of Lines 2, 3, 5 and 6</i>)	\$32,516.87
8. Population cap	\$1,163,650.00
9. Adjusted subtotal (<i>lesser of Line 7 or Line 8</i>)	\$32,516.87
10. Adjacent site incentive payment	\$0.00
11. Baseload incentive payment	\$0.00
12. Co-generation incentive payment	\$0.00
13. Alternative energy incentive payment	\$46,650.00
14. Total incentive payments (<i>sum of Lines 10 through 13</i>)	\$46,650.00
15. Spent nuclear fuel payment	\$0.00
16. Total Utility Aid – this is the utility aid payment listed on the front of the estimate (<i>sum of Lines 9, 14 and 15</i>)	\$79,166.87

Supplemental County and Municipal Aid

- Under state law, supplemental county and municipal aid paid to each county and municipality is determined by 2023 Wisconsin Act 12 (sec. 79.037, Wis. Stats.)
- For detailed information, review [county and municipal aid spreadsheet](#)

Supplemental County and Municipal Aid Calculation	
1. Prior year supplemental county and municipal aid	\$76,474.54
2. Increase due to sales tax revenue including adjustments (<i>district changes</i>)	\$1,758.91
3. Total Supplemental County and Municipal Aid (<i>sum of Lines 1 and 2</i>)	\$78,233.45

Expenditure Restraint Incentive Program

- Only municipalities are eligible to receive Expenditure Restraint Incentive Program (ERIP) payments
- Under state law, in 2025, each municipality will receive a payment that is equal to the amount of the payment received by the municipality in 2024 (sec. 79.05(4), Wis. Stats., from 2023 WI Act 12 – notwithstanding subs. (2) and (3))

Contact Information

If you have questions, contact us at lgs@wisconsin.gov, (608) 266-8618 or (608) 261-5167.



State of Wisconsin • DEPARTMENT OF REVENUE

DIVISION OF STATE AND LOCAL FINANCE • BUREAU OF LOCAL GOVERNMENT SERVICES • 2135 RIMROCK RD MADISON, WI 53713

Mailing Address:
PO Box 8971 #6-97
Madison WI 53708-8971
Fax: (608) 264-6887
lgs@wisconsin.gov

September 13, 2024

PATTI SUPPLE
TOWN OF FOND DU LAC
N5256 COUNTY RD V
FOND DU LAC WI 54937-9096

Notice of Shared Revenue – 2025 Original Estimate

Notice Information

The Wisconsin Department of Revenue (DOR) is providing the **estimated** shared revenue amounts your local government will receive in 2025 under current state law for county and municipal aid, supplemental county and municipal aid, utility aid and the expenditure restraint incentive program. This does not include adjustments, shown on the July and November payment notices.

District	TOWN OF FOND DU LAC	County	FOND DU LAC	Co-muni code	20-018
-----------------	---------------------	---------------	-------------	---------------------	--------

Estimate Information

For an explanation of each aid payment listed below, review the additional information in this notice.

2025 Original Estimate	
1. County and municipal aid	\$50,588.75
2. Utility aid	\$341,202.89
3. Supplemental county and municipal aid	\$94,541.07
4. Expenditure restraint incentive program	\$0.00
5. Total Estimated 2025 Payments (sum of Lines 1-4)	\$486,332.71

Payment Information

Your local government will receive two distributions in 2025 :

- July 28, 2025: 15% of Line 1, 2, and 3 and 100% of Line 4 (*shown above*)
- November 17, 2025: balance of your 2025 aid payments

County and Municipal Aid

Under state law, the county and municipal aid paid to each county and municipality must be equal to the amount determined in 2012 (sec. 79.036, Wis. Stats.) and adjusted for fallen protective services insurance reimbursement (sec. 79.036(4), Wis. Stats.).

County and Municipal Aid Calculation	
1. Prior year county and municipal aid	\$49,454.94
2. Increase due to sales tax revenue, including adjustments (<i>district changes</i>)	\$1,137.46
3. Fallen protective services insurance adjustment	-\$3.65
4. Fallen protective services insurance reimbursement (<i>reported to DOR</i>)	\$0.00
5. Total County and Municipal Aid (sum of Lines 1-4)	\$50,588.75

Utility Aid

- Under state law, utility aid is distributed to each county and municipality where tax-exempt utility property is located (sec. 79.04, Wis. Stats.)
- Utility companies report utility property information to DOR annually
- DOR uses the provided information to accurately calculate utility aid (*shown below*)

Utility Aid Calculation	
1. Net book value, <i>as of December 31, 2024 (including expected additions/retirements)</i>	\$28,934,288.00
2. Total net book value payment	\$86,802.86
3. Minimum payment	\$0.00
4. Megawatt capacity	381.6
5. Megawatt capacity payment	\$254,400.03
6. Closed/decommissioned production plant (phased down) payment	\$0.00
7. Subtotal (<i>sum of Lines 2, 3, 5 and 6</i>)	\$341,202.89
8. Population cap	\$1,605,225.00
9. Adjusted subtotal (<i>lesser of Line 7 or Line 8</i>)	\$341,202.89
10. Adjacent site incentive payment	\$0.00
11. Baseload incentive payment	\$0.00
12. Co-generation incentive payment	\$0.00
13. Alternative energy incentive payment	\$0.00
14. Total incentive payments (<i>sum of Lines 10 through 13</i>)	\$0.00
15. Spent nuclear fuel payment	\$0.00
16. Total Utility Aid – this is the utility aid payment listed on the front of the estimate (<i>sum of Lines 9, 14 and 15</i>)	\$341,202.89

Supplemental County and Municipal Aid

- Under state law, supplemental county and municipal aid paid to each county and municipality is determined by 2023 Wisconsin Act 12 (sec. 79.037, Wis. Stats.)
- For detailed information, review [county and municipal aid spreadsheet](#)

Supplemental County and Municipal Aid Calculation	
1. Prior year supplemental county and municipal aid	\$92,415.51
2. Increase due to sales tax revenue including adjustments (<i>district changes</i>)	\$2,125.56
3. Total Supplemental County and Municipal Aid (<i>sum of Lines 1 and 2</i>)	\$94,541.07

Expenditure Restraint Incentive Program

- Only municipalities are eligible to receive Expenditure Restraint Incentive Program (ERIP) payments
- Under state law, in 2025, each municipality will receive a payment that is equal to the amount of the payment received by the municipality in 2024 (sec. 79.05(4), Wis. Stats., from 2023 WI Act 12 – notwithstanding subs. (2) and (3))

Contact Information

If you have questions, contact us at lgs@wisconsin.gov, (608) 266-8618 or (608) 261-5167.



State of Wisconsin • DEPARTMENT OF REVENUE

DIVISION OF STATE AND LOCAL FINANCE • BUREAU OF LOCAL GOVERNMENT SERVICES • 2135 RIMROCK RD MADISON, WI 53713

Mailing Address:
PO Box 8971 #6-97
Madison WI 53708-8971
Fax: (608) 264-6887
lgs@wisconsin.gov

September 13, 2024

SARAH LOEHR
TOWN OF FOREST
W2133 RANDELLEN LN
EDEN WI 53019-1533

Notice of Shared Revenue – 2025 Original Estimate

Notice Information

The Wisconsin Department of Revenue (DOR) is providing the **estimated** shared revenue amounts your local government will receive in 2025 under current state law for county and municipal aid, supplemental county and municipal aid, utility aid and the expenditure restraint incentive program. This does not include adjustments, shown on the July and November payment notices.

District	TOWN OF FOREST	County	FOND DU LAC	Co-muni code	20-020
-----------------	----------------	---------------	-------------	---------------------	--------

Estimate Information

For an explanation of each aid payment listed below, review the additional information in this notice.

2025 Original Estimate	
1. County and municipal aid	\$23,629.20
2. Utility aid	\$616.25
3. Supplemental county and municipal aid	\$47,483.83
4. Expenditure restraint incentive program	\$0.00
5. Total Estimated 2025 Payments (sum of Lines 1-4)	\$71,729.28

Payment Information

Your local government will receive two distributions in 2025 :

- July 28, 2025: 15% of Line 1, 2, and 3 and 100% of Line 4 (*shown above*)
- November 17, 2025: balance of your 2025 aid payments

County and Municipal Aid

Under state law, the county and municipal aid paid to each county and municipality must be equal to the amount determined in 2012 (sec. 79.036, Wis. Stats.) and adjusted for fallen protective services insurance reimbursement (sec. 79.036(4), Wis. Stats.).

County and Municipal Aid Calculation	
1. Prior year county and municipal aid	\$23,099.62
2. Increase due to sales tax revenue, including adjustments (<i>district changes</i>)	\$531.29
3. Fallen protective services insurance adjustment	-\$1.71
4. Fallen protective services insurance reimbursement (<i>reported to DOR</i>)	\$0.00
5. Total County and Municipal Aid (sum of Lines 1-4)	\$23,629.20

Utility Aid

- Under state law, utility aid is distributed to each county and municipality where tax-exempt utility property is located (sec. 79.04, Wis. Stats.)
- Utility companies report utility property information to DOR annually
- DOR uses the provided information to accurately calculate utility aid (*shown below*)

Utility Aid Calculation	
1. Net book value, <i>as of December 31, 2024 (including expected additions/retirements)</i>	\$205,416.00
2. Total net book value payment	\$616.25
3. Minimum payment	\$0.00
4. Megawatt capacity	0.0
5. Megawatt capacity payment	\$0.00
6. Closed/decommissioned production plant (phased down) payment	\$0.00
7. Subtotal (<i>sum of Lines 2, 3, 5 and 6</i>)	\$616.25
8. Population cap	\$414,375.00
9. Adjusted subtotal (<i>lesser of Line 7 or Line 8</i>)	\$616.25
10. Adjacent site incentive payment	\$0.00
11. Baseload incentive payment	\$0.00
12. Co-generation incentive payment	\$0.00
13. Alternative energy incentive payment	\$0.00
14. Total incentive payments (<i>sum of Lines 10 through 13</i>)	\$0.00
15. Spent nuclear fuel payment	\$0.00
16. Total Utility Aid – this is the utility aid payment listed on the front of the estimate (<i>sum of Lines 9, 14 and 15</i>)	\$616.25

Supplemental County and Municipal Aid

- Under state law, supplemental county and municipal aid paid to each county and municipality is determined by 2023 Wisconsin Act 12 (sec. 79.037, Wis. Stats.)
- For detailed information, review [county and municipal aid spreadsheet](#)

Supplemental County and Municipal Aid Calculation	
1. Prior year supplemental county and municipal aid	\$46,416.26
2. Increase due to sales tax revenue including adjustments (<i>district changes</i>)	\$1,067.57
3. Total Supplemental County and Municipal Aid (<i>sum of Lines 1 and 2</i>)	\$47,483.83

Expenditure Restraint Incentive Program

- Only municipalities are eligible to receive Expenditure Restraint Incentive Program (ERIP) payments
- Under state law, in 2025, each municipality will receive a payment that is equal to the amount of the payment received by the municipality in 2024 (sec. 79.05(4), Wis. Stats., from 2023 WI Act 12 – notwithstanding subs. (2) and (3))

Contact Information

If you have questions, contact us at lgs@wisconsin.gov, (608) 266-8618 or (608) 261-5167.



State of Wisconsin • DEPARTMENT OF REVENUE

DIVISION OF STATE AND LOCAL FINANCE • BUREAU OF LOCAL GOVERNMENT SERVICES • 2135 RIMROCK RD MADISON, WI 53713

Mailing Address:
PO Box 8971 #6-97
Madison WI 53708-8971
Fax: (608) 264-6887
lgs@wisconsin.gov

September 13, 2024

SANDY KOLLMANN
TOWN OF FRIENDSHIP
W6931 COUNTY RD N
VAN DYNE WI 54979

Notice of Shared Revenue – 2025 Original Estimate

Notice Information

The Wisconsin Department of Revenue (DOR) is providing the **estimated** shared revenue amounts your local government will receive in 2025 under current state law for county and municipal aid, supplemental county and municipal aid, utility aid and the expenditure restraint incentive program. This does not include adjustments, shown on the July and November payment notices.

District	TOWN OF FRIENDSHIP	County	FOND DU LAC	Co-muni code	20-022
-----------------	--------------------	---------------	-------------	---------------------	--------

Estimate Information

For an explanation of each aid payment listed below, review the additional information in this notice.

2025 Original Estimate	
1. County and municipal aid	\$116,518.43
2. Utility aid	\$0.00
3. Supplemental county and municipal aid	\$78,010.62
4. Expenditure restraint incentive program	\$0.00
5. Total Estimated 2025 Payments (sum of Lines 1-4)	\$194,529.05

Payment Information

Your local government will receive two distributions in 2025 :

- July 28, 2025: 15% of Line 1, 2, and 3 and 100% of Line 4 (*shown above*)
- November 17, 2025: balance of your 2025 aid payments

County and Municipal Aid

Under state law, the county and municipal aid paid to each county and municipality must be equal to the amount determined in 2012 (sec. 79.036, Wis. Stats.) and adjusted for fallen protective services insurance reimbursement (sec. 79.036(4), Wis. Stats.).

County and Municipal Aid Calculation	
1. Prior year county and municipal aid	\$113,906.99
2. Increase due to sales tax revenue, including adjustments (<i>district changes</i>)	\$2,619.86
3. Fallen protective services insurance adjustment	-\$8.42
4. Fallen protective services insurance reimbursement (<i>reported to DOR</i>)	\$0.00
5. Total County and Municipal Aid (sum of Lines 1-4)	\$116,518.43

Utility Aid

- Under state law, utility aid is distributed to each county and municipality where tax-exempt utility property is located (sec. 79.04, Wis. Stats.)
- Utility companies report utility property information to DOR annually
- DOR uses the provided information to accurately calculate utility aid (*shown below*)

Utility Aid Calculation	
1. Net book value, <i>as of December 31, 2024 (including expected additions/retirements)</i>	\$0.00
2. Total net book value payment	\$0.00
3. Minimum payment	\$0.00
4. Megawatt capacity	0.0
5. Megawatt capacity payment	\$0.00
6. Closed/decommissioned production plant (phased down) payment	\$0.00
7. Subtotal (<i>sum of Lines 2, 3, 5 and 6</i>)	\$0.00
8. Population cap	\$1,171,725.00
9. Adjusted subtotal (<i>lesser of Line 7 or Line 8</i>)	\$0.00
10. Adjacent site incentive payment	\$0.00
11. Baseload incentive payment	\$0.00
12. Co-generation incentive payment	\$0.00
13. Alternative energy incentive payment	\$0.00
14. Total incentive payments (<i>sum of Lines 10 through 13</i>)	\$0.00
15. Spent nuclear fuel payment	\$0.00
16. Total Utility Aid – this is the utility aid payment listed on the front of the estimate (<i>sum of Lines 9, 14 and 15</i>)	\$0.00

Supplemental County and Municipal Aid

- Under state law, supplemental county and municipal aid paid to each county and municipality is determined by 2023 Wisconsin Act 12 (sec. 79.037, Wis. Stats.)
- For detailed information, review [county and municipal aid spreadsheet](#)

Supplemental County and Municipal Aid Calculation	
1. Prior year supplemental county and municipal aid	\$76,256.72
2. Increase due to sales tax revenue including adjustments (<i>district changes</i>)	\$1,753.90
3. Total Supplemental County and Municipal Aid (<i>sum of Lines 1 and 2</i>)	\$78,010.62

Expenditure Restraint Incentive Program

- Only municipalities are eligible to receive Expenditure Restraint Incentive Program (ERIP) payments
- Under state law, in 2025, each municipality will receive a payment that is equal to the amount of the payment received by the municipality in 2024 (sec. 79.05(4), Wis. Stats., from 2023 WI Act 12 – notwithstanding subs. (2) and (3))

Contact Information

If you have questions, contact us at lgs@wisconsin.gov, (608) 266-8618 or (608) 261-5167.



State of Wisconsin • DEPARTMENT OF REVENUE

DIVISION OF STATE AND LOCAL FINANCE • BUREAU OF LOCAL GOVERNMENT SERVICES • 2135 RIMROCK RD MADISON, WI 53713

Mailing Address:
PO Box 8971 #6-97
Madison WI 53708-8971
Fax: (608) 264-6887
lgs@wisconsin.gov

September 13, 2024

CINDY PLUIM
TOWN OF LAMARTINE
N5269 SCHAEFER DR
OAKFIELD WI 53065-9416

Notice of Shared Revenue – 2025 Original Estimate

Notice Information

The Wisconsin Department of Revenue (DOR) is providing the **estimated** shared revenue amounts your local government will receive in 2025 under current state law for county and municipal aid, supplemental county and municipal aid, utility aid and the expenditure restraint incentive program. This does not include adjustments, shown on the July and November payment notices.

District	TOWN OF LAMARTINE	County	FOND DU LAC	Co-muni code	20-024
-----------------	-------------------	---------------	-------------	---------------------	--------

Estimate Information

For an explanation of each aid payment listed below, review the additional information in this notice.

2025 Original Estimate	
1. County and municipal aid	\$34,140.55
2. Utility aid	\$6,362.06
3. Supplemental county and municipal aid	\$61,013.94
4. Expenditure restraint incentive program	\$0.00
5. Total Estimated 2025 Payments (sum of Lines 1-4)	\$101,516.55

Payment Information

Your local government will receive two distributions in 2025 :

- July 28, 2025: 15% of Line 1, 2, and 3 and 100% of Line 4 (*shown above*)
- November 17, 2025: balance of your 2025 aid payments

County and Municipal Aid

Under state law, the county and municipal aid paid to each county and municipality must be equal to the amount determined in 2012 (sec. 79.036, Wis. Stats.) and adjusted for fallen protective services insurance reimbursement (sec. 79.036(4), Wis. Stats.).

County and Municipal Aid Calculation	
1. Prior year county and municipal aid	\$33,375.39
2. Increase due to sales tax revenue, including adjustments (<i>district changes</i>)	\$767.63
3. Fallen protective services insurance adjustment	-\$2.47
4. Fallen protective services insurance reimbursement (<i>reported to DOR</i>)	\$0.00
5. Total County and Municipal Aid (sum of Lines 1-4)	\$34,140.55

Utility Aid

- Under state law, utility aid is distributed to each county and municipality where tax-exempt utility property is located (sec. 79.04, Wis. Stats.)
- Utility companies report utility property information to DOR annually
- DOR uses the provided information to accurately calculate utility aid (*shown below*)

Utility Aid Calculation	
1. Net book value, <i>as of December 31, 2024 (including expected additions/retirements)</i>	\$2,120,688.00
2. Total net book value payment	\$6,362.06
3. Minimum payment	\$0.00
4. Megawatt capacity	0.0
5. Megawatt capacity payment	\$0.00
6. Closed/decommissioned production plant (phased down) payment	\$0.00
7. Subtotal (<i>sum of Lines 2, 3, 5 and 6</i>)	\$6,362.06
8. Population cap	\$755,225.00
9. Adjusted subtotal (<i>lesser of Line 7 or Line 8</i>)	\$6,362.06
10. Adjacent site incentive payment	\$0.00
11. Baseload incentive payment	\$0.00
12. Co-generation incentive payment	\$0.00
13. Alternative energy incentive payment	\$0.00
14. Total incentive payments (<i>sum of Lines 10 through 13</i>)	\$0.00
15. Spent nuclear fuel payment	\$0.00
16. Total Utility Aid – this is the utility aid payment listed on the front of the estimate (<i>sum of Lines 9, 14 and 15</i>)	\$6,362.06

Supplemental County and Municipal Aid

- Under state law, supplemental county and municipal aid paid to each county and municipality is determined by 2023 Wisconsin Act 12 (sec. 79.037, Wis. Stats.)
- For detailed information, review [county and municipal aid spreadsheet](#)

Supplemental County and Municipal Aid Calculation	
1. Prior year supplemental county and municipal aid	\$59,642.17
2. Increase due to sales tax revenue including adjustments (<i>district changes</i>)	\$1,371.77
3. Total Supplemental County and Municipal Aid (<i>sum of Lines 1 and 2</i>)	\$61,013.94

Expenditure Restraint Incentive Program

- Only municipalities are eligible to receive Expenditure Restraint Incentive Program (ERIP) payments
- Under state law, in 2025, each municipality will receive a payment that is equal to the amount of the payment received by the municipality in 2024 (sec. 79.05(4), Wis. Stats., from 2023 WI Act 12 – notwithstanding subs. (2) and (3))

Contact Information

If you have questions, contact us at lgs@wisconsin.gov, (608) 266-8618 or (608) 261-5167.



State of Wisconsin • DEPARTMENT OF REVENUE

DIVISION OF STATE AND LOCAL FINANCE • BUREAU OF LOCAL GOVERNMENT SERVICES • 2135 RIMROCK RD MADISON, WI 53713

Mailing Address:
PO Box 8971 #6-97
Madison WI 53708-8971
Fax: (608) 264-6887
lgs@wisconsin.gov

September 13, 2024

MARLENE SIPPEL
TOWN OF MARSHFIELD
PO BOX 94
MT CALVARY WI 53057-0094

Notice of Shared Revenue – 2025 Original Estimate

Notice Information

The Wisconsin Department of Revenue (DOR) is providing the **estimated** shared revenue amounts your local government will receive in 2025 under current state law for county and municipal aid, supplemental county and municipal aid, utility aid and the expenditure restraint incentive program. This does not include adjustments, shown on the July and November payment notices.

District	TOWN OF MARSHFIELD	County	FOND DU LAC	Co-muni code	20-026
-----------------	--------------------	---------------	-------------	---------------------	--------

Estimate Information

For an explanation of each aid payment listed below, review the additional information in this notice.

2025 Original Estimate	
1. County and municipal aid	\$17,744.78
2. Utility aid	\$169,211.02
3. Supplemental county and municipal aid	\$49,837.11
4. Expenditure restraint incentive program	\$0.00
5. Total Estimated 2025 Payments (sum of Lines 1-4)	\$236,792.91

Payment Information

Your local government will receive two distributions in 2025 :

- July 28, 2025: 15% of Line 1, 2, and 3 and 100% of Line 4 (*shown above*)
- November 17, 2025: balance of your 2025 aid payments

County and Municipal Aid

Under state law, the county and municipal aid paid to each county and municipality must be equal to the amount determined in 2012 (sec. 79.036, Wis. Stats.) and adjusted for fallen protective services insurance reimbursement (sec. 79.036(4), Wis. Stats.).

County and Municipal Aid Calculation	
1. Prior year county and municipal aid	\$17,347.08
2. Increase due to sales tax revenue, including adjustments (<i>district changes</i>)	\$398.98
3. Fallen protective services insurance adjustment	-\$1.28
4. Fallen protective services insurance reimbursement (<i>reported to DOR</i>)	\$0.00
5. Total County and Municipal Aid (sum of Lines 1-4)	\$17,744.78

Utility Aid

- Under state law, utility aid is distributed to each county and municipality where tax-exempt utility property is located (sec. 79.04, Wis. Stats.)
- Utility companies report utility property information to DOR annually
- DOR uses the provided information to accurately calculate utility aid (*shown below*)

Utility Aid Calculation	
1. Net book value, <i>as of December 31, 2024 (including expected additions/retirements)</i>	\$3,970,337.00
2. Total net book value payment	\$11,911.01
3. Minimum payment	\$0.00
4. Megawatt capacity	72.6
5. Megawatt capacity payment	\$48,400.01
6. Closed/decommissioned production plant (phased down) payment	\$0.00
7. Subtotal (<i>sum of Lines 2, 3, 5 and 6</i>)	\$60,311.02
8. Population cap	\$496,400.00
9. Adjusted subtotal (<i>lesser of Line 7 or Line 8</i>)	\$60,311.02
10. Adjacent site incentive payment	\$0.00
11. Baseload incentive payment	\$0.00
12. Co-generation incentive payment	\$0.00
13. Alternative energy incentive payment	\$108,900.00
14. Total incentive payments (<i>sum of Lines 10 through 13</i>)	\$108,900.00
15. Spent nuclear fuel payment	\$0.00
16. Total Utility Aid – this is the utility aid payment listed on the front of the estimate (<i>sum of Lines 9, 14 and 15</i>)	\$169,211.02

Supplemental County and Municipal Aid

- Under state law, supplemental county and municipal aid paid to each county and municipality is determined by 2023 Wisconsin Act 12 (sec. 79.037, Wis. Stats.)
- For detailed information, review [county and municipal aid spreadsheet](#)

Supplemental County and Municipal Aid Calculation	
1. Prior year supplemental county and municipal aid	\$48,716.63
2. Increase due to sales tax revenue including adjustments (<i>district changes</i>)	\$1,120.48
3. Total Supplemental County and Municipal Aid (<i>sum of Lines 1 and 2</i>)	\$49,837.11

Expenditure Restraint Incentive Program

- Only municipalities are eligible to receive Expenditure Restraint Incentive Program (ERIP) payments
- Under state law, in 2025, each municipality will receive a payment that is equal to the amount of the payment received by the municipality in 2024 (sec. 79.05(4), Wis. Stats., from 2023 WI Act 12 – notwithstanding subs. (2) and (3))

Contact Information

If you have questions, contact us at lgs@wisconsin.gov, (608) 266-8618 or (608) 261-5167.



State of Wisconsin • DEPARTMENT OF REVENUE

DIVISION OF STATE AND LOCAL FINANCE • BUREAU OF LOCAL GOVERNMENT SERVICES • 2135 RIMROCK RD MADISON, WI 53713

Mailing Address:
PO Box 8971 #6-97
Madison WI 53708-8971
Fax: (608) 264-6887
lgs@wisconsin.gov

September 13, 2024

CINDY SHESKEY
TOWN OF METOMEN
W12605 SHELDON RD
BRANDON WI 53919-9770

Notice of Shared Revenue – 2025 Original Estimate

Notice Information

The Wisconsin Department of Revenue (DOR) is providing the **estimated** shared revenue amounts your local government will receive in 2025 under current state law for county and municipal aid, supplemental county and municipal aid, utility aid and the expenditure restraint incentive program. This does not include adjustments, shown on the July and November payment notices.

District	TOWN OF METOMEN	County	FOND DU LAC	Co-muni code	20-028
-----------------	-----------------	---------------	-------------	---------------------	--------

Estimate Information

For an explanation of each aid payment listed below, review the additional information in this notice.

2025 Original Estimate	
1. County and municipal aid	\$9,094.01
2. Utility aid	\$9,048.92
3. Supplemental county and municipal aid	\$42,569.85
4. Expenditure restraint incentive program	\$0.00
5. Total Estimated 2025 Payments (sum of Lines 1-4)	\$60,712.78

Payment Information

Your local government will receive two distributions in 2025 :

- July 28, 2025: 15% of Line 1, 2, and 3 and 100% of Line 4 (*shown above*)
- November 17, 2025: balance of your 2025 aid payments

County and Municipal Aid

Under state law, the county and municipal aid paid to each county and municipality must be equal to the amount determined in 2012 (sec. 79.036, Wis. Stats.) and adjusted for fallen protective services insurance reimbursement (sec. 79.036(4), Wis. Stats.).

County and Municipal Aid Calculation	
1. Prior year county and municipal aid	\$8,890.20
2. Increase due to sales tax revenue, including adjustments (<i>district changes</i>)	\$204.47
3. Fallen protective services insurance adjustment	-\$0.66
4. Fallen protective services insurance reimbursement (<i>reported to DOR</i>)	\$0.00
5. Total County and Municipal Aid (sum of Lines 1-4)	\$9,094.01

Utility Aid

- Under state law, utility aid is distributed to each county and municipality where tax-exempt utility property is located (sec. 79.04, Wis. Stats.)
- Utility companies report utility property information to DOR annually
- DOR uses the provided information to accurately calculate utility aid (*shown below*)

Utility Aid Calculation	
1. Net book value, <i>as of December 31, 2024 (including expected additions/retirements)</i>	\$3,016,306.00
2. Total net book value payment	\$9,048.92
3. Minimum payment	\$0.00
4. Megawatt capacity	0.0
5. Megawatt capacity payment	\$0.00
6. Closed/decommissioned production plant (phased down) payment	\$0.00
7. Subtotal (<i>sum of Lines 2, 3, 5 and 6</i>)	\$9,048.92
8. Population cap	\$291,550.00
9. Adjusted subtotal (<i>lesser of Line 7 or Line 8</i>)	\$9,048.92
10. Adjacent site incentive payment	\$0.00
11. Baseload incentive payment	\$0.00
12. Co-generation incentive payment	\$0.00
13. Alternative energy incentive payment	\$0.00
14. Total incentive payments (<i>sum of Lines 10 through 13</i>)	\$0.00
15. Spent nuclear fuel payment	\$0.00
16. Total Utility Aid – this is the utility aid payment listed on the front of the estimate (<i>sum of Lines 9, 14 and 15</i>)	\$9,048.92

Supplemental County and Municipal Aid

- Under state law, supplemental county and municipal aid paid to each county and municipality is determined by 2023 Wisconsin Act 12 (sec. 79.037, Wis. Stats.)
- For detailed information, review [county and municipal aid spreadsheet](#)

Supplemental County and Municipal Aid Calculation	
1. Prior year supplemental county and municipal aid	\$41,612.76
2. Increase due to sales tax revenue including adjustments (<i>district changes</i>)	\$957.09
3. Total Supplemental County and Municipal Aid (<i>sum of Lines 1 and 2</i>)	\$42,569.85

Expenditure Restraint Incentive Program

- Only municipalities are eligible to receive Expenditure Restraint Incentive Program (ERIP) payments
- Under state law, in 2025, each municipality will receive a payment that is equal to the amount of the payment received by the municipality in 2024 (sec. 79.05(4), Wis. Stats., from 2023 WI Act 12 – notwithstanding subs. (2) and (3))

Contact Information

If you have questions, contact us at lgs@wisconsin.gov, (608) 266-8618 or (608) 261-5167.



State of Wisconsin • DEPARTMENT OF REVENUE

DIVISION OF STATE AND LOCAL FINANCE • BUREAU OF LOCAL GOVERNMENT SERVICES • 2135 RIMROCK RD MADISON, WI 53713

Mailing Address:
PO Box 8971 #6-97
Madison WI 53708-8971
Fax: (608) 264-6887
lgs@wisconsin.gov

September 13, 2024

NICOLE SCHAUER
TOWN OF OAKFIELD
W8965 OAK CENTER ROAD
OAKFIELD WI 53065-9767

Notice of Shared Revenue – 2025 Original Estimate

Notice Information

The Wisconsin Department of Revenue (DOR) is providing the **estimated** shared revenue amounts your local government will receive in 2025 under current state law for county and municipal aid, supplemental county and municipal aid, utility aid and the expenditure restraint incentive program. This does not include adjustments, shown on the July and November payment notices.

District	TOWN OF OAKFIELD	County	FOND DU LAC	Co-muni code	20-030
-----------------	------------------	---------------	-------------	---------------------	--------

Estimate Information

For an explanation of each aid payment listed below, review the additional information in this notice.

2025 Original Estimate	
1. County and municipal aid	\$27,937.35
2. Utility aid	\$59,516.77
3. Supplemental county and municipal aid	\$42,346.45
4. Expenditure restraint incentive program	\$0.00
5. Total Estimated 2025 Payments (sum of Lines 1-4)	\$129,800.57

Payment Information

Your local government will receive two distributions in 2025 :

- July 28, 2025: 15% of Line 1, 2, and 3 and 100% of Line 4 (*shown above*)
- November 17, 2025: balance of your 2025 aid payments

County and Municipal Aid

Under state law, the county and municipal aid paid to each county and municipality must be equal to the amount determined in 2012 (sec. 79.036, Wis. Stats.) and adjusted for fallen protective services insurance reimbursement (sec. 79.036(4), Wis. Stats.).

County and Municipal Aid Calculation	
1. Prior year county and municipal aid	\$27,311.21
2. Increase due to sales tax revenue, including adjustments (<i>district changes</i>)	\$628.16
3. Fallen protective services insurance adjustment	-\$2.02
4. Fallen protective services insurance reimbursement (<i>reported to DOR</i>)	\$0.00
5. Total County and Municipal Aid (sum of Lines 1-4)	\$27,937.35

Utility Aid

- Under state law, utility aid is distributed to each county and municipality where tax-exempt utility property is located (sec. 79.04, Wis. Stats.)
- Utility companies report utility property information to DOR annually
- DOR uses the provided information to accurately calculate utility aid (*shown below*)

Utility Aid Calculation	
1. Net book value, <i>as of December 31, 2024 (including expected additions/retirements)</i>	\$122,257.00
2. Total net book value payment	\$366.77
3. Minimum payment	\$0.00
4. Megawatt capacity	27.3
5. Megawatt capacity payment	\$18,200.00
6. Closed/decommissioned production plant (phased down) payment	\$0.00
7. Subtotal (<i>sum of Lines 2, 3, 5 and 6</i>)	\$18,566.77
8. Population cap	\$286,450.00
9. Adjusted subtotal (<i>lesser of Line 7 or Line 8</i>)	\$18,566.77
10. Adjacent site incentive payment	\$0.00
11. Baseload incentive payment	\$0.00
12. Co-generation incentive payment	\$0.00
13. Alternative energy incentive payment	\$40,950.00
14. Total incentive payments (<i>sum of Lines 10 through 13</i>)	\$40,950.00
15. Spent nuclear fuel payment	\$0.00
16. Total Utility Aid – this is the utility aid payment listed on the front of the estimate (<i>sum of Lines 9, 14 and 15</i>)	\$59,516.77

Supplemental County and Municipal Aid

- Under state law, supplemental county and municipal aid paid to each county and municipality is determined by 2023 Wisconsin Act 12 (sec. 79.037, Wis. Stats.)
- For detailed information, review [county and municipal aid spreadsheet](#)

Supplemental County and Municipal Aid Calculation	
1. Prior year supplemental county and municipal aid	\$41,394.38
2. Increase due to sales tax revenue including adjustments (<i>district changes</i>)	\$952.07
3. Total Supplemental County and Municipal Aid (<i>sum of Lines 1 and 2</i>)	\$42,346.45

Expenditure Restraint Incentive Program

- Only municipalities are eligible to receive Expenditure Restraint Incentive Program (ERIP) payments
- Under state law, in 2025, each municipality will receive a payment that is equal to the amount of the payment received by the municipality in 2024 (sec. 79.05(4), Wis. Stats., from 2023 WI Act 12 – notwithstanding subs. (2) and (3))

Contact Information

If you have questions, contact us at lgs@wisconsin.gov, (608) 266-8618 or (608) 261-5167.



State of Wisconsin • DEPARTMENT OF REVENUE

DIVISION OF STATE AND LOCAL FINANCE • BUREAU OF LOCAL GOVERNMENT SERVICES • 2135 RIMROCK RD MADISON, WI 53713

Mailing Address:
PO Box 8971 #6-97
Madison WI 53708-8971
Fax: (608) 264-6887
lgs@wisconsin.gov

September 13, 2024

KAY WEGE
TOWN OF OSCEOLA
W2170 HICKORY HILLS CT
CAMPBELLSPORT WI 53010

Notice of Shared Revenue – 2025 Original Estimate

Notice Information

The Wisconsin Department of Revenue (DOR) is providing the **estimated** shared revenue amounts your local government will receive in 2025 under current state law for county and municipal aid, supplemental county and municipal aid, utility aid and the expenditure restraint incentive program. This does not include adjustments, shown on the July and November payment notices.

District	TOWN OF OSCEOLA	County	FOND DU LAC	Co-muni code	20-032
-----------------	-----------------	---------------	-------------	---------------------	--------

Estimate Information

For an explanation of each aid payment listed below, review the additional information in this notice.

2025 Original Estimate	
1. County and municipal aid	\$22,484.52
2. Utility aid	\$340.25
3. Supplemental county and municipal aid	\$62,249.53
4. Expenditure restraint incentive program	\$0.00
5. Total Estimated 2025 Payments (sum of Lines 1-4)	\$85,074.30

Payment Information

Your local government will receive two distributions in 2025 :

- July 28, 2025: 15% of Line 1, 2, and 3 and 100% of Line 4 (*shown above*)
- November 17, 2025: balance of your 2025 aid payments

County and Municipal Aid

Under state law, the county and municipal aid paid to each county and municipality must be equal to the amount determined in 2012 (sec. 79.036, Wis. Stats.) and adjusted for fallen protective services insurance reimbursement (sec. 79.036(4), Wis. Stats.).

County and Municipal Aid Calculation	
1. Prior year county and municipal aid	\$21,980.59
2. Increase due to sales tax revenue, including adjustments (<i>district changes</i>)	\$505.55
3. Fallen protective services insurance adjustment	-\$1.62
4. Fallen protective services insurance reimbursement (<i>reported to DOR</i>)	\$0.00
5. Total County and Municipal Aid (sum of Lines 1-4)	\$22,484.52

Utility Aid

- Under state law, utility aid is distributed to each county and municipality where tax-exempt utility property is located (sec. 79.04, Wis. Stats.)
- Utility companies report utility property information to DOR annually
- DOR uses the provided information to accurately calculate utility aid (*shown below*)

Utility Aid Calculation	
1. Net book value, as of December 31, 2024 (including expected additions/retirements)	\$113,416.00
2. Total net book value payment	\$340.25
3. Minimum payment	\$0.00
4. Megawatt capacity	0.0
5. Megawatt capacity payment	\$0.00
6. Closed/decommissioned production plant (phased down) payment	\$0.00
7. Subtotal (sum of Lines 2, 3, 5 and 6)	\$340.25
8. Population cap	\$791,350.00
9. Adjusted subtotal (lesser of Line 7 or Line 8)	\$340.25
10. Adjacent site incentive payment	\$0.00
11. Baseload incentive payment	\$0.00
12. Co-generation incentive payment	\$0.00
13. Alternative energy incentive payment	\$0.00
14. Total incentive payments (sum of Lines 10 through 13)	\$0.00
15. Spent nuclear fuel payment	\$0.00
16. Total Utility Aid – this is the utility aid payment listed on the front of the estimate (sum of Lines 9, 14 and 15)	\$340.25

Supplemental County and Municipal Aid

- Under state law, supplemental county and municipal aid paid to each county and municipality is determined by 2023 Wisconsin Act 12 (sec. 79.037, Wis. Stats.)
- For detailed information, review [county and municipal aid spreadsheet](#)

Supplemental County and Municipal Aid Calculation	
1. Prior year supplemental county and municipal aid	\$60,849.98
2. Increase due to sales tax revenue including adjustments (<i>district changes</i>)	\$1,399.55
3. Total Supplemental County and Municipal Aid (sum of Lines 1 and 2)	\$62,249.53

Expenditure Restraint Incentive Program

- Only municipalities are eligible to receive Expenditure Restraint Incentive Program (ERIP) payments
- Under state law, in 2025, each municipality will receive a payment that is equal to the amount of the payment received by the municipality in 2024 (sec. 79.05(4), Wis. Stats., from 2023 WI Act 12 – notwithstanding subs. (2) and (3))

Contact Information

If you have questions, contact us at lgs@wisconsin.gov, (608) 266-8618 or (608) 261-5167.



State of Wisconsin • DEPARTMENT OF REVENUE

DIVISION OF STATE AND LOCAL FINANCE • BUREAU OF LOCAL GOVERNMENT SERVICES • 2135 RIMROCK RD MADISON, WI 53713

Mailing Address:
PO Box 8971 #6-97
Madison WI 53708-8971
Fax: (608) 264-6887
lgs@wisconsin.gov

September 13, 2024

CINDY BEIER
TOWN OF RIPON
W12797 CORK STREET RD
RIPON WI 54971-9708

Notice of Shared Revenue – 2025 Original Estimate

Notice Information

The Wisconsin Department of Revenue (DOR) is providing the **estimated** shared revenue amounts your local government will receive in 2025 under current state law for county and municipal aid, supplemental county and municipal aid, utility aid and the expenditure restraint incentive program. This does not include adjustments, shown on the July and November payment notices.

District	TOWN OF RIPON	County	FOND DU LAC	Co-muni code	20-034
-----------------	---------------	---------------	-------------	---------------------	--------

Estimate Information

For an explanation of each aid payment listed below, review the additional information in this notice.

2025 Original Estimate	
1. County and municipal aid	\$33,245.80
2. Utility aid	\$0.00
3. Supplemental county and municipal aid	\$53,185.96
4. Expenditure restraint incentive program	\$0.00
5. Total Estimated 2025 Payments (sum of Lines 1-4)	\$86,431.76

Payment Information

Your local government will receive two distributions in 2025 :

- July 28, 2025: 15% of Line 1, 2, and 3 and 100% of Line 4 (*shown above*)
- November 17, 2025: balance of your 2025 aid payments

County and Municipal Aid

Under state law, the county and municipal aid paid to each county and municipality must be equal to the amount determined in 2012 (sec. 79.036, Wis. Stats.) and adjusted for fallen protective services insurance reimbursement (sec. 79.036(4), Wis. Stats.).

County and Municipal Aid Calculation	
1. Prior year county and municipal aid	\$32,500.68
2. Increase due to sales tax revenue, including adjustments (<i>district changes</i>)	\$747.52
3. Fallen protective services insurance adjustment	-\$2.40
4. Fallen protective services insurance reimbursement (<i>reported to DOR</i>)	\$0.00
5. Total County and Municipal Aid (sum of Lines 1-4)	\$33,245.80

Utility Aid

- Under state law, utility aid is distributed to each county and municipality where tax-exempt utility property is located (sec. 79.04, Wis. Stats.)
- Utility companies report utility property information to DOR annually
- DOR uses the provided information to accurately calculate utility aid (*shown below*)

Utility Aid Calculation	
1. Net book value, <i>as of December 31, 2024 (including expected additions/retirements)</i>	\$0.00
2. Total net book value payment	\$0.00
3. Minimum payment	\$0.00
4. Megawatt capacity	0.0
5. Megawatt capacity payment	\$0.00
6. Closed/decommissioned production plant (phased down) payment	\$0.00
7. Subtotal (<i>sum of Lines 2, 3, 5 and 6</i>)	\$0.00
8. Population cap	\$549,950.00
9. Adjusted subtotal (<i>lesser of Line 7 or Line 8</i>)	\$0.00
10. Adjacent site incentive payment	\$0.00
11. Baseload incentive payment	\$0.00
12. Co-generation incentive payment	\$0.00
13. Alternative energy incentive payment	\$0.00
14. Total incentive payments (<i>sum of Lines 10 through 13</i>)	\$0.00
15. Spent nuclear fuel payment	\$0.00
16. Total Utility Aid – this is the utility aid payment listed on the front of the estimate (<i>sum of Lines 9, 14 and 15</i>)	\$0.00

Supplemental County and Municipal Aid

- Under state law, supplemental county and municipal aid paid to each county and municipality is determined by 2023 Wisconsin Act 12 (sec. 79.037, Wis. Stats.)
- For detailed information, review [county and municipal aid spreadsheet](#)

Supplemental County and Municipal Aid Calculation	
1. Prior year supplemental county and municipal aid	\$51,990.19
2. Increase due to sales tax revenue including adjustments (<i>district changes</i>)	\$1,195.77
3. Total Supplemental County and Municipal Aid (<i>sum of Lines 1 and 2</i>)	\$53,185.96

Expenditure Restraint Incentive Program

- Only municipalities are eligible to receive Expenditure Restraint Incentive Program (ERIP) payments
- Under state law, in 2025, each municipality will receive a payment that is equal to the amount of the payment received by the municipality in 2024 (sec. 79.05(4), Wis. Stats., from 2023 WI Act 12 – notwithstanding subs. (2) and (3))

Contact Information

If you have questions, contact us at lgs@wisconsin.gov, (608) 266-8618 or (608) 261-5167.



State of Wisconsin • DEPARTMENT OF REVENUE

DIVISION OF STATE AND LOCAL FINANCE • BUREAU OF LOCAL GOVERNMENT SERVICES • 2135 RIMROCK RD MADISON, WI 53713

Mailing Address:
PO Box 8971 #6-97
Madison WI 53708-8971
Fax: (608) 264-6887
lgs@wisconsin.gov

September 13, 2024

SARAH SCHAUER
TOWN OF ROSENDALE
N7790 GOEDEN RD
RIPON WI 54971-9759

Notice of Shared Revenue – 2025 Original Estimate

Notice Information

The Wisconsin Department of Revenue (DOR) is providing the **estimated** shared revenue amounts your local government will receive in 2025 under current state law for county and municipal aid, supplemental county and municipal aid, utility aid and the expenditure restraint incentive program. This does not include adjustments, shown on the July and November payment notices.

District	TOWN OF ROSENDALE	County	FOND DU LAC	Co-muni code	20-036
-----------------	-------------------	---------------	-------------	---------------------	--------

Estimate Information

For an explanation of each aid payment listed below, review the additional information in this notice.

2025 Original Estimate	
1. County and municipal aid	\$11,338.95
2. Utility aid	\$0.00
3. Supplemental county and municipal aid	\$43,343.15
4. Expenditure restraint incentive program	\$0.00
5. Total Estimated 2025 Payments (sum of Lines 1-4)	\$54,682.10

Payment Information

Your local government will receive two distributions in 2025 :

- July 28, 2025: 15% of Line 1, 2, and 3 and 100% of Line 4 (*shown above*)
- November 17, 2025: balance of your 2025 aid payments

County and Municipal Aid

Under state law, the county and municipal aid paid to each county and municipality must be equal to the amount determined in 2012 (sec. 79.036, Wis. Stats.) and adjusted for fallen protective services insurance reimbursement (sec. 79.036(4), Wis. Stats.).

County and Municipal Aid Calculation	
1. Prior year county and municipal aid	\$11,084.82
2. Increase due to sales tax revenue, including adjustments (<i>district changes</i>)	\$254.95
3. Fallen protective services insurance adjustment	-\$0.82
4. Fallen protective services insurance reimbursement (<i>reported to DOR</i>)	\$0.00
5. Total County and Municipal Aid (sum of Lines 1-4)	\$11,338.95

Utility Aid

- Under state law, utility aid is distributed to each county and municipality where tax-exempt utility property is located (sec. 79.04, Wis. Stats.)
- Utility companies report utility property information to DOR annually
- DOR uses the provided information to accurately calculate utility aid (*shown below*)

Utility Aid Calculation	
1. Net book value, <i>as of December 31, 2024 (including expected additions/retirements)</i>	\$0.00
2. Total net book value payment	\$0.00
3. Minimum payment	\$0.00
4. Megawatt capacity	0.0
5. Megawatt capacity payment	\$0.00
6. Closed/decommissioned production plant (phased down) payment	\$0.00
7. Subtotal (<i>sum of Lines 2, 3, 5 and 6</i>)	\$0.00
8. Population cap	\$307,275.00
9. Adjusted subtotal (<i>lesser of Line 7 or Line 8</i>)	\$0.00
10. Adjacent site incentive payment	\$0.00
11. Baseload incentive payment	\$0.00
12. Co-generation incentive payment	\$0.00
13. Alternative energy incentive payment	\$0.00
14. Total incentive payments (<i>sum of Lines 10 through 13</i>)	\$0.00
15. Spent nuclear fuel payment	\$0.00
16. Total Utility Aid – this is the utility aid payment listed on the front of the estimate (<i>sum of Lines 9, 14 and 15</i>)	\$0.00

Supplemental County and Municipal Aid

- Under state law, supplemental county and municipal aid paid to each county and municipality is determined by 2023 Wisconsin Act 12 (sec. 79.037, Wis. Stats.)
- For detailed information, review [county and municipal aid spreadsheet](#)

Supplemental County and Municipal Aid Calculation	
1. Prior year supplemental county and municipal aid	\$42,368.67
2. Increase due to sales tax revenue including adjustments (<i>district changes</i>)	\$974.48
3. Total Supplemental County and Municipal Aid (<i>sum of Lines 1 and 2</i>)	\$43,343.15

Expenditure Restraint Incentive Program

- Only municipalities are eligible to receive Expenditure Restraint Incentive Program (ERIP) payments
- Under state law, in 2025, each municipality will receive a payment that is equal to the amount of the payment received by the municipality in 2024 (sec. 79.05(4), Wis. Stats., from 2023 WI Act 12 – notwithstanding subs. (2) and (3))

Contact Information

If you have questions, contact us at lgs@wisconsin.gov, (608) 266-8618 or (608) 261-5167.



State of Wisconsin • DEPARTMENT OF REVENUE

DIVISION OF STATE AND LOCAL FINANCE • BUREAU OF LOCAL GOVERNMENT SERVICES • 2135 RIMROCK RD MADISON, WI 53713

Mailing Address:
PO Box 8971 #6-97
Madison WI 53708-8971
Fax: (608) 264-6887
lgs@wisconsin.gov

September 13, 2024

KAREN SMIT
TOWN OF SPRINGVALE
PO BOX 150
ROSENDALE WI 54974

Notice of Shared Revenue – 2025 Original Estimate

Notice Information

The Wisconsin Department of Revenue (DOR) is providing the **estimated** shared revenue amounts your local government will receive in 2025 under current state law for county and municipal aid, supplemental county and municipal aid, utility aid and the expenditure restraint incentive program. This does not include adjustments, shown on the July and November payment notices.

District	TOWN OF SPRINGVALE	County	FOND DU LAC	Co-muni code	20-038
-----------------	--------------------	---------------	-------------	---------------------	--------

Estimate Information

For an explanation of each aid payment listed below, review the additional information in this notice.

2025 Original Estimate	
1. County and municipal aid	\$20,143.40
2. Utility aid	\$587.78
3. Supplemental county and municipal aid	\$42,329.26
4. Expenditure restraint incentive program	\$0.00
5. Total Estimated 2025 Payments (sum of Lines 1-4)	\$63,060.44

Payment Information

Your local government will receive two distributions in 2025 :

- July 28, 2025: 15% of Line 1, 2, and 3 and 100% of Line 4 (*shown above*)
- November 17, 2025: balance of your 2025 aid payments

County and Municipal Aid

Under state law, the county and municipal aid paid to each county and municipality must be equal to the amount determined in 2012 (sec. 79.036, Wis. Stats.) and adjusted for fallen protective services insurance reimbursement (sec. 79.036(4), Wis. Stats.).

County and Municipal Aid Calculation	
1. Prior year county and municipal aid	\$19,691.95
2. Increase due to sales tax revenue, including adjustments (<i>district changes</i>)	\$452.91
3. Fallen protective services insurance adjustment	-\$1.46
4. Fallen protective services insurance reimbursement (<i>reported to DOR</i>)	\$0.00
5. Total County and Municipal Aid (sum of Lines 1-4)	\$20,143.40

Utility Aid

- Under state law, utility aid is distributed to each county and municipality where tax-exempt utility property is located (sec. 79.04, Wis. Stats.)
- Utility companies report utility property information to DOR annually
- DOR uses the provided information to accurately calculate utility aid (*shown below*)

Utility Aid Calculation	
1. Net book value, <i>as of December 31, 2024 (including expected additions/retirements)</i>	\$195,927.00
2. Total net book value payment	\$587.78
3. Minimum payment	\$0.00
4. Megawatt capacity	0.0
5. Megawatt capacity payment	\$0.00
6. Closed/decommissioned production plant (phased down) payment	\$0.00
7. Subtotal (<i>sum of Lines 2, 3, 5 and 6</i>)	\$587.78
8. Population cap	\$282,625.00
9. Adjusted subtotal (<i>lesser of Line 7 or Line 8</i>)	\$587.78
10. Adjacent site incentive payment	\$0.00
11. Baseload incentive payment	\$0.00
12. Co-generation incentive payment	\$0.00
13. Alternative energy incentive payment	\$0.00
14. Total incentive payments (<i>sum of Lines 10 through 13</i>)	\$0.00
15. Spent nuclear fuel payment	\$0.00
16. Total Utility Aid – this is the utility aid payment listed on the front of the estimate <i>(sum of Lines 9, 14 and 15)</i>	\$587.78

Supplemental County and Municipal Aid

- Under state law, supplemental county and municipal aid paid to each county and municipality is determined by 2023 Wisconsin Act 12 (sec. 79.037, Wis. Stats.)
- For detailed information, review [county and municipal aid spreadsheet](#)

Supplemental County and Municipal Aid Calculation	
1. Prior year supplemental county and municipal aid	\$41,377.58
2. Increase due to sales tax revenue including adjustments (<i>district changes</i>)	\$951.68
3. Total Supplemental County and Municipal Aid (<i>sum of Lines 1 and 2</i>)	\$42,329.26

Expenditure Restraint Incentive Program

- Only municipalities are eligible to receive Expenditure Restraint Incentive Program (ERIP) payments
- Under state law, in 2025, each municipality will receive a payment that is equal to the amount of the payment received by the municipality in 2024 (sec. 79.05(4), Wis. Stats., from 2023 WI Act 12 – notwithstanding subs. (2) and (3))

Contact Information

If you have questions, contact us at lgs@wisconsin.gov, (608) 266-8618 or (608) 261-5167.



State of Wisconsin • DEPARTMENT OF REVENUE

DIVISION OF STATE AND LOCAL FINANCE • BUREAU OF LOCAL GOVERNMENT SERVICES • 2135 RIMROCK RD MADISON, WI 53713

Mailing Address:
PO Box 8971 #6-97
Madison WI 53708-8971
Fax: (608) 264-6887
lgs@wisconsin.gov

September 13, 2024

KRIS MARCOE
TOWN OF TAYCHEEDAH
W4295 KIEKHAEFER PKWY
FOND DU LAC WI 54937-6802

Notice of Shared Revenue – 2025 Original Estimate

Notice Information

The Wisconsin Department of Revenue (DOR) is providing the **estimated** shared revenue amounts your local government will receive in 2025 under current state law for county and municipal aid, supplemental county and municipal aid, utility aid and the expenditure restraint incentive program. This does not include adjustments, shown on the July and November payment notices.

District	TOWN OF TAYCHEEDAH	County	FOND DU LAC	Co-muni code	20-040
-----------------	--------------------	---------------	-------------	---------------------	--------

Estimate Information

For an explanation of each aid payment listed below, review the additional information in this notice.

2025 Original Estimate	
1. County and municipal aid	\$46,536.28
2. Utility aid	\$0.00
3. Supplemental county and municipal aid	\$109,546.69
4. Expenditure restraint incentive program	\$0.00
5. Total Estimated 2025 Payments (sum of Lines 1-4)	\$156,082.97

Payment Information

Your local government will receive two distributions in 2025 :

- July 28, 2025: 15% of Line 1, 2, and 3 and 100% of Line 4 (*shown above*)
- November 17, 2025: balance of your 2025 aid payments

County and Municipal Aid

Under state law, the county and municipal aid paid to each county and municipality must be equal to the amount determined in 2012 (sec. 79.036, Wis. Stats.) and adjusted for fallen protective services insurance reimbursement (sec. 79.036(4), Wis. Stats.).

County and Municipal Aid Calculation	
1. Prior year county and municipal aid	\$45,493.29
2. Increase due to sales tax revenue, including adjustments (<i>district changes</i>)	\$1,046.35
3. Fallen protective services insurance adjustment	-\$3.36
4. Fallen protective services insurance reimbursement (<i>reported to DOR</i>)	\$0.00
5. Total County and Municipal Aid (sum of Lines 1-4)	\$46,536.28

Utility Aid

- Under state law, utility aid is distributed to each county and municipality where tax-exempt utility property is located (sec. 79.04, Wis. Stats.)
- Utility companies report utility property information to DOR annually
- DOR uses the provided information to accurately calculate utility aid (*shown below*)

Utility Aid Calculation	
1. Net book value, <i>as of December 31, 2024 (including expected additions/retirements)</i>	\$0.00
2. Total net book value payment	\$0.00
3. Minimum payment	\$0.00
4. Megawatt capacity	0.0
5. Megawatt capacity payment	\$0.00
6. Closed/decommissioned production plant (phased down) payment	\$0.00
7. Subtotal (<i>sum of Lines 2, 3, 5 and 6</i>)	\$0.00
8. Population cap	\$1,979,225.00
9. Adjusted subtotal (<i>lesser of Line 7 or Line 8</i>)	\$0.00
10. Adjacent site incentive payment	\$0.00
11. Baseload incentive payment	\$0.00
12. Co-generation incentive payment	\$0.00
13. Alternative energy incentive payment	\$0.00
14. Total incentive payments (<i>sum of Lines 10 through 13</i>)	\$0.00
15. Spent nuclear fuel payment	\$0.00
16. Total Utility Aid – this is the utility aid payment listed on the front of the estimate (<i>sum of Lines 9, 14 and 15</i>)	\$0.00

Supplemental County and Municipal Aid

- Under state law, supplemental county and municipal aid paid to each county and municipality is determined by 2023 Wisconsin Act 12 (sec. 79.037, Wis. Stats.)
- For detailed information, review [county and municipal aid spreadsheet](#)

Supplemental County and Municipal Aid Calculation	
1. Prior year supplemental county and municipal aid	\$107,083.76
2. Increase due to sales tax revenue including adjustments (<i>district changes</i>)	\$2,462.93
3. Total Supplemental County and Municipal Aid (<i>sum of Lines 1 and 2</i>)	\$109,546.69

Expenditure Restraint Incentive Program

- Only municipalities are eligible to receive Expenditure Restraint Incentive Program (ERIP) payments
- Under state law, in 2025, each municipality will receive a payment that is equal to the amount of the payment received by the municipality in 2024 (sec. 79.05(4), Wis. Stats., from 2023 WI Act 12 – notwithstanding subs. (2) and (3))

Contact Information

If you have questions, contact us at lgs@wisconsin.gov, (608) 266-8618 or (608) 261-5167.



State of Wisconsin • DEPARTMENT OF REVENUE

DIVISION OF STATE AND LOCAL FINANCE • BUREAU OF LOCAL GOVERNMENT SERVICES • 2135 RIMROCK RD MADISON, WI 53713

Mailing Address:
PO Box 8971 #6-97
Madison WI 53708-8971
Fax: (608) 264-6887
lgs@wisconsin.gov

September 13, 2024

ANN THEUNE
TOWN OF WAUPUN
712 EDGEWOOD DR
WAUPUN WI 53963

Notice of Shared Revenue – 2025 Original Estimate

Notice Information

The Wisconsin Department of Revenue (DOR) is providing the **estimated** shared revenue amounts your local government will receive in 2025 under current state law for county and municipal aid, supplemental county and municipal aid, utility aid and the expenditure restraint incentive program. This does not include adjustments, shown on the July and November payment notices.

District	TOWN OF WAUPUN	County	FOND DU LAC	Co-muni code	20-042
-----------------	----------------	---------------	-------------	---------------------	--------

Estimate Information

For an explanation of each aid payment listed below, review the additional information in this notice.

2025 Original Estimate	
1. County and municipal aid	\$18,125.06
2. Utility aid	\$5,938.46
3. Supplemental county and municipal aid	\$54,508.11
4. Expenditure restraint incentive program	\$0.00
5. Total Estimated 2025 Payments (sum of Lines 1-4)	\$78,571.63

Payment Information

Your local government will receive two distributions in 2025 :

- July 28, 2025: 15% of Line 1, 2, and 3 and 100% of Line 4 (*shown above*)
- November 17, 2025: balance of your 2025 aid payments

County and Municipal Aid

Under state law, the county and municipal aid paid to each county and municipality must be equal to the amount determined in 2012 (sec. 79.036, Wis. Stats.) and adjusted for fallen protective services insurance reimbursement (sec. 79.036(4), Wis. Stats.).

County and Municipal Aid Calculation	
1. Prior year county and municipal aid	\$17,718.84
2. Increase due to sales tax revenue, including adjustments (<i>district changes</i>)	\$407.53
3. Fallen protective services insurance adjustment	-\$1.31
4. Fallen protective services insurance reimbursement (<i>reported to DOR</i>)	\$0.00
5. Total County and Municipal Aid (sum of Lines 1-4)	\$18,125.06

Utility Aid

- Under state law, utility aid is distributed to each county and municipality where tax-exempt utility property is located (sec. 79.04, Wis. Stats.)
- Utility companies report utility property information to DOR annually
- DOR uses the provided information to accurately calculate utility aid (*shown below*)

Utility Aid Calculation	
1. Net book value, as of December 31, 2024 (including expected additions/retirements)	\$1,979,485.00
2. Total net book value payment	\$5,938.46
3. Minimum payment	\$0.00
4. Megawatt capacity	0.0
5. Megawatt capacity payment	\$0.00
6. Closed/decommissioned production plant (phased down) payment	\$0.00
7. Subtotal (sum of Lines 2, 3, 5 and 6)	\$5,938.46
8. Population cap	\$592,025.00
9. Adjusted subtotal (lesser of Line 7 or Line 8)	\$5,938.46
10. Adjacent site incentive payment	\$0.00
11. Baseload incentive payment	\$0.00
12. Co-generation incentive payment	\$0.00
13. Alternative energy incentive payment	\$0.00
14. Total incentive payments (sum of Lines 10 through 13)	\$0.00
15. Spent nuclear fuel payment	\$0.00
16. Total Utility Aid – this is the utility aid payment listed on the front of the estimate (sum of Lines 9, 14 and 15)	\$5,938.46

Supplemental County and Municipal Aid

- Under state law, supplemental county and municipal aid paid to each county and municipality is determined by 2023 Wisconsin Act 12 (sec. 79.037, Wis. Stats.)
- For detailed information, review [county and municipal aid spreadsheet](#)

Supplemental County and Municipal Aid Calculation	
1. Prior year supplemental county and municipal aid	\$53,282.61
2. Increase due to sales tax revenue including adjustments (<i>district changes</i>)	\$1,225.50
3. Total Supplemental County and Municipal Aid (sum of Lines 1 and 2)	\$54,508.11

Expenditure Restraint Incentive Program

- Only municipalities are eligible to receive Expenditure Restraint Incentive Program (ERIP) payments
- Under state law, in 2025, each municipality will receive a payment that is equal to the amount of the payment received by the municipality in 2024 (sec. 79.05(4), Wis. Stats., from 2023 WI Act 12 – notwithstanding subs. (2) and (3))

Contact Information

If you have questions, contact us at lgs@wisconsin.gov, (608) 266-8618 or (608) 261-5167.



State of Wisconsin • DEPARTMENT OF REVENUE

DIVISION OF STATE AND LOCAL FINANCE • BUREAU OF LOCAL GOVERNMENT SERVICES • 2135 RIMROCK RD MADISON, WI 53713

Mailing Address:
PO Box 8971 #6-97
Madison WI 53708-8971
Fax: (608) 264-6887
lgs@wisconsin.gov

September 13, 2024

CORINNE VANDE ZANDE
VILLAGE OF BRANDON
PO BOX 385
BRANDON WI 53919-0385

Notice of Shared Revenue – 2025 Original Estimate

Notice Information

The Wisconsin Department of Revenue (DOR) is providing the **estimated** shared revenue amounts your local government will receive in 2025 under current state law for county and municipal aid, supplemental county and municipal aid, utility aid and the expenditure restraint incentive program. This does not include adjustments, shown on the July and November payment notices.

District	VILLAGE OF BRANDON	County	FOND DU LAC	Co-muni code	20-106
-----------------	--------------------	---------------	-------------	---------------------	--------

Estimate Information

For an explanation of each aid payment listed below, review the additional information in this notice.

2025 Original Estimate	
1. County and municipal aid	\$195,577.26
2. Utility aid	\$0.00
3. Supplemental county and municipal aid	\$45,800.22
4. Expenditure restraint incentive program	\$7,247.15
5. Total Estimated 2025 Payments (sum of Lines 1-4)	\$248,624.63

Payment Information

Your local government will receive two distributions in 2025 :

- July 28, 2025: 15% of Line 1, 2, and 3 and 100% of Line 4 (*shown above*)
- November 17, 2025: balance of your 2025 aid payments

County and Municipal Aid

Under state law, the county and municipal aid paid to each county and municipality must be equal to the amount determined in 2012 (sec. 79.036, Wis. Stats.) and adjusted for fallen protective services insurance reimbursement (sec. 79.036(4), Wis. Stats.).

County and Municipal Aid Calculation	
1. Prior year county and municipal aid	\$191,193.93
2. Increase due to sales tax revenue, including adjustments (<i>district changes</i>)	\$4,397.46
3. Fallen protective services insurance adjustment	-\$14.13
4. Fallen protective services insurance reimbursement (<i>reported to DOR</i>)	\$0.00
5. Total County and Municipal Aid (sum of Lines 1-4)	\$195,577.26

Utility Aid

- Under state law, utility aid is distributed to each county and municipality where tax-exempt utility property is located (sec. 79.04, Wis. Stats.)
- Utility companies report utility property information to DOR annually
- DOR uses the provided information to accurately calculate utility aid (*shown below*)

Utility Aid Calculation	
1. Net book value, <i>as of December 31, 2024 (including expected additions/retirements)</i>	\$0.00
2. Total net book value payment	\$0.00
3. Minimum payment	\$0.00
4. Megawatt capacity	0.0
5. Megawatt capacity payment	\$0.00
6. Closed/decommissioned production plant (phased down) payment	\$0.00
7. Subtotal (<i>sum of Lines 2, 3, 5 and 6</i>)	\$0.00
8. Population cap	\$368,475.00
9. Adjusted subtotal (<i>lesser of Line 7 or Line 8</i>)	\$0.00
10. Adjacent site incentive payment	\$0.00
11. Baseload incentive payment	\$0.00
12. Co-generation incentive payment	\$0.00
13. Alternative energy incentive payment	\$0.00
14. Total incentive payments (<i>sum of Lines 10 through 13</i>)	\$0.00
15. Spent nuclear fuel payment	\$0.00
16. Total Utility Aid – this is the utility aid payment listed on the front of the estimate (<i>sum of Lines 9, 14 and 15</i>)	\$0.00

Supplemental County and Municipal Aid

- Under state law, supplemental county and municipal aid paid to each county and municipality is determined by 2023 Wisconsin Act 12 (sec. 79.037, Wis. Stats.)
- For detailed information, review [county and municipal aid spreadsheet](#)

Supplemental County and Municipal Aid Calculation	
1. Prior year supplemental county and municipal aid	\$44,770.50
2. Increase due to sales tax revenue including adjustments (<i>district changes</i>)	\$1,029.72
3. Total Supplemental County and Municipal Aid (<i>sum of Lines 1 and 2</i>)	\$45,800.22

Expenditure Restraint Incentive Program

- Only municipalities are eligible to receive Expenditure Restraint Incentive Program (ERIP) payments
- Under state law, in 2025, each municipality will receive a payment that is equal to the amount of the payment received by the municipality in 2024 (sec. 79.05(4), Wis. Stats., from 2023 WI Act 12 – notwithstanding subs. (2) and (3))

Contact Information

If you have questions, contact us at lgs@wisconsin.gov, (608) 266-8618 or (608) 261-5167.



State of Wisconsin • DEPARTMENT OF REVENUE

DIVISION OF STATE AND LOCAL FINANCE • BUREAU OF LOCAL GOVERNMENT SERVICES • 2135 RIMROCK RD MADISON, WI 53713

Mailing Address:
PO Box 8971 #6-97
Madison WI 53708-8971
Fax: (608) 264-6887
lgs@wisconsin.gov

September 13, 2024

ANGELICA RETTLER
VILLAGE OF CAMPBELLSPORT
PO BOX 709, 470 GRANDVIEW AVE
CAMPBELLSPORT WI 53010-0709

Notice of Shared Revenue – 2025 Original Estimate

Notice Information

The Wisconsin Department of Revenue (DOR) is providing the **estimated** shared revenue amounts your local government will receive in 2025 under current state law for county and municipal aid, supplemental county and municipal aid, utility aid and the expenditure restraint incentive program. This does not include adjustments, shown on the July and November payment notices.

District	VILLAGE OF CAMPBELLSPORT	County	FOND DU LAC	Co-muni code	20-111
-----------------	--------------------------	---------------	-------------	---------------------	--------

Estimate Information

For an explanation of each aid payment listed below, review the additional information in this notice.

2025 Original Estimate	
1. County and municipal aid	\$285,321.65
2. Utility aid	\$0.00
3. Supplemental county and municipal aid	\$63,742.38
4. Expenditure restraint incentive program	\$21,658.26
5. Total Estimated 2025 Payments (sum of Lines 1-4)	\$370,722.29

Payment Information

Your local government will receive two distributions in 2025 :

- July 28, 2025: 15% of Line 1, 2, and 3 and 100% of Line 4 (*shown above*)
- November 17, 2025: balance of your 2025 aid payments

County and Municipal Aid

Under state law, the county and municipal aid paid to each county and municipality must be equal to the amount determined in 2012 (sec. 79.036, Wis. Stats.) and adjusted for fallen protective services insurance reimbursement (sec. 79.036(4), Wis. Stats.).

County and Municipal Aid Calculation	
1. Prior year county and municipal aid	\$278,926.94
2. Increase due to sales tax revenue, including adjustments (<i>district changes</i>)	\$6,415.32
3. Fallen protective services insurance adjustment	-\$20.61
4. Fallen protective services insurance reimbursement (<i>reported to DOR</i>)	\$0.00
5. Total County and Municipal Aid (sum of Lines 1-4)	\$285,321.65

Utility Aid

- Under state law, utility aid is distributed to each county and municipality where tax-exempt utility property is located (sec. 79.04, Wis. Stats.)
- Utility companies report utility property information to DOR annually
- DOR uses the provided information to accurately calculate utility aid (*shown below*)

Utility Aid Calculation	
1. Net book value, <i>as of December 31, 2024 (including expected additions/retirements)</i>	\$0.00
2. Total net book value payment	\$0.00
3. Minimum payment	\$0.00
4. Megawatt capacity	0.0
5. Megawatt capacity payment	\$0.00
6. Closed/decommissioned production plant (phased down) payment	\$0.00
7. Subtotal (<i>sum of Lines 2, 3, 5 and 6</i>)	\$0.00
8. Population cap	\$831,725.00
9. Adjusted subtotal (<i>lesser of Line 7 or Line 8</i>)	\$0.00
10. Adjacent site incentive payment	\$0.00
11. Baseload incentive payment	\$0.00
12. Co-generation incentive payment	\$0.00
13. Alternative energy incentive payment	\$0.00
14. Total incentive payments (<i>sum of Lines 10 through 13</i>)	\$0.00
15. Spent nuclear fuel payment	\$0.00
16. Total Utility Aid – this is the utility aid payment listed on the front of the estimate (<i>sum of Lines 9, 14 and 15</i>)	\$0.00

Supplemental County and Municipal Aid

- Under state law, supplemental county and municipal aid paid to each county and municipality is determined by 2023 Wisconsin Act 12 (sec. 79.037, Wis. Stats.)
- For detailed information, review [county and municipal aid spreadsheet](#)

Supplemental County and Municipal Aid Calculation	
1. Prior year supplemental county and municipal aid	\$62,309.27
2. Increase due to sales tax revenue including adjustments (<i>district changes</i>)	\$1,433.11
3. Total Supplemental County and Municipal Aid (<i>sum of Lines 1 and 2</i>)	\$63,742.38

Expenditure Restraint Incentive Program

- Only municipalities are eligible to receive Expenditure Restraint Incentive Program (ERIP) payments
- Under state law, in 2025, each municipality will receive a payment that is equal to the amount of the payment received by the municipality in 2024 (sec. 79.05(4), Wis. Stats., from 2023 WI Act 12 – notwithstanding subs. (2) and (3))

Contact Information

If you have questions, contact us at lgs@wisconsin.gov, (608) 266-8618 or (608) 261-5167.



State of Wisconsin • DEPARTMENT OF REVENUE

DIVISION OF STATE AND LOCAL FINANCE • BUREAU OF LOCAL GOVERNMENT SERVICES • 2135 RIMROCK RD MADISON, WI 53713

Mailing Address:
PO Box 8971 #6-97
Madison WI 53708-8971
Fax: (608) 264-6887
lgs@wisconsin.gov

September 13, 2024

KARI SCHLEFKE
VILLAGE OF EDEN
PO BOX 65
EDEN WI 53019-0065

Notice of Shared Revenue – 2025 Original Estimate

Notice Information

The Wisconsin Department of Revenue (DOR) is providing the **estimated** shared revenue amounts your local government will receive in 2025 under current state law for county and municipal aid, supplemental county and municipal aid, utility aid and the expenditure restraint incentive program. This does not include adjustments, shown on the July and November payment notices.

District	VILLAGE OF EDEN	County	FOND DU LAC	Co-muni code	20-121
-----------------	-----------------	---------------	-------------	---------------------	--------

Estimate Information

For an explanation of each aid payment listed below, review the additional information in this notice.

2025 Original Estimate	
1. County and municipal aid	\$109,294.03
2. Utility aid	\$0.00
3. Supplemental county and municipal aid	\$46,229.73
4. Expenditure restraint incentive program	\$0.00
5. Total Estimated 2025 Payments (sum of Lines 1-4)	\$155,523.76

Payment Information

Your local government will receive two distributions in 2025 :

- July 28, 2025: 15% of Line 1, 2, and 3 and 100% of Line 4 (*shown above*)
- November 17, 2025: balance of your 2025 aid payments

County and Municipal Aid

Under state law, the county and municipal aid paid to each county and municipality must be equal to the amount determined in 2012 (sec. 79.036, Wis. Stats.) and adjusted for fallen protective services insurance reimbursement (sec. 79.036(4), Wis. Stats.).

County and Municipal Aid Calculation	
1. Prior year county and municipal aid	\$106,844.51
2. Increase due to sales tax revenue, including adjustments (<i>district changes</i>)	\$2,457.42
3. Fallen protective services insurance adjustment	-\$7.90
4. Fallen protective services insurance reimbursement (<i>reported to DOR</i>)	\$0.00
5. Total County and Municipal Aid (sum of Lines 1-4)	\$109,294.03

Utility Aid

- Under state law, utility aid is distributed to each county and municipality where tax-exempt utility property is located (sec. 79.04, Wis. Stats.)
- Utility companies report utility property information to DOR annually
- DOR uses the provided information to accurately calculate utility aid (*shown below*)

Utility Aid Calculation	
1. Net book value, <i>as of December 31, 2024 (including expected additions/retirements)</i>	\$0.00
2. Total net book value payment	\$0.00
3. Minimum payment	\$0.00
4. Megawatt capacity	0.0
5. Megawatt capacity payment	\$0.00
6. Closed/decommissioned production plant (phased down) payment	\$0.00
7. Subtotal (<i>sum of Lines 2, 3, 5 and 6</i>)	\$0.00
8. Population cap	\$382,500.00
9. Adjusted subtotal (<i>lesser of Line 7 or Line 8</i>)	\$0.00
10. Adjacent site incentive payment	\$0.00
11. Baseload incentive payment	\$0.00
12. Co-generation incentive payment	\$0.00
13. Alternative energy incentive payment	\$0.00
14. Total incentive payments (<i>sum of Lines 10 through 13</i>)	\$0.00
15. Spent nuclear fuel payment	\$0.00
16. Total Utility Aid – this is the utility aid payment listed on the front of the estimate (<i>sum of Lines 9, 14 and 15</i>)	\$0.00

Supplemental County and Municipal Aid

- Under state law, supplemental county and municipal aid paid to each county and municipality is determined by 2023 Wisconsin Act 12 (sec. 79.037, Wis. Stats.)
- For detailed information, review [county and municipal aid spreadsheet](#)

Supplemental County and Municipal Aid Calculation	
1. Prior year supplemental county and municipal aid	\$45,190.35
2. Increase due to sales tax revenue including adjustments (<i>district changes</i>)	\$1,039.38
3. Total Supplemental County and Municipal Aid (<i>sum of Lines 1 and 2</i>)	\$46,229.73

Expenditure Restraint Incentive Program

- Only municipalities are eligible to receive Expenditure Restraint Incentive Program (ERIP) payments
- Under state law, in 2025, each municipality will receive a payment that is equal to the amount of the payment received by the municipality in 2024 (sec. 79.05(4), Wis. Stats., from 2023 WI Act 12 – notwithstanding subs. (2) and (3))

Contact Information

If you have questions, contact us at lgs@wisconsin.gov, (608) 266-8618 or (608) 261-5167.



State of Wisconsin • DEPARTMENT OF REVENUE

DIVISION OF STATE AND LOCAL FINANCE • BUREAU OF LOCAL GOVERNMENT SERVICES • 2135 RIMROCK RD MADISON, WI 53713

Mailing Address:
PO Box 8971 #6-97
Madison WI 53708-8971
Fax: (608) 264-6887
lgs@wisconsin.gov

September 13, 2024

KAREN SMIT
VILLAGE OF FAIRWATER
PO BOX 15
FAIRWATER WI 53931-0015

Notice of Shared Revenue – 2025 Original Estimate

Notice Information

The Wisconsin Department of Revenue (DOR) is providing the **estimated** shared revenue amounts your local government will receive in 2025 under current state law for county and municipal aid, supplemental county and municipal aid, utility aid and the expenditure restraint incentive program. This does not include adjustments, shown on the July and November payment notices.

District	VILLAGE OF FAIRWATER	County	FOND DU LAC	Co-muni code	20-126
-----------------	----------------------	---------------	-------------	---------------------	--------

Estimate Information

For an explanation of each aid payment listed below, review the additional information in this notice.

2025 Original Estimate	
1. County and municipal aid	\$74,444.99
2. Utility aid	\$26,590.47
3. Supplemental county and municipal aid	\$36,622.61
4. Expenditure restraint incentive program	\$0.00
5. Total Estimated 2025 Payments (sum of Lines 1-4)	\$137,658.07

Payment Information

Your local government will receive two distributions in 2025 :

- July 28, 2025: 15% of Line 1, 2, and 3 and 100% of Line 4 (*shown above*)
- November 17, 2025: balance of your 2025 aid payments

County and Municipal Aid

Under state law, the county and municipal aid paid to each county and municipality must be equal to the amount determined in 2012 (sec. 79.036, Wis. Stats.) and adjusted for fallen protective services insurance reimbursement (sec. 79.036(4), Wis. Stats.).

County and Municipal Aid Calculation	
1. Prior year county and municipal aid	\$72,776.51
2. Increase due to sales tax revenue, including adjustments (<i>district changes</i>)	\$1,673.86
3. Fallen protective services insurance adjustment	-\$5.38
4. Fallen protective services insurance reimbursement (<i>reported to DOR</i>)	\$0.00
5. Total County and Municipal Aid (sum of Lines 1-4)	\$74,444.99

Utility Aid

- Under state law, utility aid is distributed to each county and municipality where tax-exempt utility property is located (sec. 79.04, Wis. Stats.)
- Utility companies report utility property information to DOR annually
- DOR uses the provided information to accurately calculate utility aid (*shown below*)

Utility Aid Calculation	
1. Net book value, <i>as of December 31, 2024 (including expected additions/retirements)</i>	\$4,431,745.00
2. Total net book value payment	\$26,590.47
3. Minimum payment	\$0.00
4. Megawatt capacity	0.0
5. Megawatt capacity payment	\$0.00
6. Closed/decommissioned production plant (phased down) payment	\$0.00
7. Subtotal (<i>sum of Lines 2, 3, 5 and 6</i>)	\$26,590.47
8. Population cap	\$144,500.00
9. Adjusted subtotal (<i>lesser of Line 7 or Line 8</i>)	\$26,590.47
10. Adjacent site incentive payment	\$0.00
11. Baseload incentive payment	\$0.00
12. Co-generation incentive payment	\$0.00
13. Alternative energy incentive payment	\$0.00
14. Total incentive payments (<i>sum of Lines 10 through 13</i>)	\$0.00
15. Spent nuclear fuel payment	\$0.00
16. Total Utility Aid – this is the utility aid payment listed on the front of the estimate (<i>sum of Lines 9, 14 and 15</i>)	\$26,590.47

Supplemental County and Municipal Aid

- Under state law, supplemental county and municipal aid paid to each county and municipality is determined by 2023 Wisconsin Act 12 (sec. 79.037, Wis. Stats.)
- For detailed information, review [county and municipal aid spreadsheet](#)

Supplemental County and Municipal Aid Calculation	
1. Prior year supplemental county and municipal aid	\$35,799.23
2. Increase due to sales tax revenue including adjustments (<i>district changes</i>)	\$823.38
3. Total Supplemental County and Municipal Aid (<i>sum of Lines 1 and 2</i>)	\$36,622.61

Expenditure Restraint Incentive Program

- Only municipalities are eligible to receive Expenditure Restraint Incentive Program (ERIP) payments
- Under state law, in 2025, each municipality will receive a payment that is equal to the amount of the payment received by the municipality in 2024 (sec. 79.05(4), Wis. Stats., from 2023 WI Act 12 – notwithstanding subs. (2) and (3))

Contact Information

If you have questions, contact us at lgs@wisconsin.gov, (608) 266-8618 or (608) 261-5167.



State of Wisconsin • DEPARTMENT OF REVENUE

DIVISION OF STATE AND LOCAL FINANCE • BUREAU OF LOCAL GOVERNMENT SERVICES • 2135 RIMROCK RD MADISON, WI 53713

Mailing Address:
PO Box 8971 #6-97
Madison WI 53708-8971
Fax: (608) 264-6887
lgs@wisconsin.gov

September 13, 2024

MARY MERTEN
VILLAGE OF MOUNT CALVARY
PO BOX 205
MOUNT CALVARY WI 53057-9604

Notice of Shared Revenue – 2025 Original Estimate

Notice Information

The Wisconsin Department of Revenue (DOR) is providing the **estimated** shared revenue amounts your local government will receive in 2025 under current state law for county and municipal aid, supplemental county and municipal aid, utility aid and the expenditure restraint incentive program. This does not include adjustments, shown on the July and November payment notices.

District	VILLAGE OF MOUNT CALVARY	County	FOND DU LAC	Co-muni code	20-151
-----------------	--------------------------	---------------	-------------	---------------------	--------

Estimate Information

For an explanation of each aid payment listed below, review the additional information in this notice.

2025 Original Estimate	
1. County and municipal aid	\$83,789.03
2. Utility aid	\$0.00
3. Supplemental county and municipal aid	\$40,129.39
4. Expenditure restraint incentive program	\$0.00
5. Total Estimated 2025 Payments (sum of Lines 1-4)	\$123,918.42

Payment Information

Your local government will receive two distributions in 2025 :

- July 28, 2025: 15% of Line 1, 2, and 3 and 100% of Line 4 (*shown above*)
- November 17, 2025: balance of your 2025 aid payments

County and Municipal Aid

Under state law, the county and municipal aid paid to each county and municipality must be equal to the amount determined in 2012 (sec. 79.036, Wis. Stats.) and adjusted for fallen protective services insurance reimbursement (sec. 79.036(4), Wis. Stats.).

County and Municipal Aid Calculation	
1. Prior year county and municipal aid	\$81,911.12
2. Increase due to sales tax revenue, including adjustments (<i>district changes</i>)	\$1,883.96
3. Fallen protective services insurance adjustment	-\$6.05
4. Fallen protective services insurance reimbursement (<i>reported to DOR</i>)	\$0.00
5. Total County and Municipal Aid (sum of Lines 1-4)	\$83,789.03

Utility Aid

- Under state law, utility aid is distributed to each county and municipality where tax-exempt utility property is located (sec. 79.04, Wis. Stats.)
- Utility companies report utility property information to DOR annually
- DOR uses the provided information to accurately calculate utility aid (*shown below*)

Utility Aid Calculation	
1. Net book value, <i>as of December 31, 2024 (including expected additions/retirements)</i>	\$0.00
2. Total net book value payment	\$0.00
3. Minimum payment	\$0.00
4. Megawatt capacity	0.0
5. Megawatt capacity payment	\$0.00
6. Closed/decommissioned production plant (phased down) payment	\$0.00
7. Subtotal (<i>sum of Lines 2, 3, 5 and 6</i>)	\$0.00
8. Population cap	\$203,150.00
9. Adjusted subtotal (<i>lesser of Line 7 or Line 8</i>)	\$0.00
10. Adjacent site incentive payment	\$0.00
11. Baseload incentive payment	\$0.00
12. Co-generation incentive payment	\$0.00
13. Alternative energy incentive payment	\$0.00
14. Total incentive payments (<i>sum of Lines 10 through 13</i>)	\$0.00
15. Spent nuclear fuel payment	\$0.00
16. Total Utility Aid – this is the utility aid payment listed on the front of the estimate (<i>sum of Lines 9, 14 and 15</i>)	\$0.00

Supplemental County and Municipal Aid

- Under state law, supplemental county and municipal aid paid to each county and municipality is determined by 2023 Wisconsin Act 12 (sec. 79.037, Wis. Stats.)
- For detailed information, review [county and municipal aid spreadsheet](#)

Supplemental County and Municipal Aid Calculation	
1. Prior year supplemental county and municipal aid	\$39,227.17
2. Increase due to sales tax revenue including adjustments (<i>district changes</i>)	\$902.22
3. Total Supplemental County and Municipal Aid (<i>sum of Lines 1 and 2</i>)	\$40,129.39

Expenditure Restraint Incentive Program

- Only municipalities are eligible to receive Expenditure Restraint Incentive Program (ERIP) payments
- Under state law, in 2025, each municipality will receive a payment that is equal to the amount of the payment received by the municipality in 2024 (sec. 79.05(4), Wis. Stats., from 2023 WI Act 12 – notwithstanding subs. (2) and (3))

Contact Information

If you have questions, contact us at lgs@wisconsin.gov, (608) 266-8618 or (608) 261-5167.



State of Wisconsin • DEPARTMENT OF REVENUE

DIVISION OF STATE AND LOCAL FINANCE • BUREAU OF LOCAL GOVERNMENT SERVICES • 2135 RIMROCK RD MADISON, WI 53713

Mailing Address:
PO Box 8971 #6-97
Madison WI 53708-8971
Fax: (608) 264-6887
lgs@wisconsin.gov

September 13, 2024

NICK LEONARD
VILLAGE OF NORTH FOND DU LAC
16 GARFIELD ST
NORTH FOND DU LAC WI 54937-1399

Notice of Shared Revenue – 2025 Original Estimate

Notice Information

The Wisconsin Department of Revenue (DOR) is providing the **estimated** shared revenue amounts your local government will receive in 2025 under current state law for county and municipal aid, supplemental county and municipal aid, utility aid and the expenditure restraint incentive program. This does not include adjustments, shown on the July and November payment notices.

District	VILLAGE OF NORTH FOND DU LAC	County	FOND DU LAC	Co-muni code	20-161
-----------------	------------------------------	---------------	-------------	---------------------	--------

Estimate Information

For an explanation of each aid payment listed below, review the additional information in this notice.

2025 Original Estimate	
1. County and municipal aid	\$1,407,721.05
2. Utility aid	\$38,320.12
3. Supplemental county and municipal aid	\$327,295.85
4. Expenditure restraint incentive program	\$40,392.38
5. Total Estimated 2025 Payments (sum of Lines 1-4)	\$1,813,729.40

Payment Information

Your local government will receive two distributions in 2025 :

- July 28, 2025: 15% of Line 1, 2, and 3 and 100% of Line 4 (*shown above*)
- November 17, 2025: balance of your 2025 aid payments

County and Municipal Aid

Under state law, the county and municipal aid paid to each county and municipality must be equal to the amount determined in 2012 (sec. 79.036, Wis. Stats.) and adjusted for fallen protective services insurance reimbursement (sec. 79.036(4), Wis. Stats.).

County and Municipal Aid Calculation	
1. Prior year county and municipal aid	\$1,376,170.83
2. Increase due to sales tax revenue, including adjustments (<i>district changes</i>)	\$31,651.93
3. Fallen protective services insurance adjustment	-\$101.71
4. Fallen protective services insurance reimbursement (<i>reported to DOR</i>)	\$0.00
5. Total County and Municipal Aid (sum of Lines 1-4)	\$1,407,721.05

Utility Aid

- Under state law, utility aid is distributed to each county and municipality where tax-exempt utility property is located (sec. 79.04, Wis. Stats.)
- Utility companies report utility property information to DOR annually
- DOR uses the provided information to accurately calculate utility aid (*shown below*)

Utility Aid Calculation	
1. Net book value, as of December 31, 2024 (including expected additions/retirements)	\$6,386,687.00
2. Total net book value payment	\$38,320.12
3. Minimum payment	\$0.00
4. Megawatt capacity	0.0
5. Megawatt capacity payment	\$0.00
6. Closed/decommissioned production plant (phased down) payment	\$0.00
7. Subtotal (sum of Lines 2, 3, 5 and 6)	\$38,320.12
8. Population cap	\$2,302,650.00
9. Adjusted subtotal (lesser of Line 7 or Line 8)	\$38,320.12
10. Adjacent site incentive payment	\$0.00
11. Baseload incentive payment	\$0.00
12. Co-generation incentive payment	\$0.00
13. Alternative energy incentive payment	\$0.00
14. Total incentive payments (sum of Lines 10 through 13)	\$0.00
15. Spent nuclear fuel payment	\$0.00
16. Total Utility Aid – this is the utility aid payment listed on the front of the estimate (sum of Lines 9, 14 and 15)	\$38,320.12

Supplemental County and Municipal Aid

- Under state law, supplemental county and municipal aid paid to each county and municipality is determined by 2023 Wisconsin Act 12 (sec. 79.037, Wis. Stats.)
- For detailed information, review [county and municipal aid spreadsheet](#)

Supplemental County and Municipal Aid Calculation	
1. Prior year supplemental county and municipal aid	\$319,937.29
2. Increase due to sales tax revenue including adjustments (district changes)	\$7,358.56
3. Total Supplemental County and Municipal Aid (sum of Lines 1 and 2)	\$327,295.85

Expenditure Restraint Incentive Program

- Only municipalities are eligible to receive Expenditure Restraint Incentive Program (ERIP) payments
- Under state law, in 2025, each municipality will receive a payment that is equal to the amount of the payment received by the municipality in 2024 (sec. 79.05(4), Wis. Stats., from 2023 WI Act 12 – notwithstanding subs. (2) and (3))

Contact Information

If you have questions, contact us at lgs@wisconsin.gov, (608) 266-8618 or (608) 261-5167.



State of Wisconsin • DEPARTMENT OF REVENUE

DIVISION OF STATE AND LOCAL FINANCE • BUREAU OF LOCAL GOVERNMENT SERVICES • 2135 RIMROCK RD MADISON, WI 53713

Mailing Address:
PO Box 8971 #6-97
Madison WI 53708-8971
Fax: (608) 264-6887
lgs@wisconsin.gov

September 13, 2024

MIRIAM THOMAS
VILLAGE OF OAKFIELD
PO BOX 98
OAKFIELD WI 53065-0098

Notice of Shared Revenue – 2025 Original Estimate

Notice Information

The Wisconsin Department of Revenue (DOR) is providing the **estimated** shared revenue amounts your local government will receive in 2025 under current state law for county and municipal aid, supplemental county and municipal aid, utility aid and the expenditure restraint incentive program. This does not include adjustments, shown on the July and November payment notices.

District	VILLAGE OF OAKFIELD	County	FOND DU LAC	Co-muni code	20-165
-----------------	---------------------	---------------	-------------	---------------------	--------

Estimate Information

For an explanation of each aid payment listed below, review the additional information in this notice.

2025 Original Estimate	
1. County and municipal aid	\$135,709.40
2. Utility aid	\$0.00
3. Supplemental county and municipal aid	\$48,926.77
4. Expenditure restraint incentive program	\$0.00
5. Total Estimated 2025 Payments (sum of Lines 1-4)	\$184,636.17

Payment Information

Your local government will receive two distributions in 2025 :

- July 28, 2025: 15% of Line 1, 2, and 3 and 100% of Line 4 (*shown above*)
- November 17, 2025: balance of your 2025 aid payments

County and Municipal Aid

Under state law, the county and municipal aid paid to each county and municipality must be equal to the amount determined in 2012 (sec. 79.036, Wis. Stats.) and adjusted for fallen protective services insurance reimbursement (sec. 79.036(4), Wis. Stats.).

County and Municipal Aid Calculation	
1. Prior year county and municipal aid	\$132,667.84
2. Increase due to sales tax revenue, including adjustments (<i>district changes</i>)	\$3,051.36
3. Fallen protective services insurance adjustment	-\$9.80
4. Fallen protective services insurance reimbursement (<i>reported to DOR</i>)	\$0.00
5. Total County and Municipal Aid (sum of Lines 1-4)	\$135,709.40

Utility Aid

- Under state law, utility aid is distributed to each county and municipality where tax-exempt utility property is located (sec. 79.04, Wis. Stats.)
- Utility companies report utility property information to DOR annually
- DOR uses the provided information to accurately calculate utility aid (*shown below*)

Utility Aid Calculation	
1. Net book value, <i>as of December 31, 2024 (including expected additions/retirements)</i>	\$0.00
2. Total net book value payment	\$0.00
3. Minimum payment	\$0.00
4. Megawatt capacity	0.0
5. Megawatt capacity payment	\$0.00
6. Closed/decommissioned production plant (phased down) payment	\$0.00
7. Subtotal (<i>sum of Lines 2, 3, 5 and 6</i>)	\$0.00
8. Population cap	\$449,225.00
9. Adjusted subtotal (<i>lesser of Line 7 or Line 8</i>)	\$0.00
10. Adjacent site incentive payment	\$0.00
11. Baseload incentive payment	\$0.00
12. Co-generation incentive payment	\$0.00
13. Alternative energy incentive payment	\$0.00
14. Total incentive payments (<i>sum of Lines 10 through 13</i>)	\$0.00
15. Spent nuclear fuel payment	\$0.00
16. Total Utility Aid – this is the utility aid payment listed on the front of the estimate (<i>sum of Lines 9, 14 and 15</i>)	\$0.00

Supplemental County and Municipal Aid

- Under state law, supplemental county and municipal aid paid to each county and municipality is determined by 2023 Wisconsin Act 12 (sec. 79.037, Wis. Stats.)
- For detailed information, review [county and municipal aid spreadsheet](#)

Supplemental County and Municipal Aid Calculation	
1. Prior year supplemental county and municipal aid	\$47,826.75
2. Increase due to sales tax revenue including adjustments (<i>district changes</i>)	\$1,100.02
3. Total Supplemental County and Municipal Aid (<i>sum of Lines 1 and 2</i>)	\$48,926.77

Expenditure Restraint Incentive Program

- Only municipalities are eligible to receive Expenditure Restraint Incentive Program (ERIP) payments
- Under state law, in 2025, each municipality will receive a payment that is equal to the amount of the payment received by the municipality in 2024 (sec. 79.05(4), Wis. Stats., from 2023 WI Act 12 – notwithstanding subs. (2) and (3))

Contact Information

If you have questions, contact us at lgs@wisconsin.gov, (608) 266-8618 or (608) 261-5167.



State of Wisconsin • DEPARTMENT OF REVENUE

DIVISION OF STATE AND LOCAL FINANCE • BUREAU OF LOCAL GOVERNMENT SERVICES • 2135 RIMROCK RD MADISON, WI 53713

Mailing Address:
PO Box 8971 #6-97
Madison WI 53708-8971
Fax: (608) 264-6887
lgs@wisconsin.gov

September 13, 2024

EMILY WIRKUS
VILLAGE OF ROSENDALE
PO BOX 424, 211 N GRANT ST
ROSENDALE WI 54974-0424

Notice of Shared Revenue – 2025 Original Estimate

Notice Information

The Wisconsin Department of Revenue (DOR) is providing the **estimated** shared revenue amounts your local government will receive in 2025 under current state law for county and municipal aid, supplemental county and municipal aid, utility aid and the expenditure restraint incentive program. This does not include adjustments, shown on the July and November payment notices.

District	VILLAGE OF ROSENDALE	County	FOND DU LAC	Co-muni code	20-176
-----------------	----------------------	---------------	-------------	---------------------	--------

Estimate Information

For an explanation of each aid payment listed below, review the additional information in this notice.

2025 Original Estimate	
1. County and municipal aid	\$120,376.32
2. Utility aid	\$0.00
3. Supplemental county and municipal aid	\$48,548.87
4. Expenditure restraint incentive program	\$0.00
5. Total Estimated 2025 Payments (sum of Lines 1-4)	\$168,925.19

Payment Information

Your local government will receive two distributions in 2025 :

- July 28, 2025: 15% of Line 1, 2, and 3 and 100% of Line 4 (*shown above*)
- November 17, 2025: balance of your 2025 aid payments

County and Municipal Aid

Under state law, the county and municipal aid paid to each county and municipality must be equal to the amount determined in 2012 (sec. 79.036, Wis. Stats.) and adjusted for fallen protective services insurance reimbursement (sec. 79.036(4), Wis. Stats.).

County and Municipal Aid Calculation	
1. Prior year county and municipal aid	\$117,678.42
2. Increase due to sales tax revenue, including adjustments (<i>district changes</i>)	\$2,706.60
3. Fallen protective services insurance adjustment	-\$8.70
4. Fallen protective services insurance reimbursement (<i>reported to DOR</i>)	\$0.00
5. Total County and Municipal Aid (sum of Lines 1-4)	\$120,376.32

Utility Aid

- Under state law, utility aid is distributed to each county and municipality where tax-exempt utility property is located (sec. 79.04, Wis. Stats.)
- Utility companies report utility property information to DOR annually
- DOR uses the provided information to accurately calculate utility aid (*shown below*)

Utility Aid Calculation	
1. Net book value, <i>as of December 31, 2024 (including expected additions/retirements)</i>	\$0.00
2. Total net book value payment	\$0.00
3. Minimum payment	\$0.00
4. Megawatt capacity	0.0
5. Megawatt capacity payment	\$0.00
6. Closed/decommissioned production plant (phased down) payment	\$0.00
7. Subtotal (<i>sum of Lines 2, 3, 5 and 6</i>)	\$0.00
8. Population cap	\$430,525.00
9. Adjusted subtotal (<i>lesser of Line 7 or Line 8</i>)	\$0.00
10. Adjacent site incentive payment	\$0.00
11. Baseload incentive payment	\$0.00
12. Co-generation incentive payment	\$0.00
13. Alternative energy incentive payment	\$0.00
14. Total incentive payments (<i>sum of Lines 10 through 13</i>)	\$0.00
15. Spent nuclear fuel payment	\$0.00
16. Total Utility Aid – this is the utility aid payment listed on the front of the estimate (<i>sum of Lines 9, 14 and 15</i>)	\$0.00

Supplemental County and Municipal Aid

- Under state law, supplemental county and municipal aid paid to each county and municipality is determined by 2023 Wisconsin Act 12 (sec. 79.037, Wis. Stats.)
- For detailed information, review [county and municipal aid spreadsheet](#)

Supplemental County and Municipal Aid Calculation	
1. Prior year supplemental county and municipal aid	\$47,457.35
2. Increase due to sales tax revenue including adjustments (<i>district changes</i>)	\$1,091.52
3. Total Supplemental County and Municipal Aid (<i>sum of Lines 1 and 2</i>)	\$48,548.87

Expenditure Restraint Incentive Program

- Only municipalities are eligible to receive Expenditure Restraint Incentive Program (ERIP) payments
- Under state law, in 2025, each municipality will receive a payment that is equal to the amount of the payment received by the municipality in 2024 (sec. 79.05(4), Wis. Stats., from 2023 WI Act 12 – notwithstanding subs. (2) and (3))

Contact Information

If you have questions, contact us at lgs@wisconsin.gov, (608) 266-8618 or (608) 261-5167.



State of Wisconsin • DEPARTMENT OF REVENUE

DIVISION OF STATE AND LOCAL FINANCE • BUREAU OF LOCAL GOVERNMENT SERVICES • 2135 RIMROCK RD MADISON, WI 53713

Mailing Address:
PO Box 8971 #6-97
Madison WI 53708-8971
Fax: (608) 264-6887
lgs@wisconsin.gov

September 13, 2024

RHONDA WEBER
VILLAGE OF SAINT CLOUD
PO BOX 395
ST CLOUD WI 53079-0395

Notice of Shared Revenue – 2025 Original Estimate

Notice Information

The Wisconsin Department of Revenue (DOR) is providing the **estimated** shared revenue amounts your local government will receive in 2025 under current state law for county and municipal aid, supplemental county and municipal aid, utility aid and the expenditure restraint incentive program. This does not include adjustments, shown on the July and November payment notices.

District	VILLAGE OF SAINT CLOUD	County	FOND DU LAC	Co-muni code	20-181
-----------------	------------------------	---------------	-------------	---------------------	--------

Estimate Information

For an explanation of each aid payment listed below, review the additional information in this notice.

2025 Original Estimate	
1. County and municipal aid	\$71,776.66
2. Utility aid	\$0.00
3. Supplemental county and municipal aid	\$39,218.40
4. Expenditure restraint incentive program	\$0.00
5. Total Estimated 2025 Payments (sum of Lines 1-4)	\$110,995.06

Payment Information

Your local government will receive two distributions in 2025 :

- July 28, 2025: 15% of Line 1, 2, and 3 and 100% of Line 4 (*shown above*)
- November 17, 2025: balance of your 2025 aid payments

County and Municipal Aid

Under state law, the county and municipal aid paid to each county and municipality must be equal to the amount determined in 2012 (sec. 79.036, Wis. Stats.) and adjusted for fallen protective services insurance reimbursement (sec. 79.036(4), Wis. Stats.).

County and Municipal Aid Calculation	
1. Prior year county and municipal aid	\$70,167.99
2. Increase due to sales tax revenue, including adjustments (<i>district changes</i>)	\$1,613.86
3. Fallen protective services insurance adjustment	-\$5.19
4. Fallen protective services insurance reimbursement (<i>reported to DOR</i>)	\$0.00
5. Total County and Municipal Aid (sum of Lines 1-4)	\$71,776.66

Utility Aid

- Under state law, utility aid is distributed to each county and municipality where tax-exempt utility property is located (sec. 79.04, Wis. Stats.)
- Utility companies report utility property information to DOR annually
- DOR uses the provided information to accurately calculate utility aid (*shown below*)

Utility Aid Calculation	
1. Net book value, <i>as of December 31, 2024 (including expected additions/retirements)</i>	\$0.00
2. Total net book value payment	\$0.00
3. Minimum payment	\$0.00
4. Megawatt capacity	0.0
5. Megawatt capacity payment	\$0.00
6. Closed/decommissioned production plant (phased down) payment	\$0.00
7. Subtotal (<i>sum of Lines 2, 3, 5 and 6</i>)	\$0.00
8. Population cap	\$206,550.00
9. Adjusted subtotal (<i>lesser of Line 7 or Line 8</i>)	\$0.00
10. Adjacent site incentive payment	\$0.00
11. Baseload incentive payment	\$0.00
12. Co-generation incentive payment	\$0.00
13. Alternative energy incentive payment	\$0.00
14. Total incentive payments (<i>sum of Lines 10 through 13</i>)	\$0.00
15. Spent nuclear fuel payment	\$0.00
16. Total Utility Aid – this is the utility aid payment listed on the front of the estimate (<i>sum of Lines 9, 14 and 15</i>)	\$0.00

Supplemental County and Municipal Aid

- Under state law, supplemental county and municipal aid paid to each county and municipality is determined by 2023 Wisconsin Act 12 (sec. 79.037, Wis. Stats.)
- For detailed information, review [county and municipal aid spreadsheet](#)

Supplemental County and Municipal Aid Calculation	
1. Prior year supplemental county and municipal aid	\$38,336.66
2. Increase due to sales tax revenue including adjustments (<i>district changes</i>)	\$881.74
3. Total Supplemental County and Municipal Aid (<i>sum of Lines 1 and 2</i>)	\$39,218.40

Expenditure Restraint Incentive Program

- Only municipalities are eligible to receive Expenditure Restraint Incentive Program (ERIP) payments
- Under state law, in 2025, each municipality will receive a payment that is equal to the amount of the payment received by the municipality in 2024 (sec. 79.05(4), Wis. Stats., from 2023 WI Act 12 – notwithstanding subs. (2) and (3))

Contact Information

If you have questions, contact us at lgs@wisconsin.gov, (608) 266-8618 or (608) 261-5167.



State of Wisconsin • DEPARTMENT OF REVENUE

DIVISION OF STATE AND LOCAL FINANCE • BUREAU OF LOCAL GOVERNMENT SERVICES • 2135 RIMROCK RD MADISON, WI 53713

Mailing Address:
PO Box 8971 #6-97
Madison WI 53708-8971
Fax: (608) 264-6887
lgs@wisconsin.gov

September 13, 2024

MARGARET HEFTER
CITY OF FOND DU LAC
PO BOX 150
FOND DU LAC WI 54936-0150

Notice of Shared Revenue – 2025 Original Estimate

Notice Information

The Wisconsin Department of Revenue (DOR) is providing the **estimated** shared revenue amounts your local government will receive in 2025 under current state law for county and municipal aid, supplemental county and municipal aid, utility aid and the expenditure restraint incentive program. This does not include adjustments, shown on the July and November payment notices.

District	CITY OF FOND DU LAC	County	FOND DU LAC	Co-muni code	20-226
-----------------	---------------------	---------------	-------------	---------------------	--------

Estimate Information

For an explanation of each aid payment listed below, review the additional information in this notice.

2025 Original Estimate	
1. County and municipal aid	\$5,521,450.58
2. Utility aid	\$117,059.75
3. Supplemental county and municipal aid	\$1,527,232.83
4. Expenditure restraint incentive program	\$979,684.74
5. Total Estimated 2025 Payments (sum of Lines 1-4)	\$8,145,427.90

Payment Information

Your local government will receive two distributions in 2025 :

- July 28, 2025: 15% of Line 1, 2, and 3 and 100% of Line 4 (*shown above*)
- November 17, 2025: balance of your 2025 aid payments

County and Municipal Aid

Under state law, the county and municipal aid paid to each county and municipality must be equal to the amount determined in 2012 (sec. 79.036, Wis. Stats.) and adjusted for fallen protective services insurance reimbursement (sec. 79.036(4), Wis. Stats.).

County and Municipal Aid Calculation	
1. Prior year county and municipal aid	\$5,397,702.35
2. Increase due to sales tax revenue, including adjustments (<i>district changes</i>)	\$124,147.15
3. Fallen protective services insurance adjustment	-\$398.92
4. Fallen protective services insurance reimbursement (<i>reported to DOR</i>)	\$0.00
5. Total County and Municipal Aid (sum of Lines 1-4)	\$5,521,450.58

Utility Aid

- Under state law, utility aid is distributed to each county and municipality where tax-exempt utility property is located (sec. 79.04, Wis. Stats.)
- Utility companies report utility property information to DOR annually
- DOR uses the provided information to accurately calculate utility aid (*shown below*)

Utility Aid Calculation	
1. Net book value, <i>as of December 31, 2024 (including expected additions/retirements)</i>	\$19,509,958.00
2. Total net book value payment	\$117,059.75
3. Minimum payment	\$0.00
4. Megawatt capacity	0.0
5. Megawatt capacity payment	\$0.00
6. Closed/decommissioned production plant (phased down) payment	\$0.00
7. Subtotal (<i>sum of Lines 2, 3, 5 and 6</i>)	\$117,059.75
8. Population cap	\$18,829,625.00
9. Adjusted subtotal (<i>lesser of Line 7 or Line 8</i>)	\$117,059.75
10. Adjacent site incentive payment	\$0.00
11. Baseload incentive payment	\$0.00
12. Co-generation incentive payment	\$0.00
13. Alternative energy incentive payment	\$0.00
14. Total incentive payments (<i>sum of Lines 10 through 13</i>)	\$0.00
15. Spent nuclear fuel payment	\$0.00
16. Total Utility Aid – this is the utility aid payment listed on the front of the estimate (<i>sum of Lines 9, 14 and 15</i>)	\$117,059.75

Supplemental County and Municipal Aid

- Under state law, supplemental county and municipal aid paid to each county and municipality is determined by 2023 Wisconsin Act 12 (sec. 79.037, Wis. Stats.)
- For detailed information, review [county and municipal aid spreadsheet](#)

Supplemental County and Municipal Aid Calculation	
1. Prior year supplemental county and municipal aid	\$1,492,896.22
2. Increase due to sales tax revenue including adjustments (<i>district changes</i>)	\$34,336.61
3. Total Supplemental County and Municipal Aid (<i>sum of Lines 1 and 2</i>)	\$1,527,232.83

Expenditure Restraint Incentive Program

- Only municipalities are eligible to receive Expenditure Restraint Incentive Program (ERIP) payments
- Under state law, in 2025, each municipality will receive a payment that is equal to the amount of the payment received by the municipality in 2024 (sec. 79.05(4), Wis. Stats., from 2023 WI Act 12 – notwithstanding subs. (2) and (3))

Contact Information

If you have questions, contact us at lgs@wisconsin.gov, (608) 266-8618 or (608) 261-5167.



State of Wisconsin • DEPARTMENT OF REVENUE

DIVISION OF STATE AND LOCAL FINANCE • BUREAU OF LOCAL GOVERNMENT SERVICES • 2135 RIMROCK RD MADISON, WI 53713

Mailing Address:
PO Box 8971 #6-97
Madison WI 53708-8971
Fax: (608) 264-6887
lgs@wisconsin.gov

September 13, 2024

NAOMI MILLER
CITY OF RIPON
100 JACKSON ST
RIPON WI 54971-1312

Notice of Shared Revenue – 2025 Original Estimate

Notice Information

The Wisconsin Department of Revenue (DOR) is providing the **estimated** shared revenue amounts your local government will receive in 2025 under current state law for county and municipal aid, supplemental county and municipal aid, utility aid and the expenditure restraint incentive program. This does not include adjustments, shown on the July and November payment notices.

District	CITY OF RIPON	County	FOND DU LAC	Co-muni code	20-276
-----------------	---------------	---------------	-------------	---------------------	--------

Estimate Information

For an explanation of each aid payment listed below, review the additional information in this notice.

2025 Original Estimate	
1. County and municipal aid	\$1,516,270.62
2. Utility aid	\$44,648.23
3. Supplemental county and municipal aid	\$369,601.56
4. Expenditure restraint incentive program	\$131,110.22
5. Total Estimated 2025 Payments (sum of Lines 1-4)	\$2,061,630.63

Payment Information

Your local government will receive two distributions in 2025 :

- July 28, 2025: 15% of Line 1, 2, and 3 and 100% of Line 4 (*shown above*)
- November 17, 2025: balance of your 2025 aid payments

County and Municipal Aid

Under state law, the county and municipal aid paid to each county and municipality must be equal to the amount determined in 2012 (sec. 79.036, Wis. Stats.) and adjusted for fallen protective services insurance reimbursement (sec. 79.036(4), Wis. Stats.).

County and Municipal Aid Calculation	
1. Prior year county and municipal aid	\$1,482,287.56
2. Increase due to sales tax revenue, including adjustments (<i>district changes</i>)	\$34,092.61
3. Fallen protective services insurance adjustment	-\$109.55
4. Fallen protective services insurance reimbursement (<i>reported to DOR</i>)	\$0.00
5. Total County and Municipal Aid (sum of Lines 1-4)	\$1,516,270.62

Utility Aid

- Under state law, utility aid is distributed to each county and municipality where tax-exempt utility property is located (sec. 79.04, Wis. Stats.)
- Utility companies report utility property information to DOR annually
- DOR uses the provided information to accurately calculate utility aid (*shown below*)

Utility Aid Calculation	
1. Net book value, <i>as of December 31, 2024 (including expected additions/retirements)</i>	\$7,441,372.00
2. Total net book value payment	\$44,648.23
3. Minimum payment	\$0.00
4. Megawatt capacity	0.0
5. Megawatt capacity payment	\$0.00
6. Closed/decommissioned production plant (phased down) payment	\$0.00
7. Subtotal (<i>sum of Lines 2, 3, 5 and 6</i>)	\$44,648.23
8. Population cap	\$3,284,400.00
9. Adjusted subtotal (<i>lesser of Line 7 or Line 8</i>)	\$44,648.23
10. Adjacent site incentive payment	\$0.00
11. Baseload incentive payment	\$0.00
12. Co-generation incentive payment	\$0.00
13. Alternative energy incentive payment	\$0.00
14. Total incentive payments (<i>sum of Lines 10 through 13</i>)	\$0.00
15. Spent nuclear fuel payment	\$0.00
16. Total Utility Aid – this is the utility aid payment listed on the front of the estimate (<i>sum of Lines 9, 14 and 15</i>)	\$44,648.23

Supplemental County and Municipal Aid

- Under state law, supplemental county and municipal aid paid to each county and municipality is determined by 2023 Wisconsin Act 12 (sec. 79.037, Wis. Stats.)
- For detailed information, review [county and municipal aid spreadsheet](#)

Supplemental County and Municipal Aid Calculation	
1. Prior year supplemental county and municipal aid	\$361,291.85
2. Increase due to sales tax revenue including adjustments (<i>district changes</i>)	\$8,309.71
3. Total Supplemental County and Municipal Aid (<i>sum of Lines 1 and 2</i>)	\$369,601.56

Expenditure Restraint Incentive Program

- Only municipalities are eligible to receive Expenditure Restraint Incentive Program (ERIP) payments
- Under state law, in 2025, each municipality will receive a payment that is equal to the amount of the payment received by the municipality in 2024 (sec. 79.05(4), Wis. Stats., from 2023 WI Act 12 – notwithstanding subs. (2) and (3))

Contact Information

If you have questions, contact us at lgs@wisconsin.gov, (608) 266-8618 or (608) 261-5167.



State of Wisconsin • DEPARTMENT OF REVENUE

DIVISION OF STATE AND LOCAL FINANCE • BUREAU OF LOCAL GOVERNMENT SERVICES • 2135 RIMROCK RD MADISON, WI 53713

Mailing Address:
PO Box 8971 #6-97
Madison WI 53708-8971
Fax: (608) 264-6887
lgs@wisconsin.gov

September 13, 2024

LISA FREIBERG
COUNTY OF FOND DU LAC
PO BOX 1557
FOND DU LAC WI 54936-1557

Notice of Shared Revenue – 2025 Original Estimate

Notice Information

The Wisconsin Department of Revenue (DOR) is providing the **estimated** shared revenue amounts your local government will receive in 2025 under current state law for county and municipal aid, supplemental county and municipal aid, utility aid and the expenditure restraint incentive program. This does not include adjustments, shown on the July and November payment notices.

District	COUNTY OF FOND DU LAC	County	FOND DU LAC	Co-muni code	20-999
-----------------	-----------------------	---------------	-------------	---------------------	--------

Estimate Information

For an explanation of each aid payment listed below, review the additional information in this notice.

2025 Original Estimate	
1. County and municipal aid	\$1,405,750.09
2. Utility aid	\$1,795,021.40
3. Supplemental county and municipal aid	\$1,132,207.89
4. Expenditure restraint incentive program	\$0.00
5. Total Estimated 2025 Payments (sum of Lines 1-4)	\$4,332,979.38

Payment Information

Your local government will receive two distributions in 2025 :

- July 28, 2025: 15% of Line 1, 2, and 3 and 100% of Line 4 (*shown above*)
- November 17, 2025: balance of your 2025 aid payments

County and Municipal Aid

Under state law, the county and municipal aid paid to each county and municipality must be equal to the amount determined in 2012 (sec. 79.036, Wis. Stats.) and adjusted for fallen protective services insurance reimbursement (sec. 79.036(4), Wis. Stats.).

County and Municipal Aid Calculation	
1. Prior year county and municipal aid	\$1,374,244.04
2. Increase due to sales tax revenue, including adjustments (<i>district changes</i>)	\$31,607.61
3. Fallen protective services insurance adjustment	-\$101.56
4. Fallen protective services insurance reimbursement (<i>reported to DOR</i>)	\$0.00
5. Total County and Municipal Aid (sum of Lines 1-4)	\$1,405,750.09

Utility Aid

- Under state law, utility aid is distributed to each county and municipality where tax-exempt utility property is located (sec. 79.04, Wis. Stats.)
- Utility companies report utility property information to DOR annually
- DOR uses the provided information to accurately calculate utility aid (*shown below*)

Utility Aid Calculation	
1. Net book value, <i>as of December 31, 2024 (including expected additions/retirements)</i>	\$105,449,897.00
2. Total net book value payment	\$511,021.46
3. Minimum payment	\$0.00
4. Megawatt capacity	655.2
5. Megawatt capacity payment	\$873,599.94
6. Closed/decommissioned production plant (phased down) payment	\$0.00
7. Subtotal (<i>sum of Lines 2, 3, 5 and 6</i>)	\$1,384,621.40
8. Population cap	\$12,989,875.00
9. Adjusted subtotal (<i>lesser of Line 7 or Line 8</i>)	\$1,384,621.40
10. Adjacent site incentive payment	\$0.00
11. Baseload incentive payment	\$0.00
12. Co-generation incentive payment	\$0.00
13. Alternative energy incentive payment	\$410,400.00
14. Total incentive payments (<i>sum of Lines 10 through 13</i>)	\$410,400.00
15. Spent nuclear fuel payment	\$0.00
16. Total Utility Aid – this is the utility aid payment listed on the front of the estimate (<i>sum of Lines 9, 14 and 15</i>)	\$1,795,021.40

Supplemental County and Municipal Aid

- Under state law, supplemental county and municipal aid paid to each county and municipality is determined by 2023 Wisconsin Act 12 (sec. 79.037, Wis. Stats.)
- For detailed information, review [county and municipal aid spreadsheet](#)

Supplemental County and Municipal Aid Calculation	
1. Prior year supplemental county and municipal aid	\$1,106,752.58
2. Increase due to sales tax revenue including adjustments (<i>district changes</i>)	\$25,455.31
3. Total Supplemental County and Municipal Aid (<i>sum of Lines 1 and 2</i>)	\$1,132,207.89

Expenditure Restraint Incentive Program

- Only municipalities are eligible to receive Expenditure Restraint Incentive Program (ERIP) payments
- Under state law, in 2025, each municipality will receive a payment that is equal to the amount of the payment received by the municipality in 2024 (sec. 79.05(4), Wis. Stats., from 2023 WI Act 12 – notwithstanding subs. (2) and (3))

Contact Information

If you have questions, contact us at lgs@wisconsin.gov, (608) 266-8618 or (608) 261-5167.



State of Wisconsin • DEPARTMENT OF REVENUE

DIVISION OF STATE AND LOCAL FINANCE • BUREAU OF LOCAL GOVERNMENT SERVICES • 2135 RIMROCK RD MADISON, WI 53713

Mailing Address:
PO Box 8971 #6-97
Madison WI 53708-8971
Fax: (608) 264-6887
lgs@wisconsin.gov

September 13, 2024

PAULA BOSSENBERGER
TOWN OF ALVIN
16942 STATE HWY 55
ALVIN WI 54542

Notice of Shared Revenue – 2025 Original Estimate

Notice Information

The Wisconsin Department of Revenue (DOR) is providing the **estimated** shared revenue amounts your local government will receive in 2025 under current state law for county and municipal aid, supplemental county and municipal aid, utility aid and the expenditure restraint incentive program. This does not include adjustments, shown on the July and November payment notices.

District	TOWN OF ALVIN	County	FOREST	Co-muni code	21-002
-----------------	---------------	---------------	--------	---------------------	--------

Estimate Information

For an explanation of each aid payment listed below, review the additional information in this notice.

2025 Original Estimate	
1. County and municipal aid	\$2,492.87
2. Utility aid	\$0.00
3. Supplemental county and municipal aid	\$33,665.22
4. Expenditure restraint incentive program	\$0.00
5. Total Estimated 2025 Payments (sum of Lines 1-4)	\$36,158.09

Payment Information

Your local government will receive two distributions in 2025 :

- July 28, 2025: 15% of Line 1, 2, and 3 and 100% of Line 4 (*shown above*)
- November 17, 2025: balance of your 2025 aid payments

County and Municipal Aid

Under state law, the county and municipal aid paid to each county and municipality must be equal to the amount determined in 2012 (sec. 79.036, Wis. Stats.) and adjusted for fallen protective services insurance reimbursement (sec. 79.036(4), Wis. Stats.).

County and Municipal Aid Calculation	
1. Prior year county and municipal aid	\$2,437.00
2. Increase due to sales tax revenue, including adjustments (<i>district changes</i>)	\$56.05
3. Fallen protective services insurance adjustment	-\$0.18
4. Fallen protective services insurance reimbursement (<i>reported to DOR</i>)	\$0.00
5. Total County and Municipal Aid (sum of Lines 1-4)	\$2,492.87

Utility Aid

- Under state law, utility aid is distributed to each county and municipality where tax-exempt utility property is located (sec. 79.04, Wis. Stats.)
- Utility companies report utility property information to DOR annually
- DOR uses the provided information to accurately calculate utility aid (*shown below*)

Utility Aid Calculation	
1. Net book value, <i>as of December 31, 2024 (including expected additions/retirements)</i>	\$0.00
2. Total net book value payment	\$0.00
3. Minimum payment	\$0.00
4. Megawatt capacity	0.0
5. Megawatt capacity payment	\$0.00
6. Closed/decommissioned production plant (phased down) payment	\$0.00
7. Subtotal (<i>sum of Lines 2, 3, 5 and 6</i>)	\$0.00
8. Population cap	\$73,100.00
9. Adjusted subtotal (<i>lesser of Line 7 or Line 8</i>)	\$0.00
10. Adjacent site incentive payment	\$0.00
11. Baseload incentive payment	\$0.00
12. Co-generation incentive payment	\$0.00
13. Alternative energy incentive payment	\$0.00
14. Total incentive payments (<i>sum of Lines 10 through 13</i>)	\$0.00
15. Spent nuclear fuel payment	\$0.00
16. Total Utility Aid – this is the utility aid payment listed on the front of the estimate (<i>sum of Lines 9, 14 and 15</i>)	\$0.00

Supplemental County and Municipal Aid

- Under state law, supplemental county and municipal aid paid to each county and municipality is determined by 2023 Wisconsin Act 12 (sec. 79.037, Wis. Stats.)
- For detailed information, review [county and municipal aid spreadsheet](#)

Supplemental County and Municipal Aid Calculation	
1. Prior year supplemental county and municipal aid	\$32,908.33
2. Increase due to sales tax revenue including adjustments (<i>district changes</i>)	\$756.89
3. Total Supplemental County and Municipal Aid (<i>sum of Lines 1 and 2</i>)	\$33,665.22

Expenditure Restraint Incentive Program

- Only municipalities are eligible to receive Expenditure Restraint Incentive Program (ERIP) payments
- Under state law, in 2025, each municipality will receive a payment that is equal to the amount of the payment received by the municipality in 2024 (sec. 79.05(4), Wis. Stats., from 2023 WI Act 12 – notwithstanding subs. (2) and (3))

Contact Information

If you have questions, contact us at lgs@wisconsin.gov, (608) 266-8618 or (608) 261-5167.



State of Wisconsin • DEPARTMENT OF REVENUE

DIVISION OF STATE AND LOCAL FINANCE • BUREAU OF LOCAL GOVERNMENT SERVICES • 2135 RIMROCK RD MADISON, WI 53713

Mailing Address:
PO Box 8971 #6-97
Madison WI 53708-8971
Fax: (608) 264-6887
lgs@wisconsin.gov

September 13, 2024

AMY COLLINS
TOWN OF ARGONNE
PO BOX 295
ARGONNE WI 54511-0295

Notice of Shared Revenue – 2025 Original Estimate

Notice Information

The Wisconsin Department of Revenue (DOR) is providing the **estimated** shared revenue amounts your local government will receive in 2025 under current state law for county and municipal aid, supplemental county and municipal aid, utility aid and the expenditure restraint incentive program. This does not include adjustments, shown on the July and November payment notices.

District	TOWN OF ARGONNE	County	FOREST	Co-muni code	21-004
-----------------	-----------------	---------------	--------	---------------------	--------

Estimate Information

For an explanation of each aid payment listed below, review the additional information in this notice.

2025 Original Estimate	
1. County and municipal aid	\$32,665.96
2. Utility aid	\$0.00
3. Supplemental county and municipal aid	\$40,112.20
4. Expenditure restraint incentive program	\$0.00
5. Total Estimated 2025 Payments (sum of Lines 1-4)	\$72,778.16

Payment Information

Your local government will receive two distributions in 2025 :

- July 28, 2025: 15% of Line 1, 2, and 3 and 100% of Line 4 (*shown above*)
- November 17, 2025: balance of your 2025 aid payments

County and Municipal Aid

Under state law, the county and municipal aid paid to each county and municipality must be equal to the amount determined in 2012 (sec. 79.036, Wis. Stats.) and adjusted for fallen protective services insurance reimbursement (sec. 79.036(4), Wis. Stats.).

County and Municipal Aid Calculation	
1. Prior year county and municipal aid	\$31,933.84
2. Increase due to sales tax revenue, including adjustments (<i>district changes</i>)	\$734.48
3. Fallen protective services insurance adjustment	-\$2.36
4. Fallen protective services insurance reimbursement (<i>reported to DOR</i>)	\$0.00
5. Total County and Municipal Aid (sum of Lines 1-4)	\$32,665.96

Utility Aid

- Under state law, utility aid is distributed to each county and municipality where tax-exempt utility property is located (sec. 79.04, Wis. Stats.)
- Utility companies report utility property information to DOR annually
- DOR uses the provided information to accurately calculate utility aid (*shown below*)

Utility Aid Calculation	
1. Net book value, <i>as of December 31, 2024 (including expected additions/retirements)</i>	\$0.00
2. Total net book value payment	\$0.00
3. Minimum payment	\$0.00
4. Megawatt capacity	0.0
5. Megawatt capacity payment	\$0.00
6. Closed/decommissioned production plant (phased down) payment	\$0.00
7. Subtotal (<i>sum of Lines 2, 3, 5 and 6</i>)	\$0.00
8. Population cap	\$234,175.00
9. Adjusted subtotal (<i>lesser of Line 7 or Line 8</i>)	\$0.00
10. Adjacent site incentive payment	\$0.00
11. Baseload incentive payment	\$0.00
12. Co-generation incentive payment	\$0.00
13. Alternative energy incentive payment	\$0.00
14. Total incentive payments (<i>sum of Lines 10 through 13</i>)	\$0.00
15. Spent nuclear fuel payment	\$0.00
16. Total Utility Aid – this is the utility aid payment listed on the front of the estimate (<i>sum of Lines 9, 14 and 15</i>)	\$0.00

Supplemental County and Municipal Aid

- Under state law, supplemental county and municipal aid paid to each county and municipality is determined by 2023 Wisconsin Act 12 (sec. 79.037, Wis. Stats.)
- For detailed information, review [county and municipal aid spreadsheet](#)

Supplemental County and Municipal Aid Calculation	
1. Prior year supplemental county and municipal aid	\$39,210.36
2. Increase due to sales tax revenue including adjustments (<i>district changes</i>)	\$901.84
3. Total Supplemental County and Municipal Aid (<i>sum of Lines 1 and 2</i>)	\$40,112.20

Expenditure Restraint Incentive Program

- Only municipalities are eligible to receive Expenditure Restraint Incentive Program (ERIP) payments
- Under state law, in 2025, each municipality will receive a payment that is equal to the amount of the payment received by the municipality in 2024 (sec. 79.05(4), Wis. Stats., from 2023 WI Act 12 – notwithstanding subs. (2) and (3))

Contact Information

If you have questions, contact us at lgs@wisconsin.gov, (608) 266-8618 or (608) 261-5167.



State of Wisconsin • DEPARTMENT OF REVENUE

DIVISION OF STATE AND LOCAL FINANCE • BUREAU OF LOCAL GOVERNMENT SERVICES • 2135 RIMROCK RD MADISON, WI 53713

Mailing Address:
PO Box 8971 #6-97
Madison WI 53708-8971
Fax: (608) 264-6887
lgs@wisconsin.gov

September 13, 2024

SAM AUGUSTIN
TOWN OF ARMSTRONG CREEK
PO BOX 67
ARMSTRONG CREEK WI 54103

Notice of Shared Revenue – 2025 Original Estimate

Notice Information

The Wisconsin Department of Revenue (DOR) is providing the **estimated** shared revenue amounts your local government will receive in 2025 under current state law for county and municipal aid, supplemental county and municipal aid, utility aid and the expenditure restraint incentive program. This does not include adjustments, shown on the July and November payment notices.

District	TOWN OF ARMSTRONG CREEK	County	FOREST	Co-muni code	21-006
-----------------	-------------------------	---------------	--------	---------------------	--------

Estimate Information

For an explanation of each aid payment listed below, review the additional information in this notice.

2025 Original Estimate	
1. County and municipal aid	\$21,210.28
2. Utility aid	\$0.00
3. Supplemental county and municipal aid	\$37,911.97
4. Expenditure restraint incentive program	\$0.00
5. Total Estimated 2025 Payments (sum of Lines 1-4)	\$59,122.25

Payment Information

Your local government will receive two distributions in 2025 :

- July 28, 2025: 15% of Line 1, 2, and 3 and 100% of Line 4 (*shown above*)
- November 17, 2025: balance of your 2025 aid payments

County and Municipal Aid

Under state law, the county and municipal aid paid to each county and municipality must be equal to the amount determined in 2012 (sec. 79.036, Wis. Stats.) and adjusted for fallen protective services insurance reimbursement (sec. 79.036(4), Wis. Stats.).

County and Municipal Aid Calculation	
1. Prior year county and municipal aid	\$20,734.91
2. Increase due to sales tax revenue, including adjustments (<i>district changes</i>)	\$476.90
3. Fallen protective services insurance adjustment	-\$1.53
4. Fallen protective services insurance reimbursement (<i>reported to DOR</i>)	\$0.00
5. Total County and Municipal Aid (sum of Lines 1-4)	\$21,210.28

Utility Aid

- Under state law, utility aid is distributed to each county and municipality where tax-exempt utility property is located (sec. 79.04, Wis. Stats.)
- Utility companies report utility property information to DOR annually
- DOR uses the provided information to accurately calculate utility aid (*shown below*)

Utility Aid Calculation	
1. Net book value, <i>as of December 31, 2024 (including expected additions/retirements)</i>	\$0.00
2. Total net book value payment	\$0.00
3. Minimum payment	\$0.00
4. Megawatt capacity	0.0
5. Megawatt capacity payment	\$0.00
6. Closed/decommissioned production plant (phased down) payment	\$0.00
7. Subtotal (<i>sum of Lines 2, 3, 5 and 6</i>)	\$0.00
8. Population cap	\$175,950.00
9. Adjusted subtotal (<i>lesser of Line 7 or Line 8</i>)	\$0.00
10. Adjacent site incentive payment	\$0.00
11. Baseload incentive payment	\$0.00
12. Co-generation incentive payment	\$0.00
13. Alternative energy incentive payment	\$0.00
14. Total incentive payments (<i>sum of Lines 10 through 13</i>)	\$0.00
15. Spent nuclear fuel payment	\$0.00
16. Total Utility Aid – this is the utility aid payment listed on the front of the estimate (<i>sum of Lines 9, 14 and 15</i>)	\$0.00

Supplemental County and Municipal Aid

- Under state law, supplemental county and municipal aid paid to each county and municipality is determined by 2023 Wisconsin Act 12 (sec. 79.037, Wis. Stats.)
- For detailed information, review [county and municipal aid spreadsheet](#)

Supplemental County and Municipal Aid Calculation	
1. Prior year supplemental county and municipal aid	\$37,059.60
2. Increase due to sales tax revenue including adjustments (<i>district changes</i>)	\$852.37
3. Total Supplemental County and Municipal Aid (<i>sum of Lines 1 and 2</i>)	\$37,911.97

Expenditure Restraint Incentive Program

- Only municipalities are eligible to receive Expenditure Restraint Incentive Program (ERIP) payments
- Under state law, in 2025, each municipality will receive a payment that is equal to the amount of the payment received by the municipality in 2024 (sec. 79.05(4), Wis. Stats., from 2023 WI Act 12 – notwithstanding subs. (2) and (3))

Contact Information

If you have questions, contact us at lgs@wisconsin.gov, (608) 266-8618 or (608) 261-5167.



State of Wisconsin • DEPARTMENT OF REVENUE

DIVISION OF STATE AND LOCAL FINANCE • BUREAU OF LOCAL GOVERNMENT SERVICES • 2135 RIMROCK RD MADISON, WI 53713

Mailing Address:
PO Box 8971 #6-97
Madison WI 53708-8971
Fax: (608) 264-6887
lgs@wisconsin.gov

September 13, 2024

JENNY HENKEL
TOWN OF BLACKWELL
4018 COUNTY ROAD H
LAONA WI 54541

Notice of Shared Revenue – 2025 Original Estimate

Notice Information

The Wisconsin Department of Revenue (DOR) is providing the **estimated** shared revenue amounts your local government will receive in 2025 under current state law for county and municipal aid, supplemental county and municipal aid, utility aid and the expenditure restraint incentive program. This does not include adjustments, shown on the July and November payment notices.

District	TOWN OF BLACKWELL	County	FOREST	Co-muni code	21-008
-----------------	-------------------	---------------	--------	---------------------	--------

Estimate Information

For an explanation of each aid payment listed below, review the additional information in this notice.

2025 Original Estimate	
1. County and municipal aid	\$34,715.74
2. Utility aid	\$0.00
3. Supplemental county and municipal aid	\$33,579.25
4. Expenditure restraint incentive program	\$0.00
5. Total Estimated 2025 Payments (sum of Lines 1-4)	\$68,294.99

Payment Information

Your local government will receive two distributions in 2025 :

- July 28, 2025: 15% of Line 1, 2, and 3 and 100% of Line 4 (*shown above*)
- November 17, 2025: balance of your 2025 aid payments

County and Municipal Aid

Under state law, the county and municipal aid paid to each county and municipality must be equal to the amount determined in 2012 (sec. 79.036, Wis. Stats.) and adjusted for fallen protective services insurance reimbursement (sec. 79.036(4), Wis. Stats.).

County and Municipal Aid Calculation	
1. Prior year county and municipal aid	\$33,937.68
2. Increase due to sales tax revenue, including adjustments (<i>district changes</i>)	\$780.57
3. Fallen protective services insurance adjustment	-\$2.51
4. Fallen protective services insurance reimbursement (<i>reported to DOR</i>)	\$0.00
5. Total County and Municipal Aid (sum of Lines 1-4)	\$34,715.74

Utility Aid

- Under state law, utility aid is distributed to each county and municipality where tax-exempt utility property is located (sec. 79.04, Wis. Stats.)
- Utility companies report utility property information to DOR annually
- DOR uses the provided information to accurately calculate utility aid (*shown below*)

Utility Aid Calculation	
1. Net book value, <i>as of December 31, 2024 (including expected additions/retirements)</i>	\$0.00
2. Total net book value payment	\$0.00
3. Minimum payment	\$0.00
4. Megawatt capacity	0.0
5. Megawatt capacity payment	\$0.00
6. Closed/decommissioned production plant (phased down) payment	\$0.00
7. Subtotal (<i>sum of Lines 2, 3, 5 and 6</i>)	\$0.00
8. Population cap	\$91,800.00
9. Adjusted subtotal (<i>lesser of Line 7 or Line 8</i>)	\$0.00
10. Adjacent site incentive payment	\$0.00
11. Baseload incentive payment	\$0.00
12. Co-generation incentive payment	\$0.00
13. Alternative energy incentive payment	\$0.00
14. Total incentive payments (<i>sum of Lines 10 through 13</i>)	\$0.00
15. Spent nuclear fuel payment	\$0.00
16. Total Utility Aid – this is the utility aid payment listed on the front of the estimate (<i>sum of Lines 9, 14 and 15</i>)	\$0.00

Supplemental County and Municipal Aid

- Under state law, supplemental county and municipal aid paid to each county and municipality is determined by 2023 Wisconsin Act 12 (sec. 79.037, Wis. Stats.)
- For detailed information, review [county and municipal aid spreadsheet](#)

Supplemental County and Municipal Aid Calculation	
1. Prior year supplemental county and municipal aid	\$32,824.29
2. Increase due to sales tax revenue including adjustments (<i>district changes</i>)	\$754.96
3. Total Supplemental County and Municipal Aid (<i>sum of Lines 1 and 2</i>)	\$33,579.25

Expenditure Restraint Incentive Program

- Only municipalities are eligible to receive Expenditure Restraint Incentive Program (ERIP) payments
- Under state law, in 2025, each municipality will receive a payment that is equal to the amount of the payment received by the municipality in 2024 (sec. 79.05(4), Wis. Stats., from 2023 WI Act 12 – notwithstanding subs. (2) and (3))

Contact Information

If you have questions, contact us at lgs@wisconsin.gov, (608) 266-8618 or (608) 261-5167.



State of Wisconsin • DEPARTMENT OF REVENUE

DIVISION OF STATE AND LOCAL FINANCE • BUREAU OF LOCAL GOVERNMENT SERVICES • 2135 RIMROCK RD MADISON, WI 53713

Mailing Address:
PO Box 8971 #6-97
Madison WI 53708-8971
Fax: (608) 264-6887
lgs@wisconsin.gov

September 13, 2024

SAM AUGUSTIN
TOWN OF CASWELL
4045 VILLAGE RD
CAVOUR WI 54511

Notice of Shared Revenue – 2025 Original Estimate

Notice Information

The Wisconsin Department of Revenue (DOR) is providing the **estimated** shared revenue amounts your local government will receive in 2025 under current state law for county and municipal aid, supplemental county and municipal aid, utility aid and the expenditure restraint incentive program. This does not include adjustments, shown on the July and November payment notices.

District	TOWN OF CASWELL	County	FOREST	Co-muni code	21-010
-----------------	-----------------	---------------	--------	---------------------	--------

Estimate Information

For an explanation of each aid payment listed below, review the additional information in this notice.

2025 Original Estimate	
1. County and municipal aid	\$19,336.12
2. Utility aid	\$0.00
3. Supplemental county and municipal aid	\$31,928.32
4. Expenditure restraint incentive program	\$0.00
5. Total Estimated 2025 Payments (sum of Lines 1-4)	\$51,264.44

Payment Information

Your local government will receive two distributions in 2025 :

- July 28, 2025: 15% of Line 1, 2, and 3 and 100% of Line 4 (*shown above*)
- November 17, 2025: balance of your 2025 aid payments

County and Municipal Aid

Under state law, the county and municipal aid paid to each county and municipality must be equal to the amount determined in 2012 (sec. 79.036, Wis. Stats.) and adjusted for fallen protective services insurance reimbursement (sec. 79.036(4), Wis. Stats.).

County and Municipal Aid Calculation	
1. Prior year county and municipal aid	\$18,902.76
2. Increase due to sales tax revenue, including adjustments (<i>district changes</i>)	\$434.76
3. Fallen protective services insurance adjustment	-\$1.40
4. Fallen protective services insurance reimbursement (<i>reported to DOR</i>)	\$0.00
5. Total County and Municipal Aid (sum of Lines 1-4)	\$19,336.12

Utility Aid

- Under state law, utility aid is distributed to each county and municipality where tax-exempt utility property is located (sec. 79.04, Wis. Stats.)
- Utility companies report utility property information to DOR annually
- DOR uses the provided information to accurately calculate utility aid (*shown below*)

Utility Aid Calculation	
1. Net book value, as of December 31, 2024 (including expected additions/retirements)	\$0.00
2. Total net book value payment	\$0.00
3. Minimum payment	\$0.00
4. Megawatt capacity	0.0
5. Megawatt capacity payment	\$0.00
6. Closed/decommissioned production plant (phased down) payment	\$0.00
7. Subtotal (sum of Lines 2, 3, 5 and 6)	\$0.00
8. Population cap	\$29,750.00
9. Adjusted subtotal (lesser of Line 7 or Line 8)	\$0.00
10. Adjacent site incentive payment	\$0.00
11. Baseload incentive payment	\$0.00
12. Co-generation incentive payment	\$0.00
13. Alternative energy incentive payment	\$0.00
14. Total incentive payments (sum of Lines 10 through 13)	\$0.00
15. Spent nuclear fuel payment	\$0.00
16. Total Utility Aid – this is the utility aid payment listed on the front of the estimate (sum of Lines 9, 14 and 15)	\$0.00

Supplemental County and Municipal Aid

- Under state law, supplemental county and municipal aid paid to each county and municipality is determined by 2023 Wisconsin Act 12 (sec. 79.037, Wis. Stats.)
- For detailed information, review [county and municipal aid spreadsheet](#)

Supplemental County and Municipal Aid Calculation	
1. Prior year supplemental county and municipal aid	\$31,210.48
2. Increase due to sales tax revenue including adjustments (district changes)	\$717.84
3. Total Supplemental County and Municipal Aid (sum of Lines 1 and 2)	\$31,928.32

Expenditure Restraint Incentive Program

- Only municipalities are eligible to receive Expenditure Restraint Incentive Program (ERIP) payments
- Under state law, in 2025, each municipality will receive a payment that is equal to the amount of the payment received by the municipality in 2024 (sec. 79.05(4), Wis. Stats., from 2023 WI Act 12 – notwithstanding subs. (2) and (3))

Contact Information

If you have questions, contact us at lgs@wisconsin.gov, (608) 266-8618 or (608) 261-5167.



State of Wisconsin • DEPARTMENT OF REVENUE

DIVISION OF STATE AND LOCAL FINANCE • BUREAU OF LOCAL GOVERNMENT SERVICES • 2135 RIMROCK RD MADISON, WI 53713

Mailing Address:
PO Box 8971 #6-97
Madison WI 53708-8971
Fax: (608) 264-6887
lgs@wisconsin.gov

September 13, 2024

RONALD COLE
TOWN OF CRANDON
5161 COLE RD, CRANDON, WI.
CRANDON WI 54520

Notice of Shared Revenue – 2025 Original Estimate

Notice Information

The Wisconsin Department of Revenue (DOR) is providing the **estimated** shared revenue amounts your local government will receive in 2025 under current state law for county and municipal aid, supplemental county and municipal aid, utility aid and the expenditure restraint incentive program. This does not include adjustments, shown on the July and November payment notices.

District	TOWN OF CRANDON	County	FOREST	Co-muni code	21-012
-----------------	-----------------	---------------	--------	---------------------	--------

Estimate Information

For an explanation of each aid payment listed below, review the additional information in this notice.

2025 Original Estimate	
1. County and municipal aid	\$33,473.78
2. Utility aid	\$0.00
3. Supplemental county and municipal aid	\$41,160.63
4. Expenditure restraint incentive program	\$0.00
5. Total Estimated 2025 Payments (sum of Lines 1-4)	\$74,634.41

Payment Information

Your local government will receive two distributions in 2025 :

- July 28, 2025: 15% of Line 1, 2, and 3 and 100% of Line 4 (*shown above*)
- November 17, 2025: balance of your 2025 aid payments

County and Municipal Aid

Under state law, the county and municipal aid paid to each county and municipality must be equal to the amount determined in 2012 (sec. 79.036, Wis. Stats.) and adjusted for fallen protective services insurance reimbursement (sec. 79.036(4), Wis. Stats.).

County and Municipal Aid Calculation	
1. Prior year county and municipal aid	\$32,723.56
2. Increase due to sales tax revenue, including adjustments (<i>district changes</i>)	\$752.64
3. Fallen protective services insurance adjustment	-\$2.42
4. Fallen protective services insurance reimbursement (<i>reported to DOR</i>)	\$0.00
5. Total County and Municipal Aid (sum of Lines 1-4)	\$33,473.78

Utility Aid

- Under state law, utility aid is distributed to each county and municipality where tax-exempt utility property is located (sec. 79.04, Wis. Stats.)
- Utility companies report utility property information to DOR annually
- DOR uses the provided information to accurately calculate utility aid (*shown below*)

Utility Aid Calculation	
1. Net book value, as of December 31, 2024 (including expected additions/retirements)	\$0.00
2. Total net book value payment	\$0.00
3. Minimum payment	\$0.00
4. Megawatt capacity	0.0
5. Megawatt capacity payment	\$0.00
6. Closed/decommissioned production plant (phased down) payment	\$0.00
7. Subtotal (sum of Lines 2, 3, 5 and 6)	\$0.00
8. Population cap	\$256,700.00
9. Adjusted subtotal (lesser of Line 7 or Line 8)	\$0.00
10. Adjacent site incentive payment	\$0.00
11. Baseload incentive payment	\$0.00
12. Co-generation incentive payment	\$0.00
13. Alternative energy incentive payment	\$0.00
14. Total incentive payments (sum of Lines 10 through 13)	\$0.00
15. Spent nuclear fuel payment	\$0.00
16. Total Utility Aid – this is the utility aid payment listed on the front of the estimate (sum of Lines 9, 14 and 15)	\$0.00

Supplemental County and Municipal Aid

- Under state law, supplemental county and municipal aid paid to each county and municipality is determined by 2023 Wisconsin Act 12 (sec. 79.037, Wis. Stats.)
- For detailed information, review [county and municipal aid spreadsheet](#)

Supplemental County and Municipal Aid Calculation	
1. Prior year supplemental county and municipal aid	\$40,235.22
2. Increase due to sales tax revenue including adjustments (district changes)	\$925.41
3. Total Supplemental County and Municipal Aid (sum of Lines 1 and 2)	\$41,160.63

Expenditure Restraint Incentive Program

- Only municipalities are eligible to receive Expenditure Restraint Incentive Program (ERIP) payments
- Under state law, in 2025, each municipality will receive a payment that is equal to the amount of the payment received by the municipality in 2024 (sec. 79.05(4), Wis. Stats., from 2023 WI Act 12 – notwithstanding subs. (2) and (3))

Contact Information

If you have questions, contact us at lgs@wisconsin.gov, (608) 266-8618 or (608) 261-5167.



State of Wisconsin • DEPARTMENT OF REVENUE

DIVISION OF STATE AND LOCAL FINANCE • BUREAU OF LOCAL GOVERNMENT SERVICES • 2135 RIMROCK RD MADISON, WI 53713

Mailing Address:
PO Box 8971 #6-97
Madison WI 53708-8971
Fax: (608) 264-6887
lgs@wisconsin.gov

September 13, 2024

AMANDA WONDRASH
TOWN OF FREEDOM
PO BOX 159
WABENO WI 54566-0159

Notice of Shared Revenue – 2025 Original Estimate

Notice Information

The Wisconsin Department of Revenue (DOR) is providing the **estimated** shared revenue amounts your local government will receive in 2025 under current state law for county and municipal aid, supplemental county and municipal aid, utility aid and the expenditure restraint incentive program. This does not include adjustments, shown on the July and November payment notices.

District	TOWN OF FREEDOM	County	FOREST	Co-muni code	21-014
-----------------	-----------------	---------------	--------	---------------------	--------

Estimate Information

For an explanation of each aid payment listed below, review the additional information in this notice.

2025 Original Estimate	
1. County and municipal aid	\$4,411.86
2. Utility aid	\$0.00
3. Supplemental county and municipal aid	\$36,244.38
4. Expenditure restraint incentive program	\$0.00
5. Total Estimated 2025 Payments (sum of Lines 1-4)	\$40,656.24

Payment Information

Your local government will receive two distributions in 2025 :

- July 28, 2025: 15% of Line 1, 2, and 3 and 100% of Line 4 (*shown above*)
- November 17, 2025: balance of your 2025 aid payments

County and Municipal Aid

Under state law, the county and municipal aid paid to each county and municipality must be equal to the amount determined in 2012 (sec. 79.036, Wis. Stats.) and adjusted for fallen protective services insurance reimbursement (sec. 79.036(4), Wis. Stats.).

County and Municipal Aid Calculation	
1. Prior year county and municipal aid	\$4,312.98
2. Increase due to sales tax revenue, including adjustments (<i>district changes</i>)	\$99.20
3. Fallen protective services insurance adjustment	-\$0.32
4. Fallen protective services insurance reimbursement (<i>reported to DOR</i>)	\$0.00
5. Total County and Municipal Aid (sum of Lines 1-4)	\$4,411.86

Utility Aid

- Under state law, utility aid is distributed to each county and municipality where tax-exempt utility property is located (sec. 79.04, Wis. Stats.)
- Utility companies report utility property information to DOR annually
- DOR uses the provided information to accurately calculate utility aid (*shown below*)

Utility Aid Calculation	
1. Net book value, <i>as of December 31, 2024 (including expected additions/retirements)</i>	\$0.00
2. Total net book value payment	\$0.00
3. Minimum payment	\$0.00
4. Megawatt capacity	0.0
5. Megawatt capacity payment	\$0.00
6. Closed/decommissioned production plant (phased down) payment	\$0.00
7. Subtotal (<i>sum of Lines 2, 3, 5 and 6</i>)	\$0.00
8. Population cap	\$136,850.00
9. Adjusted subtotal (<i>lesser of Line 7 or Line 8</i>)	\$0.00
10. Adjacent site incentive payment	\$0.00
11. Baseload incentive payment	\$0.00
12. Co-generation incentive payment	\$0.00
13. Alternative energy incentive payment	\$0.00
14. Total incentive payments (<i>sum of Lines 10 through 13</i>)	\$0.00
15. Spent nuclear fuel payment	\$0.00
16. Total Utility Aid – this is the utility aid payment listed on the front of the estimate (<i>sum of Lines 9, 14 and 15</i>)	\$0.00

Supplemental County and Municipal Aid

- Under state law, supplemental county and municipal aid paid to each county and municipality is determined by 2023 Wisconsin Act 12 (sec. 79.037, Wis. Stats.)
- For detailed information, review [county and municipal aid spreadsheet](#)

Supplemental County and Municipal Aid Calculation	
1. Prior year supplemental county and municipal aid	\$35,429.50
2. Increase due to sales tax revenue including adjustments (<i>district changes</i>)	\$814.88
3. Total Supplemental County and Municipal Aid (<i>sum of Lines 1 and 2</i>)	\$36,244.38

Expenditure Restraint Incentive Program

- Only municipalities are eligible to receive Expenditure Restraint Incentive Program (ERIP) payments
- Under state law, in 2025, each municipality will receive a payment that is equal to the amount of the payment received by the municipality in 2024 (sec. 79.05(4), Wis. Stats., from 2023 WI Act 12 – notwithstanding subs. (2) and (3))

Contact Information

If you have questions, contact us at lgs@wisconsin.gov, (608) 266-8618 or (608) 261-5167.



State of Wisconsin • DEPARTMENT OF REVENUE

DIVISION OF STATE AND LOCAL FINANCE • BUREAU OF LOCAL GOVERNMENT SERVICES • 2135 RIMROCK RD MADISON, WI 53713

Mailing Address:
PO Box 8971 #6-97
Madison WI 53708-8971
Fax: (608) 264-6887
lgs@wisconsin.gov

September 13, 2024

MARGARET MCCARTHY
TOWN OF HILES
9193 N MAIN STREET
HILES WI 54511-9053

Notice of Shared Revenue – 2025 Original Estimate

Notice Information

The Wisconsin Department of Revenue (DOR) is providing the **estimated** shared revenue amounts your local government will receive in 2025 under current state law for county and municipal aid, supplemental county and municipal aid, utility aid and the expenditure restraint incentive program. This does not include adjustments, shown on the July and November payment notices.

District	TOWN OF HILES	County	FOREST	Co-muni code	21-016
-----------------	---------------	---------------	--------	---------------------	--------

Estimate Information

For an explanation of each aid payment listed below, review the additional information in this notice.

2025 Original Estimate	
1. County and municipal aid	\$9,171.71
2. Utility aid	\$0.00
3. Supplemental county and municipal aid	\$36,880.50
4. Expenditure restraint incentive program	\$0.00
5. Total Estimated 2025 Payments (sum of Lines 1-4)	\$46,052.21

Payment Information

Your local government will receive two distributions in 2025 :

- July 28, 2025: 15% of Line 1, 2, and 3 and 100% of Line 4 (*shown above*)
- November 17, 2025: balance of your 2025 aid payments

County and Municipal Aid

Under state law, the county and municipal aid paid to each county and municipality must be equal to the amount determined in 2012 (sec. 79.036, Wis. Stats.) and adjusted for fallen protective services insurance reimbursement (sec. 79.036(4), Wis. Stats.).

County and Municipal Aid Calculation	
1. Prior year county and municipal aid	\$8,966.15
2. Increase due to sales tax revenue, including adjustments (<i>district changes</i>)	\$206.22
3. Fallen protective services insurance adjustment	-\$0.66
4. Fallen protective services insurance reimbursement (<i>reported to DOR</i>)	\$0.00
5. Total County and Municipal Aid (sum of Lines 1-4)	\$9,171.71

Utility Aid

- Under state law, utility aid is distributed to each county and municipality where tax-exempt utility property is located (sec. 79.04, Wis. Stats.)
- Utility companies report utility property information to DOR annually
- DOR uses the provided information to accurately calculate utility aid (*shown below*)

Utility Aid Calculation	
1. Net book value, <i>as of December 31, 2024 (including expected additions/retirements)</i>	\$0.00
2. Total net book value payment	\$0.00
3. Minimum payment	\$0.00
4. Megawatt capacity	0.0
5. Megawatt capacity payment	\$0.00
6. Closed/decommissioned production plant (phased down) payment	\$0.00
7. Subtotal (<i>sum of Lines 2, 3, 5 and 6</i>)	\$0.00
8. Population cap	\$150,450.00
9. Adjusted subtotal (<i>lesser of Line 7 or Line 8</i>)	\$0.00
10. Adjacent site incentive payment	\$0.00
11. Baseload incentive payment	\$0.00
12. Co-generation incentive payment	\$0.00
13. Alternative energy incentive payment	\$0.00
14. Total incentive payments (<i>sum of Lines 10 through 13</i>)	\$0.00
15. Spent nuclear fuel payment	\$0.00
16. Total Utility Aid – this is the utility aid payment listed on the front of the estimate (<i>sum of Lines 9, 14 and 15</i>)	\$0.00

Supplemental County and Municipal Aid

- Under state law, supplemental county and municipal aid paid to each county and municipality is determined by 2023 Wisconsin Act 12 (sec. 79.037, Wis. Stats.)
- For detailed information, review [county and municipal aid spreadsheet](#)

Supplemental County and Municipal Aid Calculation	
1. Prior year supplemental county and municipal aid	\$36,051.32
2. Increase due to sales tax revenue including adjustments (<i>district changes</i>)	\$829.18
3. Total Supplemental County and Municipal Aid (<i>sum of Lines 1 and 2</i>)	\$36,880.50

Expenditure Restraint Incentive Program

- Only municipalities are eligible to receive Expenditure Restraint Incentive Program (ERIP) payments
- Under state law, in 2025, each municipality will receive a payment that is equal to the amount of the payment received by the municipality in 2024 (sec. 79.05(4), Wis. Stats., from 2023 WI Act 12 – notwithstanding subs. (2) and (3))

Contact Information

If you have questions, contact us at lgs@wisconsin.gov, (608) 266-8618 or (608) 261-5167.



State of Wisconsin • DEPARTMENT OF REVENUE

DIVISION OF STATE AND LOCAL FINANCE • BUREAU OF LOCAL GOVERNMENT SERVICES • 2135 RIMROCK RD MADISON, WI 53713

Mailing Address:
PO Box 8971 #6-97
Madison WI 53708-8971
Fax: (608) 264-6887
lgs@wisconsin.gov

September 13, 2024

MICHELLE BELLAND
TOWN OF LAONA
PO BOX 36, 5146 LINDEN ST
LAONA WI 54541-0036

Notice of Shared Revenue – 2025 Original Estimate

Notice Information

The Wisconsin Department of Revenue (DOR) is providing the **estimated** shared revenue amounts your local government will receive in 2025 under current state law for county and municipal aid, supplemental county and municipal aid, utility aid and the expenditure restraint incentive program. This does not include adjustments, shown on the July and November payment notices.

District	TOWN OF LAONA	County	FOREST	Co-muni code	21-018
-----------------	---------------	---------------	--------	---------------------	--------

Estimate Information

For an explanation of each aid payment listed below, review the additional information in this notice.

2025 Original Estimate	
1. County and municipal aid	\$94,452.45
2. Utility aid	\$2,997.78
3. Supplemental county and municipal aid	\$51,554.58
4. Expenditure restraint incentive program	\$0.00
5. Total Estimated 2025 Payments (sum of Lines 1-4)	\$149,004.81

Payment Information

Your local government will receive two distributions in 2025 :

- July 28, 2025: 15% of Line 1, 2, and 3 and 100% of Line 4 (*shown above*)
- November 17, 2025: balance of your 2025 aid payments

County and Municipal Aid

Under state law, the county and municipal aid paid to each county and municipality must be equal to the amount determined in 2012 (sec. 79.036, Wis. Stats.) and adjusted for fallen protective services insurance reimbursement (sec. 79.036(4), Wis. Stats.).

County and Municipal Aid Calculation	
1. Prior year county and municipal aid	\$92,335.55
2. Increase due to sales tax revenue, including adjustments (<i>district changes</i>)	\$2,123.72
3. Fallen protective services insurance adjustment	-\$6.82
4. Fallen protective services insurance reimbursement (<i>reported to DOR</i>)	\$0.00
5. Total County and Municipal Aid (sum of Lines 1-4)	\$94,452.45

Utility Aid

- Under state law, utility aid is distributed to each county and municipality where tax-exempt utility property is located (sec. 79.04, Wis. Stats.)
- Utility companies report utility property information to DOR annually
- DOR uses the provided information to accurately calculate utility aid (*shown below*)

Utility Aid Calculation	
1. Net book value, <i>as of December 31, 2024 (including expected additions/retirements)</i>	\$999,260.00
2. Total net book value payment	\$2,997.78
3. Minimum payment	\$0.00
4. Megawatt capacity	0.0
5. Megawatt capacity payment	\$0.00
6. Closed/decommissioned production plant (phased down) payment	\$0.00
7. Subtotal (<i>sum of Lines 2, 3, 5 and 6</i>)	\$2,997.78
8. Population cap	\$493,850.00
9. Adjusted subtotal (<i>lesser of Line 7 or Line 8</i>)	\$2,997.78
10. Adjacent site incentive payment	\$0.00
11. Baseload incentive payment	\$0.00
12. Co-generation incentive payment	\$0.00
13. Alternative energy incentive payment	\$0.00
14. Total incentive payments (<i>sum of Lines 10 through 13</i>)	\$0.00
15. Spent nuclear fuel payment	\$0.00
16. Total Utility Aid – this is the utility aid payment listed on the front of the estimate <i>(sum of Lines 9, 14 and 15)</i>	\$2,997.78

Supplemental County and Municipal Aid

- Under state law, supplemental county and municipal aid paid to each county and municipality is determined by 2023 Wisconsin Act 12 (sec. 79.037, Wis. Stats.)
- For detailed information, review [county and municipal aid spreadsheet](#)

Supplemental County and Municipal Aid Calculation	
1. Prior year supplemental county and municipal aid	\$50,395.48
2. Increase due to sales tax revenue including adjustments (<i>district changes</i>)	\$1,159.10
3. Total Supplemental County and Municipal Aid (<i>sum of Lines 1 and 2</i>)	\$51,554.58

Expenditure Restraint Incentive Program

- Only municipalities are eligible to receive Expenditure Restraint Incentive Program (ERIP) payments
- Under state law, in 2025, each municipality will receive a payment that is equal to the amount of the payment received by the municipality in 2024 (sec. 79.05(4), Wis. Stats., from 2023 WI Act 12 – notwithstanding subs. (2) and (3))

Contact Information

If you have questions, contact us at lgs@wisconsin.gov, (608) 266-8618 or (608) 261-5167.



State of Wisconsin • DEPARTMENT OF REVENUE

DIVISION OF STATE AND LOCAL FINANCE • BUREAU OF LOCAL GOVERNMENT SERVICES • 2135 RIMROCK RD MADISON, WI 53713

Mailing Address:
PO Box 8971 #6-97
Madison WI 53708-8971
Fax: (608) 264-6887
lgs@wisconsin.gov

September 13, 2024

TRESSA VOTIS
TOWN OF LINCOLN
5376 COUNTY RD W
CRANDON WI 54520-8783

Notice of Shared Revenue – 2025 Original Estimate

Notice Information

The Wisconsin Department of Revenue (DOR) is providing the **estimated** shared revenue amounts your local government will receive in 2025 under current state law for county and municipal aid, supplemental county and municipal aid, utility aid and the expenditure restraint incentive program. This does not include adjustments, shown on the July and November payment notices.

District	TOWN OF LINCOLN	County	FOREST	Co-muni code	21-020
-----------------	-----------------	---------------	--------	---------------------	--------

Estimate Information

For an explanation of each aid payment listed below, review the additional information in this notice.

2025 Original Estimate	
1. County and municipal aid	\$17,800.74
2. Utility aid	\$805.94
3. Supplemental county and municipal aid	\$50,214.97
4. Expenditure restraint incentive program	\$0.00
5. Total Estimated 2025 Payments (sum of Lines 1-4)	\$68,821.65

Payment Information

Your local government will receive two distributions in 2025 :

- July 28, 2025: 15% of Line 1, 2, and 3 and 100% of Line 4 (*shown above*)
- November 17, 2025: balance of your 2025 aid payments

County and Municipal Aid

Under state law, the county and municipal aid paid to each county and municipality must be equal to the amount determined in 2012 (sec. 79.036, Wis. Stats.) and adjusted for fallen protective services insurance reimbursement (sec. 79.036(4), Wis. Stats.).

County and Municipal Aid Calculation	
1. Prior year county and municipal aid	\$17,401.79
2. Increase due to sales tax revenue, including adjustments (<i>district changes</i>)	\$400.24
3. Fallen protective services insurance adjustment	-\$1.29
4. Fallen protective services insurance reimbursement (<i>reported to DOR</i>)	\$0.00
5. Total County and Municipal Aid (sum of Lines 1-4)	\$17,800.74

Utility Aid

- Under state law, utility aid is distributed to each county and municipality where tax-exempt utility property is located (sec. 79.04, Wis. Stats.)
- Utility companies report utility property information to DOR annually
- DOR uses the provided information to accurately calculate utility aid (*shown below*)

Utility Aid Calculation	
1. Net book value, <i>as of December 31, 2024 (including expected additions/retirements)</i>	\$268,646.00
2. Total net book value payment	\$805.94
3. Minimum payment	\$0.00
4. Megawatt capacity	0.0
5. Megawatt capacity payment	\$0.00
6. Closed/decommissioned production plant (phased down) payment	\$0.00
7. Subtotal (<i>sum of Lines 2, 3, 5 and 6</i>)	\$805.94
8. Population cap	\$486,200.00
9. Adjusted subtotal (<i>lesser of Line 7 or Line 8</i>)	\$805.94
10. Adjacent site incentive payment	\$0.00
11. Baseload incentive payment	\$0.00
12. Co-generation incentive payment	\$0.00
13. Alternative energy incentive payment	\$0.00
14. Total incentive payments (<i>sum of Lines 10 through 13</i>)	\$0.00
15. Spent nuclear fuel payment	\$0.00
16. Total Utility Aid – this is the utility aid payment listed on the front of the estimate (<i>sum of Lines 9, 14 and 15</i>)	\$805.94

Supplemental County and Municipal Aid

- Under state law, supplemental county and municipal aid paid to each county and municipality is determined by 2023 Wisconsin Act 12 (sec. 79.037, Wis. Stats.)
- For detailed information, review [county and municipal aid spreadsheet](#)

Supplemental County and Municipal Aid Calculation	
1. Prior year supplemental county and municipal aid	\$49,085.99
2. Increase due to sales tax revenue including adjustments (<i>district changes</i>)	\$1,128.98
3. Total Supplemental County and Municipal Aid (<i>sum of Lines 1 and 2</i>)	\$50,214.97

Expenditure Restraint Incentive Program

- Only municipalities are eligible to receive Expenditure Restraint Incentive Program (ERIP) payments
- Under state law, in 2025, each municipality will receive a payment that is equal to the amount of the payment received by the municipality in 2024 (sec. 79.05(4), Wis. Stats., from 2023 WI Act 12 – notwithstanding subs. (2) and (3))

Contact Information

If you have questions, contact us at lgs@wisconsin.gov, (608) 266-8618 or (608) 261-5167.



State of Wisconsin • DEPARTMENT OF REVENUE

DIVISION OF STATE AND LOCAL FINANCE • BUREAU OF LOCAL GOVERNMENT SERVICES • 2135 RIMROCK RD MADISON, WI 53713

Mailing Address:
PO Box 8971 #6-97
Madison WI 53708-8971
Fax: (608) 264-6887
lgs@wisconsin.gov

September 13, 2024

SANDRA FRANK
TOWN OF NASHVILLE
4265 STATE HWY 55
CRANDON WI 54520

Notice of Shared Revenue – 2025 Original Estimate

Notice Information

The Wisconsin Department of Revenue (DOR) is providing the **estimated** shared revenue amounts your local government will receive in 2025 under current state law for county and municipal aid, supplemental county and municipal aid, utility aid and the expenditure restraint incentive program. This does not include adjustments, shown on the July and November payment notices.

District	TOWN OF NASHVILLE	County	FOREST	Co-muni code	21-022
-----------------	-------------------	---------------	--------	---------------------	--------

Estimate Information

For an explanation of each aid payment listed below, review the additional information in this notice.

2025 Original Estimate	
1. County and municipal aid	\$21,799.25
2. Utility aid	\$0.00
3. Supplemental county and municipal aid	\$51,880.87
4. Expenditure restraint incentive program	\$0.00
5. Total Estimated 2025 Payments (sum of Lines 1-4)	\$73,680.12

Payment Information

Your local government will receive two distributions in 2025 :

- July 28, 2025: 15% of Line 1, 2, and 3 and 100% of Line 4 (*shown above*)
- November 17, 2025: balance of your 2025 aid payments

County and Municipal Aid

Under state law, the county and municipal aid paid to each county and municipality must be equal to the amount determined in 2012 (sec. 79.036, Wis. Stats.) and adjusted for fallen protective services insurance reimbursement (sec. 79.036(4), Wis. Stats.).

County and Municipal Aid Calculation	
1. Prior year county and municipal aid	\$21,310.67
2. Increase due to sales tax revenue, including adjustments (<i>district changes</i>)	\$490.15
3. Fallen protective services insurance adjustment	-\$1.57
4. Fallen protective services insurance reimbursement (<i>reported to DOR</i>)	\$0.00
5. Total County and Municipal Aid (sum of Lines 1-4)	\$21,799.25

Utility Aid

- Under state law, utility aid is distributed to each county and municipality where tax-exempt utility property is located (sec. 79.04, Wis. Stats.)
- Utility companies report utility property information to DOR annually
- DOR uses the provided information to accurately calculate utility aid (*shown below*)

Utility Aid Calculation	
1. Net book value, <i>as of December 31, 2024 (including expected additions/retirements)</i>	\$0.00
2. Total net book value payment	\$0.00
3. Minimum payment	\$0.00
4. Megawatt capacity	0.0
5. Megawatt capacity payment	\$0.00
6. Closed/decommissioned production plant (phased down) payment	\$0.00
7. Subtotal (<i>sum of Lines 2, 3, 5 and 6</i>)	\$0.00
8. Population cap	\$560,150.00
9. Adjusted subtotal (<i>lesser of Line 7 or Line 8</i>)	\$0.00
10. Adjacent site incentive payment	\$0.00
11. Baseload incentive payment	\$0.00
12. Co-generation incentive payment	\$0.00
13. Alternative energy incentive payment	\$0.00
14. Total incentive payments (<i>sum of Lines 10 through 13</i>)	\$0.00
15. Spent nuclear fuel payment	\$0.00
16. Total Utility Aid – this is the utility aid payment listed on the front of the estimate (<i>sum of Lines 9, 14 and 15</i>)	\$0.00

Supplemental County and Municipal Aid

- Under state law, supplemental county and municipal aid paid to each county and municipality is determined by 2023 Wisconsin Act 12 (sec. 79.037, Wis. Stats.)
- For detailed information, review [county and municipal aid spreadsheet](#)

Supplemental County and Municipal Aid Calculation	
1. Prior year supplemental county and municipal aid	\$50,714.44
2. Increase due to sales tax revenue including adjustments (<i>district changes</i>)	\$1,166.43
3. Total Supplemental County and Municipal Aid (<i>sum of Lines 1 and 2</i>)	\$51,880.87

Expenditure Restraint Incentive Program

- Only municipalities are eligible to receive Expenditure Restraint Incentive Program (ERIP) payments
- Under state law, in 2025, each municipality will receive a payment that is equal to the amount of the payment received by the municipality in 2024 (sec. 79.05(4), Wis. Stats., from 2023 WI Act 12 – notwithstanding subs. (2) and (3))

Contact Information

If you have questions, contact us at lgs@wisconsin.gov, (608) 266-8618 or (608) 261-5167.



State of Wisconsin • DEPARTMENT OF REVENUE

DIVISION OF STATE AND LOCAL FINANCE • BUREAU OF LOCAL GOVERNMENT SERVICES • 2135 RIMROCK RD MADISON, WI 53713

Mailing Address:
PO Box 8971 #6-97
Madison WI 53708-8971
Fax: (608) 264-6887
lgs@wisconsin.gov

September 13, 2024

KATHERINE HAEN
TOWN OF POPPLE RIVER
PO BOX 193
LONG LAKE WI 54542

Notice of Shared Revenue – 2025 Original Estimate

Notice Information

The Wisconsin Department of Revenue (DOR) is providing the **estimated** shared revenue amounts your local government will receive in 2025 under current state law for county and municipal aid, supplemental county and municipal aid, utility aid and the expenditure restraint incentive program. This does not include adjustments, shown on the July and November payment notices.

District	TOWN OF POPPLE RIVER	County	FOREST	Co-muni code	21-024
-----------------	----------------------	---------------	--------	---------------------	--------

Estimate Information

For an explanation of each aid payment listed below, review the additional information in this notice.

2025 Original Estimate	
1. County and municipal aid	\$619.82
2. Utility aid	\$0.00
3. Supplemental county and municipal aid	\$31,429.57
4. Expenditure restraint incentive program	\$0.00
5. Total Estimated 2025 Payments (sum of Lines 1-4)	\$32,049.39

Payment Information

Your local government will receive two distributions in 2025 :

- July 28, 2025: 15% of Line 1, 2, and 3 and 100% of Line 4 (*shown above*)
- November 17, 2025: balance of your 2025 aid payments

County and Municipal Aid

Under state law, the county and municipal aid paid to each county and municipality must be equal to the amount determined in 2012 (sec. 79.036, Wis. Stats.) and adjusted for fallen protective services insurance reimbursement (sec. 79.036(4), Wis. Stats.).

County and Municipal Aid Calculation	
1. Prior year county and municipal aid	\$605.92
2. Increase due to sales tax revenue, including adjustments (<i>district changes</i>)	\$13.94
3. Fallen protective services insurance adjustment	-\$0.04
4. Fallen protective services insurance reimbursement (<i>reported to DOR</i>)	\$0.00
5. Total County and Municipal Aid (sum of Lines 1-4)	\$619.82

Utility Aid

- Under state law, utility aid is distributed to each county and municipality where tax-exempt utility property is located (sec. 79.04, Wis. Stats.)
- Utility companies report utility property information to DOR annually
- DOR uses the provided information to accurately calculate utility aid (*shown below*)

Utility Aid Calculation	
1. Net book value, <i>as of December 31, 2024 (including expected additions/retirements)</i>	\$0.00
2. Total net book value payment	\$0.00
3. Minimum payment	\$0.00
4. Megawatt capacity	0.0
5. Megawatt capacity payment	\$0.00
6. Closed/decommissioned production plant (phased down) payment	\$0.00
7. Subtotal (<i>sum of Lines 2, 3, 5 and 6</i>)	\$0.00
8. Population cap	\$17,425.00
9. Adjusted subtotal (<i>lesser of Line 7 or Line 8</i>)	\$0.00
10. Adjacent site incentive payment	\$0.00
11. Baseload incentive payment	\$0.00
12. Co-generation incentive payment	\$0.00
13. Alternative energy incentive payment	\$0.00
14. Total incentive payments (<i>sum of Lines 10 through 13</i>)	\$0.00
15. Spent nuclear fuel payment	\$0.00
16. Total Utility Aid – this is the utility aid payment listed on the front of the estimate (<i>sum of Lines 9, 14 and 15</i>)	\$0.00

Supplemental County and Municipal Aid

- Under state law, supplemental county and municipal aid paid to each county and municipality is determined by 2023 Wisconsin Act 12 (sec. 79.037, Wis. Stats.)
- For detailed information, review [county and municipal aid spreadsheet](#)

Supplemental County and Municipal Aid Calculation	
1. Prior year supplemental county and municipal aid	\$30,722.94
2. Increase due to sales tax revenue including adjustments (<i>district changes</i>)	\$706.63
3. Total Supplemental County and Municipal Aid (<i>sum of Lines 1 and 2</i>)	\$31,429.57

Expenditure Restraint Incentive Program

- Only municipalities are eligible to receive Expenditure Restraint Incentive Program (ERIP) payments
- Under state law, in 2025, each municipality will receive a payment that is equal to the amount of the payment received by the municipality in 2024 (sec. 79.05(4), Wis. Stats., from 2023 WI Act 12 – notwithstanding subs. (2) and (3))

Contact Information

If you have questions, contact us at lgs@wisconsin.gov, (608) 266-8618 or (608) 261-5167.



State of Wisconsin • DEPARTMENT OF REVENUE

DIVISION OF STATE AND LOCAL FINANCE • BUREAU OF LOCAL GOVERNMENT SERVICES • 2135 RIMROCK RD MADISON, WI 53713

Mailing Address:
PO Box 8971 #6-97
Madison WI 53708-8971
Fax: (608) 264-6887
lgs@wisconsin.gov

September 13, 2024

HEIDI PITON
TOWN OF ROSS
10170B CYPRESS ST
NEWALD WI 54511

Notice of Shared Revenue – 2025 Original Estimate

Notice Information

The Wisconsin Department of Revenue (DOR) is providing the **estimated** shared revenue amounts your local government will receive in 2025 under current state law for county and municipal aid, supplemental county and municipal aid, utility aid and the expenditure restraint incentive program. This does not include adjustments, shown on the July and November payment notices.

District	TOWN OF ROSS	County	FOREST	Co-muni code	21-026
-----------------	--------------	---------------	--------	---------------------	--------

Estimate Information

For an explanation of each aid payment listed below, review the additional information in this notice.

2025 Original Estimate	
1. County and municipal aid	\$24,276.14
2. Utility aid	\$0.00
3. Supplemental county and municipal aid	\$32,960.17
4. Expenditure restraint incentive program	\$0.00
5. Total Estimated 2025 Payments (sum of Lines 1-4)	\$57,236.31

Payment Information

Your local government will receive two distributions in 2025 :

- July 28, 2025: 15% of Line 1, 2, and 3 and 100% of Line 4 (*shown above*)
- November 17, 2025: balance of your 2025 aid payments

County and Municipal Aid

Under state law, the county and municipal aid paid to each county and municipality must be equal to the amount determined in 2012 (sec. 79.036, Wis. Stats.) and adjusted for fallen protective services insurance reimbursement (sec. 79.036(4), Wis. Stats.).

County and Municipal Aid Calculation	
1. Prior year county and municipal aid	\$23,732.05
2. Increase due to sales tax revenue, including adjustments (<i>district changes</i>)	\$545.84
3. Fallen protective services insurance adjustment	-\$1.75
4. Fallen protective services insurance reimbursement (<i>reported to DOR</i>)	\$0.00
5. Total County and Municipal Aid (sum of Lines 1-4)	\$24,276.14

Utility Aid

- Under state law, utility aid is distributed to each county and municipality where tax-exempt utility property is located (sec. 79.04, Wis. Stats.)
- Utility companies report utility property information to DOR annually
- DOR uses the provided information to accurately calculate utility aid (*shown below*)

Utility Aid Calculation	
1. Net book value, <i>as of December 31, 2024 (including expected additions/retirements)</i>	\$0.00
2. Total net book value payment	\$0.00
3. Minimum payment	\$0.00
4. Megawatt capacity	0.0
5. Megawatt capacity payment	\$0.00
6. Closed/decommissioned production plant (phased down) payment	\$0.00
7. Subtotal (<i>sum of Lines 2, 3, 5 and 6</i>)	\$0.00
8. Population cap	\$54,825.00
9. Adjusted subtotal (<i>lesser of Line 7 or Line 8</i>)	\$0.00
10. Adjacent site incentive payment	\$0.00
11. Baseload incentive payment	\$0.00
12. Co-generation incentive payment	\$0.00
13. Alternative energy incentive payment	\$0.00
14. Total incentive payments (<i>sum of Lines 10 through 13</i>)	\$0.00
15. Spent nuclear fuel payment	\$0.00
16. Total Utility Aid – this is the utility aid payment listed on the front of the estimate (<i>sum of Lines 9, 14 and 15</i>)	\$0.00

Supplemental County and Municipal Aid

- Under state law, supplemental county and municipal aid paid to each county and municipality is determined by 2023 Wisconsin Act 12 (sec. 79.037, Wis. Stats.)
- For detailed information, review [county and municipal aid spreadsheet](#)

Supplemental County and Municipal Aid Calculation	
1. Prior year supplemental county and municipal aid	\$32,219.13
2. Increase due to sales tax revenue including adjustments (<i>district changes</i>)	\$741.04
3. Total Supplemental County and Municipal Aid (<i>sum of Lines 1 and 2</i>)	\$32,960.17

Expenditure Restraint Incentive Program

- Only municipalities are eligible to receive Expenditure Restraint Incentive Program (ERIP) payments
- Under state law, in 2025, each municipality will receive a payment that is equal to the amount of the payment received by the municipality in 2024 (sec. 79.05(4), Wis. Stats., from 2023 WI Act 12 – notwithstanding subs. (2) and (3))

Contact Information

If you have questions, contact us at lgs@wisconsin.gov, (608) 266-8618 or (608) 261-5167.



State of Wisconsin • DEPARTMENT OF REVENUE

DIVISION OF STATE AND LOCAL FINANCE • BUREAU OF LOCAL GOVERNMENT SERVICES • 2135 RIMROCK RD MADISON, WI 53713

Mailing Address:
PO Box 8971 #6-97
Madison WI 53708-8971
Fax: (608) 264-6887
lgs@wisconsin.gov

September 13, 2024

RALETTA SHAMPO-ASHBECK
TOWN OF WABENO
PO BOX 447
WABENO WI 54566

Notice of Shared Revenue – 2025 Original Estimate

Notice Information

The Wisconsin Department of Revenue (DOR) is providing the **estimated** shared revenue amounts your local government will receive in 2025 under current state law for county and municipal aid, supplemental county and municipal aid, utility aid and the expenditure restraint incentive program. This does not include adjustments, shown on the July and November payment notices.

District	TOWN OF WABENO	County	FOREST	Co-muni code	21-028
-----------------	----------------	---------------	--------	---------------------	--------

Estimate Information

For an explanation of each aid payment listed below, review the additional information in this notice.

2025 Original Estimate	
1. County and municipal aid	\$95,606.69
2. Utility aid	\$4,773.47
3. Supplemental county and municipal aid	\$49,098.54
4. Expenditure restraint incentive program	\$0.00
5. Total Estimated 2025 Payments (sum of Lines 1-4)	\$149,478.70

Payment Information

Your local government will receive two distributions in 2025 :

- July 28, 2025: 15% of Line 1, 2, and 3 and 100% of Line 4 (*shown above*)
- November 17, 2025: balance of your 2025 aid payments

County and Municipal Aid

Under state law, the county and municipal aid paid to each county and municipality must be equal to the amount determined in 2012 (sec. 79.036, Wis. Stats.) and adjusted for fallen protective services insurance reimbursement (sec. 79.036(4), Wis. Stats.).

County and Municipal Aid Calculation	
1. Prior year county and municipal aid	\$93,463.93
2. Increase due to sales tax revenue, including adjustments (<i>district changes</i>)	\$2,149.67
3. Fallen protective services insurance adjustment	-\$6.91
4. Fallen protective services insurance reimbursement (<i>reported to DOR</i>)	\$0.00
5. Total County and Municipal Aid (sum of Lines 1-4)	\$95,606.69

Utility Aid

- Under state law, utility aid is distributed to each county and municipality where tax-exempt utility property is located (sec. 79.04, Wis. Stats.)
- Utility companies report utility property information to DOR annually
- DOR uses the provided information to accurately calculate utility aid (*shown below*)

Utility Aid Calculation	
1. Net book value, <i>as of December 31, 2024 (including expected additions/retirements)</i>	\$1,591,157.00
2. Total net book value payment	\$4,773.47
3. Minimum payment	\$0.00
4. Megawatt capacity	0.0
5. Megawatt capacity payment	\$0.00
6. Closed/decommissioned production plant (phased down) payment	\$0.00
7. Subtotal (<i>sum of Lines 2, 3, 5 and 6</i>)	\$4,773.47
8. Population cap	\$449,225.00
9. Adjusted subtotal (<i>lesser of Line 7 or Line 8</i>)	\$4,773.47
10. Adjacent site incentive payment	\$0.00
11. Baseload incentive payment	\$0.00
12. Co-generation incentive payment	\$0.00
13. Alternative energy incentive payment	\$0.00
14. Total incentive payments (<i>sum of Lines 10 through 13</i>)	\$0.00
15. Spent nuclear fuel payment	\$0.00
16. Total Utility Aid – this is the utility aid payment listed on the front of the estimate (<i>sum of Lines 9, 14 and 15</i>)	\$4,773.47

Supplemental County and Municipal Aid

- Under state law, supplemental county and municipal aid paid to each county and municipality is determined by 2023 Wisconsin Act 12 (sec. 79.037, Wis. Stats.)
- For detailed information, review [county and municipal aid spreadsheet](#)

Supplemental County and Municipal Aid Calculation	
1. Prior year supplemental county and municipal aid	\$47,994.66
2. Increase due to sales tax revenue including adjustments (<i>district changes</i>)	\$1,103.88
3. Total Supplemental County and Municipal Aid (<i>sum of Lines 1 and 2</i>)	\$49,098.54

Expenditure Restraint Incentive Program

- Only municipalities are eligible to receive Expenditure Restraint Incentive Program (ERIP) payments
- Under state law, in 2025, each municipality will receive a payment that is equal to the amount of the payment received by the municipality in 2024 (sec. 79.05(4), Wis. Stats., from 2023 WI Act 12 – notwithstanding subs. (2) and (3))

Contact Information

If you have questions, contact us at lgs@wisconsin.gov, (608) 266-8618 or (608) 261-5167.



State of Wisconsin • DEPARTMENT OF REVENUE

DIVISION OF STATE AND LOCAL FINANCE • BUREAU OF LOCAL GOVERNMENT SERVICES • 2135 RIMROCK RD MADISON, WI 53713

Mailing Address:
PO Box 8971 #6-97
Madison WI 53708-8971
Fax: (608) 264-6887
lgs@wisconsin.gov

September 13, 2024

MEAGAN KEVILUS
CITY OF CRANDON
PO BOX 335
CRANDON WI 54520-0335

Notice of Shared Revenue – 2025 Original Estimate

Notice Information

The Wisconsin Department of Revenue (DOR) is providing the **estimated** shared revenue amounts your local government will receive in 2025 under current state law for county and municipal aid, supplemental county and municipal aid, utility aid and the expenditure restraint incentive program. This does not include adjustments, shown on the July and November payment notices.

District	CITY OF CRANDON	County	FOREST	Co-muni code	21-211
-----------------	-----------------	---------------	--------	---------------------	--------

Estimate Information

For an explanation of each aid payment listed below, review the additional information in this notice.

2025 Original Estimate	
1. County and municipal aid	\$428,809.13
2. Utility aid	\$3,894.94
3. Supplemental county and municipal aid	\$85,774.71
4. Expenditure restraint incentive program	\$14,265.77
5. Total Estimated 2025 Payments (sum of Lines 1-4)	\$532,744.55

Payment Information

Your local government will receive two distributions in 2025 :

- July 28, 2025: 15% of Line 1, 2, and 3 and 100% of Line 4 (*shown above*)
- November 17, 2025: balance of your 2025 aid payments

County and Municipal Aid

Under state law, the county and municipal aid paid to each county and municipality must be equal to the amount determined in 2012 (sec. 79.036, Wis. Stats.) and adjusted for fallen protective services insurance reimbursement (sec. 79.036(4), Wis. Stats.).

County and Municipal Aid Calculation	
1. Prior year county and municipal aid	\$419,198.54
2. Increase due to sales tax revenue, including adjustments (<i>district changes</i>)	\$9,641.57
3. Fallen protective services insurance adjustment	-\$30.98
4. Fallen protective services insurance reimbursement (<i>reported to DOR</i>)	\$0.00
5. Total County and Municipal Aid (sum of Lines 1-4)	\$428,809.13

Utility Aid

- Under state law, utility aid is distributed to each county and municipality where tax-exempt utility property is located (sec. 79.04, Wis. Stats.)
- Utility companies report utility property information to DOR annually
- DOR uses the provided information to accurately calculate utility aid (*shown below*)

Utility Aid Calculation	
1. Net book value, <i>as of December 31, 2024 (including expected additions/retirements)</i>	\$649,156.00
2. Total net book value payment	\$3,894.94
3. Minimum payment	\$0.00
4. Megawatt capacity	0.0
5. Megawatt capacity payment	\$0.00
6. Closed/decommissioned production plant (phased down) payment	\$0.00
7. Subtotal (<i>sum of Lines 2, 3, 5 and 6</i>)	\$3,894.94
8. Population cap	\$705,925.00
9. Adjusted subtotal (<i>lesser of Line 7 or Line 8</i>)	\$3,894.94
10. Adjacent site incentive payment	\$0.00
11. Baseload incentive payment	\$0.00
12. Co-generation incentive payment	\$0.00
13. Alternative energy incentive payment	\$0.00
14. Total incentive payments (<i>sum of Lines 10 through 13</i>)	\$0.00
15. Spent nuclear fuel payment	\$0.00
16. Total Utility Aid – this is the utility aid payment listed on the front of the estimate (<i>sum of Lines 9, 14 and 15</i>)	\$3,894.94

Supplemental County and Municipal Aid

- Under state law, supplemental county and municipal aid paid to each county and municipality is determined by 2023 Wisconsin Act 12 (sec. 79.037, Wis. Stats.)
- For detailed information, review [county and municipal aid spreadsheet](#)

Supplemental County and Municipal Aid Calculation	
1. Prior year supplemental county and municipal aid	\$83,846.25
2. Increase due to sales tax revenue including adjustments (<i>district changes</i>)	\$1,928.46
3. Total Supplemental County and Municipal Aid (<i>sum of Lines 1 and 2</i>)	\$85,774.71

Expenditure Restraint Incentive Program

- Only municipalities are eligible to receive Expenditure Restraint Incentive Program (ERIP) payments
- Under state law, in 2025, each municipality will receive a payment that is equal to the amount of the payment received by the municipality in 2024 (sec. 79.05(4), Wis. Stats., from 2023 WI Act 12 – notwithstanding subs. (2) and (3))

Contact Information

If you have questions, contact us at lgs@wisconsin.gov, (608) 266-8618 or (608) 261-5167.



State of Wisconsin • DEPARTMENT OF REVENUE

DIVISION OF STATE AND LOCAL FINANCE • BUREAU OF LOCAL GOVERNMENT SERVICES • 2135 RIMROCK RD MADISON, WI 53713

Mailing Address:
PO Box 8971 #6-97
Madison WI 53708-8971
Fax: (608) 264-6887
lgs@wisconsin.gov

September 13, 2024

NORA MATUSZEWSKI
COUNTY OF FOREST
200 E MADISON ST
CRANDON WI 54520-1415

Notice of Shared Revenue – 2025 Original Estimate

Notice Information

The Wisconsin Department of Revenue (DOR) is providing the **estimated** shared revenue amounts your local government will receive in 2025 under current state law for county and municipal aid, supplemental county and municipal aid, utility aid and the expenditure restraint incentive program. This does not include adjustments, shown on the July and November payment notices.

District	COUNTY OF FOREST	County	FOREST	Co-muni code	21-999
-----------------	------------------	---------------	--------	---------------------	--------

Estimate Information

For an explanation of each aid payment listed below, review the additional information in this notice.

2025 Original Estimate	
1. County and municipal aid	\$123,467.30
2. Utility aid	\$19,101.85
3. Supplemental county and municipal aid	\$249,156.76
4. Expenditure restraint incentive program	\$0.00
5. Total Estimated 2025 Payments (sum of Lines 1-4)	\$391,725.91

Payment Information

Your local government will receive two distributions in 2025 :

- July 28, 2025: 15% of Line 1, 2, and 3 and 100% of Line 4 (*shown above*)
- November 17, 2025: balance of your 2025 aid payments

County and Municipal Aid

Under state law, the county and municipal aid paid to each county and municipality must be equal to the amount determined in 2012 (sec. 79.036, Wis. Stats.) and adjusted for fallen protective services insurance reimbursement (sec. 79.036(4), Wis. Stats.).

County and Municipal Aid Calculation	
1. Prior year county and municipal aid	\$120,700.12
2. Increase due to sales tax revenue, including adjustments (<i>district changes</i>)	\$2,776.10
3. Fallen protective services insurance adjustment	-\$8.92
4. Fallen protective services insurance reimbursement (<i>reported to DOR</i>)	\$0.00
5. Total County and Municipal Aid (sum of Lines 1-4)	\$123,467.30

Utility Aid

- Under state law, utility aid is distributed to each county and municipality where tax-exempt utility property is located (sec. 79.04, Wis. Stats.)
- Utility companies report utility property information to DOR annually
- DOR uses the provided information to accurately calculate utility aid (*shown below*)

Utility Aid Calculation	
1. Net book value, <i>as of December 31, 2024 (including expected additions/retirements)</i>	\$3,508,219.00
2. Total net book value payment	\$19,101.85
3. Minimum payment	\$0.00
4. Megawatt capacity	0.0
5. Megawatt capacity payment	\$0.00
6. Closed/decommissioned production plant (phased down) payment	\$0.00
7. Subtotal (<i>sum of Lines 2, 3, 5 and 6</i>)	\$19,101.85
8. Population cap	\$1,151,875.00
9. Adjusted subtotal (<i>lesser of Line 7 or Line 8</i>)	\$19,101.85
10. Adjacent site incentive payment	\$0.00
11. Baseload incentive payment	\$0.00
12. Co-generation incentive payment	\$0.00
13. Alternative energy incentive payment	\$0.00
14. Total incentive payments (<i>sum of Lines 10 through 13</i>)	\$0.00
15. Spent nuclear fuel payment	\$0.00
16. Total Utility Aid – this is the utility aid payment listed on the front of the estimate (<i>sum of Lines 9, 14 and 15</i>)	\$19,101.85

Supplemental County and Municipal Aid

- Under state law, supplemental county and municipal aid paid to each county and municipality is determined by 2023 Wisconsin Act 12 (sec. 79.037, Wis. Stats.)
- For detailed information, review [county and municipal aid spreadsheet](#)

Supplemental County and Municipal Aid Calculation	
1. Prior year supplemental county and municipal aid	\$243,555.00
2. Increase due to sales tax revenue including adjustments (<i>district changes</i>)	\$5,601.76
3. Total Supplemental County and Municipal Aid (<i>sum of Lines 1 and 2</i>)	\$249,156.76

Expenditure Restraint Incentive Program

- Only municipalities are eligible to receive Expenditure Restraint Incentive Program (ERIP) payments
- Under state law, in 2025, each municipality will receive a payment that is equal to the amount of the payment received by the municipality in 2024 (sec. 79.05(4), Wis. Stats., from 2023 WI Act 12 – notwithstanding subs. (2) and (3))

Contact Information

If you have questions, contact us at lgs@wisconsin.gov, (608) 266-8618 or (608) 261-5167.



State of Wisconsin • DEPARTMENT OF REVENUE

DIVISION OF STATE AND LOCAL FINANCE • BUREAU OF LOCAL GOVERNMENT SERVICES • 2135 RIMROCK RD MADISON, WI 53713

Mailing Address:
PO Box 8971 #6-97
Madison WI 53708-8971
Fax: (608) 264-6887
lgs@wisconsin.gov

September 13, 2024

LISA ELLIS
TOWN OF BEETOWN
8910 SLABTOWN RD
LANCASTER WI 53813

Notice of Shared Revenue – 2025 Original Estimate

Notice Information

The Wisconsin Department of Revenue (DOR) is providing the **estimated** shared revenue amounts your local government will receive in 2025 under current state law for county and municipal aid, supplemental county and municipal aid, utility aid and the expenditure restraint incentive program. This does not include adjustments, shown on the July and November payment notices.

District	TOWN OF BEETOWN	County	GRANT	Co-muni code	22-002
-----------------	-----------------	---------------	-------	---------------------	--------

Estimate Information

For an explanation of each aid payment listed below, review the additional information in this notice.

2025 Original Estimate	
1. County and municipal aid	\$67,717.71
2. Utility aid	\$0.00
3. Supplemental county and municipal aid	\$43,102.57
4. Expenditure restraint incentive program	\$0.00
5. Total Estimated 2025 Payments (sum of Lines 1-4)	\$110,820.28

Payment Information

Your local government will receive two distributions in 2025 :

- July 28, 2025: 15% of Line 1, 2, and 3 and 100% of Line 4 (*shown above*)
- November 17, 2025: balance of your 2025 aid payments

County and Municipal Aid

Under state law, the county and municipal aid paid to each county and municipality must be equal to the amount determined in 2012 (sec. 79.036, Wis. Stats.) and adjusted for fallen protective services insurance reimbursement (sec. 79.036(4), Wis. Stats.).

County and Municipal Aid Calculation	
1. Prior year county and municipal aid	\$66,200.00
2. Increase due to sales tax revenue, including adjustments (<i>district changes</i>)	\$1,522.60
3. Fallen protective services insurance adjustment	-\$4.89
4. Fallen protective services insurance reimbursement (<i>reported to DOR</i>)	\$0.00
5. Total County and Municipal Aid (sum of Lines 1-4)	\$67,717.71

Utility Aid

- Under state law, utility aid is distributed to each county and municipality where tax-exempt utility property is located (sec. 79.04, Wis. Stats.)
- Utility companies report utility property information to DOR annually
- DOR uses the provided information to accurately calculate utility aid (*shown below*)

Utility Aid Calculation	
1. Net book value, <i>as of December 31, 2024 (including expected additions/retirements)</i>	\$0.00
2. Total net book value payment	\$0.00
3. Minimum payment	\$0.00
4. Megawatt capacity	0.0
5. Megawatt capacity payment	\$0.00
6. Closed/decommissioned production plant (phased down) payment	\$0.00
7. Subtotal (<i>sum of Lines 2, 3, 5 and 6</i>)	\$0.00
8. Population cap	\$305,150.00
9. Adjusted subtotal (<i>lesser of Line 7 or Line 8</i>)	\$0.00
10. Adjacent site incentive payment	\$0.00
11. Baseload incentive payment	\$0.00
12. Co-generation incentive payment	\$0.00
13. Alternative energy incentive payment	\$0.00
14. Total incentive payments (<i>sum of Lines 10 through 13</i>)	\$0.00
15. Spent nuclear fuel payment	\$0.00
16. Total Utility Aid – this is the utility aid payment listed on the front of the estimate (<i>sum of Lines 9, 14 and 15</i>)	\$0.00

Supplemental County and Municipal Aid

- Under state law, supplemental county and municipal aid paid to each county and municipality is determined by 2023 Wisconsin Act 12 (sec. 79.037, Wis. Stats.)
- For detailed information, review [county and municipal aid spreadsheet](#)

Supplemental County and Municipal Aid Calculation	
1. Prior year supplemental county and municipal aid	\$42,133.50
2. Increase due to sales tax revenue including adjustments (<i>district changes</i>)	\$969.07
3. Total Supplemental County and Municipal Aid (<i>sum of Lines 1 and 2</i>)	\$43,102.57

Expenditure Restraint Incentive Program

- Only municipalities are eligible to receive Expenditure Restraint Incentive Program (ERIP) payments
- Under state law, in 2025, each municipality will receive a payment that is equal to the amount of the payment received by the municipality in 2024 (sec. 79.05(4), Wis. Stats., from 2023 WI Act 12 – notwithstanding subs. (2) and (3))

Contact Information

If you have questions, contact us at lgs@wisconsin.gov, (608) 266-8618 or (608) 261-5167.



State of Wisconsin • DEPARTMENT OF REVENUE

DIVISION OF STATE AND LOCAL FINANCE • BUREAU OF LOCAL GOVERNMENT SERVICES • 2135 RIMROCK RD MADISON, WI 53713

Mailing Address:
PO Box 8971 #6-97
Madison WI 53708-8971
Fax: (608) 264-6887
lgs@wisconsin.gov

September 13, 2024

JANE PATTERSON
TOWN OF BLOOMINGTON
10473 ASPEN ROAD
BLOOMINGTON WI 53804-9704

Notice of Shared Revenue – 2025 Original Estimate

Notice Information

The Wisconsin Department of Revenue (DOR) is providing the **estimated** shared revenue amounts your local government will receive in 2025 under current state law for county and municipal aid, supplemental county and municipal aid, utility aid and the expenditure restraint incentive program. This does not include adjustments, shown on the July and November payment notices.

District	TOWN OF BLOOMINGTON	County	GRANT	Co-muni code	22-004
-----------------	---------------------	---------------	-------	---------------------	--------

Estimate Information

For an explanation of each aid payment listed below, review the additional information in this notice.

2025 Original Estimate	
1. County and municipal aid	\$21,554.28
2. Utility aid	\$11,176.91
3. Supplemental county and municipal aid	\$36,416.30
4. Expenditure restraint incentive program	\$0.00
5. Total Estimated 2025 Payments (sum of Lines 1-4)	\$69,147.49

Payment Information

Your local government will receive two distributions in 2025 :

- July 28, 2025: 15% of Line 1, 2, and 3 and 100% of Line 4 (*shown above*)
- November 17, 2025: balance of your 2025 aid payments

County and Municipal Aid

Under state law, the county and municipal aid paid to each county and municipality must be equal to the amount determined in 2012 (sec. 79.036, Wis. Stats.) and adjusted for fallen protective services insurance reimbursement (sec. 79.036(4), Wis. Stats.).

County and Municipal Aid Calculation	
1. Prior year county and municipal aid	\$21,071.20
2. Increase due to sales tax revenue, including adjustments (<i>district changes</i>)	\$484.64
3. Fallen protective services insurance adjustment	-\$1.56
4. Fallen protective services insurance reimbursement (<i>reported to DOR</i>)	\$0.00
5. Total County and Municipal Aid (sum of Lines 1-4)	\$21,554.28

Utility Aid

- Under state law, utility aid is distributed to each county and municipality where tax-exempt utility property is located (sec. 79.04, Wis. Stats.)
- Utility companies report utility property information to DOR annually
- DOR uses the provided information to accurately calculate utility aid (*shown below*)

Utility Aid Calculation	
1. Net book value, <i>as of December 31, 2024 (including expected additions/retirements)</i>	\$3,725,636.00
2. Total net book value payment	\$11,176.91
3. Minimum payment	\$0.00
4. Megawatt capacity	0.0
5. Megawatt capacity payment	\$0.00
6. Closed/decommissioned production plant (phased down) payment	\$0.00
7. Subtotal (<i>sum of Lines 2, 3, 5 and 6</i>)	\$11,176.91
8. Population cap	\$137,275.00
9. Adjusted subtotal (<i>lesser of Line 7 or Line 8</i>)	\$11,176.91
10. Adjacent site incentive payment	\$0.00
11. Baseload incentive payment	\$0.00
12. Co-generation incentive payment	\$0.00
13. Alternative energy incentive payment	\$0.00
14. Total incentive payments (<i>sum of Lines 10 through 13</i>)	\$0.00
15. Spent nuclear fuel payment	\$0.00
16. Total Utility Aid – this is the utility aid payment listed on the front of the estimate (<i>sum of Lines 9, 14 and 15</i>)	\$11,176.91

Supplemental County and Municipal Aid

- Under state law, supplemental county and municipal aid paid to each county and municipality is determined by 2023 Wisconsin Act 12 (sec. 79.037, Wis. Stats.)
- For detailed information, review [county and municipal aid spreadsheet](#)

Supplemental County and Municipal Aid Calculation	
1. Prior year supplemental county and municipal aid	\$35,597.56
2. Increase due to sales tax revenue including adjustments (<i>district changes</i>)	\$818.74
3. Total Supplemental County and Municipal Aid (<i>sum of Lines 1 and 2</i>)	\$36,416.30

Expenditure Restraint Incentive Program

- Only municipalities are eligible to receive Expenditure Restraint Incentive Program (ERIP) payments
- Under state law, in 2025, each municipality will receive a payment that is equal to the amount of the payment received by the municipality in 2024 (sec. 79.05(4), Wis. Stats., from 2023 WI Act 12 – notwithstanding subs. (2) and (3))

Contact Information

If you have questions, contact us at lgs@wisconsin.gov, (608) 266-8618 or (608) 261-5167.



State of Wisconsin • DEPARTMENT OF REVENUE

DIVISION OF STATE AND LOCAL FINANCE • BUREAU OF LOCAL GOVERNMENT SERVICES • 2135 RIMROCK RD MADISON, WI 53713

Mailing Address:
PO Box 8971 #6-97
Madison WI 53708-8971
Fax: (608) 264-6887
lgs@wisconsin.gov

September 13, 2024

COURTNEY ROUNDS
TOWN OF BOSCOBEL
5931 W BLUFF STREET
BOSCOBEL WI 53805

Notice of Shared Revenue – 2025 Original Estimate

Notice Information

The Wisconsin Department of Revenue (DOR) is providing the **estimated** shared revenue amounts your local government will receive in 2025 under current state law for county and municipal aid, supplemental county and municipal aid, utility aid and the expenditure restraint incentive program. This does not include adjustments, shown on the July and November payment notices.

District	TOWN OF BOSCOBEL	County	GRANT	Co-muni code	22-006
-----------------	------------------	---------------	-------	---------------------	--------

Estimate Information

For an explanation of each aid payment listed below, review the additional information in this notice.

2025 Original Estimate	
1. County and municipal aid	\$44,409.48
2. Utility aid	\$6,392.68
3. Supplemental county and municipal aid	\$37,189.95
4. Expenditure restraint incentive program	\$0.00
5. Total Estimated 2025 Payments (sum of Lines 1-4)	\$87,992.11

Payment Information

Your local government will receive two distributions in 2025 :

- July 28, 2025: 15% of Line 1, 2, and 3 and 100% of Line 4 (*shown above*)
- November 17, 2025: balance of your 2025 aid payments

County and Municipal Aid

Under state law, the county and municipal aid paid to each county and municipality must be equal to the amount determined in 2012 (sec. 79.036, Wis. Stats.) and adjusted for fallen protective services insurance reimbursement (sec. 79.036(4), Wis. Stats.).

County and Municipal Aid Calculation	
1. Prior year county and municipal aid	\$43,414.16
2. Increase due to sales tax revenue, including adjustments (<i>district changes</i>)	\$998.53
3. Fallen protective services insurance adjustment	-\$3.21
4. Fallen protective services insurance reimbursement (<i>reported to DOR</i>)	\$0.00
5. Total County and Municipal Aid (sum of Lines 1-4)	\$44,409.48

Utility Aid

- Under state law, utility aid is distributed to each county and municipality where tax-exempt utility property is located (sec. 79.04, Wis. Stats.)
- Utility companies report utility property information to DOR annually
- DOR uses the provided information to accurately calculate utility aid (*shown below*)

Utility Aid Calculation	
1. Net book value, <i>as of December 31, 2024 (including expected additions/retirements)</i>	\$2,130,892.00
2. Total net book value payment	\$6,392.68
3. Minimum payment	\$0.00
4. Megawatt capacity	0.0
5. Megawatt capacity payment	\$0.00
6. Closed/decommissioned production plant (phased down) payment	\$0.00
7. Subtotal (<i>sum of Lines 2, 3, 5 and 6</i>)	\$6,392.68
8. Population cap	\$157,675.00
9. Adjusted subtotal (<i>lesser of Line 7 or Line 8</i>)	\$6,392.68
10. Adjacent site incentive payment	\$0.00
11. Baseload incentive payment	\$0.00
12. Co-generation incentive payment	\$0.00
13. Alternative energy incentive payment	\$0.00
14. Total incentive payments (<i>sum of Lines 10 through 13</i>)	\$0.00
15. Spent nuclear fuel payment	\$0.00
16. Total Utility Aid – this is the utility aid payment listed on the front of the estimate (<i>sum of Lines 9, 14 and 15</i>)	\$6,392.68

Supplemental County and Municipal Aid

- Under state law, supplemental county and municipal aid paid to each county and municipality is determined by 2023 Wisconsin Act 12 (sec. 79.037, Wis. Stats.)
- For detailed information, review [county and municipal aid spreadsheet](#)

Supplemental County and Municipal Aid Calculation	
1. Prior year supplemental county and municipal aid	\$36,353.81
2. Increase due to sales tax revenue including adjustments (<i>district changes</i>)	\$836.14
3. Total Supplemental County and Municipal Aid (<i>sum of Lines 1 and 2</i>)	\$37,189.95

Expenditure Restraint Incentive Program

- Only municipalities are eligible to receive Expenditure Restraint Incentive Program (ERIP) payments
- Under state law, in 2025, each municipality will receive a payment that is equal to the amount of the payment received by the municipality in 2024 (sec. 79.05(4), Wis. Stats., from 2023 WI Act 12 – notwithstanding subs. (2) and (3))

Contact Information

If you have questions, contact us at lgs@wisconsin.gov, (608) 266-8618 or (608) 261-5167.



State of Wisconsin • DEPARTMENT OF REVENUE

DIVISION OF STATE AND LOCAL FINANCE • BUREAU OF LOCAL GOVERNMENT SERVICES • 2135 RIMROCK RD MADISON, WI 53713

Mailing Address:
PO Box 8971 #6-97
Madison WI 53708-8971
Fax: (608) 264-6887
lgs@wisconsin.gov

September 13, 2024

ELIZABETH WIEST
TOWN OF CASSVILLE
10461 COUNTY ROAD Y
CASSVILLE WI 53806-9671

Notice of Shared Revenue – 2025 Original Estimate

Notice Information

The Wisconsin Department of Revenue (DOR) is providing the **estimated** shared revenue amounts your local government will receive in 2025 under current state law for county and municipal aid, supplemental county and municipal aid, utility aid and the expenditure restraint incentive program. This does not include adjustments, shown on the July and November payment notices.

District	TOWN OF CASSVILLE	County	GRANT	Co-muni code	22-008
-----------------	-------------------	---------------	-------	---------------------	--------

Estimate Information

For an explanation of each aid payment listed below, review the additional information in this notice.

2025 Original Estimate	
1. County and municipal aid	\$60,745.24
2. Utility aid	\$114,829.33
3. Supplemental county and municipal aid	\$37,568.16
4. Expenditure restraint incentive program	\$0.00
5. Total Estimated 2025 Payments (sum of Lines 1-4)	\$213,142.73

Payment Information

Your local government will receive two distributions in 2025 :

- July 28, 2025: 15% of Line 1, 2, and 3 and 100% of Line 4 (*shown above*)
- November 17, 2025: balance of your 2025 aid payments

County and Municipal Aid

Under state law, the county and municipal aid paid to each county and municipality must be equal to the amount determined in 2012 (sec. 79.036, Wis. Stats.) and adjusted for fallen protective services insurance reimbursement (sec. 79.036(4), Wis. Stats.).

County and Municipal Aid Calculation	
1. Prior year county and municipal aid	\$59,383.80
2. Increase due to sales tax revenue, including adjustments (<i>district changes</i>)	\$1,365.83
3. Fallen protective services insurance adjustment	-\$4.39
4. Fallen protective services insurance reimbursement (<i>reported to DOR</i>)	\$0.00
5. Total County and Municipal Aid (sum of Lines 1-4)	\$60,745.24

Utility Aid

- Under state law, utility aid is distributed to each county and municipality where tax-exempt utility property is located (sec. 79.04, Wis. Stats.)
- Utility companies report utility property information to DOR annually
- DOR uses the provided information to accurately calculate utility aid (*shown below*)

Utility Aid Calculation	
1. Net book value, <i>as of December 31, 2024 (including expected additions/retirements)</i>	\$143,111.00
2. Total net book value payment	\$429.33
3. Minimum payment	\$0.00
4. Megawatt capacity	59.1
5. Megawatt capacity payment	\$39,400.00
6. Closed/decommissioned production plant (phased down) payment	\$0.00
7. Subtotal (<i>sum of Lines 2, 3, 5 and 6</i>)	\$39,829.33
8. Population cap	\$166,175.00
9. Adjusted subtotal (<i>lesser of Line 7 or Line 8</i>)	\$39,829.33
10. Adjacent site incentive payment	\$0.00
11. Baseload incentive payment	\$0.00
12. Co-generation incentive payment	\$0.00
13. Alternative energy incentive payment	\$75,000.00
14. Total incentive payments (<i>sum of Lines 10 through 13</i>)	\$75,000.00
15. Spent nuclear fuel payment	\$0.00
16. Total Utility Aid – this is the utility aid payment listed on the front of the estimate (<i>sum of Lines 9, 14 and 15</i>)	\$114,829.33

Supplemental County and Municipal Aid

- Under state law, supplemental county and municipal aid paid to each county and municipality is determined by 2023 Wisconsin Act 12 (sec. 79.037, Wis. Stats.)
- For detailed information, review [county and municipal aid spreadsheet](#)

Supplemental County and Municipal Aid Calculation	
1. Prior year supplemental county and municipal aid	\$36,723.52
2. Increase due to sales tax revenue including adjustments (<i>district changes</i>)	\$844.64
3. Total Supplemental County and Municipal Aid (<i>sum of Lines 1 and 2</i>)	\$37,568.16

Expenditure Restraint Incentive Program

- Only municipalities are eligible to receive Expenditure Restraint Incentive Program (ERIP) payments
- Under state law, in 2025, each municipality will receive a payment that is equal to the amount of the payment received by the municipality in 2024 (sec. 79.05(4), Wis. Stats., from 2023 WI Act 12 – notwithstanding subs. (2) and (3))

Contact Information

If you have questions, contact us at lgs@wisconsin.gov, (608) 266-8618 or (608) 261-5167.



State of Wisconsin • DEPARTMENT OF REVENUE

DIVISION OF STATE AND LOCAL FINANCE • BUREAU OF LOCAL GOVERNMENT SERVICES • 2135 RIMROCK RD MADISON, WI 53713

Mailing Address:
PO Box 8971 #6-97
Madison WI 53708-8971
Fax: (608) 264-6887
lgs@wisconsin.gov

September 13, 2024

LAVERN HRUBES
TOWN OF CASTLE ROCK
2081 WITEK RD
MUSCODA WI 53573-9455

Notice of Shared Revenue – 2025 Original Estimate

Notice Information

The Wisconsin Department of Revenue (DOR) is providing the **estimated** shared revenue amounts your local government will receive in 2025 under current state law for county and municipal aid, supplemental county and municipal aid, utility aid and the expenditure restraint incentive program. This does not include adjustments, shown on the July and November payment notices.

District	TOWN OF CASTLE ROCK	County	GRANT	Co-muni code	22-010
-----------------	---------------------	---------------	-------	---------------------	--------

Estimate Information

For an explanation of each aid payment listed below, review the additional information in this notice.

2025 Original Estimate	
1. County and municipal aid	\$26,953.60
2. Utility aid	\$144.64
3. Supplemental county and municipal aid	\$34,834.50
4. Expenditure restraint incentive program	\$0.00
5. Total Estimated 2025 Payments (sum of Lines 1-4)	\$61,932.74

Payment Information

Your local government will receive two distributions in 2025 :

- July 28, 2025: 15% of Line 1, 2, and 3 and 100% of Line 4 (*shown above*)
- November 17, 2025: balance of your 2025 aid payments

County and Municipal Aid

Under state law, the county and municipal aid paid to each county and municipality must be equal to the amount determined in 2012 (sec. 79.036, Wis. Stats.) and adjusted for fallen protective services insurance reimbursement (sec. 79.036(4), Wis. Stats.).

County and Municipal Aid Calculation	
1. Prior year county and municipal aid	\$26,349.51
2. Increase due to sales tax revenue, including adjustments (<i>district changes</i>)	\$606.04
3. Fallen protective services insurance adjustment	-\$1.95
4. Fallen protective services insurance reimbursement (<i>reported to DOR</i>)	\$0.00
5. Total County and Municipal Aid (sum of Lines 1-4)	\$26,953.60

Utility Aid

- Under state law, utility aid is distributed to each county and municipality where tax-exempt utility property is located (sec. 79.04, Wis. Stats.)
- Utility companies report utility property information to DOR annually
- DOR uses the provided information to accurately calculate utility aid (*shown below*)

Utility Aid Calculation	
1. Net book value, <i>as of December 31, 2024 (including expected additions/retirements)</i>	\$48,214.00
2. Total net book value payment	\$144.64
3. Minimum payment	\$0.00
4. Megawatt capacity	0.0
5. Megawatt capacity payment	\$0.00
6. Closed/decommissioned production plant (phased down) payment	\$0.00
7. Subtotal (<i>sum of Lines 2, 3, 5 and 6</i>)	\$144.64
8. Population cap	\$103,700.00
9. Adjusted subtotal (<i>lesser of Line 7 or Line 8</i>)	\$144.64
10. Adjacent site incentive payment	\$0.00
11. Baseload incentive payment	\$0.00
12. Co-generation incentive payment	\$0.00
13. Alternative energy incentive payment	\$0.00
14. Total incentive payments (<i>sum of Lines 10 through 13</i>)	\$0.00
15. Spent nuclear fuel payment	\$0.00
16. Total Utility Aid – this is the utility aid payment listed on the front of the estimate (<i>sum of Lines 9, 14 and 15</i>)	\$144.64

Supplemental County and Municipal Aid

- Under state law, supplemental county and municipal aid paid to each county and municipality is determined by 2023 Wisconsin Act 12 (sec. 79.037, Wis. Stats.)
- For detailed information, review [county and municipal aid spreadsheet](#)

Supplemental County and Municipal Aid Calculation	
1. Prior year supplemental county and municipal aid	\$34,051.32
2. Increase due to sales tax revenue including adjustments (<i>district changes</i>)	\$783.18
3. Total Supplemental County and Municipal Aid (<i>sum of Lines 1 and 2</i>)	\$34,834.50

Expenditure Restraint Incentive Program

- Only municipalities are eligible to receive Expenditure Restraint Incentive Program (ERIP) payments
- Under state law, in 2025, each municipality will receive a payment that is equal to the amount of the payment received by the municipality in 2024 (sec. 79.05(4), Wis. Stats., from 2023 WI Act 12 – notwithstanding subs. (2) and (3))

Contact Information

If you have questions, contact us at lgs@wisconsin.gov, (608) 266-8618 or (608) 261-5167.



State of Wisconsin • DEPARTMENT OF REVENUE

DIVISION OF STATE AND LOCAL FINANCE • BUREAU OF LOCAL GOVERNMENT SERVICES • 2135 RIMROCK RD MADISON, WI 53713

Mailing Address:
PO Box 8971 #6-97
Madison WI 53708-8971
Fax: (608) 264-6887
lgs@wisconsin.gov

September 13, 2024

JEANNE CHRISTOPHER
TOWN OF CLIFTON
897 HOPEWELL RD
LIVINGSTON WI 53554

Notice of Shared Revenue – 2025 Original Estimate

Notice Information

The Wisconsin Department of Revenue (DOR) is providing the **estimated** shared revenue amounts your local government will receive in 2025 under current state law for county and municipal aid, supplemental county and municipal aid, utility aid and the expenditure restraint incentive program. This does not include adjustments, shown on the July and November payment notices.

District	TOWN OF CLIFTON	County	GRANT	Co-muni code	22-012
-----------------	-----------------	---------------	-------	---------------------	--------

Estimate Information

For an explanation of each aid payment listed below, review the additional information in this notice.

2025 Original Estimate	
1. County and municipal aid	\$17,744.61
2. Utility aid	\$57,416.67
3. Supplemental county and municipal aid	\$37,361.86
4. Expenditure restraint incentive program	\$0.00
5. Total Estimated 2025 Payments (sum of Lines 1-4)	\$112,523.14

Payment Information

Your local government will receive two distributions in 2025 :

- July 28, 2025: 15% of Line 1, 2, and 3 and 100% of Line 4 (*shown above*)
- November 17, 2025: balance of your 2025 aid payments

County and Municipal Aid

Under state law, the county and municipal aid paid to each county and municipality must be equal to the amount determined in 2012 (sec. 79.036, Wis. Stats.) and adjusted for fallen protective services insurance reimbursement (sec. 79.036(4), Wis. Stats.).

County and Municipal Aid Calculation	
1. Prior year county and municipal aid	\$17,346.91
2. Increase due to sales tax revenue, including adjustments (<i>district changes</i>)	\$398.98
3. Fallen protective services insurance adjustment	-\$1.28
4. Fallen protective services insurance reimbursement (<i>reported to DOR</i>)	\$0.00
5. Total County and Municipal Aid (sum of Lines 1-4)	\$17,744.61

Utility Aid

- Under state law, utility aid is distributed to each county and municipality where tax-exempt utility property is located (sec. 79.04, Wis. Stats.)
- Utility companies report utility property information to DOR annually
- DOR uses the provided information to accurately calculate utility aid (*shown below*)

Utility Aid Calculation	
1. Net book value, as of December 31, 2024 (including expected additions/retirements)	\$0.00
2. Total net book value payment	\$0.00
3. Minimum payment	\$0.00
4. Megawatt capacity	26.5
5. Megawatt capacity payment	\$17,666.67
6. Closed/decommissioned production plant (phased down) payment	\$0.00
7. Subtotal (sum of Lines 2, 3, 5 and 6)	\$17,666.67
8. Population cap	\$167,025.00
9. Adjusted subtotal (lesser of Line 7 or Line 8)	\$17,666.67
10. Adjacent site incentive payment	\$0.00
11. Baseload incentive payment	\$0.00
12. Co-generation incentive payment	\$0.00
13. Alternative energy incentive payment	\$39,750.00
14. Total incentive payments (sum of Lines 10 through 13)	\$39,750.00
15. Spent nuclear fuel payment	\$0.00
16. Total Utility Aid – this is the utility aid payment listed on the front of the estimate (sum of Lines 9, 14 and 15)	\$57,416.67

Supplemental County and Municipal Aid

- Under state law, supplemental county and municipal aid paid to each county and municipality is determined by 2023 Wisconsin Act 12 (sec. 79.037, Wis. Stats.)
- For detailed information, review [county and municipal aid spreadsheet](#)

Supplemental County and Municipal Aid Calculation	
1. Prior year supplemental county and municipal aid	\$36,521.86
2. Increase due to sales tax revenue including adjustments (<i>district changes</i>)	\$840.00
3. Total Supplemental County and Municipal Aid (sum of Lines 1 and 2)	\$37,361.86

Expenditure Restraint Incentive Program

- Only municipalities are eligible to receive Expenditure Restraint Incentive Program (ERIP) payments
- Under state law, in 2025, each municipality will receive a payment that is equal to the amount of the payment received by the municipality in 2024 (sec. 79.05(4), Wis. Stats., from 2023 WI Act 12 – notwithstanding subs. (2) and (3))

Contact Information

If you have questions, contact us at lgs@wisconsin.gov, (608) 266-8618 or (608) 261-5167.



State of Wisconsin • DEPARTMENT OF REVENUE

DIVISION OF STATE AND LOCAL FINANCE • BUREAU OF LOCAL GOVERNMENT SERVICES • 2135 RIMROCK RD MADISON, WI 53713

Mailing Address:
PO Box 8971 #6-97
Madison WI 53708-8971
Fax: (608) 264-6887
lgs@wisconsin.gov

September 13, 2024

KARLA SCHWANTES
TOWN OF ELLENBORO
4273 KINGSFORD RD
LANCASTER WI 53813-9634

Notice of Shared Revenue – 2025 Original Estimate

Notice Information

The Wisconsin Department of Revenue (DOR) is providing the **estimated** shared revenue amounts your local government will receive in 2025 under current state law for county and municipal aid, supplemental county and municipal aid, utility aid and the expenditure restraint incentive program. This does not include adjustments, shown on the July and November payment notices.

District	TOWN OF ELLENBORO	County	GRANT	Co-muni code	22-014
-----------------	-------------------	---------------	-------	---------------------	--------

Estimate Information

For an explanation of each aid payment listed below, review the additional information in this notice.

2025 Original Estimate	
1. County and municipal aid	\$46,736.90
2. Utility aid	\$0.00
3. Supplemental county and municipal aid	\$40,799.71
4. Expenditure restraint incentive program	\$0.00
5. Total Estimated 2025 Payments (sum of Lines 1-4)	\$87,536.61

Payment Information

Your local government will receive two distributions in 2025 :

- July 28, 2025: 15% of Line 1, 2, and 3 and 100% of Line 4 (*shown above*)
- November 17, 2025: balance of your 2025 aid payments

County and Municipal Aid

Under state law, the county and municipal aid paid to each county and municipality must be equal to the amount determined in 2012 (sec. 79.036, Wis. Stats.) and adjusted for fallen protective services insurance reimbursement (sec. 79.036(4), Wis. Stats.).

County and Municipal Aid Calculation	
1. Prior year county and municipal aid	\$45,689.42
2. Increase due to sales tax revenue, including adjustments (<i>district changes</i>)	\$1,050.86
3. Fallen protective services insurance adjustment	-\$3.38
4. Fallen protective services insurance reimbursement (<i>reported to DOR</i>)	\$0.00
5. Total County and Municipal Aid (sum of Lines 1-4)	\$46,736.90

Utility Aid

- Under state law, utility aid is distributed to each county and municipality where tax-exempt utility property is located (sec. 79.04, Wis. Stats.)
- Utility companies report utility property information to DOR annually
- DOR uses the provided information to accurately calculate utility aid (*shown below*)

Utility Aid Calculation	
1. Net book value, as of December 31, 2024 (including expected additions/retirements)	\$0.00
2. Total net book value payment	\$0.00
3. Minimum payment	\$0.00
4. Megawatt capacity	0.0
5. Megawatt capacity payment	\$0.00
6. Closed/decommissioned production plant (phased down) payment	\$0.00
7. Subtotal (sum of Lines 2, 3, 5 and 6)	\$0.00
8. Population cap	\$249,900.00
9. Adjusted subtotal (lesser of Line 7 or Line 8)	\$0.00
10. Adjacent site incentive payment	\$0.00
11. Baseload incentive payment	\$0.00
12. Co-generation incentive payment	\$0.00
13. Alternative energy incentive payment	\$0.00
14. Total incentive payments (sum of Lines 10 through 13)	\$0.00
15. Spent nuclear fuel payment	\$0.00
16. Total Utility Aid – this is the utility aid payment listed on the front of the estimate (sum of Lines 9, 14 and 15)	\$0.00

Supplemental County and Municipal Aid

- Under state law, supplemental county and municipal aid paid to each county and municipality is determined by 2023 Wisconsin Act 12 (sec. 79.037, Wis. Stats.)
- For detailed information, review [county and municipal aid spreadsheet](#)

Supplemental County and Municipal Aid Calculation	
1. Prior year supplemental county and municipal aid	\$39,882.41
2. Increase due to sales tax revenue including adjustments (district changes)	\$917.30
3. Total Supplemental County and Municipal Aid (sum of Lines 1 and 2)	\$40,799.71

Expenditure Restraint Incentive Program

- Only municipalities are eligible to receive Expenditure Restraint Incentive Program (ERIP) payments
- Under state law, in 2025, each municipality will receive a payment that is equal to the amount of the payment received by the municipality in 2024 (sec. 79.05(4), Wis. Stats., from 2023 WI Act 12 – notwithstanding subs. (2) and (3))

Contact Information

If you have questions, contact us at lgs@wisconsin.gov, (608) 266-8618 or (608) 261-5167.



State of Wisconsin • DEPARTMENT OF REVENUE

DIVISION OF STATE AND LOCAL FINANCE • BUREAU OF LOCAL GOVERNMENT SERVICES • 2135 RIMROCK RD MADISON, WI 53713

Mailing Address:
PO Box 8971 #6-97
Madison WI 53708-8971
Fax: (608) 264-6887
lgs@wisconsin.gov

September 13, 2024

MARY WOELFEL
TOWN OF FENNIMORE
PO BOX 202
FENNIMORE WI 53809-0202

Notice of Shared Revenue – 2025 Original Estimate

Notice Information

The Wisconsin Department of Revenue (DOR) is providing the **estimated** shared revenue amounts your local government will receive in 2025 under current state law for county and municipal aid, supplemental county and municipal aid, utility aid and the expenditure restraint incentive program. This does not include adjustments, shown on the July and November payment notices.

District	TOWN OF FENNIMORE	County	GRANT	Co-muni code	22-016
-----------------	-------------------	---------------	-------	---------------------	--------

Estimate Information

For an explanation of each aid payment listed below, review the additional information in this notice.

2025 Original Estimate	
1. County and municipal aid	\$27,920.77
2. Utility aid	\$381.13
3. Supplemental county and municipal aid	\$40,816.89
4. Expenditure restraint incentive program	\$0.00
5. Total Estimated 2025 Payments (sum of Lines 1-4)	\$69,118.79

Payment Information

Your local government will receive two distributions in 2025 :

- July 28, 2025: 15% of Line 1, 2, and 3 and 100% of Line 4 (*shown above*)
- November 17, 2025: balance of your 2025 aid payments

County and Municipal Aid

Under state law, the county and municipal aid paid to each county and municipality must be equal to the amount determined in 2012 (sec. 79.036, Wis. Stats.) and adjusted for fallen protective services insurance reimbursement (sec. 79.036(4), Wis. Stats.).

County and Municipal Aid Calculation	
1. Prior year county and municipal aid	\$27,295.01
2. Increase due to sales tax revenue, including adjustments (<i>district changes</i>)	\$627.78
3. Fallen protective services insurance adjustment	-\$2.02
4. Fallen protective services insurance reimbursement (<i>reported to DOR</i>)	\$0.00
5. Total County and Municipal Aid (sum of Lines 1-4)	\$27,920.77

Utility Aid

- Under state law, utility aid is distributed to each county and municipality where tax-exempt utility property is located (sec. 79.04, Wis. Stats.)
- Utility companies report utility property information to DOR annually
- DOR uses the provided information to accurately calculate utility aid (*shown below*)

Utility Aid Calculation	
1. Net book value, <i>as of December 31, 2024 (including expected additions/retirements)</i>	\$127,044.00
2. Total net book value payment	\$381.13
3. Minimum payment	\$0.00
4. Megawatt capacity	0.0
5. Megawatt capacity payment	\$0.00
6. Closed/decommissioned production plant (phased down) payment	\$0.00
7. Subtotal (<i>sum of Lines 2, 3, 5 and 6</i>)	\$381.13
8. Population cap	\$251,175.00
9. Adjusted subtotal (<i>lesser of Line 7 or Line 8</i>)	\$381.13
10. Adjacent site incentive payment	\$0.00
11. Baseload incentive payment	\$0.00
12. Co-generation incentive payment	\$0.00
13. Alternative energy incentive payment	\$0.00
14. Total incentive payments (<i>sum of Lines 10 through 13</i>)	\$0.00
15. Spent nuclear fuel payment	\$0.00
16. Total Utility Aid – this is the utility aid payment listed on the front of the estimate (<i>sum of Lines 9, 14 and 15</i>)	\$381.13

Supplemental County and Municipal Aid

- Under state law, supplemental county and municipal aid paid to each county and municipality is determined by 2023 Wisconsin Act 12 (sec. 79.037, Wis. Stats.)
- For detailed information, review [county and municipal aid spreadsheet](#)

Supplemental County and Municipal Aid Calculation	
1. Prior year supplemental county and municipal aid	\$39,899.21
2. Increase due to sales tax revenue including adjustments (<i>district changes</i>)	\$917.68
3. Total Supplemental County and Municipal Aid (<i>sum of Lines 1 and 2</i>)	\$40,816.89

Expenditure Restraint Incentive Program

- Only municipalities are eligible to receive Expenditure Restraint Incentive Program (ERIP) payments
- Under state law, in 2025, each municipality will receive a payment that is equal to the amount of the payment received by the municipality in 2024 (sec. 79.05(4), Wis. Stats., from 2023 WI Act 12 – notwithstanding subs. (2) and (3))

Contact Information

If you have questions, contact us at lgs@wisconsin.gov, (608) 266-8618 or (608) 261-5167.



State of Wisconsin • DEPARTMENT OF REVENUE

DIVISION OF STATE AND LOCAL FINANCE • BUREAU OF LOCAL GOVERNMENT SERVICES • 2135 RIMROCK RD MADISON, WI 53713

Mailing Address:
PO Box 8971 #6-97
Madison WI 53708-8971
Fax: (608) 264-6887
lgs@wisconsin.gov

September 13, 2024

LOIS NEMITZ
TOWN OF GLEN HAVEN
11037 CANAL ST
GLEN HAVEN WI 53810

Notice of Shared Revenue – 2025 Original Estimate

Notice Information

The Wisconsin Department of Revenue (DOR) is providing the **estimated** shared revenue amounts your local government will receive in 2025 under current state law for county and municipal aid, supplemental county and municipal aid, utility aid and the expenditure restraint incentive program. This does not include adjustments, shown on the July and November payment notices.

District	TOWN OF GLEN HAVEN	County	GRANT	Co-muni code	22-018
-----------------	--------------------	---------------	-------	---------------------	--------

Estimate Information

For an explanation of each aid payment listed below, review the additional information in this notice.

2025 Original Estimate	
1. County and municipal aid	\$30,344.95
2. Utility aid	\$194.87
3. Supplemental county and municipal aid	\$36,983.65
4. Expenditure restraint incentive program	\$0.00
5. Total Estimated 2025 Payments (sum of Lines 1-4)	\$67,523.47

Payment Information

Your local government will receive two distributions in 2025 :

- July 28, 2025: 15% of Line 1, 2, and 3 and 100% of Line 4 (*shown above*)
- November 17, 2025: balance of your 2025 aid payments

County and Municipal Aid

Under state law, the county and municipal aid paid to each county and municipality must be equal to the amount determined in 2012 (sec. 79.036, Wis. Stats.) and adjusted for fallen protective services insurance reimbursement (sec. 79.036(4), Wis. Stats.).

County and Municipal Aid Calculation	
1. Prior year county and municipal aid	\$29,664.85
2. Increase due to sales tax revenue, including adjustments (<i>district changes</i>)	\$682.29
3. Fallen protective services insurance adjustment	-\$2.19
4. Fallen protective services insurance reimbursement (<i>reported to DOR</i>)	\$0.00
5. Total County and Municipal Aid (sum of Lines 1-4)	\$30,344.95

Utility Aid

- Under state law, utility aid is distributed to each county and municipality where tax-exempt utility property is located (sec. 79.04, Wis. Stats.)
- Utility companies report utility property information to DOR annually
- DOR uses the provided information to accurately calculate utility aid (*shown below*)

Utility Aid Calculation	
1. Net book value, <i>as of December 31, 2024 (including expected additions/retirements)</i>	\$64,957.00
2. Total net book value payment	\$194.87
3. Minimum payment	\$0.00
4. Megawatt capacity	0.0
5. Megawatt capacity payment	\$0.00
6. Closed/decommissioned production plant (phased down) payment	\$0.00
7. Subtotal (<i>sum of Lines 2, 3, 5 and 6</i>)	\$194.87
8. Population cap	\$153,425.00
9. Adjusted subtotal (<i>lesser of Line 7 or Line 8</i>)	\$194.87
10. Adjacent site incentive payment	\$0.00
11. Baseload incentive payment	\$0.00
12. Co-generation incentive payment	\$0.00
13. Alternative energy incentive payment	\$0.00
14. Total incentive payments (<i>sum of Lines 10 through 13</i>)	\$0.00
15. Spent nuclear fuel payment	\$0.00
16. Total Utility Aid – this is the utility aid payment listed on the front of the estimate <i>(sum of Lines 9, 14 and 15)</i>	\$194.87

Supplemental County and Municipal Aid

- Under state law, supplemental county and municipal aid paid to each county and municipality is determined by 2023 Wisconsin Act 12 (sec. 79.037, Wis. Stats.)
- For detailed information, review [county and municipal aid spreadsheet](#)

Supplemental County and Municipal Aid Calculation	
1. Prior year supplemental county and municipal aid	\$36,152.15
2. Increase due to sales tax revenue including adjustments (<i>district changes</i>)	\$831.50
3. Total Supplemental County and Municipal Aid (<i>sum of Lines 1 and 2</i>)	\$36,983.65

Expenditure Restraint Incentive Program

- Only municipalities are eligible to receive Expenditure Restraint Incentive Program (ERIP) payments
- Under state law, in 2025, each municipality will receive a payment that is equal to the amount of the payment received by the municipality in 2024 (sec. 79.05(4), Wis. Stats., from 2023 WI Act 12 – notwithstanding subs. (2) and (3))

Contact Information

If you have questions, contact us at lgs@wisconsin.gov, (608) 266-8618 or (608) 261-5167.



State of Wisconsin • DEPARTMENT OF REVENUE

DIVISION OF STATE AND LOCAL FINANCE • BUREAU OF LOCAL GOVERNMENT SERVICES • 2135 RIMROCK RD MADISON, WI 53713

Mailing Address:
PO Box 8971 #6-97
Madison WI 53708-8971
Fax: (608) 264-6887
lgs@wisconsin.gov

September 13, 2024

NATHAN NIEHAUS
TOWN OF HARRISON
6138 STANTON RD
PLATTEVILLE WI 53818-9644

Notice of Shared Revenue – 2025 Original Estimate

Notice Information

The Wisconsin Department of Revenue (DOR) is providing the **estimated** shared revenue amounts your local government will receive in 2025 under current state law for county and municipal aid, supplemental county and municipal aid, utility aid and the expenditure restraint incentive program. This does not include adjustments, shown on the July and November payment notices.

District	TOWN OF HARRISON	County	GRANT	Co-muni code	22-020
-----------------	------------------	---------------	-------	---------------------	--------

Estimate Information

For an explanation of each aid payment listed below, review the additional information in this notice.

2025 Original Estimate	
1. County and municipal aid	\$37,308.53
2. Utility aid	\$350.32
3. Supplemental county and municipal aid	\$39,768.44
4. Expenditure restraint incentive program	\$8,332.11
5. Total Estimated 2025 Payments (sum of Lines 1-4)	\$85,759.40

Payment Information

Your local government will receive two distributions in 2025 :

- July 28, 2025: 15% of Line 1, 2, and 3 and 100% of Line 4 (*shown above*)
- November 17, 2025: balance of your 2025 aid payments

County and Municipal Aid

Under state law, the county and municipal aid paid to each county and municipality must be equal to the amount determined in 2012 (sec. 79.036, Wis. Stats.) and adjusted for fallen protective services insurance reimbursement (sec. 79.036(4), Wis. Stats.).

County and Municipal Aid Calculation	
1. Prior year county and municipal aid	\$36,472.37
2. Increase due to sales tax revenue, including adjustments (<i>district changes</i>)	\$838.86
3. Fallen protective services insurance adjustment	-\$2.70
4. Fallen protective services insurance reimbursement (<i>reported to DOR</i>)	\$0.00
5. Total County and Municipal Aid (sum of Lines 1-4)	\$37,308.53

Utility Aid

- Under state law, utility aid is distributed to each county and municipality where tax-exempt utility property is located (sec. 79.04, Wis. Stats.)
- Utility companies report utility property information to DOR annually
- DOR uses the provided information to accurately calculate utility aid (*shown below*)

Utility Aid Calculation	
1. Net book value, <i>as of December 31, 2024 (including expected additions/retirements)</i>	\$116,773.00
2. Total net book value payment	\$350.32
3. Minimum payment	\$0.00
4. Megawatt capacity	0.0
5. Megawatt capacity payment	\$0.00
6. Closed/decommissioned production plant (phased down) payment	\$0.00
7. Subtotal (<i>sum of Lines 2, 3, 5 and 6</i>)	\$350.32
8. Population cap	\$223,975.00
9. Adjusted subtotal (<i>lesser of Line 7 or Line 8</i>)	\$350.32
10. Adjacent site incentive payment	\$0.00
11. Baseload incentive payment	\$0.00
12. Co-generation incentive payment	\$0.00
13. Alternative energy incentive payment	\$0.00
14. Total incentive payments (<i>sum of Lines 10 through 13</i>)	\$0.00
15. Spent nuclear fuel payment	\$0.00
16. Total Utility Aid – this is the utility aid payment listed on the front of the estimate (<i>sum of Lines 9, 14 and 15</i>)	\$350.32

Supplemental County and Municipal Aid

- Under state law, supplemental county and municipal aid paid to each county and municipality is determined by 2023 Wisconsin Act 12 (sec. 79.037, Wis. Stats.)
- For detailed information, review [county and municipal aid spreadsheet](#)

Supplemental County and Municipal Aid Calculation	
1. Prior year supplemental county and municipal aid	\$38,874.33
2. Increase due to sales tax revenue including adjustments (<i>district changes</i>)	\$894.11
3. Total Supplemental County and Municipal Aid (<i>sum of Lines 1 and 2</i>)	\$39,768.44

Expenditure Restraint Incentive Program

- Only municipalities are eligible to receive Expenditure Restraint Incentive Program (ERIP) payments
- Under state law, in 2025, each municipality will receive a payment that is equal to the amount of the payment received by the municipality in 2024 (sec. 79.05(4), Wis. Stats., from 2023 WI Act 12 – notwithstanding subs. (2) and (3))

Contact Information

If you have questions, contact us at lgs@wisconsin.gov, (608) 266-8618 or (608) 261-5167.



State of Wisconsin • DEPARTMENT OF REVENUE

DIVISION OF STATE AND LOCAL FINANCE • BUREAU OF LOCAL GOVERNMENT SERVICES • 2135 RIMROCK RD MADISON, WI 53713

Mailing Address:
PO Box 8971 #6-97
Madison WI 53708-8971
Fax: (608) 264-6887
lgs@wisconsin.gov

September 13, 2024

PAUL HENDRICKS
TOWN OF HAZEL GREEN
1532 COUNTY HWY Z
CUBA CITY WI 53807-9726

Notice of Shared Revenue – 2025 Original Estimate

Notice Information

The Wisconsin Department of Revenue (DOR) is providing the **estimated** shared revenue amounts your local government will receive in 2025 under current state law for county and municipal aid, supplemental county and municipal aid, utility aid and the expenditure restraint incentive program. This does not include adjustments, shown on the July and November payment notices.

District	TOWN OF HAZEL GREEN	County	GRANT	Co-muni code	22-022
-----------------	---------------------	---------------	-------	---------------------	--------

Estimate Information

For an explanation of each aid payment listed below, review the additional information in this notice.

2025 Original Estimate	
1. County and municipal aid	\$72,091.05
2. Utility aid	\$261.13
3. Supplemental county and municipal aid	\$49,579.47
4. Expenditure restraint incentive program	\$0.00
5. Total Estimated 2025 Payments (sum of Lines 1-4)	\$121,931.65

Payment Information

Your local government will receive two distributions in 2025 :

- July 28, 2025: 15% of Line 1, 2, and 3 and 100% of Line 4 (*shown above*)
- November 17, 2025: balance of your 2025 aid payments

County and Municipal Aid

Under state law, the county and municipal aid paid to each county and municipality must be equal to the amount determined in 2012 (sec. 79.036, Wis. Stats.) and adjusted for fallen protective services insurance reimbursement (sec. 79.036(4), Wis. Stats.).

County and Municipal Aid Calculation	
1. Prior year county and municipal aid	\$70,475.33
2. Increase due to sales tax revenue, including adjustments (<i>district changes</i>)	\$1,620.93
3. Fallen protective services insurance adjustment	-\$5.21
4. Fallen protective services insurance reimbursement (<i>reported to DOR</i>)	\$0.00
5. Total County and Municipal Aid (sum of Lines 1-4)	\$72,091.05

Utility Aid

- Under state law, utility aid is distributed to each county and municipality where tax-exempt utility property is located (sec. 79.04, Wis. Stats.)
- Utility companies report utility property information to DOR annually
- DOR uses the provided information to accurately calculate utility aid (*shown below*)

Utility Aid Calculation	
1. Net book value, <i>as of December 31, 2024 (including expected additions/retirements)</i>	\$87,044.00
2. Total net book value payment	\$261.13
3. Minimum payment	\$0.00
4. Megawatt capacity	0.0
5. Megawatt capacity payment	\$0.00
6. Closed/decommissioned production plant (phased down) payment	\$0.00
7. Subtotal (<i>sum of Lines 2, 3, 5 and 6</i>)	\$261.13
8. Population cap	\$451,350.00
9. Adjusted subtotal (<i>lesser of Line 7 or Line 8</i>)	\$261.13
10. Adjacent site incentive payment	\$0.00
11. Baseload incentive payment	\$0.00
12. Co-generation incentive payment	\$0.00
13. Alternative energy incentive payment	\$0.00
14. Total incentive payments (<i>sum of Lines 10 through 13</i>)	\$0.00
15. Spent nuclear fuel payment	\$0.00
16. Total Utility Aid – this is the utility aid payment listed on the front of the estimate (<i>sum of Lines 9, 14 and 15</i>)	\$261.13

Supplemental County and Municipal Aid

- Under state law, supplemental county and municipal aid paid to each county and municipality is determined by 2023 Wisconsin Act 12 (sec. 79.037, Wis. Stats.)
- For detailed information, review [county and municipal aid spreadsheet](#)

Supplemental County and Municipal Aid Calculation	
1. Prior year supplemental county and municipal aid	\$48,464.78
2. Increase due to sales tax revenue including adjustments (<i>district changes</i>)	\$1,114.69
3. Total Supplemental County and Municipal Aid (<i>sum of Lines 1 and 2</i>)	\$49,579.47

Expenditure Restraint Incentive Program

- Only municipalities are eligible to receive Expenditure Restraint Incentive Program (ERIP) payments
- Under state law, in 2025, each municipality will receive a payment that is equal to the amount of the payment received by the municipality in 2024 (sec. 79.05(4), Wis. Stats., from 2023 WI Act 12 – notwithstanding subs. (2) and (3))

Contact Information

If you have questions, contact us at lgs@wisconsin.gov, (608) 266-8618 or (608) 261-5167.



State of Wisconsin • DEPARTMENT OF REVENUE

DIVISION OF STATE AND LOCAL FINANCE • BUREAU OF LOCAL GOVERNMENT SERVICES • 2135 RIMROCK RD MADISON, WI 53713

Mailing Address:
PO Box 8971 #6-97
Madison WI 53708-8971
Fax: (608) 264-6887
lgs@wisconsin.gov

September 13, 2024

ALLEN WESTER
TOWN OF HICKORY GROVE
15292 DRY HOLLOW RD
FENNIMORE WI 53809-9532

Notice of Shared Revenue – 2025 Original Estimate

Notice Information

The Wisconsin Department of Revenue (DOR) is providing the **estimated** shared revenue amounts your local government will receive in 2025 under current state law for county and municipal aid, supplemental county and municipal aid, utility aid and the expenditure restraint incentive program. This does not include adjustments, shown on the July and November payment notices.

District	TOWN OF HICKORY GROVE	County	GRANT	Co-muni code	22-024
-----------------	-----------------------	---------------	-------	---------------------	--------

Estimate Information

For an explanation of each aid payment listed below, review the additional information in this notice.

2025 Original Estimate	
1. County and municipal aid	\$33,729.61
2. Utility aid	\$307.13
3. Supplemental county and municipal aid	\$40,748.14
4. Expenditure restraint incentive program	\$537.05
5. Total Estimated 2025 Payments (sum of Lines 1-4)	\$75,321.93

Payment Information

Your local government will receive two distributions in 2025 :

- July 28, 2025: 15% of Line 1, 2, and 3 and 100% of Line 4 (*shown above*)
- November 17, 2025: balance of your 2025 aid payments

County and Municipal Aid

Under state law, the county and municipal aid paid to each county and municipality must be equal to the amount determined in 2012 (sec. 79.036, Wis. Stats.) and adjusted for fallen protective services insurance reimbursement (sec. 79.036(4), Wis. Stats.).

County and Municipal Aid Calculation	
1. Prior year county and municipal aid	\$32,973.66
2. Increase due to sales tax revenue, including adjustments (<i>district changes</i>)	\$758.39
3. Fallen protective services insurance adjustment	-\$2.44
4. Fallen protective services insurance reimbursement (<i>reported to DOR</i>)	\$0.00
5. Total County and Municipal Aid (sum of Lines 1-4)	\$33,729.61

Utility Aid

- Under state law, utility aid is distributed to each county and municipality where tax-exempt utility property is located (sec. 79.04, Wis. Stats.)
- Utility companies report utility property information to DOR annually
- DOR uses the provided information to accurately calculate utility aid (*shown below*)

Utility Aid Calculation	
1. Net book value, as of December 31, 2024 (including expected additions/retirements)	\$102,377.00
2. Total net book value payment	\$307.13
3. Minimum payment	\$0.00
4. Megawatt capacity	0.0
5. Megawatt capacity payment	\$0.00
6. Closed/decommissioned production plant (phased down) payment	\$0.00
7. Subtotal (sum of Lines 2, 3, 5 and 6)	\$307.13
8. Population cap	\$261,375.00
9. Adjusted subtotal (lesser of Line 7 or Line 8)	\$307.13
10. Adjacent site incentive payment	\$0.00
11. Baseload incentive payment	\$0.00
12. Co-generation incentive payment	\$0.00
13. Alternative energy incentive payment	\$0.00
14. Total incentive payments (sum of Lines 10 through 13)	\$0.00
15. Spent nuclear fuel payment	\$0.00
16. Total Utility Aid – this is the utility aid payment listed on the front of the estimate (sum of Lines 9, 14 and 15)	\$307.13

Supplemental County and Municipal Aid

- Under state law, supplemental county and municipal aid paid to each county and municipality is determined by 2023 Wisconsin Act 12 (sec. 79.037, Wis. Stats.)
- For detailed information, review [county and municipal aid spreadsheet](#)

Supplemental County and Municipal Aid Calculation	
1. Prior year supplemental county and municipal aid	\$39,832.00
2. Increase due to sales tax revenue including adjustments (district changes)	\$916.14
3. Total Supplemental County and Municipal Aid (sum of Lines 1 and 2)	\$40,748.14

Expenditure Restraint Incentive Program

- Only municipalities are eligible to receive Expenditure Restraint Incentive Program (ERIP) payments
- Under state law, in 2025, each municipality will receive a payment that is equal to the amount of the payment received by the municipality in 2024 (sec. 79.05(4), Wis. Stats., from 2023 WI Act 12 – notwithstanding subs. (2) and (3))

Contact Information

If you have questions, contact us at lgs@wisconsin.gov, (608) 266-8618 or (608) 261-5167.



State of Wisconsin • DEPARTMENT OF REVENUE

DIVISION OF STATE AND LOCAL FINANCE • BUREAU OF LOCAL GOVERNMENT SERVICES • 2135 RIMROCK RD MADISON, WI 53713

Mailing Address:
PO Box 8971 #6-97
Madison WI 53708-8971
Fax: (608) 264-6887
lgs@wisconsin.gov

September 13, 2024

MICHAEL BOGE
TOWN OF JAMESTOWN
PO BOX 189
KIELER WI 53812-0189

Notice of Shared Revenue – 2025 Original Estimate

Notice Information

The Wisconsin Department of Revenue (DOR) is providing the **estimated** shared revenue amounts your local government will receive in 2025 under current state law for county and municipal aid, supplemental county and municipal aid, utility aid and the expenditure restraint incentive program. This does not include adjustments, shown on the July and November payment notices.

District	TOWN OF JAMESTOWN	County	GRANT	Co-muni code	22-026
-----------------	-------------------	---------------	-------	---------------------	--------

Estimate Information

For an explanation of each aid payment listed below, review the additional information in this notice.

2025 Original Estimate	
1. County and municipal aid	\$85,726.72
2. Utility aid	\$746.20
3. Supplemental county and municipal aid	\$68,648.77
4. Expenditure restraint incentive program	\$0.00
5. Total Estimated 2025 Payments (sum of Lines 1-4)	\$155,121.69

Payment Information

Your local government will receive two distributions in 2025 :

- July 28, 2025: 15% of Line 1, 2, and 3 and 100% of Line 4 (*shown above*)
- November 17, 2025: balance of your 2025 aid payments

County and Municipal Aid

Under state law, the county and municipal aid paid to each county and municipality must be equal to the amount determined in 2012 (sec. 79.036, Wis. Stats.) and adjusted for fallen protective services insurance reimbursement (sec. 79.036(4), Wis. Stats.).

County and Municipal Aid Calculation	
1. Prior year county and municipal aid	\$83,805.39
2. Increase due to sales tax revenue, including adjustments (<i>district changes</i>)	\$1,927.52
3. Fallen protective services insurance adjustment	-\$6.19
4. Fallen protective services insurance reimbursement (<i>reported to DOR</i>)	\$0.00
5. Total County and Municipal Aid (sum of Lines 1-4)	\$85,726.72

Utility Aid

- Under state law, utility aid is distributed to each county and municipality where tax-exempt utility property is located (sec. 79.04, Wis. Stats.)
- Utility companies report utility property information to DOR annually
- DOR uses the provided information to accurately calculate utility aid (*shown below*)

Utility Aid Calculation	
1. Net book value, <i>as of December 31, 2024 (including expected additions/retirements)</i>	\$248,732.00
2. Total net book value payment	\$746.20
3. Minimum payment	\$0.00
4. Megawatt capacity	0.0
5. Megawatt capacity payment	\$0.00
6. Closed/decommissioned production plant (phased down) payment	\$0.00
7. Subtotal (<i>sum of Lines 2, 3, 5 and 6</i>)	\$746.20
8. Population cap	\$952,850.00
9. Adjusted subtotal (<i>lesser of Line 7 or Line 8</i>)	\$746.20
10. Adjacent site incentive payment	\$0.00
11. Baseload incentive payment	\$0.00
12. Co-generation incentive payment	\$0.00
13. Alternative energy incentive payment	\$0.00
14. Total incentive payments (<i>sum of Lines 10 through 13</i>)	\$0.00
15. Spent nuclear fuel payment	\$0.00
16. Total Utility Aid – this is the utility aid payment listed on the front of the estimate (<i>sum of Lines 9, 14 and 15</i>)	\$746.20

Supplemental County and Municipal Aid

- Under state law, supplemental county and municipal aid paid to each county and municipality is determined by 2023 Wisconsin Act 12 (sec. 79.037, Wis. Stats.)
- For detailed information, review [county and municipal aid spreadsheet](#)

Supplemental County and Municipal Aid Calculation	
1. Prior year supplemental county and municipal aid	\$67,105.35
2. Increase due to sales tax revenue including adjustments (<i>district changes</i>)	\$1,543.42
3. Total Supplemental County and Municipal Aid (<i>sum of Lines 1 and 2</i>)	\$68,648.77

Expenditure Restraint Incentive Program

- Only municipalities are eligible to receive Expenditure Restraint Incentive Program (ERIP) payments
- Under state law, in 2025, each municipality will receive a payment that is equal to the amount of the payment received by the municipality in 2024 (sec. 79.05(4), Wis. Stats., from 2023 WI Act 12 – notwithstanding subs. (2) and (3))

Contact Information

If you have questions, contact us at lgs@wisconsin.gov, (608) 266-8618 or (608) 261-5167.



State of Wisconsin • DEPARTMENT OF REVENUE

DIVISION OF STATE AND LOCAL FINANCE • BUREAU OF LOCAL GOVERNMENT SERVICES • 2135 RIMROCK RD MADISON, WI 53713

Mailing Address:
PO Box 8971 #6-97
Madison WI 53708-8971
Fax: (608) 264-6887
lgs@wisconsin.gov

September 13, 2024

SHERRY SWIM
TOWN OF LIBERTY
PO BOX 84
STITZER WI 53825

Notice of Shared Revenue – 2025 Original Estimate

Notice Information

The Wisconsin Department of Revenue (DOR) is providing the **estimated** shared revenue amounts your local government will receive in 2025 under current state law for county and municipal aid, supplemental county and municipal aid, utility aid and the expenditure restraint incentive program. This does not include adjustments, shown on the July and November payment notices.

District	TOWN OF LIBERTY	County	GRANT	Co-muni code	22-028
-----------------	-----------------	---------------	-------	---------------------	--------

Estimate Information

For an explanation of each aid payment listed below, review the additional information in this notice.

2025 Original Estimate	
1. County and municipal aid	\$46,331.91
2. Utility aid	\$0.00
3. Supplemental county and municipal aid	\$40,043.45
4. Expenditure restraint incentive program	\$0.00
5. Total Estimated 2025 Payments (sum of Lines 1-4)	\$86,375.36

Payment Information

Your local government will receive two distributions in 2025 :

- July 28, 2025: 15% of Line 1, 2, and 3 and 100% of Line 4 (*shown above*)
- November 17, 2025: balance of your 2025 aid payments

County and Municipal Aid

Under state law, the county and municipal aid paid to each county and municipality must be equal to the amount determined in 2012 (sec. 79.036, Wis. Stats.) and adjusted for fallen protective services insurance reimbursement (sec. 79.036(4), Wis. Stats.).

County and Municipal Aid Calculation	
1. Prior year county and municipal aid	\$45,293.51
2. Increase due to sales tax revenue, including adjustments (<i>district changes</i>)	\$1,041.75
3. Fallen protective services insurance adjustment	-\$3.35
4. Fallen protective services insurance reimbursement (<i>reported to DOR</i>)	\$0.00
5. Total County and Municipal Aid (sum of Lines 1-4)	\$46,331.91

Utility Aid

- Under state law, utility aid is distributed to each county and municipality where tax-exempt utility property is located (sec. 79.04, Wis. Stats.)
- Utility companies report utility property information to DOR annually
- DOR uses the provided information to accurately calculate utility aid (*shown below*)

Utility Aid Calculation	
1. Net book value, <i>as of December 31, 2024 (including expected additions/retirements)</i>	\$0.00
2. Total net book value payment	\$0.00
3. Minimum payment	\$0.00
4. Megawatt capacity	0.0
5. Megawatt capacity payment	\$0.00
6. Closed/decommissioned production plant (phased down) payment	\$0.00
7. Subtotal (<i>sum of Lines 2, 3, 5 and 6</i>)	\$0.00
8. Population cap	\$227,375.00
9. Adjusted subtotal (<i>lesser of Line 7 or Line 8</i>)	\$0.00
10. Adjacent site incentive payment	\$0.00
11. Baseload incentive payment	\$0.00
12. Co-generation incentive payment	\$0.00
13. Alternative energy incentive payment	\$0.00
14. Total incentive payments (<i>sum of Lines 10 through 13</i>)	\$0.00
15. Spent nuclear fuel payment	\$0.00
16. Total Utility Aid – this is the utility aid payment listed on the front of the estimate (<i>sum of Lines 9, 14 and 15</i>)	\$0.00

Supplemental County and Municipal Aid

- Under state law, supplemental county and municipal aid paid to each county and municipality is determined by 2023 Wisconsin Act 12 (sec. 79.037, Wis. Stats.)
- For detailed information, review [county and municipal aid spreadsheet](#)

Supplemental County and Municipal Aid Calculation	
1. Prior year supplemental county and municipal aid	\$39,143.16
2. Increase due to sales tax revenue including adjustments (<i>district changes</i>)	\$900.29
3. Total Supplemental County and Municipal Aid (<i>sum of Lines 1 and 2</i>)	\$40,043.45

Expenditure Restraint Incentive Program

- Only municipalities are eligible to receive Expenditure Restraint Incentive Program (ERIP) payments
- Under state law, in 2025, each municipality will receive a payment that is equal to the amount of the payment received by the municipality in 2024 (sec. 79.05(4), Wis. Stats., from 2023 WI Act 12 – notwithstanding subs. (2) and (3))

Contact Information

If you have questions, contact us at lgs@wisconsin.gov, (608) 266-8618 or (608) 261-5167.



State of Wisconsin • DEPARTMENT OF REVENUE

DIVISION OF STATE AND LOCAL FINANCE • BUREAU OF LOCAL GOVERNMENT SERVICES • 2135 RIMROCK RD MADISON, WI 53713

Mailing Address:
PO Box 8971 #6-97
Madison WI 53708-8971
Fax: (608) 264-6887
lgs@wisconsin.gov

September 13, 2024

RENEE BAKER
TOWN OF LIMA
PO BOX 210
PLATTEVILLE WI 53818

Notice of Shared Revenue – 2025 Original Estimate

Notice Information

The Wisconsin Department of Revenue (DOR) is providing the **estimated** shared revenue amounts your local government will receive in 2025 under current state law for county and municipal aid, supplemental county and municipal aid, utility aid and the expenditure restraint incentive program. This does not include adjustments, shown on the July and November payment notices.

District	TOWN OF LIMA	County	GRANT	Co-muni code	22-030
-----------------	--------------	---------------	-------	---------------------	--------

Estimate Information

For an explanation of each aid payment listed below, review the additional information in this notice.

2025 Original Estimate	
1. County and municipal aid	\$48,554.68
2. Utility aid	\$183.26
3. Supplemental county and municipal aid	\$43,944.57
4. Expenditure restraint incentive program	\$0.00
5. Total Estimated 2025 Payments (sum of Lines 1-4)	\$92,682.51

Payment Information

Your local government will receive two distributions in 2025 :

- July 28, 2025: 15% of Line 1, 2, and 3 and 100% of Line 4 (*shown above*)
- November 17, 2025: balance of your 2025 aid payments

County and Municipal Aid

Under state law, the county and municipal aid paid to each county and municipality must be equal to the amount determined in 2012 (sec. 79.036, Wis. Stats.) and adjusted for fallen protective services insurance reimbursement (sec. 79.036(4), Wis. Stats.).

County and Municipal Aid Calculation	
1. Prior year county and municipal aid	\$47,466.46
2. Increase due to sales tax revenue, including adjustments (<i>district changes</i>)	\$1,091.73
3. Fallen protective services insurance adjustment	-\$3.51
4. Fallen protective services insurance reimbursement (<i>reported to DOR</i>)	\$0.00
5. Total County and Municipal Aid (sum of Lines 1-4)	\$48,554.68

Utility Aid

- Under state law, utility aid is distributed to each county and municipality where tax-exempt utility property is located (sec. 79.04, Wis. Stats.)
- Utility companies report utility property information to DOR annually
- DOR uses the provided information to accurately calculate utility aid (*shown below*)

Utility Aid Calculation	
1. Net book value, <i>as of December 31, 2024 (including expected additions/retirements)</i>	\$61,086.00
2. Total net book value payment	\$183.26
3. Minimum payment	\$0.00
4. Megawatt capacity	0.0
5. Megawatt capacity payment	\$0.00
6. Closed/decommissioned production plant (phased down) payment	\$0.00
7. Subtotal (<i>sum of Lines 2, 3, 5 and 6</i>)	\$183.26
8. Population cap	\$325,975.00
9. Adjusted subtotal (<i>lesser of Line 7 or Line 8</i>)	\$183.26
10. Adjacent site incentive payment	\$0.00
11. Baseload incentive payment	\$0.00
12. Co-generation incentive payment	\$0.00
13. Alternative energy incentive payment	\$0.00
14. Total incentive payments (<i>sum of Lines 10 through 13</i>)	\$0.00
15. Spent nuclear fuel payment	\$0.00
16. Total Utility Aid – this is the utility aid payment listed on the front of the estimate (<i>sum of Lines 9, 14 and 15</i>)	\$183.26

Supplemental County and Municipal Aid

- Under state law, supplemental county and municipal aid paid to each county and municipality is determined by 2023 Wisconsin Act 12 (sec. 79.037, Wis. Stats.)
- For detailed information, review [county and municipal aid spreadsheet](#)

Supplemental County and Municipal Aid Calculation	
1. Prior year supplemental county and municipal aid	\$42,956.57
2. Increase due to sales tax revenue including adjustments (<i>district changes</i>)	\$988.00
3. Total Supplemental County and Municipal Aid (<i>sum of Lines 1 and 2</i>)	\$43,944.57

Expenditure Restraint Incentive Program

- Only municipalities are eligible to receive Expenditure Restraint Incentive Program (ERIP) payments
- Under state law, in 2025, each municipality will receive a payment that is equal to the amount of the payment received by the municipality in 2024 (sec. 79.05(4), Wis. Stats., from 2023 WI Act 12 – notwithstanding subs. (2) and (3))

Contact Information

If you have questions, contact us at lgs@wisconsin.gov, (608) 266-8618 or (608) 261-5167.



State of Wisconsin • DEPARTMENT OF REVENUE

DIVISION OF STATE AND LOCAL FINANCE • BUREAU OF LOCAL GOVERNMENT SERVICES • 2135 RIMROCK RD MADISON, WI 53713

Mailing Address:
PO Box 8971 #6-97
Madison WI 53708-8971
Fax: (608) 264-6887
lgs@wisconsin.gov

September 13, 2024

JOANNE WEGMULLER-BARK
TOWN OF LITTLE GRANT
8709 COUNTY ROAD A
BLOOMINGTON WI 53804

Notice of Shared Revenue – 2025 Original Estimate

Notice Information

The Wisconsin Department of Revenue (DOR) is providing the **estimated** shared revenue amounts your local government will receive in 2025 under current state law for county and municipal aid, supplemental county and municipal aid, utility aid and the expenditure restraint incentive program. This does not include adjustments, shown on the July and November payment notices.

District	TOWN OF LITTLE GRANT	County	GRANT	Co-muni code	22-032
-----------------	----------------------	---------------	-------	---------------------	--------

Estimate Information

For an explanation of each aid payment listed below, review the additional information in this notice.

2025 Original Estimate	
1. County and municipal aid	\$25,222.63
2. Utility aid	\$0.00
3. Supplemental county and municipal aid	\$36,106.84
4. Expenditure restraint incentive program	\$161.00
5. Total Estimated 2025 Payments (sum of Lines 1-4)	\$61,490.47

Payment Information

Your local government will receive two distributions in 2025 :

- July 28, 2025: 15% of Line 1, 2, and 3 and 100% of Line 4 (*shown above*)
- November 17, 2025: balance of your 2025 aid payments

County and Municipal Aid

Under state law, the county and municipal aid paid to each county and municipality must be equal to the amount determined in 2012 (sec. 79.036, Wis. Stats.) and adjusted for fallen protective services insurance reimbursement (sec. 79.036(4), Wis. Stats.).

County and Municipal Aid Calculation	
1. Prior year county and municipal aid	\$24,657.33
2. Increase due to sales tax revenue, including adjustments (<i>district changes</i>)	\$567.12
3. Fallen protective services insurance adjustment	-\$1.82
4. Fallen protective services insurance reimbursement (<i>reported to DOR</i>)	\$0.00
5. Total County and Municipal Aid (sum of Lines 1-4)	\$25,222.63

Utility Aid

- Under state law, utility aid is distributed to each county and municipality where tax-exempt utility property is located (sec. 79.04, Wis. Stats.)
- Utility companies report utility property information to DOR annually
- DOR uses the provided information to accurately calculate utility aid (*shown below*)

Utility Aid Calculation	
1. Net book value, <i>as of December 31, 2024 (including expected additions/retirements)</i>	\$0.00
2. Total net book value payment	\$0.00
3. Minimum payment	\$0.00
4. Megawatt capacity	0.0
5. Megawatt capacity payment	\$0.00
6. Closed/decommissioned production plant (phased down) payment	\$0.00
7. Subtotal (<i>sum of Lines 2, 3, 5 and 6</i>)	\$0.00
8. Population cap	\$132,175.00
9. Adjusted subtotal (<i>lesser of Line 7 or Line 8</i>)	\$0.00
10. Adjacent site incentive payment	\$0.00
11. Baseload incentive payment	\$0.00
12. Co-generation incentive payment	\$0.00
13. Alternative energy incentive payment	\$0.00
14. Total incentive payments (<i>sum of Lines 10 through 13</i>)	\$0.00
15. Spent nuclear fuel payment	\$0.00
16. Total Utility Aid – this is the utility aid payment listed on the front of the estimate (<i>sum of Lines 9, 14 and 15</i>)	\$0.00

Supplemental County and Municipal Aid

- Under state law, supplemental county and municipal aid paid to each county and municipality is determined by 2023 Wisconsin Act 12 (sec. 79.037, Wis. Stats.)
- For detailed information, review [county and municipal aid spreadsheet](#)

Supplemental County and Municipal Aid Calculation	
1. Prior year supplemental county and municipal aid	\$35,295.05
2. Increase due to sales tax revenue including adjustments (<i>district changes</i>)	\$811.79
3. Total Supplemental County and Municipal Aid (<i>sum of Lines 1 and 2</i>)	\$36,106.84

Expenditure Restraint Incentive Program

- Only municipalities are eligible to receive Expenditure Restraint Incentive Program (ERIP) payments
- Under state law, in 2025, each municipality will receive a payment that is equal to the amount of the payment received by the municipality in 2024 (sec. 79.05(4), Wis. Stats., from 2023 WI Act 12 – notwithstanding subs. (2) and (3))

Contact Information

If you have questions, contact us at lgs@wisconsin.gov, (608) 266-8618 or (608) 261-5167.



State of Wisconsin • DEPARTMENT OF REVENUE

DIVISION OF STATE AND LOCAL FINANCE • BUREAU OF LOCAL GOVERNMENT SERVICES • 2135 RIMROCK RD MADISON, WI 53713

Mailing Address:
PO Box 8971 #6-97
Madison WI 53708-8971
Fax: (608) 264-6887
lgs@wisconsin.gov

September 13, 2024

JUDITH BOUGHTON
TOWN OF MARION
16481 O SHADOW LANE
BOSCOBEL WI 53805

Notice of Shared Revenue – 2025 Original Estimate

Notice Information

The Wisconsin Department of Revenue (DOR) is providing the **estimated** shared revenue amounts your local government will receive in 2025 under current state law for county and municipal aid, supplemental county and municipal aid, utility aid and the expenditure restraint incentive program. This does not include adjustments, shown on the July and November payment notices.

District	TOWN OF MARION	County	GRANT	Co-muni code	22-034
-----------------	----------------	---------------	-------	---------------------	--------

Estimate Information

For an explanation of each aid payment listed below, review the additional information in this notice.

2025 Original Estimate	
1. County and municipal aid	\$41,040.76
2. Utility aid	\$0.00
3. Supplemental county and municipal aid	\$41,469.99
4. Expenditure restraint incentive program	\$0.00
5. Total Estimated 2025 Payments (sum of Lines 1-4)	\$82,510.75

Payment Information

Your local government will receive two distributions in 2025 :

- July 28, 2025: 15% of Line 1, 2, and 3 and 100% of Line 4 (*shown above*)
- November 17, 2025: balance of your 2025 aid payments

County and Municipal Aid

Under state law, the county and municipal aid paid to each county and municipality must be equal to the amount determined in 2012 (sec. 79.036, Wis. Stats.) and adjusted for fallen protective services insurance reimbursement (sec. 79.036(4), Wis. Stats.).

County and Municipal Aid Calculation	
1. Prior year county and municipal aid	\$40,120.95
2. Increase due to sales tax revenue, including adjustments (<i>district changes</i>)	\$922.78
3. Fallen protective services insurance adjustment	-\$2.97
4. Fallen protective services insurance reimbursement (<i>reported to DOR</i>)	\$0.00
5. Total County and Municipal Aid (sum of Lines 1-4)	\$41,040.76

Utility Aid

- Under state law, utility aid is distributed to each county and municipality where tax-exempt utility property is located (sec. 79.04, Wis. Stats.)
- Utility companies report utility property information to DOR annually
- DOR uses the provided information to accurately calculate utility aid (*shown below*)

Utility Aid Calculation	
1. Net book value, <i>as of December 31, 2024 (including expected additions/retirements)</i>	\$0.00
2. Total net book value payment	\$0.00
3. Minimum payment	\$0.00
4. Megawatt capacity	0.0
5. Megawatt capacity payment	\$0.00
6. Closed/decommissioned production plant (phased down) payment	\$0.00
7. Subtotal (<i>sum of Lines 2, 3, 5 and 6</i>)	\$0.00
8. Population cap	\$273,275.00
9. Adjusted subtotal (<i>lesser of Line 7 or Line 8</i>)	\$0.00
10. Adjacent site incentive payment	\$0.00
11. Baseload incentive payment	\$0.00
12. Co-generation incentive payment	\$0.00
13. Alternative energy incentive payment	\$0.00
14. Total incentive payments (<i>sum of Lines 10 through 13</i>)	\$0.00
15. Spent nuclear fuel payment	\$0.00
16. Total Utility Aid – this is the utility aid payment listed on the front of the estimate (<i>sum of Lines 9, 14 and 15</i>)	\$0.00

Supplemental County and Municipal Aid

- Under state law, supplemental county and municipal aid paid to each county and municipality is determined by 2023 Wisconsin Act 12 (sec. 79.037, Wis. Stats.)
- For detailed information, review [county and municipal aid spreadsheet](#)

Supplemental County and Municipal Aid Calculation	
1. Prior year supplemental county and municipal aid	\$40,537.62
2. Increase due to sales tax revenue including adjustments (<i>district changes</i>)	\$932.37
3. Total Supplemental County and Municipal Aid (<i>sum of Lines 1 and 2</i>)	\$41,469.99

Expenditure Restraint Incentive Program

- Only municipalities are eligible to receive Expenditure Restraint Incentive Program (ERIP) payments
- Under state law, in 2025, each municipality will receive a payment that is equal to the amount of the payment received by the municipality in 2024 (sec. 79.05(4), Wis. Stats., from 2023 WI Act 12 – notwithstanding subs. (2) and (3))

Contact Information

If you have questions, contact us at lgs@wisconsin.gov, (608) 266-8618 or (608) 261-5167.



State of Wisconsin • DEPARTMENT OF REVENUE

DIVISION OF STATE AND LOCAL FINANCE • BUREAU OF LOCAL GOVERNMENT SERVICES • 2135 RIMROCK RD MADISON, WI 53713

Mailing Address:
PO Box 8971 #6-97
Madison WI 53708-8971
Fax: (608) 264-6887
lgs@wisconsin.gov

September 13, 2024

DAWN WACHTER
TOWN OF MILLVILLE
14141 BARKER HOLLOW RD
WOODMAN WI 53827-9608

Notice of Shared Revenue – 2025 Original Estimate

Notice Information

The Wisconsin Department of Revenue (DOR) is providing the **estimated** shared revenue amounts your local government will receive in 2025 under current state law for county and municipal aid, supplemental county and municipal aid, utility aid and the expenditure restraint incentive program. This does not include adjustments, shown on the July and November payment notices.

District	TOWN OF MILLVILLE	County	GRANT	Co-muni code	22-036
-----------------	-------------------	---------------	-------	---------------------	--------

Estimate Information

For an explanation of each aid payment listed below, review the additional information in this notice.

2025 Original Estimate	
1. County and municipal aid	\$27,262.52
2. Utility aid	\$0.00
3. Supplemental county and municipal aid	\$32,874.19
4. Expenditure restraint incentive program	\$0.00
5. Total Estimated 2025 Payments (sum of Lines 1-4)	\$60,136.71

Payment Information

Your local government will receive two distributions in 2025 :

- July 28, 2025: 15% of Line 1, 2, and 3 and 100% of Line 4 (*shown above*)
- November 17, 2025: balance of your 2025 aid payments

County and Municipal Aid

Under state law, the county and municipal aid paid to each county and municipality must be equal to the amount determined in 2012 (sec. 79.036, Wis. Stats.) and adjusted for fallen protective services insurance reimbursement (sec. 79.036(4), Wis. Stats.).

County and Municipal Aid Calculation	
1. Prior year county and municipal aid	\$26,651.51
2. Increase due to sales tax revenue, including adjustments (<i>district changes</i>)	\$612.98
3. Fallen protective services insurance adjustment	-\$1.97
4. Fallen protective services insurance reimbursement (<i>reported to DOR</i>)	\$0.00
5. Total County and Municipal Aid (sum of Lines 1-4)	\$27,262.52

Utility Aid

- Under state law, utility aid is distributed to each county and municipality where tax-exempt utility property is located (sec. 79.04, Wis. Stats.)
- Utility companies report utility property information to DOR annually
- DOR uses the provided information to accurately calculate utility aid (*shown below*)

Utility Aid Calculation	
1. Net book value, <i>as of December 31, 2024 (including expected additions/retirements)</i>	\$0.00
2. Total net book value payment	\$0.00
3. Minimum payment	\$0.00
4. Megawatt capacity	0.0
5. Megawatt capacity payment	\$0.00
6. Closed/decommissioned production plant (phased down) payment	\$0.00
7. Subtotal (<i>sum of Lines 2, 3, 5 and 6</i>)	\$0.00
8. Population cap	\$52,700.00
9. Adjusted subtotal (<i>lesser of Line 7 or Line 8</i>)	\$0.00
10. Adjacent site incentive payment	\$0.00
11. Baseload incentive payment	\$0.00
12. Co-generation incentive payment	\$0.00
13. Alternative energy incentive payment	\$0.00
14. Total incentive payments (<i>sum of Lines 10 through 13</i>)	\$0.00
15. Spent nuclear fuel payment	\$0.00
16. Total Utility Aid – this is the utility aid payment listed on the front of the estimate (<i>sum of Lines 9, 14 and 15</i>)	\$0.00

Supplemental County and Municipal Aid

- Under state law, supplemental county and municipal aid paid to each county and municipality is determined by 2023 Wisconsin Act 12 (sec. 79.037, Wis. Stats.)
- For detailed information, review [county and municipal aid spreadsheet](#)

Supplemental County and Municipal Aid Calculation	
1. Prior year supplemental county and municipal aid	\$32,135.08
2. Increase due to sales tax revenue including adjustments (<i>district changes</i>)	\$739.11
3. Total Supplemental County and Municipal Aid (<i>sum of Lines 1 and 2</i>)	\$32,874.19

Expenditure Restraint Incentive Program

- Only municipalities are eligible to receive Expenditure Restraint Incentive Program (ERIP) payments
- Under state law, in 2025, each municipality will receive a payment that is equal to the amount of the payment received by the municipality in 2024 (sec. 79.05(4), Wis. Stats., from 2023 WI Act 12 – notwithstanding subs. (2) and (3))

Contact Information

If you have questions, contact us at lgs@wisconsin.gov, (608) 266-8618 or (608) 261-5167.



State of Wisconsin • DEPARTMENT OF REVENUE

DIVISION OF STATE AND LOCAL FINANCE • BUREAU OF LOCAL GOVERNMENT SERVICES • 2135 RIMROCK RD MADISON, WI 53713

Mailing Address:
PO Box 8971 #6-97
Madison WI 53708-8971
Fax: (608) 264-6887
lgs@wisconsin.gov

September 13, 2024

LINDA KNAPP
TOWN OF MOUNT HOPE
9035 COUNTY JJ, PO BOX 6
MOUNT HOPE WI 53816

Notice of Shared Revenue – 2025 Original Estimate

Notice Information

The Wisconsin Department of Revenue (DOR) is providing the **estimated** shared revenue amounts your local government will receive in 2025 under current state law for county and municipal aid, supplemental county and municipal aid, utility aid and the expenditure restraint incentive program. This does not include adjustments, shown on the July and November payment notices.

District	TOWN OF MOUNT HOPE	County	GRANT	Co-muni code	22-038
-----------------	--------------------	---------------	-------	---------------------	--------

Estimate Information

For an explanation of each aid payment listed below, review the additional information in this notice.

2025 Original Estimate	
1. County and municipal aid	\$14,930.60
2. Utility aid	\$487.70
3. Supplemental county and municipal aid	\$35,522.26
4. Expenditure restraint incentive program	\$0.00
5. Total Estimated 2025 Payments (sum of Lines 1-4)	\$50,940.56

Payment Information

Your local government will receive two distributions in 2025 :

- July 28, 2025: 15% of Line 1, 2, and 3 and 100% of Line 4 (*shown above*)
- November 17, 2025: balance of your 2025 aid payments

County and Municipal Aid

Under state law, the county and municipal aid paid to each county and municipality must be equal to the amount determined in 2012 (sec. 79.036, Wis. Stats.) and adjusted for fallen protective services insurance reimbursement (sec. 79.036(4), Wis. Stats.).

County and Municipal Aid Calculation	
1. Prior year county and municipal aid	\$14,595.97
2. Increase due to sales tax revenue, including adjustments (<i>district changes</i>)	\$335.71
3. Fallen protective services insurance adjustment	-\$1.08
4. Fallen protective services insurance reimbursement (<i>reported to DOR</i>)	\$0.00
5. Total County and Municipal Aid (sum of Lines 1-4)	\$14,930.60

Utility Aid

- Under state law, utility aid is distributed to each county and municipality where tax-exempt utility property is located (sec. 79.04, Wis. Stats.)
- Utility companies report utility property information to DOR annually
- DOR uses the provided information to accurately calculate utility aid (*shown below*)

Utility Aid Calculation	
1. Net book value, as of December 31, 2024 (including expected additions/retirements)	\$162,567.00
2. Total net book value payment	\$487.70
3. Minimum payment	\$0.00
4. Megawatt capacity	0.0
5. Megawatt capacity payment	\$0.00
6. Closed/decommissioned production plant (phased down) payment	\$0.00
7. Subtotal (sum of Lines 2, 3, 5 and 6)	\$487.70
8. Population cap	\$117,300.00
9. Adjusted subtotal (lesser of Line 7 or Line 8)	\$487.70
10. Adjacent site incentive payment	\$0.00
11. Baseload incentive payment	\$0.00
12. Co-generation incentive payment	\$0.00
13. Alternative energy incentive payment	\$0.00
14. Total incentive payments (sum of Lines 10 through 13)	\$0.00
15. Spent nuclear fuel payment	\$0.00
16. Total Utility Aid – this is the utility aid payment listed on the front of the estimate (sum of Lines 9, 14 and 15)	\$487.70

Supplemental County and Municipal Aid

- Under state law, supplemental county and municipal aid paid to each county and municipality is determined by 2023 Wisconsin Act 12 (sec. 79.037, Wis. Stats.)
- For detailed information, review [county and municipal aid spreadsheet](#)

Supplemental County and Municipal Aid Calculation	
1. Prior year supplemental county and municipal aid	\$34,723.62
2. Increase due to sales tax revenue including adjustments (<i>district changes</i>)	\$798.64
3. Total Supplemental County and Municipal Aid (sum of Lines 1 and 2)	\$35,522.26

Expenditure Restraint Incentive Program

- Only municipalities are eligible to receive Expenditure Restraint Incentive Program (ERIP) payments
- Under state law, in 2025, each municipality will receive a payment that is equal to the amount of the payment received by the municipality in 2024 (sec. 79.05(4), Wis. Stats., from 2023 WI Act 12 – notwithstanding subs. (2) and (3))

Contact Information

If you have questions, contact us at lgs@wisconsin.gov, (608) 266-8618 or (608) 261-5167.



State of Wisconsin • DEPARTMENT OF REVENUE

DIVISION OF STATE AND LOCAL FINANCE • BUREAU OF LOCAL GOVERNMENT SERVICES • 2135 RIMROCK RD MADISON, WI 53713

Mailing Address:
PO Box 8971 #6-97
Madison WI 53708-8971
Fax: (608) 264-6887
lgs@wisconsin.gov

September 13, 2024

ANGIE HERMSEN
TOWN OF MOUNT IDA
PO BOX 185
FENNIMORE WI 53809

Notice of Shared Revenue – 2025 Original Estimate

Notice Information

The Wisconsin Department of Revenue (DOR) is providing the **estimated** shared revenue amounts your local government will receive in 2025 under current state law for county and municipal aid, supplemental county and municipal aid, utility aid and the expenditure restraint incentive program. This does not include adjustments, shown on the July and November payment notices.

District	TOWN OF MOUNT IDA	County	GRANT	Co-muni code	22-040
-----------------	-------------------	---------------	-------	---------------------	--------

Estimate Information

For an explanation of each aid payment listed below, review the additional information in this notice.

2025 Original Estimate	
1. County and municipal aid	\$44,558.05
2. Utility aid	\$0.00
3. Supplemental county and municipal aid	\$40,318.46
4. Expenditure restraint incentive program	\$0.00
5. Total Estimated 2025 Payments (sum of Lines 1-4)	\$84,876.51

Payment Information

Your local government will receive two distributions in 2025 :

- July 28, 2025: 15% of Line 1, 2, and 3 and 100% of Line 4 (*shown above*)
- November 17, 2025: balance of your 2025 aid payments

County and Municipal Aid

Under state law, the county and municipal aid paid to each county and municipality must be equal to the amount determined in 2012 (sec. 79.036, Wis. Stats.) and adjusted for fallen protective services insurance reimbursement (sec. 79.036(4), Wis. Stats.).

County and Municipal Aid Calculation	
1. Prior year county and municipal aid	\$43,559.40
2. Increase due to sales tax revenue, including adjustments (<i>district changes</i>)	\$1,001.87
3. Fallen protective services insurance adjustment	-\$3.22
4. Fallen protective services insurance reimbursement (<i>reported to DOR</i>)	\$0.00
5. Total County and Municipal Aid (sum of Lines 1-4)	\$44,558.05

Utility Aid

- Under state law, utility aid is distributed to each county and municipality where tax-exempt utility property is located (sec. 79.04, Wis. Stats.)
- Utility companies report utility property information to DOR annually
- DOR uses the provided information to accurately calculate utility aid (*shown below*)

Utility Aid Calculation	
1. Net book value, <i>as of December 31, 2024 (including expected additions/retirements)</i>	\$0.00
2. Total net book value payment	\$0.00
3. Minimum payment	\$0.00
4. Megawatt capacity	0.0
5. Megawatt capacity payment	\$0.00
6. Closed/decommissioned production plant (phased down) payment	\$0.00
7. Subtotal (<i>sum of Lines 2, 3, 5 and 6</i>)	\$0.00
8. Population cap	\$234,600.00
9. Adjusted subtotal (<i>lesser of Line 7 or Line 8</i>)	\$0.00
10. Adjacent site incentive payment	\$0.00
11. Baseload incentive payment	\$0.00
12. Co-generation incentive payment	\$0.00
13. Alternative energy incentive payment	\$0.00
14. Total incentive payments (<i>sum of Lines 10 through 13</i>)	\$0.00
15. Spent nuclear fuel payment	\$0.00
16. Total Utility Aid – this is the utility aid payment listed on the front of the estimate (<i>sum of Lines 9, 14 and 15</i>)	\$0.00

Supplemental County and Municipal Aid

- Under state law, supplemental county and municipal aid paid to each county and municipality is determined by 2023 Wisconsin Act 12 (sec. 79.037, Wis. Stats.)
- For detailed information, review [county and municipal aid spreadsheet](#)

Supplemental County and Municipal Aid Calculation	
1. Prior year supplemental county and municipal aid	\$39,411.98
2. Increase due to sales tax revenue including adjustments (<i>district changes</i>)	\$906.48
3. Total Supplemental County and Municipal Aid (<i>sum of Lines 1 and 2</i>)	\$40,318.46

Expenditure Restraint Incentive Program

- Only municipalities are eligible to receive Expenditure Restraint Incentive Program (ERIP) payments
- Under state law, in 2025, each municipality will receive a payment that is equal to the amount of the payment received by the municipality in 2024 (sec. 79.05(4), Wis. Stats., from 2023 WI Act 12 – notwithstanding subs. (2) and (3))

Contact Information

If you have questions, contact us at lgs@wisconsin.gov, (608) 266-8618 or (608) 261-5167.



State of Wisconsin • DEPARTMENT OF REVENUE

DIVISION OF STATE AND LOCAL FINANCE • BUREAU OF LOCAL GOVERNMENT SERVICES • 2135 RIMROCK RD MADISON, WI 53713

Mailing Address:
PO Box 8971 #6-97
Madison WI 53708-8971
Fax: (608) 264-6887
lgs@wisconsin.gov

September 13, 2024

BRANDON MALONEY
TOWN OF MUSCODA
505 N IOWA ST
MUSCODA WI 53573

Notice of Shared Revenue – 2025 Original Estimate

Notice Information

The Wisconsin Department of Revenue (DOR) is providing the **estimated** shared revenue amounts your local government will receive in 2025 under current state law for county and municipal aid, supplemental county and municipal aid, utility aid and the expenditure restraint incentive program. This does not include adjustments, shown on the July and November payment notices.

District	TOWN OF MUSCODA	County	GRANT	Co-muni code	22-042
-----------------	-----------------	---------------	-------	---------------------	--------

Estimate Information

For an explanation of each aid payment listed below, review the additional information in this notice.

2025 Original Estimate	
1. County and municipal aid	\$37,514.22
2. Utility aid	\$104.23
3. Supplemental county and municipal aid	\$43,789.92
4. Expenditure restraint incentive program	\$0.00
5. Total Estimated 2025 Payments (sum of Lines 1-4)	\$81,408.37

Payment Information

Your local government will receive two distributions in 2025 :

- July 28, 2025: 15% of Line 1, 2, and 3 and 100% of Line 4 (*shown above*)
- November 17, 2025: balance of your 2025 aid payments

County and Municipal Aid

Under state law, the county and municipal aid paid to each county and municipality must be equal to the amount determined in 2012 (sec. 79.036, Wis. Stats.) and adjusted for fallen protective services insurance reimbursement (sec. 79.036(4), Wis. Stats.).

County and Municipal Aid Calculation	
1. Prior year county and municipal aid	\$36,673.44
2. Increase due to sales tax revenue, including adjustments (<i>district changes</i>)	\$843.49
3. Fallen protective services insurance adjustment	-\$2.71
4. Fallen protective services insurance reimbursement (<i>reported to DOR</i>)	\$0.00
5. Total County and Municipal Aid (sum of Lines 1-4)	\$37,514.22

Utility Aid

- Under state law, utility aid is distributed to each county and municipality where tax-exempt utility property is located (sec. 79.04, Wis. Stats.)
- Utility companies report utility property information to DOR annually
- DOR uses the provided information to accurately calculate utility aid (*shown below*)

Utility Aid Calculation	
1. Net book value, <i>as of December 31, 2024 (including expected additions/retirements)</i>	\$34,742.00
2. Total net book value payment	\$104.23
3. Minimum payment	\$0.00
4. Megawatt capacity	0.0
5. Megawatt capacity payment	\$0.00
6. Closed/decommissioned production plant (phased down) payment	\$0.00
7. Subtotal (<i>sum of Lines 2, 3, 5 and 6</i>)	\$104.23
8. Population cap	\$324,700.00
9. Adjusted subtotal (<i>lesser of Line 7 or Line 8</i>)	\$104.23
10. Adjacent site incentive payment	\$0.00
11. Baseload incentive payment	\$0.00
12. Co-generation incentive payment	\$0.00
13. Alternative energy incentive payment	\$0.00
14. Total incentive payments (<i>sum of Lines 10 through 13</i>)	\$0.00
15. Spent nuclear fuel payment	\$0.00
16. Total Utility Aid – this is the utility aid payment listed on the front of the estimate (<i>sum of Lines 9, 14 and 15</i>)	\$104.23

Supplemental County and Municipal Aid

- Under state law, supplemental county and municipal aid paid to each county and municipality is determined by 2023 Wisconsin Act 12 (sec. 79.037, Wis. Stats.)
- For detailed information, review [county and municipal aid spreadsheet](#)

Supplemental County and Municipal Aid Calculation	
1. Prior year supplemental county and municipal aid	\$42,805.40
2. Increase due to sales tax revenue including adjustments (<i>district changes</i>)	\$984.52
3. Total Supplemental County and Municipal Aid (<i>sum of Lines 1 and 2</i>)	\$43,789.92

Expenditure Restraint Incentive Program

- Only municipalities are eligible to receive Expenditure Restraint Incentive Program (ERIP) payments
- Under state law, in 2025, each municipality will receive a payment that is equal to the amount of the payment received by the municipality in 2024 (sec. 79.05(4), Wis. Stats., from 2023 WI Act 12 – notwithstanding subs. (2) and (3))

Contact Information

If you have questions, contact us at lgs@wisconsin.gov, (608) 266-8618 or (608) 261-5167.



State of Wisconsin • DEPARTMENT OF REVENUE

DIVISION OF STATE AND LOCAL FINANCE • BUREAU OF LOCAL GOVERNMENT SERVICES • 2135 RIMROCK RD MADISON, WI 53713

Mailing Address:
PO Box 8971 #6-97
Madison WI 53708-8971
Fax: (608) 264-6887
lgs@wisconsin.gov

September 13, 2024

LINDA SCHWAB
TOWN OF NORTH LANCASTER
10853 BORAH RD
LANCASTER WI 53813-9549

Notice of Shared Revenue – 2025 Original Estimate

Notice Information

The Wisconsin Department of Revenue (DOR) is providing the **estimated** shared revenue amounts your local government will receive in 2025 under current state law for county and municipal aid, supplemental county and municipal aid, utility aid and the expenditure restraint incentive program. This does not include adjustments, shown on the July and November payment notices.

District	TOWN OF NORTH LANCASTER	County	GRANT	Co-muni code	22-044
-----------------	-------------------------	---------------	-------	---------------------	--------

Estimate Information

For an explanation of each aid payment listed below, review the additional information in this notice.

2025 Original Estimate	
1. County and municipal aid	\$31,818.47
2. Utility aid	\$933.26
3. Supplemental county and municipal aid	\$40,782.52
4. Expenditure restraint incentive program	\$0.00
5. Total Estimated 2025 Payments (sum of Lines 1-4)	\$73,534.25

Payment Information

Your local government will receive two distributions in 2025 :

- July 28, 2025: 15% of Line 1, 2, and 3 and 100% of Line 4 (*shown above*)
- November 17, 2025: balance of your 2025 aid payments

County and Municipal Aid

Under state law, the county and municipal aid paid to each county and municipality must be equal to the amount determined in 2012 (sec. 79.036, Wis. Stats.) and adjusted for fallen protective services insurance reimbursement (sec. 79.036(4), Wis. Stats.).

County and Municipal Aid Calculation	
1. Prior year county and municipal aid	\$31,105.35
2. Increase due to sales tax revenue, including adjustments (<i>district changes</i>)	\$715.42
3. Fallen protective services insurance adjustment	-\$2.30
4. Fallen protective services insurance reimbursement (<i>reported to DOR</i>)	\$0.00
5. Total County and Municipal Aid (sum of Lines 1-4)	\$31,818.47

Utility Aid

- Under state law, utility aid is distributed to each county and municipality where tax-exempt utility property is located (sec. 79.04, Wis. Stats.)
- Utility companies report utility property information to DOR annually
- DOR uses the provided information to accurately calculate utility aid (*shown below*)

Utility Aid Calculation	
1. Net book value, <i>as of December 31, 2024 (including expected additions/retirements)</i>	\$311,087.00
2. Total net book value payment	\$933.26
3. Minimum payment	\$0.00
4. Megawatt capacity	0.0
5. Megawatt capacity payment	\$0.00
6. Closed/decommissioned production plant (phased down) payment	\$0.00
7. Subtotal (<i>sum of Lines 2, 3, 5 and 6</i>)	\$933.26
8. Population cap	\$252,450.00
9. Adjusted subtotal (<i>lesser of Line 7 or Line 8</i>)	\$933.26
10. Adjacent site incentive payment	\$0.00
11. Baseload incentive payment	\$0.00
12. Co-generation incentive payment	\$0.00
13. Alternative energy incentive payment	\$0.00
14. Total incentive payments (<i>sum of Lines 10 through 13</i>)	\$0.00
15. Spent nuclear fuel payment	\$0.00
16. Total Utility Aid – this is the utility aid payment listed on the front of the estimate (<i>sum of Lines 9, 14 and 15</i>)	\$933.26

Supplemental County and Municipal Aid

- Under state law, supplemental county and municipal aid paid to each county and municipality is determined by 2023 Wisconsin Act 12 (sec. 79.037, Wis. Stats.)
- For detailed information, review [county and municipal aid spreadsheet](#)

Supplemental County and Municipal Aid Calculation	
1. Prior year supplemental county and municipal aid	\$39,865.61
2. Increase due to sales tax revenue including adjustments (<i>district changes</i>)	\$916.91
3. Total Supplemental County and Municipal Aid (<i>sum of Lines 1 and 2</i>)	\$40,782.52

Expenditure Restraint Incentive Program

- Only municipalities are eligible to receive Expenditure Restraint Incentive Program (ERIP) payments
- Under state law, in 2025, each municipality will receive a payment that is equal to the amount of the payment received by the municipality in 2024 (sec. 79.05(4), Wis. Stats., from 2023 WI Act 12 – notwithstanding subs. (2) and (3))

Contact Information

If you have questions, contact us at lgs@wisconsin.gov, (608) 266-8618 or (608) 261-5167.



State of Wisconsin • DEPARTMENT OF REVENUE

DIVISION OF STATE AND LOCAL FINANCE • BUREAU OF LOCAL GOVERNMENT SERVICES • 2135 RIMROCK RD MADISON, WI 53713

Mailing Address:
PO Box 8971 #6-97
Madison WI 53708-8971
Fax: (608) 264-6887
lgs@wisconsin.gov

September 13, 2024

JILL LANGMEIER
TOWN OF PARIS
4006 INDIAN CREEK RD
POTOSI WI 53820

Notice of Shared Revenue – 2025 Original Estimate

Notice Information

The Wisconsin Department of Revenue (DOR) is providing the **estimated** shared revenue amounts your local government will receive in 2025 under current state law for county and municipal aid, supplemental county and municipal aid, utility aid and the expenditure restraint incentive program. This does not include adjustments, shown on the July and November payment notices.

District	TOWN OF PARIS	County	GRANT	Co-muni code	22-046
-----------------	---------------	---------------	-------	---------------------	--------

Estimate Information

For an explanation of each aid payment listed below, review the additional information in this notice.

2025 Original Estimate	
1. County and municipal aid	\$48,029.32
2. Utility aid	\$0.00
3. Supplemental county and municipal aid	\$42,037.12
4. Expenditure restraint incentive program	\$0.00
5. Total Estimated 2025 Payments (sum of Lines 1-4)	\$90,066.44

Payment Information

Your local government will receive two distributions in 2025 :

- July 28, 2025: 15% of Line 1, 2, and 3 and 100% of Line 4 (*shown above*)
- November 17, 2025: balance of your 2025 aid payments

County and Municipal Aid

Under state law, the county and municipal aid paid to each county and municipality must be equal to the amount determined in 2012 (sec. 79.036, Wis. Stats.) and adjusted for fallen protective services insurance reimbursement (sec. 79.036(4), Wis. Stats.).

County and Municipal Aid Calculation	
1. Prior year county and municipal aid	\$46,952.87
2. Increase due to sales tax revenue, including adjustments (<i>district changes</i>)	\$1,079.92
3. Fallen protective services insurance adjustment	-\$3.47
4. Fallen protective services insurance reimbursement (<i>reported to DOR</i>)	\$0.00
5. Total County and Municipal Aid (sum of Lines 1-4)	\$48,029.32

Utility Aid

- Under state law, utility aid is distributed to each county and municipality where tax-exempt utility property is located (sec. 79.04, Wis. Stats.)
- Utility companies report utility property information to DOR annually
- DOR uses the provided information to accurately calculate utility aid (*shown below*)

Utility Aid Calculation	
1. Net book value, <i>as of December 31, 2024 (including expected additions/retirements)</i>	\$0.00
2. Total net book value payment	\$0.00
3. Minimum payment	\$0.00
4. Megawatt capacity	0.0
5. Megawatt capacity payment	\$0.00
6. Closed/decommissioned production plant (phased down) payment	\$0.00
7. Subtotal (<i>sum of Lines 2, 3, 5 and 6</i>)	\$0.00
8. Population cap	\$278,800.00
9. Adjusted subtotal (<i>lesser of Line 7 or Line 8</i>)	\$0.00
10. Adjacent site incentive payment	\$0.00
11. Baseload incentive payment	\$0.00
12. Co-generation incentive payment	\$0.00
13. Alternative energy incentive payment	\$0.00
14. Total incentive payments (<i>sum of Lines 10 through 13</i>)	\$0.00
15. Spent nuclear fuel payment	\$0.00
16. Total Utility Aid – this is the utility aid payment listed on the front of the estimate (<i>sum of Lines 9, 14 and 15</i>)	\$0.00

Supplemental County and Municipal Aid

- Under state law, supplemental county and municipal aid paid to each county and municipality is determined by 2023 Wisconsin Act 12 (sec. 79.037, Wis. Stats.)
- For detailed information, review [county and municipal aid spreadsheet](#)

Supplemental County and Municipal Aid Calculation	
1. Prior year supplemental county and municipal aid	\$41,092.00
2. Increase due to sales tax revenue including adjustments (<i>district changes</i>)	\$945.12
3. Total Supplemental County and Municipal Aid (<i>sum of Lines 1 and 2</i>)	\$42,037.12

Expenditure Restraint Incentive Program

- Only municipalities are eligible to receive Expenditure Restraint Incentive Program (ERIP) payments
- Under state law, in 2025, each municipality will receive a payment that is equal to the amount of the payment received by the municipality in 2024 (sec. 79.05(4), Wis. Stats., from 2023 WI Act 12 – notwithstanding subs. (2) and (3))

Contact Information

If you have questions, contact us at lgs@wisconsin.gov, (608) 266-8618 or (608) 261-5167.



State of Wisconsin • DEPARTMENT OF REVENUE

DIVISION OF STATE AND LOCAL FINANCE • BUREAU OF LOCAL GOVERNMENT SERVICES • 2135 RIMROCK RD MADISON, WI 53713

Mailing Address:
PO Box 8971 #6-97
Madison WI 53708-8971
Fax: (608) 264-6887
lgs@wisconsin.gov

September 13, 2024

GINA REDMAN
TOWN OF PATCH GROVE
12712 MILITARY RIDGE RD
PRAIRIE DU CHIEN WI 53821

Notice of Shared Revenue – 2025 Original Estimate

Notice Information

The Wisconsin Department of Revenue (DOR) is providing the **estimated** shared revenue amounts your local government will receive in 2025 under current state law for county and municipal aid, supplemental county and municipal aid, utility aid and the expenditure restraint incentive program. This does not include adjustments, shown on the July and November payment notices.

District	TOWN OF PATCH GROVE	County	GRANT	Co-muni code	22-048
-----------------	---------------------	---------------	-------	---------------------	--------

Estimate Information

For an explanation of each aid payment listed below, review the additional information in this notice.

2025 Original Estimate	
1. County and municipal aid	\$31,844.09
2. Utility aid	\$0.00
3. Supplemental county and municipal aid	\$36,966.45
4. Expenditure restraint incentive program	\$0.00
5. Total Estimated 2025 Payments (sum of Lines 1-4)	\$68,810.54

Payment Information

Your local government will receive two distributions in 2025 :

- July 28, 2025: 15% of Line 1, 2, and 3 and 100% of Line 4 (*shown above*)
- November 17, 2025: balance of your 2025 aid payments

County and Municipal Aid

Under state law, the county and municipal aid paid to each county and municipality must be equal to the amount determined in 2012 (sec. 79.036, Wis. Stats.) and adjusted for fallen protective services insurance reimbursement (sec. 79.036(4), Wis. Stats.).

County and Municipal Aid Calculation	
1. Prior year county and municipal aid	\$31,130.39
2. Increase due to sales tax revenue, including adjustments (<i>district changes</i>)	\$716.00
3. Fallen protective services insurance adjustment	-\$2.30
4. Fallen protective services insurance reimbursement (<i>reported to DOR</i>)	\$0.00
5. Total County and Municipal Aid (sum of Lines 1-4)	\$31,844.09

Utility Aid

- Under state law, utility aid is distributed to each county and municipality where tax-exempt utility property is located (sec. 79.04, Wis. Stats.)
- Utility companies report utility property information to DOR annually
- DOR uses the provided information to accurately calculate utility aid (*shown below*)

Utility Aid Calculation	
1. Net book value, <i>as of December 31, 2024 (including expected additions/retirements)</i>	\$0.00
2. Total net book value payment	\$0.00
3. Minimum payment	\$0.00
4. Megawatt capacity	0.0
5. Megawatt capacity payment	\$0.00
6. Closed/decommissioned production plant (phased down) payment	\$0.00
7. Subtotal (<i>sum of Lines 2, 3, 5 and 6</i>)	\$0.00
8. Population cap	\$158,525.00
9. Adjusted subtotal (<i>lesser of Line 7 or Line 8</i>)	\$0.00
10. Adjacent site incentive payment	\$0.00
11. Baseload incentive payment	\$0.00
12. Co-generation incentive payment	\$0.00
13. Alternative energy incentive payment	\$0.00
14. Total incentive payments (<i>sum of Lines 10 through 13</i>)	\$0.00
15. Spent nuclear fuel payment	\$0.00
16. Total Utility Aid – this is the utility aid payment listed on the front of the estimate (<i>sum of Lines 9, 14 and 15</i>)	\$0.00

Supplemental County and Municipal Aid

- Under state law, supplemental county and municipal aid paid to each county and municipality is determined by 2023 Wisconsin Act 12 (sec. 79.037, Wis. Stats.)
- For detailed information, review [county and municipal aid spreadsheet](#)

Supplemental County and Municipal Aid Calculation	
1. Prior year supplemental county and municipal aid	\$36,135.34
2. Increase due to sales tax revenue including adjustments (<i>district changes</i>)	\$831.11
3. Total Supplemental County and Municipal Aid (<i>sum of Lines 1 and 2</i>)	\$36,966.45

Expenditure Restraint Incentive Program

- Only municipalities are eligible to receive Expenditure Restraint Incentive Program (ERIP) payments
- Under state law, in 2025, each municipality will receive a payment that is equal to the amount of the payment received by the municipality in 2024 (sec. 79.05(4), Wis. Stats., from 2023 WI Act 12 – notwithstanding subs. (2) and (3))

Contact Information

If you have questions, contact us at lgs@wisconsin.gov, (608) 266-8618 or (608) 261-5167.



State of Wisconsin • DEPARTMENT OF REVENUE

DIVISION OF STATE AND LOCAL FINANCE • BUREAU OF LOCAL GOVERNMENT SERVICES • 2135 RIMROCK RD MADISON, WI 53713

Mailing Address:
PO Box 8971 #6-97
Madison WI 53708-8971
Fax: (608) 264-6887
lgs@wisconsin.gov

September 13, 2024

NATHAN NIEHAUS
TOWN OF PLATTEVILLE
5921 WEST BUSINESS HWY 151
PLATTEVILLE WI 53818-9569

Notice of Shared Revenue – 2025 Original Estimate

Notice Information

The Wisconsin Department of Revenue (DOR) is providing the **estimated** shared revenue amounts your local government will receive in 2025 under current state law for county and municipal aid, supplemental county and municipal aid, utility aid and the expenditure restraint incentive program. This does not include adjustments, shown on the July and November payment notices.

District	TOWN OF PLATTEVILLE	County	GRANT	Co-muni code	22-050
-----------------	---------------------	---------------	-------	---------------------	--------

Estimate Information

For an explanation of each aid payment listed below, review the additional information in this notice.

2025 Original Estimate	
1. County and municipal aid	\$25,814.77
2. Utility aid	\$20,423.88
3. Supplemental county and municipal aid	\$56,774.34
4. Expenditure restraint incentive program	\$0.00
5. Total Estimated 2025 Payments (sum of Lines 1-4)	\$103,012.99

Payment Information

Your local government will receive two distributions in 2025 :

- July 28, 2025: 15% of Line 1, 2, and 3 and 100% of Line 4 (*shown above*)
- November 17, 2025: balance of your 2025 aid payments

County and Municipal Aid

Under state law, the county and municipal aid paid to each county and municipality must be equal to the amount determined in 2012 (sec. 79.036, Wis. Stats.) and adjusted for fallen protective services insurance reimbursement (sec. 79.036(4), Wis. Stats.).

County and Municipal Aid Calculation	
1. Prior year county and municipal aid	\$25,236.21
2. Increase due to sales tax revenue, including adjustments (<i>district changes</i>)	\$580.43
3. Fallen protective services insurance adjustment	-\$1.87
4. Fallen protective services insurance reimbursement (<i>reported to DOR</i>)	\$0.00
5. Total County and Municipal Aid (sum of Lines 1-4)	\$25,814.77

Utility Aid

- Under state law, utility aid is distributed to each county and municipality where tax-exempt utility property is located (sec. 79.04, Wis. Stats.)
- Utility companies report utility property information to DOR annually
- DOR uses the provided information to accurately calculate utility aid (*shown below*)

Utility Aid Calculation	
1. Net book value, <i>as of December 31, 2024 (including expected additions/retirements)</i>	\$6,807,959.00
2. Total net book value payment	\$20,423.88
3. Minimum payment	\$0.00
4. Megawatt capacity	0.0
5. Megawatt capacity payment	\$0.00
6. Closed/decommissioned production plant (phased down) payment	\$0.00
7. Subtotal (<i>sum of Lines 2, 3, 5 and 6</i>)	\$20,423.88
8. Population cap	\$647,700.00
9. Adjusted subtotal (<i>lesser of Line 7 or Line 8</i>)	\$20,423.88
10. Adjacent site incentive payment	\$0.00
11. Baseload incentive payment	\$0.00
12. Co-generation incentive payment	\$0.00
13. Alternative energy incentive payment	\$0.00
14. Total incentive payments (<i>sum of Lines 10 through 13</i>)	\$0.00
15. Spent nuclear fuel payment	\$0.00
16. Total Utility Aid – this is the utility aid payment listed on the front of the estimate (<i>sum of Lines 9, 14 and 15</i>)	\$20,423.88

Supplemental County and Municipal Aid

- Under state law, supplemental county and municipal aid paid to each county and municipality is determined by 2023 Wisconsin Act 12 (sec. 79.037, Wis. Stats.)
- For detailed information, review [county and municipal aid spreadsheet](#)

Supplemental County and Municipal Aid Calculation	
1. Prior year supplemental county and municipal aid	\$55,497.89
2. Increase due to sales tax revenue including adjustments (<i>district changes</i>)	\$1,276.45
3. Total Supplemental County and Municipal Aid (<i>sum of Lines 1 and 2</i>)	\$56,774.34

Expenditure Restraint Incentive Program

- Only municipalities are eligible to receive Expenditure Restraint Incentive Program (ERIP) payments
- Under state law, in 2025, each municipality will receive a payment that is equal to the amount of the payment received by the municipality in 2024 (sec. 79.05(4), Wis. Stats., from 2023 WI Act 12 – notwithstanding subs. (2) and (3))

Contact Information

If you have questions, contact us at lgs@wisconsin.gov, (608) 266-8618 or (608) 261-5167.



State of Wisconsin • DEPARTMENT OF REVENUE

DIVISION OF STATE AND LOCAL FINANCE • BUREAU OF LOCAL GOVERNMENT SERVICES • 2135 RIMROCK RD MADISON, WI 53713

Mailing Address:
PO Box 8971 #6-97
Madison WI 53708-8971
Fax: (608) 264-6887
lgs@wisconsin.gov

September 13, 2024

PEGGY UDELHOVEN
TOWN OF POTOSI
6911 CAMELBACK RD
LANCASTER WI 53813

Notice of Shared Revenue – 2025 Original Estimate

Notice Information

The Wisconsin Department of Revenue (DOR) is providing the **estimated** shared revenue amounts your local government will receive in 2025 under current state law for county and municipal aid, supplemental county and municipal aid, utility aid and the expenditure restraint incentive program. This does not include adjustments, shown on the July and November payment notices.

District	TOWN OF POTOSI	County	GRANT	Co-muni code	22-052
-----------------	----------------	---------------	-------	---------------------	--------

Estimate Information

For an explanation of each aid payment listed below, review the additional information in this notice.

2025 Original Estimate	
1. County and municipal aid	\$103,492.71
2. Utility aid	\$7,139.31
3. Supplemental county and municipal aid	\$44,631.87
4. Expenditure restraint incentive program	\$0.00
5. Total Estimated 2025 Payments (sum of Lines 1-4)	\$155,263.89

Payment Information

Your local government will receive two distributions in 2025 :

- July 28, 2025: 15% of Line 1, 2, and 3 and 100% of Line 4 (*shown above*)
- November 17, 2025: balance of your 2025 aid payments

County and Municipal Aid

Under state law, the county and municipal aid paid to each county and municipality must be equal to the amount determined in 2012 (sec. 79.036, Wis. Stats.) and adjusted for fallen protective services insurance reimbursement (sec. 79.036(4), Wis. Stats.).

County and Municipal Aid Calculation	
1. Prior year county and municipal aid	\$101,173.21
2. Increase due to sales tax revenue, including adjustments (<i>district changes</i>)	\$2,326.98
3. Fallen protective services insurance adjustment	-\$7.48
4. Fallen protective services insurance reimbursement (<i>reported to DOR</i>)	\$0.00
5. Total County and Municipal Aid (sum of Lines 1-4)	\$103,492.71

Utility Aid

- Under state law, utility aid is distributed to each county and municipality where tax-exempt utility property is located (sec. 79.04, Wis. Stats.)
- Utility companies report utility property information to DOR annually
- DOR uses the provided information to accurately calculate utility aid (*shown below*)

Utility Aid Calculation	
1. Net book value, <i>as of December 31, 2024 (including expected additions/retirements)</i>	\$2,379,770.00
2. Total net book value payment	\$7,139.31
3. Minimum payment	\$0.00
4. Megawatt capacity	0.0
5. Megawatt capacity payment	\$0.00
6. Closed/decommissioned production plant (phased down) payment	\$0.00
7. Subtotal (<i>sum of Lines 2, 3, 5 and 6</i>)	\$7,139.31
8. Population cap	\$340,850.00
9. Adjusted subtotal (<i>lesser of Line 7 or Line 8</i>)	\$7,139.31
10. Adjacent site incentive payment	\$0.00
11. Baseload incentive payment	\$0.00
12. Co-generation incentive payment	\$0.00
13. Alternative energy incentive payment	\$0.00
14. Total incentive payments (<i>sum of Lines 10 through 13</i>)	\$0.00
15. Spent nuclear fuel payment	\$0.00
16. Total Utility Aid – this is the utility aid payment listed on the front of the estimate (<i>sum of Lines 9, 14 and 15</i>)	\$7,139.31

Supplemental County and Municipal Aid

- Under state law, supplemental county and municipal aid paid to each county and municipality is determined by 2023 Wisconsin Act 12 (sec. 79.037, Wis. Stats.)
- For detailed information, review [county and municipal aid spreadsheet](#)

Supplemental County and Municipal Aid Calculation	
1. Prior year supplemental county and municipal aid	\$43,628.42
2. Increase due to sales tax revenue including adjustments (<i>district changes</i>)	\$1,003.45
3. Total Supplemental County and Municipal Aid (<i>sum of Lines 1 and 2</i>)	\$44,631.87

Expenditure Restraint Incentive Program

- Only municipalities are eligible to receive Expenditure Restraint Incentive Program (ERIP) payments
- Under state law, in 2025, each municipality will receive a payment that is equal to the amount of the payment received by the municipality in 2024 (sec. 79.05(4), Wis. Stats., from 2023 WI Act 12 – notwithstanding subs. (2) and (3))

Contact Information

If you have questions, contact us at lgs@wisconsin.gov, (608) 266-8618 or (608) 261-5167.



State of Wisconsin • DEPARTMENT OF REVENUE

DIVISION OF STATE AND LOCAL FINANCE • BUREAU OF LOCAL GOVERNMENT SERVICES • 2135 RIMROCK RD MADISON, WI 53713

Mailing Address:
PO Box 8971 #6-97
Madison WI 53708-8971
Fax: (608) 264-6887
lgs@wisconsin.gov

September 13, 2024

DARCY JENAMANN
TOWN OF SMELSER
1339 ST ROSE RD
CUBA CITY WI 53807

Notice of Shared Revenue – 2025 Original Estimate

Notice Information

The Wisconsin Department of Revenue (DOR) is providing the **estimated** shared revenue amounts your local government will receive in 2025 under current state law for county and municipal aid, supplemental county and municipal aid, utility aid and the expenditure restraint incentive program. This does not include adjustments, shown on the July and November payment notices.

District	TOWN OF SMELSER	County	GRANT	Co-muni code	22-054
-----------------	-----------------	---------------	-------	---------------------	--------

Estimate Information

For an explanation of each aid payment listed below, review the additional information in this notice.

2025 Original Estimate	
1. County and municipal aid	\$20,473.24
2. Utility aid	\$766.25
3. Supplemental county and municipal aid	\$44,253.86
4. Expenditure restraint incentive program	\$0.00
5. Total Estimated 2025 Payments (sum of Lines 1-4)	\$65,493.35

Payment Information

Your local government will receive two distributions in 2025 :

- July 28, 2025: 15% of Line 1, 2, and 3 and 100% of Line 4 (*shown above*)
- November 17, 2025: balance of your 2025 aid payments

County and Municipal Aid

Under state law, the county and municipal aid paid to each county and municipality must be equal to the amount determined in 2012 (sec. 79.036, Wis. Stats.) and adjusted for fallen protective services insurance reimbursement (sec. 79.036(4), Wis. Stats.).

County and Municipal Aid Calculation	
1. Prior year county and municipal aid	\$20,014.39
2. Increase due to sales tax revenue, including adjustments (<i>district changes</i>)	\$460.33
3. Fallen protective services insurance adjustment	-\$1.48
4. Fallen protective services insurance reimbursement (<i>reported to DOR</i>)	\$0.00
5. Total County and Municipal Aid (sum of Lines 1-4)	\$20,473.24

Utility Aid

- Under state law, utility aid is distributed to each county and municipality where tax-exempt utility property is located (sec. 79.04, Wis. Stats.)
- Utility companies report utility property information to DOR annually
- DOR uses the provided information to accurately calculate utility aid (*shown below*)

Utility Aid Calculation	
1. Net book value, <i>as of December 31, 2024 (including expected additions/retirements)</i>	\$255,415.00
2. Total net book value payment	\$766.25
3. Minimum payment	\$0.00
4. Megawatt capacity	0.0
5. Megawatt capacity payment	\$0.00
6. Closed/decommissioned production plant (phased down) payment	\$0.00
7. Subtotal (<i>sum of Lines 2, 3, 5 and 6</i>)	\$766.25
8. Population cap	\$332,775.00
9. Adjusted subtotal (<i>lesser of Line 7 or Line 8</i>)	\$766.25
10. Adjacent site incentive payment	\$0.00
11. Baseload incentive payment	\$0.00
12. Co-generation incentive payment	\$0.00
13. Alternative energy incentive payment	\$0.00
14. Total incentive payments (<i>sum of Lines 10 through 13</i>)	\$0.00
15. Spent nuclear fuel payment	\$0.00
16. Total Utility Aid – this is the utility aid payment listed on the front of the estimate (<i>sum of Lines 9, 14 and 15</i>)	\$766.25

Supplemental County and Municipal Aid

- Under state law, supplemental county and municipal aid paid to each county and municipality is determined by 2023 Wisconsin Act 12 (sec. 79.037, Wis. Stats.)
- For detailed information, review [county and municipal aid spreadsheet](#)

Supplemental County and Municipal Aid Calculation	
1. Prior year supplemental county and municipal aid	\$43,258.91
2. Increase due to sales tax revenue including adjustments (<i>district changes</i>)	\$994.95
3. Total Supplemental County and Municipal Aid (<i>sum of Lines 1 and 2</i>)	\$44,253.86

Expenditure Restraint Incentive Program

- Only municipalities are eligible to receive Expenditure Restraint Incentive Program (ERIP) payments
- Under state law, in 2025, each municipality will receive a payment that is equal to the amount of the payment received by the municipality in 2024 (sec. 79.05(4), Wis. Stats., from 2023 WI Act 12 – notwithstanding subs. (2) and (3))

Contact Information

If you have questions, contact us at lgs@wisconsin.gov, (608) 266-8618 or (608) 261-5167.



State of Wisconsin • DEPARTMENT OF REVENUE

DIVISION OF STATE AND LOCAL FINANCE • BUREAU OF LOCAL GOVERNMENT SERVICES • 2135 RIMROCK RD MADISON, WI 53713

Mailing Address:
PO Box 8971 #6-97
Madison WI 53708-8971
Fax: (608) 264-6887
lgs@wisconsin.gov

September 13, 2024

RITA ZENZ
TOWN OF SOUTH LANCASTER
8610 STAGE RD
LANCASTER WI 53813-9602

Notice of Shared Revenue – 2025 Original Estimate

Notice Information

The Wisconsin Department of Revenue (DOR) is providing the **estimated** shared revenue amounts your local government will receive in 2025 under current state law for county and municipal aid, supplemental county and municipal aid, utility aid and the expenditure restraint incentive program. This does not include adjustments, shown on the July and November payment notices.

District	TOWN OF SOUTH LANCASTER	County	GRANT	Co-muni code	22-056
-----------------	-------------------------	---------------	-------	---------------------	--------

Estimate Information

For an explanation of each aid payment listed below, review the additional information in this notice.

2025 Original Estimate	
1. County and municipal aid	\$74,952.42
2. Utility aid	\$6,926.32
3. Supplemental county and municipal aid	\$45,422.23
4. Expenditure restraint incentive program	\$0.00
5. Total Estimated 2025 Payments (sum of Lines 1-4)	\$127,300.97

Payment Information

Your local government will receive two distributions in 2025 :

- July 28, 2025: 15% of Line 1, 2, and 3 and 100% of Line 4 (*shown above*)
- November 17, 2025: balance of your 2025 aid payments

County and Municipal Aid

Under state law, the county and municipal aid paid to each county and municipality must be equal to the amount determined in 2012 (sec. 79.036, Wis. Stats.) and adjusted for fallen protective services insurance reimbursement (sec. 79.036(4), Wis. Stats.).

County and Municipal Aid Calculation	
1. Prior year county and municipal aid	\$73,272.57
2. Increase due to sales tax revenue, including adjustments (<i>district changes</i>)	\$1,685.27
3. Fallen protective services insurance adjustment	-\$5.42
4. Fallen protective services insurance reimbursement (<i>reported to DOR</i>)	\$0.00
5. Total County and Municipal Aid (sum of Lines 1-4)	\$74,952.42

Utility Aid

- Under state law, utility aid is distributed to each county and municipality where tax-exempt utility property is located (sec. 79.04, Wis. Stats.)
- Utility companies report utility property information to DOR annually
- DOR uses the provided information to accurately calculate utility aid (*shown below*)

Utility Aid Calculation	
1. Net book value, <i>as of December 31, 2024 (including expected additions/retirements)</i>	\$2,308,773.00
2. Total net book value payment	\$6,926.32
3. Minimum payment	\$0.00
4. Megawatt capacity	0.0
5. Megawatt capacity payment	\$0.00
6. Closed/decommissioned production plant (phased down) payment	\$0.00
7. Subtotal (<i>sum of Lines 2, 3, 5 and 6</i>)	\$6,926.32
8. Population cap	\$360,825.00
9. Adjusted subtotal (<i>lesser of Line 7 or Line 8</i>)	\$6,926.32
10. Adjacent site incentive payment	\$0.00
11. Baseload incentive payment	\$0.00
12. Co-generation incentive payment	\$0.00
13. Alternative energy incentive payment	\$0.00
14. Total incentive payments (<i>sum of Lines 10 through 13</i>)	\$0.00
15. Spent nuclear fuel payment	\$0.00
16. Total Utility Aid – this is the utility aid payment listed on the front of the estimate (<i>sum of Lines 9, 14 and 15</i>)	\$6,926.32

Supplemental County and Municipal Aid

- Under state law, supplemental county and municipal aid paid to each county and municipality is determined by 2023 Wisconsin Act 12 (sec. 79.037, Wis. Stats.)
- For detailed information, review [county and municipal aid spreadsheet](#)

Supplemental County and Municipal Aid Calculation	
1. Prior year supplemental county and municipal aid	\$44,401.01
2. Increase due to sales tax revenue including adjustments (<i>district changes</i>)	\$1,021.22
3. Total Supplemental County and Municipal Aid (<i>sum of Lines 1 and 2</i>)	\$45,422.23

Expenditure Restraint Incentive Program

- Only municipalities are eligible to receive Expenditure Restraint Incentive Program (ERIP) payments
- Under state law, in 2025, each municipality will receive a payment that is equal to the amount of the payment received by the municipality in 2024 (sec. 79.05(4), Wis. Stats., from 2023 WI Act 12 – notwithstanding subs. (2) and (3))

Contact Information

If you have questions, contact us at lgs@wisconsin.gov, (608) 266-8618 or (608) 261-5167.



State of Wisconsin • DEPARTMENT OF REVENUE

DIVISION OF STATE AND LOCAL FINANCE • BUREAU OF LOCAL GOVERNMENT SERVICES • 2135 RIMROCK RD MADISON, WI 53713

Mailing Address:
PO Box 8971 #6-97
Madison WI 53708-8971
Fax: (608) 264-6887
lgs@wisconsin.gov

September 13, 2024

TINA MCDONALD
TOWN OF WATERLOO
5198 RIVER HIGHLANDS LN
CASSVILLE WI 53806

Notice of Shared Revenue – 2025 Original Estimate

Notice Information

The Wisconsin Department of Revenue (DOR) is providing the **estimated** shared revenue amounts your local government will receive in 2025 under current state law for county and municipal aid, supplemental county and municipal aid, utility aid and the expenditure restraint incentive program. This does not include adjustments, shown on the July and November payment notices.

District	TOWN OF WATERLOO	County	GRANT	Co-muni code	22-058
-----------------	------------------	---------------	-------	---------------------	--------

Estimate Information

For an explanation of each aid payment listed below, review the additional information in this notice.

2025 Original Estimate	
1. County and municipal aid	\$51,875.22
2. Utility aid	\$6,557.21
3. Supplemental county and municipal aid	\$40,198.14
4. Expenditure restraint incentive program	\$0.00
5. Total Estimated 2025 Payments (sum of Lines 1-4)	\$98,630.57

Payment Information

Your local government will receive two distributions in 2025 :

- July 28, 2025: 15% of Line 1, 2, and 3 and 100% of Line 4 (*shown above*)
- November 17, 2025: balance of your 2025 aid payments

County and Municipal Aid

Under state law, the county and municipal aid paid to each county and municipality must be equal to the amount determined in 2012 (sec. 79.036, Wis. Stats.) and adjusted for fallen protective services insurance reimbursement (sec. 79.036(4), Wis. Stats.).

County and Municipal Aid Calculation	
1. Prior year county and municipal aid	\$50,712.58
2. Increase due to sales tax revenue, including adjustments (<i>district changes</i>)	\$1,166.39
3. Fallen protective services insurance adjustment	-\$3.75
4. Fallen protective services insurance reimbursement (<i>reported to DOR</i>)	\$0.00
5. Total County and Municipal Aid (sum of Lines 1-4)	\$51,875.22

Utility Aid

- Under state law, utility aid is distributed to each county and municipality where tax-exempt utility property is located (sec. 79.04, Wis. Stats.)
- Utility companies report utility property information to DOR annually
- DOR uses the provided information to accurately calculate utility aid (*shown below*)

Utility Aid Calculation	
1. Net book value, <i>as of December 31, 2024 (including expected additions/retirements)</i>	\$2,185,737.00
2. Total net book value payment	\$6,557.21
3. Minimum payment	\$0.00
4. Megawatt capacity	0.0
5. Megawatt capacity payment	\$0.00
6. Closed/decommissioned production plant (phased down) payment	\$0.00
7. Subtotal (<i>sum of Lines 2, 3, 5 and 6</i>)	\$6,557.21
8. Population cap	\$235,450.00
9. Adjusted subtotal (<i>lesser of Line 7 or Line 8</i>)	\$6,557.21
10. Adjacent site incentive payment	\$0.00
11. Baseload incentive payment	\$0.00
12. Co-generation incentive payment	\$0.00
13. Alternative energy incentive payment	\$0.00
14. Total incentive payments (<i>sum of Lines 10 through 13</i>)	\$0.00
15. Spent nuclear fuel payment	\$0.00
16. Total Utility Aid – this is the utility aid payment listed on the front of the estimate (<i>sum of Lines 9, 14 and 15</i>)	\$6,557.21

Supplemental County and Municipal Aid

- Under state law, supplemental county and municipal aid paid to each county and municipality is determined by 2023 Wisconsin Act 12 (sec. 79.037, Wis. Stats.)
- For detailed information, review [county and municipal aid spreadsheet](#)

Supplemental County and Municipal Aid Calculation	
1. Prior year supplemental county and municipal aid	\$39,294.37
2. Increase due to sales tax revenue including adjustments (<i>district changes</i>)	\$903.77
3. Total Supplemental County and Municipal Aid (<i>sum of Lines 1 and 2</i>)	\$40,198.14

Expenditure Restraint Incentive Program

- Only municipalities are eligible to receive Expenditure Restraint Incentive Program (ERIP) payments
- Under state law, in 2025, each municipality will receive a payment that is equal to the amount of the payment received by the municipality in 2024 (sec. 79.05(4), Wis. Stats., from 2023 WI Act 12 – notwithstanding subs. (2) and (3))

Contact Information

If you have questions, contact us at lgs@wisconsin.gov, (608) 266-8618 or (608) 261-5167.



State of Wisconsin • DEPARTMENT OF REVENUE

DIVISION OF STATE AND LOCAL FINANCE • BUREAU OF LOCAL GOVERNMENT SERVICES • 2135 RIMROCK RD MADISON, WI 53713

Mailing Address:
PO Box 8971 #6-97
Madison WI 53708-8971
Fax: (608) 264-6887
lgs@wisconsin.gov

September 13, 2024

DARLENE LARSON
TOWN OF WATTERSTOWN
16997 LARSON RD
BOSCOBEL WI 53805

Notice of Shared Revenue – 2025 Original Estimate

Notice Information

The Wisconsin Department of Revenue (DOR) is providing the **estimated** shared revenue amounts your local government will receive in 2025 under current state law for county and municipal aid, supplemental county and municipal aid, utility aid and the expenditure restraint incentive program. This does not include adjustments, shown on the July and November payment notices.

District	TOWN OF WATTERSTOWN	County	GRANT	Co-muni code	22-060
-----------------	---------------------	---------------	-------	---------------------	--------

Estimate Information

For an explanation of each aid payment listed below, review the additional information in this notice.

2025 Original Estimate	
1. County and municipal aid	\$33,680.45
2. Utility aid	\$831.23
3. Supplemental county and municipal aid	\$37,103.99
4. Expenditure restraint incentive program	\$0.00
5. Total Estimated 2025 Payments (sum of Lines 1-4)	\$71,615.67

Payment Information

Your local government will receive two distributions in 2025 :

- July 28, 2025: 15% of Line 1, 2, and 3 and 100% of Line 4 (*shown above*)
- November 17, 2025: balance of your 2025 aid payments

County and Municipal Aid

Under state law, the county and municipal aid paid to each county and municipality must be equal to the amount determined in 2012 (sec. 79.036, Wis. Stats.) and adjusted for fallen protective services insurance reimbursement (sec. 79.036(4), Wis. Stats.).

County and Municipal Aid Calculation	
1. Prior year county and municipal aid	\$32,925.59
2. Increase due to sales tax revenue, including adjustments (<i>district changes</i>)	\$757.29
3. Fallen protective services insurance adjustment	-\$2.43
4. Fallen protective services insurance reimbursement (<i>reported to DOR</i>)	\$0.00
5. Total County and Municipal Aid (sum of Lines 1-4)	\$33,680.45

Utility Aid

- Under state law, utility aid is distributed to each county and municipality where tax-exempt utility property is located (sec. 79.04, Wis. Stats.)
- Utility companies report utility property information to DOR annually
- DOR uses the provided information to accurately calculate utility aid (*shown below*)

Utility Aid Calculation	
1. Net book value, as of December 31, 2024 (including expected additions/retirements)	\$277,075.00
2. Total net book value payment	\$831.23
3. Minimum payment	\$0.00
4. Megawatt capacity	0.0
5. Megawatt capacity payment	\$0.00
6. Closed/decommissioned production plant (phased down) payment	\$0.00
7. Subtotal (sum of Lines 2, 3, 5 and 6)	\$831.23
8. Population cap	\$158,525.00
9. Adjusted subtotal (lesser of Line 7 or Line 8)	\$831.23
10. Adjacent site incentive payment	\$0.00
11. Baseload incentive payment	\$0.00
12. Co-generation incentive payment	\$0.00
13. Alternative energy incentive payment	\$0.00
14. Total incentive payments (sum of Lines 10 through 13)	\$0.00
15. Spent nuclear fuel payment	\$0.00
16. Total Utility Aid – this is the utility aid payment listed on the front of the estimate (sum of Lines 9, 14 and 15)	\$831.23

Supplemental County and Municipal Aid

- Under state law, supplemental county and municipal aid paid to each county and municipality is determined by 2023 Wisconsin Act 12 (sec. 79.037, Wis. Stats.)
- For detailed information, review [county and municipal aid spreadsheet](#)

Supplemental County and Municipal Aid Calculation	
1. Prior year supplemental county and municipal aid	\$36,269.79
2. Increase due to sales tax revenue including adjustments (district changes)	\$834.20
3. Total Supplemental County and Municipal Aid (sum of Lines 1 and 2)	\$37,103.99

Expenditure Restraint Incentive Program

- Only municipalities are eligible to receive Expenditure Restraint Incentive Program (ERIP) payments
- Under state law, in 2025, each municipality will receive a payment that is equal to the amount of the payment received by the municipality in 2024 (sec. 79.05(4), Wis. Stats., from 2023 WI Act 12 – notwithstanding subs. (2) and (3))

Contact Information

If you have questions, contact us at lgs@wisconsin.gov, (608) 266-8618 or (608) 261-5167.



State of Wisconsin • DEPARTMENT OF REVENUE

DIVISION OF STATE AND LOCAL FINANCE • BUREAU OF LOCAL GOVERNMENT SERVICES • 2135 RIMROCK RD MADISON, WI 53713

Mailing Address:
PO Box 8971 #6-97
Madison WI 53708-8971
Fax: (608) 264-6887
lgs@wisconsin.gov

September 13, 2024

TRACY FILLBACK
TOWN OF WINGVILLE
14166 COUNTY RD G
MONTFORT WI 53569

Notice of Shared Revenue – 2025 Original Estimate

Notice Information

The Wisconsin Department of Revenue (DOR) is providing the **estimated** shared revenue amounts your local government will receive in 2025 under current state law for county and municipal aid, supplemental county and municipal aid, utility aid and the expenditure restraint incentive program. This does not include adjustments, shown on the July and November payment notices.

District	TOWN OF WINGVILLE	County	GRANT	Co-muni code	22-062
-----------------	-------------------	---------------	-------	---------------------	--------

Estimate Information

For an explanation of each aid payment listed below, review the additional information in this notice.

2025 Original Estimate	
1. County and municipal aid	\$21,519.38
2. Utility aid	\$213,654.21
3. Supplemental county and municipal aid	\$37,189.95
4. Expenditure restraint incentive program	\$2,791.48
5. Total Estimated 2025 Payments (sum of Lines 1-4)	\$275,155.02

Payment Information

Your local government will receive two distributions in 2025 :

- July 28, 2025: 15% of Line 1, 2, and 3 and 100% of Line 4 (*shown above*)
- November 17, 2025: balance of your 2025 aid payments

County and Municipal Aid

Under state law, the county and municipal aid paid to each county and municipality must be equal to the amount determined in 2012 (sec. 79.036, Wis. Stats.) and adjusted for fallen protective services insurance reimbursement (sec. 79.036(4), Wis. Stats.).

County and Municipal Aid Calculation	
1. Prior year county and municipal aid	\$21,037.08
2. Increase due to sales tax revenue, including adjustments (<i>district changes</i>)	\$483.85
3. Fallen protective services insurance adjustment	-\$1.55
4. Fallen protective services insurance reimbursement (<i>reported to DOR</i>)	\$0.00
5. Total County and Municipal Aid (sum of Lines 1-4)	\$21,519.38

Utility Aid

- Under state law, utility aid is distributed to each county and municipality where tax-exempt utility property is located (sec. 79.04, Wis. Stats.)
- Utility companies report utility property information to DOR annually
- DOR uses the provided information to accurately calculate utility aid (*shown below*)

Utility Aid Calculation	
1. Net book value, <i>as of December 31, 2024 (including expected additions/retirements)</i>	\$30,845,847.00
2. Total net book value payment	\$92,537.54
3. Minimum payment	\$0.00
4. Megawatt capacity	55.9
5. Megawatt capacity payment	\$37,266.67
6. Closed/decommissioned production plant (phased down) payment	\$0.00
7. Subtotal (<i>sum of Lines 2, 3, 5 and 6</i>)	\$129,804.21
8. Population cap	\$158,950.00
9. Adjusted subtotal (<i>lesser of Line 7 or Line 8</i>)	\$129,804.21
10. Adjacent site incentive payment	\$0.00
11. Baseload incentive payment	\$0.00
12. Co-generation incentive payment	\$0.00
13. Alternative energy incentive payment	\$83,850.00
14. Total incentive payments (<i>sum of Lines 10 through 13</i>)	\$83,850.00
15. Spent nuclear fuel payment	\$0.00
16. Total Utility Aid – this is the utility aid payment listed on the front of the estimate (<i>sum of Lines 9, 14 and 15</i>)	\$213,654.21

Supplemental County and Municipal Aid

- Under state law, supplemental county and municipal aid paid to each county and municipality is determined by 2023 Wisconsin Act 12 (sec. 79.037, Wis. Stats.)
- For detailed information, review [county and municipal aid spreadsheet](#)

Supplemental County and Municipal Aid Calculation	
1. Prior year supplemental county and municipal aid	\$36,353.81
2. Increase due to sales tax revenue including adjustments (<i>district changes</i>)	\$836.14
3. Total Supplemental County and Municipal Aid (<i>sum of Lines 1 and 2</i>)	\$37,189.95

Expenditure Restraint Incentive Program

- Only municipalities are eligible to receive Expenditure Restraint Incentive Program (ERIP) payments
- Under state law, in 2025, each municipality will receive a payment that is equal to the amount of the payment received by the municipality in 2024 (sec. 79.05(4), Wis. Stats., from 2023 WI Act 12 – notwithstanding subs. (2) and (3))

Contact Information

If you have questions, contact us at lgs@wisconsin.gov, (608) 266-8618 or (608) 261-5167.



State of Wisconsin • DEPARTMENT OF REVENUE

DIVISION OF STATE AND LOCAL FINANCE • BUREAU OF LOCAL GOVERNMENT SERVICES • 2135 RIMROCK RD MADISON, WI 53713

Mailing Address:
PO Box 8971 #6-97
Madison WI 53708-8971
Fax: (608) 264-6887
lgs@wisconsin.gov

September 13, 2024

DEBORAH KNOWLES
TOWN OF WOODMAN
15247 COUNTY RD K
WOODMAN WI 53827-9710

Notice of Shared Revenue – 2025 Original Estimate

Notice Information

The Wisconsin Department of Revenue (DOR) is providing the **estimated** shared revenue amounts your local government will receive in 2025 under current state law for county and municipal aid, supplemental county and municipal aid, utility aid and the expenditure restraint incentive program. This does not include adjustments, shown on the July and November payment notices.

District	TOWN OF WOODMAN	County	GRANT	Co-muni code	22-064
-----------------	-----------------	---------------	-------	---------------------	--------

Estimate Information

For an explanation of each aid payment listed below, review the additional information in this notice.

2025 Original Estimate	
1. County and municipal aid	\$21,390.91
2. Utility aid	\$0.00
3. Supplemental county and municipal aid	\$33,407.28
4. Expenditure restraint incentive program	\$0.00
5. Total Estimated 2025 Payments (sum of Lines 1-4)	\$54,798.19

Payment Information

Your local government will receive two distributions in 2025 :

- July 28, 2025: 15% of Line 1, 2, and 3 and 100% of Line 4 (*shown above*)
- November 17, 2025: balance of your 2025 aid payments

County and Municipal Aid

Under state law, the county and municipal aid paid to each county and municipality must be equal to the amount determined in 2012 (sec. 79.036, Wis. Stats.) and adjusted for fallen protective services insurance reimbursement (sec. 79.036(4), Wis. Stats.).

County and Municipal Aid Calculation	
1. Prior year county and municipal aid	\$20,911.50
2. Increase due to sales tax revenue, including adjustments (<i>district changes</i>)	\$480.96
3. Fallen protective services insurance adjustment	-\$1.55
4. Fallen protective services insurance reimbursement (<i>reported to DOR</i>)	\$0.00
5. Total County and Municipal Aid (sum of Lines 1-4)	\$21,390.91

Utility Aid

- Under state law, utility aid is distributed to each county and municipality where tax-exempt utility property is located (sec. 79.04, Wis. Stats.)
- Utility companies report utility property information to DOR annually
- DOR uses the provided information to accurately calculate utility aid (*shown below*)

Utility Aid Calculation	
1. Net book value, <i>as of December 31, 2024 (including expected additions/retirements)</i>	\$0.00
2. Total net book value payment	\$0.00
3. Minimum payment	\$0.00
4. Megawatt capacity	0.0
5. Megawatt capacity payment	\$0.00
6. Closed/decommissioned production plant (phased down) payment	\$0.00
7. Subtotal (<i>sum of Lines 2, 3, 5 and 6</i>)	\$0.00
8. Population cap	\$68,000.00
9. Adjusted subtotal (<i>lesser of Line 7 or Line 8</i>)	\$0.00
10. Adjacent site incentive payment	\$0.00
11. Baseload incentive payment	\$0.00
12. Co-generation incentive payment	\$0.00
13. Alternative energy incentive payment	\$0.00
14. Total incentive payments (<i>sum of Lines 10 through 13</i>)	\$0.00
15. Spent nuclear fuel payment	\$0.00
16. Total Utility Aid – this is the utility aid payment listed on the front of the estimate (<i>sum of Lines 9, 14 and 15</i>)	\$0.00

Supplemental County and Municipal Aid

- Under state law, supplemental county and municipal aid paid to each county and municipality is determined by 2023 Wisconsin Act 12 (sec. 79.037, Wis. Stats.)
- For detailed information, review [county and municipal aid spreadsheet](#)

Supplemental County and Municipal Aid Calculation	
1. Prior year supplemental county and municipal aid	\$32,656.19
2. Increase due to sales tax revenue including adjustments (<i>district changes</i>)	\$751.09
3. Total Supplemental County and Municipal Aid (<i>sum of Lines 1 and 2</i>)	\$33,407.28

Expenditure Restraint Incentive Program

- Only municipalities are eligible to receive Expenditure Restraint Incentive Program (ERIP) payments
- Under state law, in 2025, each municipality will receive a payment that is equal to the amount of the payment received by the municipality in 2024 (sec. 79.05(4), Wis. Stats., from 2023 WI Act 12 – notwithstanding subs. (2) and (3))

Contact Information

If you have questions, contact us at lgs@wisconsin.gov, (608) 266-8618 or (608) 261-5167.



State of Wisconsin • DEPARTMENT OF REVENUE

DIVISION OF STATE AND LOCAL FINANCE • BUREAU OF LOCAL GOVERNMENT SERVICES • 2135 RIMROCK RD MADISON, WI 53713

Mailing Address:
PO Box 8971 #6-97
Madison WI 53708-8971
Fax: (608) 264-6887
lgs@wisconsin.gov

September 13, 2024

MICHELLE NEWHOUSE
TOWN OF WYALUSING
12296 DRY HOLLOW RD
BAGLEY WI 53801

Notice of Shared Revenue – 2025 Original Estimate

Notice Information

The Wisconsin Department of Revenue (DOR) is providing the **estimated** shared revenue amounts your local government will receive in 2025 under current state law for county and municipal aid, supplemental county and municipal aid, utility aid and the expenditure restraint incentive program. This does not include adjustments, shown on the July and November payment notices.

District	TOWN OF WYALUSING	County	GRANT	Co-muni code	22-066
-----------------	-------------------	---------------	-------	---------------------	--------

Estimate Information

For an explanation of each aid payment listed below, review the additional information in this notice.

2025 Original Estimate	
1. County and municipal aid	\$21,238.57
2. Utility aid	\$0.00
3. Supplemental county and municipal aid	\$36,467.88
4. Expenditure restraint incentive program	\$0.00
5. Total Estimated 2025 Payments (sum of Lines 1-4)	\$57,706.45

Payment Information

Your local government will receive two distributions in 2025 :

- July 28, 2025: 15% of Line 1, 2, and 3 and 100% of Line 4 (*shown above*)
- November 17, 2025: balance of your 2025 aid payments

County and Municipal Aid

Under state law, the county and municipal aid paid to each county and municipality must be equal to the amount determined in 2012 (sec. 79.036, Wis. Stats.) and adjusted for fallen protective services insurance reimbursement (sec. 79.036(4), Wis. Stats.).

County and Municipal Aid Calculation	
1. Prior year county and municipal aid	\$20,762.56
2. Increase due to sales tax revenue, including adjustments (<i>district changes</i>)	\$477.54
3. Fallen protective services insurance adjustment	-\$1.53
4. Fallen protective services insurance reimbursement (<i>reported to DOR</i>)	\$0.00
5. Total County and Municipal Aid (sum of Lines 1-4)	\$21,238.57

Utility Aid

- Under state law, utility aid is distributed to each county and municipality where tax-exempt utility property is located (sec. 79.04, Wis. Stats.)
- Utility companies report utility property information to DOR annually
- DOR uses the provided information to accurately calculate utility aid (*shown below*)

Utility Aid Calculation	
1. Net book value, <i>as of December 31, 2024 (including expected additions/retirements)</i>	\$0.00
2. Total net book value payment	\$0.00
3. Minimum payment	\$0.00
4. Megawatt capacity	0.0
5. Megawatt capacity payment	\$0.00
6. Closed/decommissioned production plant (phased down) payment	\$0.00
7. Subtotal (<i>sum of Lines 2, 3, 5 and 6</i>)	\$0.00
8. Population cap	\$140,250.00
9. Adjusted subtotal (<i>lesser of Line 7 or Line 8</i>)	\$0.00
10. Adjacent site incentive payment	\$0.00
11. Baseload incentive payment	\$0.00
12. Co-generation incentive payment	\$0.00
13. Alternative energy incentive payment	\$0.00
14. Total incentive payments (<i>sum of Lines 10 through 13</i>)	\$0.00
15. Spent nuclear fuel payment	\$0.00
16. Total Utility Aid – this is the utility aid payment listed on the front of the estimate (<i>sum of Lines 9, 14 and 15</i>)	\$0.00

Supplemental County and Municipal Aid

- Under state law, supplemental county and municipal aid paid to each county and municipality is determined by 2023 Wisconsin Act 12 (sec. 79.037, Wis. Stats.)
- For detailed information, review [county and municipal aid spreadsheet](#)

Supplemental County and Municipal Aid Calculation	
1. Prior year supplemental county and municipal aid	\$35,647.98
2. Increase due to sales tax revenue including adjustments (<i>district changes</i>)	\$819.90
3. Total Supplemental County and Municipal Aid (<i>sum of Lines 1 and 2</i>)	\$36,467.88

Expenditure Restraint Incentive Program

- Only municipalities are eligible to receive Expenditure Restraint Incentive Program (ERIP) payments
- Under state law, in 2025, each municipality will receive a payment that is equal to the amount of the payment received by the municipality in 2024 (sec. 79.05(4), Wis. Stats., from 2023 WI Act 12 – notwithstanding subs. (2) and (3))

Contact Information

If you have questions, contact us at lgs@wisconsin.gov, (608) 266-8618 or (608) 261-5167.



State of Wisconsin • DEPARTMENT OF REVENUE

DIVISION OF STATE AND LOCAL FINANCE • BUREAU OF LOCAL GOVERNMENT SERVICES • 2135 RIMROCK RD MADISON, WI 53713

Mailing Address:
PO Box 8971 #6-97
Madison WI 53708-8971
Fax: (608) 264-6887
lgs@wisconsin.gov

September 13, 2024

SHELLY LISTON
VILLAGE OF BAGLEY
PO BOX 116
BAGLEY WI 53801-0116

Notice of Shared Revenue – 2025 Original Estimate

Notice Information

The Wisconsin Department of Revenue (DOR) is providing the **estimated** shared revenue amounts your local government will receive in 2025 under current state law for county and municipal aid, supplemental county and municipal aid, utility aid and the expenditure restraint incentive program. This does not include adjustments, shown on the July and November payment notices.

District	VILLAGE OF BAGLEY	County	GRANT	Co-muni code	22-106
-----------------	-------------------	---------------	-------	---------------------	--------

Estimate Information

For an explanation of each aid payment listed below, review the additional information in this notice.

2025 Original Estimate	
1. County and municipal aid	\$81,750.01
2. Utility aid	\$0.00
3. Supplemental county and municipal aid	\$36,794.54
4. Expenditure restraint incentive program	\$0.00
5. Total Estimated 2025 Payments (sum of Lines 1-4)	\$118,544.55

Payment Information

Your local government will receive two distributions in 2025 :

- July 28, 2025: 15% of Line 1, 2, and 3 and 100% of Line 4 (*shown above*)
- November 17, 2025: balance of your 2025 aid payments

County and Municipal Aid

Under state law, the county and municipal aid paid to each county and municipality must be equal to the amount determined in 2012 (sec. 79.036, Wis. Stats.) and adjusted for fallen protective services insurance reimbursement (sec. 79.036(4), Wis. Stats.).

County and Municipal Aid Calculation	
1. Prior year county and municipal aid	\$79,917.81
2. Increase due to sales tax revenue, including adjustments (<i>district changes</i>)	\$1,838.11
3. Fallen protective services insurance adjustment	-\$5.91
4. Fallen protective services insurance reimbursement (<i>reported to DOR</i>)	\$0.00
5. Total County and Municipal Aid (sum of Lines 1-4)	\$81,750.01

Utility Aid

- Under state law, utility aid is distributed to each county and municipality where tax-exempt utility property is located (sec. 79.04, Wis. Stats.)
- Utility companies report utility property information to DOR annually
- DOR uses the provided information to accurately calculate utility aid (*shown below*)

Utility Aid Calculation	
1. Net book value, as of December 31, 2024 (including expected additions/retirements)	\$0.00
2. Total net book value payment	\$0.00
3. Minimum payment	\$0.00
4. Megawatt capacity	0.0
5. Megawatt capacity payment	\$0.00
6. Closed/decommissioned production plant (phased down) payment	\$0.00
7. Subtotal (sum of Lines 2, 3, 5 and 6)	\$0.00
8. Population cap	\$148,325.00
9. Adjusted subtotal (lesser of Line 7 or Line 8)	\$0.00
10. Adjacent site incentive payment	\$0.00
11. Baseload incentive payment	\$0.00
12. Co-generation incentive payment	\$0.00
13. Alternative energy incentive payment	\$0.00
14. Total incentive payments (sum of Lines 10 through 13)	\$0.00
15. Spent nuclear fuel payment	\$0.00
16. Total Utility Aid – this is the utility aid payment listed on the front of the estimate (sum of Lines 9, 14 and 15)	\$0.00

Supplemental County and Municipal Aid

- Under state law, supplemental county and municipal aid paid to each county and municipality is determined by 2023 Wisconsin Act 12 (sec. 79.037, Wis. Stats.)
- For detailed information, review [county and municipal aid spreadsheet](#)

Supplemental County and Municipal Aid Calculation	
1. Prior year supplemental county and municipal aid	\$35,967.29
2. Increase due to sales tax revenue including adjustments (district changes)	\$827.25
3. Total Supplemental County and Municipal Aid (sum of Lines 1 and 2)	\$36,794.54

Expenditure Restraint Incentive Program

- Only municipalities are eligible to receive Expenditure Restraint Incentive Program (ERIP) payments
- Under state law, in 2025, each municipality will receive a payment that is equal to the amount of the payment received by the municipality in 2024 (sec. 79.05(4), Wis. Stats., from 2023 WI Act 12 – notwithstanding subs. (2) and (3))

Contact Information

If you have questions, contact us at lgs@wisconsin.gov, (608) 266-8618 or (608) 261-5167.



State of Wisconsin • DEPARTMENT OF REVENUE

DIVISION OF STATE AND LOCAL FINANCE • BUREAU OF LOCAL GOVERNMENT SERVICES • 2135 RIMROCK RD MADISON, WI 53713

Mailing Address:
PO Box 8971 #6-97
Madison WI 53708-8971
Fax: (608) 264-6887
lgs@wisconsin.gov

September 13, 2024

SHAWNA ATTERBURY
VILLAGE OF BLOOMINGTON
PO BOX 156
BLOOMINGTON WI 53804

Notice of Shared Revenue – 2025 Original Estimate

Notice Information

The Wisconsin Department of Revenue (DOR) is providing the **estimated** shared revenue amounts your local government will receive in 2025 under current state law for county and municipal aid, supplemental county and municipal aid, utility aid and the expenditure restraint incentive program. This does not include adjustments, shown on the July and November payment notices.

District	VILLAGE OF BLOOMINGTON	County	GRANT	Co-muni code	22-107
-----------------	------------------------	---------------	-------	---------------------	--------

Estimate Information

For an explanation of each aid payment listed below, review the additional information in this notice.

2025 Original Estimate	
1. County and municipal aid	\$205,635.81
2. Utility aid	\$0.00
3. Supplemental county and municipal aid	\$43,463.43
4. Expenditure restraint incentive program	\$3,891.59
5. Total Estimated 2025 Payments (sum of Lines 1-4)	\$252,990.83

Payment Information

Your local government will receive two distributions in 2025 :

- July 28, 2025: 15% of Line 1, 2, and 3 and 100% of Line 4 (*shown above*)
- November 17, 2025: balance of your 2025 aid payments

County and Municipal Aid

Under state law, the county and municipal aid paid to each county and municipality must be equal to the amount determined in 2012 (sec. 79.036, Wis. Stats.) and adjusted for fallen protective services insurance reimbursement (sec. 79.036(4), Wis. Stats.).

County and Municipal Aid Calculation	
1. Prior year county and municipal aid	\$201,027.05
2. Increase due to sales tax revenue, including adjustments (<i>district changes</i>)	\$4,623.62
3. Fallen protective services insurance adjustment	-\$14.86
4. Fallen protective services insurance reimbursement (<i>reported to DOR</i>)	\$0.00
5. Total County and Municipal Aid (sum of Lines 1-4)	\$205,635.81

Utility Aid

- Under state law, utility aid is distributed to each county and municipality where tax-exempt utility property is located (sec. 79.04, Wis. Stats.)
- Utility companies report utility property information to DOR annually
- DOR uses the provided information to accurately calculate utility aid (*shown below*)

Utility Aid Calculation	
1. Net book value, <i>as of December 31, 2024 (including expected additions/retirements)</i>	\$0.00
2. Total net book value payment	\$0.00
3. Minimum payment	\$0.00
4. Megawatt capacity	0.0
5. Megawatt capacity payment	\$0.00
6. Closed/decommissioned production plant (phased down) payment	\$0.00
7. Subtotal (<i>sum of Lines 2, 3, 5 and 6</i>)	\$0.00
8. Population cap	\$316,200.00
9. Adjusted subtotal (<i>lesser of Line 7 or Line 8</i>)	\$0.00
10. Adjacent site incentive payment	\$0.00
11. Baseload incentive payment	\$0.00
12. Co-generation incentive payment	\$0.00
13. Alternative energy incentive payment	\$0.00
14. Total incentive payments (<i>sum of Lines 10 through 13</i>)	\$0.00
15. Spent nuclear fuel payment	\$0.00
16. Total Utility Aid – this is the utility aid payment listed on the front of the estimate (<i>sum of Lines 9, 14 and 15</i>)	\$0.00

Supplemental County and Municipal Aid

- Under state law, supplemental county and municipal aid paid to each county and municipality is determined by 2023 Wisconsin Act 12 (sec. 79.037, Wis. Stats.)
- For detailed information, review [county and municipal aid spreadsheet](#)

Supplemental County and Municipal Aid Calculation	
1. Prior year supplemental county and municipal aid	\$42,486.25
2. Increase due to sales tax revenue including adjustments (<i>district changes</i>)	\$977.18
3. Total Supplemental County and Municipal Aid (<i>sum of Lines 1 and 2</i>)	\$43,463.43

Expenditure Restraint Incentive Program

- Only municipalities are eligible to receive Expenditure Restraint Incentive Program (ERIP) payments
- Under state law, in 2025, each municipality will receive a payment that is equal to the amount of the payment received by the municipality in 2024 (sec. 79.05(4), Wis. Stats., from 2023 WI Act 12 – notwithstanding subs. (2) and (3))

Contact Information

If you have questions, contact us at lgs@wisconsin.gov, (608) 266-8618 or (608) 261-5167.



State of Wisconsin • DEPARTMENT OF REVENUE

DIVISION OF STATE AND LOCAL FINANCE • BUREAU OF LOCAL GOVERNMENT SERVICES • 2135 RIMROCK RD MADISON, WI 53713

Mailing Address:
PO Box 8971 #6-97
Madison WI 53708-8971
Fax: (608) 264-6887
lgs@wisconsin.gov

September 13, 2024

SHEILA SPERRY
VILLAGE OF BLUE RIVER
201 CLINTON ST
BLUE RIVER WI 53518-9248

Notice of Shared Revenue – 2025 Original Estimate

Notice Information

The Wisconsin Department of Revenue (DOR) is providing the **estimated** shared revenue amounts your local government will receive in 2025 under current state law for county and municipal aid, supplemental county and municipal aid, utility aid and the expenditure restraint incentive program. This does not include adjustments, shown on the July and November payment notices.

District	VILLAGE OF BLUE RIVER	County	GRANT	Co-muni code	22-108
-----------------	-----------------------	---------------	-------	---------------------	--------

Estimate Information

For an explanation of each aid payment listed below, review the additional information in this notice.

2025 Original Estimate	
1. County and municipal aid	\$152,178.93
2. Utility aid	\$0.00
3. Supplemental county and municipal aid	\$38,548.01
4. Expenditure restraint incentive program	\$1,208.73
5. Total Estimated 2025 Payments (sum of Lines 1-4)	\$191,935.67

Payment Information

Your local government will receive two distributions in 2025 :

- July 28, 2025: 15% of Line 1, 2, and 3 and 100% of Line 4 (*shown above*)
- November 17, 2025: balance of your 2025 aid payments

County and Municipal Aid

Under state law, the county and municipal aid paid to each county and municipality must be equal to the amount determined in 2012 (sec. 79.036, Wis. Stats.) and adjusted for fallen protective services insurance reimbursement (sec. 79.036(4), Wis. Stats.).

County and Municipal Aid Calculation	
1. Prior year county and municipal aid	\$148,768.25
2. Increase due to sales tax revenue, including adjustments (<i>district changes</i>)	\$3,421.67
3. Fallen protective services insurance adjustment	-\$10.99
4. Fallen protective services insurance reimbursement (<i>reported to DOR</i>)	\$0.00
5. Total County and Municipal Aid (sum of Lines 1-4)	\$152,178.93

Utility Aid

- Under state law, utility aid is distributed to each county and municipality where tax-exempt utility property is located (sec. 79.04, Wis. Stats.)
- Utility companies report utility property information to DOR annually
- DOR uses the provided information to accurately calculate utility aid (*shown below*)

Utility Aid Calculation	
1. Net book value, <i>as of December 31, 2024 (including expected additions/retirements)</i>	\$0.00
2. Total net book value payment	\$0.00
3. Minimum payment	\$0.00
4. Megawatt capacity	0.0
5. Megawatt capacity payment	\$0.00
6. Closed/decommissioned production plant (phased down) payment	\$0.00
7. Subtotal (<i>sum of Lines 2, 3, 5 and 6</i>)	\$0.00
8. Population cap	\$190,400.00
9. Adjusted subtotal (<i>lesser of Line 7 or Line 8</i>)	\$0.00
10. Adjacent site incentive payment	\$0.00
11. Baseload incentive payment	\$0.00
12. Co-generation incentive payment	\$0.00
13. Alternative energy incentive payment	\$0.00
14. Total incentive payments (<i>sum of Lines 10 through 13</i>)	\$0.00
15. Spent nuclear fuel payment	\$0.00
16. Total Utility Aid – this is the utility aid payment listed on the front of the estimate (<i>sum of Lines 9, 14 and 15</i>)	\$0.00

Supplemental County and Municipal Aid

- Under state law, supplemental county and municipal aid paid to each county and municipality is determined by 2023 Wisconsin Act 12 (sec. 79.037, Wis. Stats.)
- For detailed information, review [county and municipal aid spreadsheet](#)

Supplemental County and Municipal Aid Calculation	
1. Prior year supplemental county and municipal aid	\$37,681.34
2. Increase due to sales tax revenue including adjustments (<i>district changes</i>)	\$866.67
3. Total Supplemental County and Municipal Aid (<i>sum of Lines 1 and 2</i>)	\$38,548.01

Expenditure Restraint Incentive Program

- Only municipalities are eligible to receive Expenditure Restraint Incentive Program (ERIP) payments
- Under state law, in 2025, each municipality will receive a payment that is equal to the amount of the payment received by the municipality in 2024 (sec. 79.05(4), Wis. Stats., from 2023 WI Act 12 – notwithstanding subs. (2) and (3))

Contact Information

If you have questions, contact us at lgs@wisconsin.gov, (608) 266-8618 or (608) 261-5167.



State of Wisconsin • DEPARTMENT OF REVENUE

DIVISION OF STATE AND LOCAL FINANCE • BUREAU OF LOCAL GOVERNMENT SERVICES • 2135 RIMROCK RD MADISON, WI 53713

Mailing Address:
PO Box 8971 #6-97
Madison WI 53708-8971
Fax: (608) 264-6887
lgs@wisconsin.gov

September 13, 2024

MOLLY ROSKAMS
VILLAGE OF CASSVILLE
PO BOX 171
CASSVILLE WI 53806

Notice of Shared Revenue – 2025 Original Estimate

Notice Information

The Wisconsin Department of Revenue (DOR) is providing the **estimated** shared revenue amounts your local government will receive in 2025 under current state law for county and municipal aid, supplemental county and municipal aid, utility aid and the expenditure restraint incentive program. This does not include adjustments, shown on the July and November payment notices.

District	VILLAGE OF CASSVILLE	County	GRANT	Co-muni code	22-111
-----------------	----------------------	---------------	-------	---------------------	--------

Estimate Information

For an explanation of each aid payment listed below, review the additional information in this notice.

2025 Original Estimate	
1. County and municipal aid	\$175,318.07
2. Utility aid	\$319,175.00
3. Supplemental county and municipal aid	\$43,996.12
4. Expenditure restraint incentive program	\$11,372.89
5. Total Estimated 2025 Payments (sum of Lines 1-4)	\$549,862.08

Payment Information

Your local government will receive two distributions in 2025 :

- July 28, 2025: 15% of Line 1, 2, and 3 and 100% of Line 4 (*shown above*)
- November 17, 2025: balance of your 2025 aid payments

County and Municipal Aid

Under state law, the county and municipal aid paid to each county and municipality must be equal to the amount determined in 2012 (sec. 79.036, Wis. Stats.) and adjusted for fallen protective services insurance reimbursement (sec. 79.036(4), Wis. Stats.).

County and Municipal Aid Calculation	
1. Prior year county and municipal aid	\$171,388.80
2. Increase due to sales tax revenue, including adjustments (<i>district changes</i>)	\$3,941.94
3. Fallen protective services insurance adjustment	-\$12.67
4. Fallen protective services insurance reimbursement (<i>reported to DOR</i>)	\$0.00
5. Total County and Municipal Aid (sum of Lines 1-4)	\$175,318.07

Utility Aid

- Under state law, utility aid is distributed to each county and municipality where tax-exempt utility property is located (sec. 79.04, Wis. Stats.)
- Utility companies report utility property information to DOR annually
- DOR uses the provided information to accurately calculate utility aid (*shown below*)

Utility Aid Calculation	
1. Net book value, as of December 31, 2024 (including expected additions/retirements)	\$11,671,722.00
2. Total net book value payment	\$70,030.33
3. Minimum payment	\$0.00
4. Megawatt capacity	218.1
5. Megawatt capacity payment	\$290,799.98
6. Closed/decommissioned production plant (phased down) payment	\$0.00
7. Subtotal (sum of Lines 2, 3, 5 and 6)	\$360,830.31
8. Population cap	\$319,175.00
9. Adjusted subtotal (lesser of Line 7 or Line 8)	\$319,175.00
10. Adjacent site incentive payment	\$0.00
11. Baseload incentive payment	\$0.00
12. Co-generation incentive payment	\$0.00
13. Alternative energy incentive payment	\$0.00
14. Total incentive payments (sum of Lines 10 through 13)	\$0.00
15. Spent nuclear fuel payment	\$0.00
16. Total Utility Aid – this is the utility aid payment listed on the front of the estimate (sum of Lines 9, 14 and 15)	\$319,175.00

Supplemental County and Municipal Aid

- Under state law, supplemental county and municipal aid paid to each county and municipality is determined by 2023 Wisconsin Act 12 (sec. 79.037, Wis. Stats.)
- For detailed information, review [county and municipal aid spreadsheet](#)

Supplemental County and Municipal Aid Calculation	
1. Prior year supplemental county and municipal aid	\$43,006.96
2. Increase due to sales tax revenue including adjustments (district changes)	\$989.16
3. Total Supplemental County and Municipal Aid (sum of Lines 1 and 2)	\$43,996.12

Expenditure Restraint Incentive Program

- Only municipalities are eligible to receive Expenditure Restraint Incentive Program (ERIP) payments
- Under state law, in 2025, each municipality will receive a payment that is equal to the amount of the payment received by the municipality in 2024 (sec. 79.05(4), Wis. Stats., from 2023 WI Act 12 – notwithstanding subs. (2) and (3))

Contact Information

If you have questions, contact us at lgs@wisconsin.gov, (608) 266-8618 or (608) 261-5167.



State of Wisconsin • DEPARTMENT OF REVENUE

DIVISION OF STATE AND LOCAL FINANCE • BUREAU OF LOCAL GOVERNMENT SERVICES • 2135 RIMROCK RD MADISON, WI 53713

Mailing Address:
PO Box 8971 #6-97
Madison WI 53708-8971
Fax: (608) 264-6887
lgs@wisconsin.gov

September 13, 2024

DONNA TIMMERMAN
VILLAGE OF DICKEYVILLE
500 EAST AVE, PO BOX 219
PO BOX 219
DICKEYVILLE WI 53808

Notice of Shared Revenue – 2025 Original Estimate

Notice Information

The Wisconsin Department of Revenue (DOR) is providing the **estimated** shared revenue amounts your local government will receive in 2025 under current state law for county and municipal aid, supplemental county and municipal aid, utility aid and the expenditure restraint incentive program. This does not include adjustments, shown on the July and November payment notices.

District	VILLAGE OF DICKEYVILLE	County	GRANT	Co-muni code	22-116
-----------------	------------------------	---------------	-------	---------------------	--------

Estimate Information

For an explanation of each aid payment listed below, review the additional information in this notice.

2025 Original Estimate	
1. County and municipal aid	\$151,528.63
2. Utility aid	\$0.00
3. Supplemental county and municipal aid	\$49,029.82
4. Expenditure restraint incentive program	\$1,722.04
5. Total Estimated 2025 Payments (sum of Lines 1-4)	\$202,280.49

Payment Information

Your local government will receive two distributions in 2025 :

- July 28, 2025: 15% of Line 1, 2, and 3 and 100% of Line 4 (*shown above*)
- November 17, 2025: balance of your 2025 aid payments

County and Municipal Aid

Under state law, the county and municipal aid paid to each county and municipality must be equal to the amount determined in 2012 (sec. 79.036, Wis. Stats.) and adjusted for fallen protective services insurance reimbursement (sec. 79.036(4), Wis. Stats.).

County and Municipal Aid Calculation	
1. Prior year county and municipal aid	\$148,132.53
2. Increase due to sales tax revenue, including adjustments (<i>district changes</i>)	\$3,407.05
3. Fallen protective services insurance adjustment	-\$10.95
4. Fallen protective services insurance reimbursement (<i>reported to DOR</i>)	\$0.00
5. Total County and Municipal Aid (sum of Lines 1-4)	\$151,528.63

Utility Aid

- Under state law, utility aid is distributed to each county and municipality where tax-exempt utility property is located (sec. 79.04, Wis. Stats.)
- Utility companies report utility property information to DOR annually
- DOR uses the provided information to accurately calculate utility aid (*shown below*)

Utility Aid Calculation	
1. Net book value, <i>as of December 31, 2024 (including expected additions/retirements)</i>	\$0.00
2. Total net book value payment	\$0.00
3. Minimum payment	\$0.00
4. Megawatt capacity	0.0
5. Megawatt capacity payment	\$0.00
6. Closed/decommissioned production plant (phased down) payment	\$0.00
7. Subtotal (<i>sum of Lines 2, 3, 5 and 6</i>)	\$0.00
8. Population cap	\$460,275.00
9. Adjusted subtotal (<i>lesser of Line 7 or Line 8</i>)	\$0.00
10. Adjacent site incentive payment	\$0.00
11. Baseload incentive payment	\$0.00
12. Co-generation incentive payment	\$0.00
13. Alternative energy incentive payment	\$0.00
14. Total incentive payments (<i>sum of Lines 10 through 13</i>)	\$0.00
15. Spent nuclear fuel payment	\$0.00
16. Total Utility Aid – this is the utility aid payment listed on the front of the estimate (<i>sum of Lines 9, 14 and 15</i>)	\$0.00

Supplemental County and Municipal Aid

- Under state law, supplemental county and municipal aid paid to each county and municipality is determined by 2023 Wisconsin Act 12 (sec. 79.037, Wis. Stats.)
- For detailed information, review [county and municipal aid spreadsheet](#)

Supplemental County and Municipal Aid Calculation	
1. Prior year supplemental county and municipal aid	\$47,927.49
2. Increase due to sales tax revenue including adjustments (<i>district changes</i>)	\$1,102.33
3. Total Supplemental County and Municipal Aid (<i>sum of Lines 1 and 2</i>)	\$49,029.82

Expenditure Restraint Incentive Program

- Only municipalities are eligible to receive Expenditure Restraint Incentive Program (ERIP) payments
- Under state law, in 2025, each municipality will receive a payment that is equal to the amount of the payment received by the municipality in 2024 (sec. 79.05(4), Wis. Stats., from 2023 WI Act 12 – notwithstanding subs. (2) and (3))

Contact Information

If you have questions, contact us at lgs@wisconsin.gov, (608) 266-8618 or (608) 261-5167.



State of Wisconsin • DEPARTMENT OF REVENUE

DIVISION OF STATE AND LOCAL FINANCE • BUREAU OF LOCAL GOVERNMENT SERVICES • 2135 RIMROCK RD MADISON, WI 53713

Mailing Address:
PO Box 8971 #6-97
Madison WI 53708-8971
Fax: (608) 264-6887
lgs@wisconsin.gov

September 13, 2024

SALLY BAUER
VILLAGE OF HAZEL GREEN
1610 FAIRPLAY ST
PO BOX 367
HAZEL GREEN WI 53811-0367

Notice of Shared Revenue – 2025 Original Estimate

Notice Information

The Wisconsin Department of Revenue (DOR) is providing the **estimated** shared revenue amounts your local government will receive in 2025 under current state law for county and municipal aid, supplemental county and municipal aid, utility aid and the expenditure restraint incentive program. This does not include adjustments, shown on the July and November payment notices.

District	VILLAGE OF HAZEL GREEN	County	GRANT	Co-muni code	22-136
-----------------	------------------------	---------------	-------	---------------------	--------

Estimate Information

For an explanation of each aid payment listed below, review the additional information in this notice.

2025 Original Estimate	
1. County and municipal aid	\$442,577.82
2. Utility aid	\$0.00
3. Supplemental county and municipal aid	\$88,528.87
4. Expenditure restraint incentive program	\$0.00
5. Total Estimated 2025 Payments (sum of Lines 1-4)	\$531,106.69

Payment Information

Your local government will receive two distributions in 2025 :

- July 28, 2025: 15% of Line 1, 2, and 3 and 100% of Line 4 (*shown above*)
- November 17, 2025: balance of your 2025 aid payments

County and Municipal Aid

Under state law, the county and municipal aid paid to each county and municipality must be equal to the amount determined in 2012 (sec. 79.036, Wis. Stats.) and adjusted for fallen protective services insurance reimbursement (sec. 79.036(4), Wis. Stats.).

County and Municipal Aid Calculation	
1. Prior year county and municipal aid	\$432,658.65
2. Increase due to sales tax revenue, including adjustments (<i>district changes</i>)	\$9,951.15
3. Fallen protective services insurance adjustment	-\$31.98
4. Fallen protective services insurance reimbursement (<i>reported to DOR</i>)	\$0.00
5. Total County and Municipal Aid (sum of Lines 1-4)	\$442,577.82

Utility Aid

- Under state law, utility aid is distributed to each county and municipality where tax-exempt utility property is located (sec. 79.04, Wis. Stats.)
- Utility companies report utility property information to DOR annually
- DOR uses the provided information to accurately calculate utility aid (*shown below*)

Utility Aid Calculation	
1. Net book value, <i>as of December 31, 2024 (including expected additions/retirements)</i>	\$0.00
2. Total net book value payment	\$0.00
3. Minimum payment	\$0.00
4. Megawatt capacity	0.0
5. Megawatt capacity payment	\$0.00
6. Closed/decommissioned production plant (phased down) payment	\$0.00
7. Subtotal (<i>sum of Lines 2, 3, 5 and 6</i>)	\$0.00
8. Population cap	\$491,725.00
9. Adjusted subtotal (<i>lesser of Line 7 or Line 8</i>)	\$0.00
10. Adjacent site incentive payment	\$0.00
11. Baseload incentive payment	\$0.00
12. Co-generation incentive payment	\$0.00
13. Alternative energy incentive payment	\$0.00
14. Total incentive payments (<i>sum of Lines 10 through 13</i>)	\$0.00
15. Spent nuclear fuel payment	\$0.00
16. Total Utility Aid – this is the utility aid payment listed on the front of the estimate (<i>sum of Lines 9, 14 and 15</i>)	\$0.00

Supplemental County and Municipal Aid

- Under state law, supplemental county and municipal aid paid to each county and municipality is determined by 2023 Wisconsin Act 12 (sec. 79.037, Wis. Stats.)
- For detailed information, review [county and municipal aid spreadsheet](#)

Supplemental County and Municipal Aid Calculation	
1. Prior year supplemental county and municipal aid	\$86,538.48
2. Increase due to sales tax revenue including adjustments (<i>district changes</i>)	\$1,990.39
3. Total Supplemental County and Municipal Aid (<i>sum of Lines 1 and 2</i>)	\$88,528.87

Expenditure Restraint Incentive Program

- Only municipalities are eligible to receive Expenditure Restraint Incentive Program (ERIP) payments
- Under state law, in 2025, each municipality will receive a payment that is equal to the amount of the payment received by the municipality in 2024 (sec. 79.05(4), Wis. Stats., from 2023 WI Act 12 – notwithstanding subs. (2) and (3))

Contact Information

If you have questions, contact us at lgs@wisconsin.gov, (608) 266-8618 or (608) 261-5167.



State of Wisconsin • DEPARTMENT OF REVENUE

DIVISION OF STATE AND LOCAL FINANCE • BUREAU OF LOCAL GOVERNMENT SERVICES • 2135 RIMROCK RD MADISON, WI 53713

Mailing Address:
PO Box 8971 #6-97
Madison WI 53708-8971
Fax: (608) 264-6887
lgs@wisconsin.gov

September 13, 2024

CHRISTINA CHRISTIANSON
VILLAGE OF LIVINGSTON
PO BOX 90
LIVINGSTON WI 53554-0090

Notice of Shared Revenue – 2025 Original Estimate

Notice Information

The Wisconsin Department of Revenue (DOR) is providing the **estimated** shared revenue amounts your local government will receive in 2025 under current state law for county and municipal aid, supplemental county and municipal aid, utility aid and the expenditure restraint incentive program. This does not include adjustments, shown on the July and November payment notices.

District	VILLAGE OF LIVINGSTON	County	GRANT	Co-muni code	22-147
-----------------	-----------------------	---------------	-------	---------------------	--------

Estimate Information

For an explanation of each aid payment listed below, review the additional information in this notice.

2025 Original Estimate	
1. County and municipal aid	\$167,664.96
2. Utility aid	\$0.00
3. Supplemental county and municipal aid	\$41,659.03
4. Expenditure restraint incentive program	\$0.00
5. Total Estimated 2025 Payments (sum of Lines 1-4)	\$209,323.99

Payment Information

Your local government will receive two distributions in 2025 :

- July 28, 2025: 15% of Line 1, 2, and 3 and 100% of Line 4 (*shown above*)
- November 17, 2025: balance of your 2025 aid payments

County and Municipal Aid

Under state law, the county and municipal aid paid to each county and municipality must be equal to the amount determined in 2012 (sec. 79.036, Wis. Stats.) and adjusted for fallen protective services insurance reimbursement (sec. 79.036(4), Wis. Stats.).

County and Municipal Aid Calculation	
1. Prior year county and municipal aid	\$163,907.20
2. Increase due to sales tax revenue, including adjustments (<i>district changes</i>)	\$3,769.87
3. Fallen protective services insurance adjustment	-\$12.11
4. Fallen protective services insurance reimbursement (<i>reported to DOR</i>)	\$0.00
5. Total County and Municipal Aid (sum of Lines 1-4)	\$167,664.96

Utility Aid

- Under state law, utility aid is distributed to each county and municipality where tax-exempt utility property is located (sec. 79.04, Wis. Stats.)
- Utility companies report utility property information to DOR annually
- DOR uses the provided information to accurately calculate utility aid (*shown below*)

Utility Aid Calculation	
1. Net book value, <i>as of December 31, 2024 (including expected additions/retirements)</i>	\$0.00
2. Total net book value payment	\$0.00
3. Minimum payment	\$0.00
4. Megawatt capacity	0.0
5. Megawatt capacity payment	\$0.00
6. Closed/decommissioned production plant (phased down) payment	\$0.00
7. Subtotal (<i>sum of Lines 2, 3, 5 and 6</i>)	\$0.00
8. Population cap	\$268,600.00
9. Adjusted subtotal (<i>lesser of Line 7 or Line 8</i>)	\$0.00
10. Adjacent site incentive payment	\$0.00
11. Baseload incentive payment	\$0.00
12. Co-generation incentive payment	\$0.00
13. Alternative energy incentive payment	\$0.00
14. Total incentive payments (<i>sum of Lines 10 through 13</i>)	\$0.00
15. Spent nuclear fuel payment	\$0.00
16. Total Utility Aid – this is the utility aid payment listed on the front of the estimate (<i>sum of Lines 9, 14 and 15</i>)	\$0.00

Supplemental County and Municipal Aid

- Under state law, supplemental county and municipal aid paid to each county and municipality is determined by 2023 Wisconsin Act 12 (sec. 79.037, Wis. Stats.)
- For detailed information, review [county and municipal aid spreadsheet](#)

Supplemental County and Municipal Aid Calculation	
1. Prior year supplemental county and municipal aid	\$40,722.41
2. Increase due to sales tax revenue including adjustments (<i>district changes</i>)	\$936.62
3. Total Supplemental County and Municipal Aid (<i>sum of Lines 1 and 2</i>)	\$41,659.03

Expenditure Restraint Incentive Program

- Only municipalities are eligible to receive Expenditure Restraint Incentive Program (ERIP) payments
- Under state law, in 2025, each municipality will receive a payment that is equal to the amount of the payment received by the municipality in 2024 (sec. 79.05(4), Wis. Stats., from 2023 WI Act 12 – notwithstanding subs. (2) and (3))

Contact Information

If you have questions, contact us at lgs@wisconsin.gov, (608) 266-8618 or (608) 261-5167.



State of Wisconsin • DEPARTMENT OF REVENUE

DIVISION OF STATE AND LOCAL FINANCE • BUREAU OF LOCAL GOVERNMENT SERVICES • 2135 RIMROCK RD MADISON, WI 53713

Mailing Address:
PO Box 8971 #6-97
Madison WI 53708-8971
Fax: (608) 264-6887
lgs@wisconsin.gov

September 13, 2024

DIANA KLOSTERMAN
VILLAGE OF MONTFORT
PO BOX 157, 102 E PARK ST
MONTFORT WI 53569

Notice of Shared Revenue – 2025 Original Estimate

Notice Information

The Wisconsin Department of Revenue (DOR) is providing the **estimated** shared revenue amounts your local government will receive in 2025 under current state law for county and municipal aid, supplemental county and municipal aid, utility aid and the expenditure restraint incentive program. This does not include adjustments, shown on the July and November payment notices.

District	VILLAGE OF MONTFORT	County	GRANT	Co-muni code	22-151
-----------------	---------------------	---------------	-------	---------------------	--------

Estimate Information

For an explanation of each aid payment listed below, review the additional information in this notice.

2025 Original Estimate	
1. County and municipal aid	\$171,134.97
2. Utility aid	\$1,107.09
3. Supplemental county and municipal aid	\$42,741.70
4. Expenditure restraint incentive program	\$1,679.13
5. Total Estimated 2025 Payments (sum of Lines 1-4)	\$216,662.89

Payment Information

Your local government will receive two distributions in 2025 :

- July 28, 2025: 15% of Line 1, 2, and 3 and 100% of Line 4 (*shown above*)
- November 17, 2025: balance of your 2025 aid payments

County and Municipal Aid

Under state law, the county and municipal aid paid to each county and municipality must be equal to the amount determined in 2012 (sec. 79.036, Wis. Stats.) and adjusted for fallen protective services insurance reimbursement (sec. 79.036(4), Wis. Stats.).

County and Municipal Aid Calculation	
1. Prior year county and municipal aid	\$167,299.44
2. Increase due to sales tax revenue, including adjustments (<i>district changes</i>)	\$3,847.89
3. Fallen protective services insurance adjustment	-\$12.36
4. Fallen protective services insurance reimbursement (<i>reported to DOR</i>)	\$0.00
5. Total County and Municipal Aid (sum of Lines 1-4)	\$171,134.97

Utility Aid

- Under state law, utility aid is distributed to each county and municipality where tax-exempt utility property is located (sec. 79.04, Wis. Stats.)
- Utility companies report utility property information to DOR annually
- DOR uses the provided information to accurately calculate utility aid (*shown below*)

Utility Aid Calculation	
1. Net book value, <i>as of December 31, 2024 (including expected additions/retirements)</i>	\$184,515.00
2. Total net book value payment	\$1,107.09
3. Minimum payment	\$0.00
4. Megawatt capacity	0.0
5. Megawatt capacity payment	\$0.00
6. Closed/decommissioned production plant (phased down) payment	\$0.00
7. Subtotal (<i>sum of Lines 2, 3, 5 and 6</i>)	\$1,107.09
8. Population cap	\$303,875.00
9. Adjusted subtotal (<i>lesser of Line 7 or Line 8</i>)	\$1,107.09
10. Adjacent site incentive payment	\$0.00
11. Baseload incentive payment	\$0.00
12. Co-generation incentive payment	\$0.00
13. Alternative energy incentive payment	\$0.00
14. Total incentive payments (<i>sum of Lines 10 through 13</i>)	\$0.00
15. Spent nuclear fuel payment	\$0.00
16. Total Utility Aid – this is the utility aid payment listed on the front of the estimate (<i>sum of Lines 9, 14 and 15</i>)	\$1,107.09

Supplemental County and Municipal Aid

- Under state law, supplemental county and municipal aid paid to each county and municipality is determined by 2023 Wisconsin Act 12 (sec. 79.037, Wis. Stats.)
- For detailed information, review [county and municipal aid spreadsheet](#)

Supplemental County and Municipal Aid Calculation	
1. Prior year supplemental county and municipal aid	\$41,780.74
2. Increase due to sales tax revenue including adjustments (<i>district changes</i>)	\$960.96
3. Total Supplemental County and Municipal Aid (<i>sum of Lines 1 and 2</i>)	\$42,741.70

Expenditure Restraint Incentive Program

- Only municipalities are eligible to receive Expenditure Restraint Incentive Program (ERIP) payments
- Under state law, in 2025, each municipality will receive a payment that is equal to the amount of the payment received by the municipality in 2024 (sec. 79.05(4), Wis. Stats., from 2023 WI Act 12 – notwithstanding subs. (2) and (3))

Contact Information

If you have questions, contact us at lgs@wisconsin.gov, (608) 266-8618 or (608) 261-5167.



State of Wisconsin • DEPARTMENT OF REVENUE

DIVISION OF STATE AND LOCAL FINANCE • BUREAU OF LOCAL GOVERNMENT SERVICES • 2135 RIMROCK RD MADISON, WI 53713

Mailing Address:
PO Box 8971 #6-97
Madison WI 53708-8971
Fax: (608) 264-6887
lgs@wisconsin.gov

September 13, 2024

ROBERT KEENEY
VILLAGE OF MOUNT HOPE
PO BOX 65, 320 N AARLOCKER ST
MOUNT HOPE WI 53816-0065

Notice of Shared Revenue – 2025 Original Estimate

Notice Information

The Wisconsin Department of Revenue (DOR) is providing the **estimated** shared revenue amounts your local government will receive in 2025 under current state law for county and municipal aid, supplemental county and municipal aid, utility aid and the expenditure restraint incentive program. This does not include adjustments, shown on the July and November payment notices.

District	VILLAGE OF MOUNT HOPE	County	GRANT	Co-muni code	22-152
-----------------	-----------------------	---------------	-------	---------------------	--------

Estimate Information

For an explanation of each aid payment listed below, review the additional information in this notice.

2025 Original Estimate	
1. County and municipal aid	\$48,341.79
2. Utility aid	\$0.00
3. Supplemental county and municipal aid	\$34,353.05
4. Expenditure restraint incentive program	\$0.00
5. Total Estimated 2025 Payments (sum of Lines 1-4)	\$82,694.84

Payment Information

Your local government will receive two distributions in 2025 :

- July 28, 2025: 15% of Line 1, 2, and 3 and 100% of Line 4 (*shown above*)
- November 17, 2025: balance of your 2025 aid payments

County and Municipal Aid

Under state law, the county and municipal aid paid to each county and municipality must be equal to the amount determined in 2012 (sec. 79.036, Wis. Stats.) and adjusted for fallen protective services insurance reimbursement (sec. 79.036(4), Wis. Stats.).

County and Municipal Aid Calculation	
1. Prior year county and municipal aid	\$47,258.34
2. Increase due to sales tax revenue, including adjustments (<i>district changes</i>)	\$1,086.94
3. Fallen protective services insurance adjustment	-\$3.49
4. Fallen protective services insurance reimbursement (<i>reported to DOR</i>)	\$0.00
5. Total County and Municipal Aid (sum of Lines 1-4)	\$48,341.79

Utility Aid

- Under state law, utility aid is distributed to each county and municipality where tax-exempt utility property is located (sec. 79.04, Wis. Stats.)
- Utility companies report utility property information to DOR annually
- DOR uses the provided information to accurately calculate utility aid (*shown below*)

Utility Aid Calculation	
1. Net book value, <i>as of December 31, 2024 (including expected additions/retirements)</i>	\$0.00
2. Total net book value payment	\$0.00
3. Minimum payment	\$0.00
4. Megawatt capacity	0.0
5. Megawatt capacity payment	\$0.00
6. Closed/decommissioned production plant (phased down) payment	\$0.00
7. Subtotal (<i>sum of Lines 2, 3, 5 and 6</i>)	\$0.00
8. Population cap	\$87,125.00
9. Adjusted subtotal (<i>lesser of Line 7 or Line 8</i>)	\$0.00
10. Adjacent site incentive payment	\$0.00
11. Baseload incentive payment	\$0.00
12. Co-generation incentive payment	\$0.00
13. Alternative energy incentive payment	\$0.00
14. Total incentive payments (<i>sum of Lines 10 through 13</i>)	\$0.00
15. Spent nuclear fuel payment	\$0.00
16. Total Utility Aid – this is the utility aid payment listed on the front of the estimate (<i>sum of Lines 9, 14 and 15</i>)	\$0.00

Supplemental County and Municipal Aid

- Under state law, supplemental county and municipal aid paid to each county and municipality is determined by 2023 Wisconsin Act 12 (sec. 79.037, Wis. Stats.)
- For detailed information, review [county and municipal aid spreadsheet](#)

Supplemental County and Municipal Aid Calculation	
1. Prior year supplemental county and municipal aid	\$33,580.69
2. Increase due to sales tax revenue including adjustments (<i>district changes</i>)	\$772.36
3. Total Supplemental County and Municipal Aid (<i>sum of Lines 1 and 2</i>)	\$34,353.05

Expenditure Restraint Incentive Program

- Only municipalities are eligible to receive Expenditure Restraint Incentive Program (ERIP) payments
- Under state law, in 2025, each municipality will receive a payment that is equal to the amount of the payment received by the municipality in 2024 (sec. 79.05(4), Wis. Stats., from 2023 WI Act 12 – notwithstanding subs. (2) and (3))

Contact Information

If you have questions, contact us at lgs@wisconsin.gov, (608) 266-8618 or (608) 261-5167.



State of Wisconsin • DEPARTMENT OF REVENUE

DIVISION OF STATE AND LOCAL FINANCE • BUREAU OF LOCAL GOVERNMENT SERVICES • 2135 RIMROCK RD MADISON, WI 53713

Mailing Address:
PO Box 8971 #6-97
Madison WI 53708-8971
Fax: (608) 264-6887
lgs@wisconsin.gov

September 13, 2024

CINDA JOHNSON
VILLAGE OF MUSCODA
PO BOX 206, 206 N WISCONSIN AV
MUSCODA WI 53573-0206

Notice of Shared Revenue – 2025 Original Estimate

Notice Information

The Wisconsin Department of Revenue (DOR) is providing the **estimated** shared revenue amounts your local government will receive in 2025 under current state law for county and municipal aid, supplemental county and municipal aid, utility aid and the expenditure restraint incentive program. This does not include adjustments, shown on the July and November payment notices.

District	VILLAGE OF MUSCODA	County	GRANT	Co-muni code	22-153
-----------------	--------------------	---------------	-------	---------------------	--------

Estimate Information

For an explanation of each aid payment listed below, review the additional information in this notice.

2025 Original Estimate	
1. County and municipal aid	\$433,272.21
2. Utility aid	\$15,279.70
3. Supplemental county and municipal aid	\$86,667.47
4. Expenditure restraint incentive program	\$26,303.42
5. Total Estimated 2025 Payments (sum of Lines 1-4)	\$561,522.80

Payment Information

Your local government will receive two distributions in 2025 :

- July 28, 2025: 15% of Line 1, 2, and 3 and 100% of Line 4 (*shown above*)
- November 17, 2025: balance of your 2025 aid payments

County and Municipal Aid

Under state law, the county and municipal aid paid to each county and municipality must be equal to the amount determined in 2012 (sec. 79.036, Wis. Stats.) and adjusted for fallen protective services insurance reimbursement (sec. 79.036(4), Wis. Stats.).

County and Municipal Aid Calculation	
1. Prior year county and municipal aid	\$423,561.59
2. Increase due to sales tax revenue, including adjustments (<i>district changes</i>)	\$9,741.92
3. Fallen protective services insurance adjustment	-\$31.30
4. Fallen protective services insurance reimbursement (<i>reported to DOR</i>)	\$0.00
5. Total County and Municipal Aid (sum of Lines 1-4)	\$433,272.21

Utility Aid

- Under state law, utility aid is distributed to each county and municipality where tax-exempt utility property is located (sec. 79.04, Wis. Stats.)
- Utility companies report utility property information to DOR annually
- DOR uses the provided information to accurately calculate utility aid (*shown below*)

Utility Aid Calculation	
1. Net book value, <i>as of December 31, 2024 (including expected additions/retirements)</i>	\$2,546,617.00
2. Total net book value payment	\$15,279.70
3. Minimum payment	\$0.00
4. Megawatt capacity	0.0
5. Megawatt capacity payment	\$0.00
6. Closed/decommissioned production plant (phased down) payment	\$0.00
7. Subtotal (<i>sum of Lines 2, 3, 5 and 6</i>)	\$15,279.70
8. Population cap	\$542,725.00
9. Adjusted subtotal (<i>lesser of Line 7 or Line 8</i>)	\$15,279.70
10. Adjacent site incentive payment	\$0.00
11. Baseload incentive payment	\$0.00
12. Co-generation incentive payment	\$0.00
13. Alternative energy incentive payment	\$0.00
14. Total incentive payments (<i>sum of Lines 10 through 13</i>)	\$0.00
15. Spent nuclear fuel payment	\$0.00
16. Total Utility Aid – this is the utility aid payment listed on the front of the estimate (<i>sum of Lines 9, 14 and 15</i>)	\$15,279.70

Supplemental County and Municipal Aid

- Under state law, supplemental county and municipal aid paid to each county and municipality is determined by 2023 Wisconsin Act 12 (sec. 79.037, Wis. Stats.)
- For detailed information, review [county and municipal aid spreadsheet](#)

Supplemental County and Municipal Aid Calculation	
1. Prior year supplemental county and municipal aid	\$84,718.93
2. Increase due to sales tax revenue including adjustments (<i>district changes</i>)	\$1,948.54
3. Total Supplemental County and Municipal Aid (<i>sum of Lines 1 and 2</i>)	\$86,667.47

Expenditure Restraint Incentive Program

- Only municipalities are eligible to receive Expenditure Restraint Incentive Program (ERIP) payments
- Under state law, in 2025, each municipality will receive a payment that is equal to the amount of the payment received by the municipality in 2024 (sec. 79.05(4), Wis. Stats., from 2023 WI Act 12 – notwithstanding subs. (2) and (3))

Contact Information

If you have questions, contact us at lgs@wisconsin.gov, (608) 266-8618 or (608) 261-5167.



State of Wisconsin • DEPARTMENT OF REVENUE

DIVISION OF STATE AND LOCAL FINANCE • BUREAU OF LOCAL GOVERNMENT SERVICES • 2135 RIMROCK RD MADISON, WI 53713

Mailing Address:
PO Box 8971 #6-97
Madison WI 53708-8971
Fax: (608) 264-6887
lgs@wisconsin.gov

September 13, 2024

KELLY CONLEY
VILLAGE OF PATCH GROVE
PO BOX 168
PATCH GROVE WI 53817

Notice of Shared Revenue – 2025 Original Estimate

Notice Information

The Wisconsin Department of Revenue (DOR) is providing the **estimated** shared revenue amounts your local government will receive in 2025 under current state law for county and municipal aid, supplemental county and municipal aid, utility aid and the expenditure restraint incentive program. This does not include adjustments, shown on the July and November payment notices.

District	VILLAGE OF PATCH GROVE	County	GRANT	Co-muni code	22-171
-----------------	------------------------	---------------	-------	---------------------	--------

Estimate Information

For an explanation of each aid payment listed below, review the additional information in this notice.

2025 Original Estimate	
1. County and municipal aid	\$75,309.26
2. Utility aid	\$0.00
3. Supplemental county and municipal aid	\$34,095.12
4. Expenditure restraint incentive program	\$0.00
5. Total Estimated 2025 Payments (sum of Lines 1-4)	\$109,404.38

Payment Information

Your local government will receive two distributions in 2025 :

- July 28, 2025: 15% of Line 1, 2, and 3 and 100% of Line 4 (*shown above*)
- November 17, 2025: balance of your 2025 aid payments

County and Municipal Aid

Under state law, the county and municipal aid paid to each county and municipality must be equal to the amount determined in 2012 (sec. 79.036, Wis. Stats.) and adjusted for fallen protective services insurance reimbursement (sec. 79.036(4), Wis. Stats.).

County and Municipal Aid Calculation	
1. Prior year county and municipal aid	\$73,621.41
2. Increase due to sales tax revenue, including adjustments (<i>district changes</i>)	\$1,693.29
3. Fallen protective services insurance adjustment	-\$5.44
4. Fallen protective services insurance reimbursement (<i>reported to DOR</i>)	\$0.00
5. Total County and Municipal Aid (sum of Lines 1-4)	\$75,309.26

Utility Aid

- Under state law, utility aid is distributed to each county and municipality where tax-exempt utility property is located (sec. 79.04, Wis. Stats.)
- Utility companies report utility property information to DOR annually
- DOR uses the provided information to accurately calculate utility aid (*shown below*)

Utility Aid Calculation	
1. Net book value, <i>as of December 31, 2024 (including expected additions/retirements)</i>	\$0.00
2. Total net book value payment	\$0.00
3. Minimum payment	\$0.00
4. Megawatt capacity	0.0
5. Megawatt capacity payment	\$0.00
6. Closed/decommissioned production plant (phased down) payment	\$0.00
7. Subtotal (<i>sum of Lines 2, 3, 5 and 6</i>)	\$0.00
8. Population cap	\$81,175.00
9. Adjusted subtotal (<i>lesser of Line 7 or Line 8</i>)	\$0.00
10. Adjacent site incentive payment	\$0.00
11. Baseload incentive payment	\$0.00
12. Co-generation incentive payment	\$0.00
13. Alternative energy incentive payment	\$0.00
14. Total incentive payments (<i>sum of Lines 10 through 13</i>)	\$0.00
15. Spent nuclear fuel payment	\$0.00
16. Total Utility Aid – this is the utility aid payment listed on the front of the estimate (<i>sum of Lines 9, 14 and 15</i>)	\$0.00

Supplemental County and Municipal Aid

- Under state law, supplemental county and municipal aid paid to each county and municipality is determined by 2023 Wisconsin Act 12 (sec. 79.037, Wis. Stats.)
- For detailed information, review [county and municipal aid spreadsheet](#)

Supplemental County and Municipal Aid Calculation	
1. Prior year supplemental county and municipal aid	\$33,328.56
2. Increase due to sales tax revenue including adjustments (<i>district changes</i>)	\$766.56
3. Total Supplemental County and Municipal Aid (<i>sum of Lines 1 and 2</i>)	\$34,095.12

Expenditure Restraint Incentive Program

- Only municipalities are eligible to receive Expenditure Restraint Incentive Program (ERIP) payments
- Under state law, in 2025, each municipality will receive a payment that is equal to the amount of the payment received by the municipality in 2024 (sec. 79.05(4), Wis. Stats., from 2023 WI Act 12 – notwithstanding subs. (2) and (3))

Contact Information

If you have questions, contact us at lgs@wisconsin.gov, (608) 266-8618 or (608) 261-5167.



State of Wisconsin • DEPARTMENT OF REVENUE

DIVISION OF STATE AND LOCAL FINANCE • BUREAU OF LOCAL GOVERNMENT SERVICES • 2135 RIMROCK RD MADISON, WI 53713

Mailing Address:
PO Box 8971 #6-97
Madison WI 53708-8971
Fax: (608) 264-6887
lgs@wisconsin.gov

September 13, 2024

JESSIE GAVINSKI
VILLAGE OF POTOSI
PO BOX 45
POTOSI WI 53820-9709

Notice of Shared Revenue – 2025 Original Estimate

Notice Information

The Wisconsin Department of Revenue (DOR) is providing the **estimated** shared revenue amounts your local government will receive in 2025 under current state law for county and municipal aid, supplemental county and municipal aid, utility aid and the expenditure restraint incentive program. This does not include adjustments, shown on the July and November payment notices.

District	VILLAGE OF POTOSI	County	GRANT	Co-muni code	22-172
-----------------	-------------------	---------------	-------	---------------------	--------

Estimate Information

For an explanation of each aid payment listed below, review the additional information in this notice.

2025 Original Estimate	
1. County and municipal aid	\$208,722.16
2. Utility aid	\$0.00
3. Supplemental county and municipal aid	\$41,750.71
4. Expenditure restraint incentive program	\$0.00
5. Total Estimated 2025 Payments (sum of Lines 1-4)	\$250,472.87

Payment Information

Your local government will receive two distributions in 2025 :

- July 28, 2025: 15% of Line 1, 2, and 3 and 100% of Line 4 (*shown above*)
- November 17, 2025: balance of your 2025 aid payments

County and Municipal Aid

Under state law, the county and municipal aid paid to each county and municipality must be equal to the amount determined in 2012 (sec. 79.036, Wis. Stats.) and adjusted for fallen protective services insurance reimbursement (sec. 79.036(4), Wis. Stats.).

County and Municipal Aid Calculation	
1. Prior year county and municipal aid	\$204,044.22
2. Increase due to sales tax revenue, including adjustments (<i>district changes</i>)	\$4,693.02
3. Fallen protective services insurance adjustment	-\$15.08
4. Fallen protective services insurance reimbursement (<i>reported to DOR</i>)	\$0.00
5. Total County and Municipal Aid (sum of Lines 1-4)	\$208,722.16

Utility Aid

- Under state law, utility aid is distributed to each county and municipality where tax-exempt utility property is located (sec. 79.04, Wis. Stats.)
- Utility companies report utility property information to DOR annually
- DOR uses the provided information to accurately calculate utility aid (*shown below*)

Utility Aid Calculation	
1. Net book value, <i>as of December 31, 2024 (including expected additions/retirements)</i>	\$0.00
2. Total net book value payment	\$0.00
3. Minimum payment	\$0.00
4. Megawatt capacity	0.0
5. Megawatt capacity payment	\$0.00
6. Closed/decommissioned production plant (phased down) payment	\$0.00
7. Subtotal (<i>sum of Lines 2, 3, 5 and 6</i>)	\$0.00
8. Population cap	\$273,275.00
9. Adjusted subtotal (<i>lesser of Line 7 or Line 8</i>)	\$0.00
10. Adjacent site incentive payment	\$0.00
11. Baseload incentive payment	\$0.00
12. Co-generation incentive payment	\$0.00
13. Alternative energy incentive payment	\$0.00
14. Total incentive payments (<i>sum of Lines 10 through 13</i>)	\$0.00
15. Spent nuclear fuel payment	\$0.00
16. Total Utility Aid – this is the utility aid payment listed on the front of the estimate (<i>sum of Lines 9, 14 and 15</i>)	\$0.00

Supplemental County and Municipal Aid

- Under state law, supplemental county and municipal aid paid to each county and municipality is determined by 2023 Wisconsin Act 12 (sec. 79.037, Wis. Stats.)
- For detailed information, review [county and municipal aid spreadsheet](#)

Supplemental County and Municipal Aid Calculation	
1. Prior year supplemental county and municipal aid	\$40,812.03
2. Increase due to sales tax revenue including adjustments (<i>district changes</i>)	\$938.68
3. Total Supplemental County and Municipal Aid (<i>sum of Lines 1 and 2</i>)	\$41,750.71

Expenditure Restraint Incentive Program

- Only municipalities are eligible to receive Expenditure Restraint Incentive Program (ERIP) payments
- Under state law, in 2025, each municipality will receive a payment that is equal to the amount of the payment received by the municipality in 2024 (sec. 79.05(4), Wis. Stats., from 2023 WI Act 12 – notwithstanding subs. (2) and (3))

Contact Information

If you have questions, contact us at lgs@wisconsin.gov, (608) 266-8618 or (608) 261-5167.



State of Wisconsin • DEPARTMENT OF REVENUE

DIVISION OF STATE AND LOCAL FINANCE • BUREAU OF LOCAL GOVERNMENT SERVICES • 2135 RIMROCK RD MADISON, WI 53713

Mailing Address:
PO Box 8971 #6-97
Madison WI 53708-8971
Fax: (608) 264-6887
lgs@wisconsin.gov

September 13, 2024

LYNN YAGER
VILLAGE OF TENNYSON
PO BOX 172, 101 BUNKER HILL ST
POTOSI WI 53820

Notice of Shared Revenue – 2025 Original Estimate

Notice Information

The Wisconsin Department of Revenue (DOR) is providing the **estimated** shared revenue amounts your local government will receive in 2025 under current state law for county and municipal aid, supplemental county and municipal aid, utility aid and the expenditure restraint incentive program. This does not include adjustments, shown on the July and November payment notices.

District	VILLAGE OF TENNYSON	County	GRANT	Co-muni code	22-186
-----------------	---------------------	---------------	-------	---------------------	--------

Estimate Information

For an explanation of each aid payment listed below, review the additional information in this notice.

2025 Original Estimate	
1. County and municipal aid	\$65,944.40
2. Utility aid	\$0.00
3. Supplemental county and municipal aid	\$36,657.00
4. Expenditure restraint incentive program	\$0.00
5. Total Estimated 2025 Payments (sum of Lines 1-4)	\$102,601.40

Payment Information

Your local government will receive two distributions in 2025 :

- July 28, 2025: 15% of Line 1, 2, and 3 and 100% of Line 4 (*shown above*)
- November 17, 2025: balance of your 2025 aid payments

County and Municipal Aid

Under state law, the county and municipal aid paid to each county and municipality must be equal to the amount determined in 2012 (sec. 79.036, Wis. Stats.) and adjusted for fallen protective services insurance reimbursement (sec. 79.036(4), Wis. Stats.).

County and Municipal Aid Calculation	
1. Prior year county and municipal aid	\$64,466.43
2. Increase due to sales tax revenue, including adjustments (<i>district changes</i>)	\$1,482.73
3. Fallen protective services insurance adjustment	-\$4.76
4. Fallen protective services insurance reimbursement (<i>reported to DOR</i>)	\$0.00
5. Total County and Municipal Aid (sum of Lines 1-4)	\$65,944.40

Utility Aid

- Under state law, utility aid is distributed to each county and municipality where tax-exempt utility property is located (sec. 79.04, Wis. Stats.)
- Utility companies report utility property information to DOR annually
- DOR uses the provided information to accurately calculate utility aid (*shown below*)

Utility Aid Calculation	
1. Net book value, <i>as of December 31, 2024 (including expected additions/retirements)</i>	\$0.00
2. Total net book value payment	\$0.00
3. Minimum payment	\$0.00
4. Megawatt capacity	0.0
5. Megawatt capacity payment	\$0.00
6. Closed/decommissioned production plant (phased down) payment	\$0.00
7. Subtotal (<i>sum of Lines 2, 3, 5 and 6</i>)	\$0.00
8. Population cap	\$145,350.00
9. Adjusted subtotal (<i>lesser of Line 7 or Line 8</i>)	\$0.00
10. Adjacent site incentive payment	\$0.00
11. Baseload incentive payment	\$0.00
12. Co-generation incentive payment	\$0.00
13. Alternative energy incentive payment	\$0.00
14. Total incentive payments (<i>sum of Lines 10 through 13</i>)	\$0.00
15. Spent nuclear fuel payment	\$0.00
16. Total Utility Aid – this is the utility aid payment listed on the front of the estimate (<i>sum of Lines 9, 14 and 15</i>)	\$0.00

Supplemental County and Municipal Aid

- Under state law, supplemental county and municipal aid paid to each county and municipality is determined by 2023 Wisconsin Act 12 (sec. 79.037, Wis. Stats.)
- For detailed information, review [county and municipal aid spreadsheet](#)

Supplemental County and Municipal Aid Calculation	
1. Prior year supplemental county and municipal aid	\$35,832.84
2. Increase due to sales tax revenue including adjustments (<i>district changes</i>)	\$824.16
3. Total Supplemental County and Municipal Aid (<i>sum of Lines 1 and 2</i>)	\$36,657.00

Expenditure Restraint Incentive Program

- Only municipalities are eligible to receive Expenditure Restraint Incentive Program (ERIP) payments
- Under state law, in 2025, each municipality will receive a payment that is equal to the amount of the payment received by the municipality in 2024 (sec. 79.05(4), Wis. Stats., from 2023 WI Act 12 – notwithstanding subs. (2) and (3))

Contact Information

If you have questions, contact us at lgs@wisconsin.gov, (608) 266-8618 or (608) 261-5167.



State of Wisconsin • DEPARTMENT OF REVENUE

DIVISION OF STATE AND LOCAL FINANCE • BUREAU OF LOCAL GOVERNMENT SERVICES • 2135 RIMROCK RD MADISON, WI 53713

Mailing Address:
PO Box 8971 #6-97
Madison WI 53708-8971
Fax: (608) 264-6887
lgs@wisconsin.gov

September 13, 2024

KELLY CONLEY
VILLAGE OF WOODMAN
301 SPENCER STREET
WOODMAN WI 53827-0036

Notice of Shared Revenue – 2025 Original Estimate

Notice Information

The Wisconsin Department of Revenue (DOR) is providing the **estimated** shared revenue amounts your local government will receive in 2025 under current state law for county and municipal aid, supplemental county and municipal aid, utility aid and the expenditure restraint incentive program. This does not include adjustments, shown on the July and November payment notices.

District	VILLAGE OF WOODMAN	County	GRANT	Co-muni code	22-191
-----------------	--------------------	---------------	-------	---------------------	--------

Estimate Information

For an explanation of each aid payment listed below, review the additional information in this notice.

2025 Original Estimate	
1. County and municipal aid	\$38,275.30
2. Utility aid	\$0.00
3. Supplemental county and municipal aid	\$32,719.42
4. Expenditure restraint incentive program	\$0.00
5. Total Estimated 2025 Payments (sum of Lines 1-4)	\$70,994.72

Payment Information

Your local government will receive two distributions in 2025 :

- July 28, 2025: 15% of Line 1, 2, and 3 and 100% of Line 4 (*shown above*)
- November 17, 2025: balance of your 2025 aid payments

County and Municipal Aid

Under state law, the county and municipal aid paid to each county and municipality must be equal to the amount determined in 2012 (sec. 79.036, Wis. Stats.) and adjusted for fallen protective services insurance reimbursement (sec. 79.036(4), Wis. Stats.).

County and Municipal Aid Calculation	
1. Prior year county and municipal aid	\$37,417.47
2. Increase due to sales tax revenue, including adjustments (<i>district changes</i>)	\$860.60
3. Fallen protective services insurance adjustment	-\$2.77
4. Fallen protective services insurance reimbursement (<i>reported to DOR</i>)	\$0.00
5. Total County and Municipal Aid (sum of Lines 1-4)	\$38,275.30

Utility Aid

- Under state law, utility aid is distributed to each county and municipality where tax-exempt utility property is located (sec. 79.04, Wis. Stats.)
- Utility companies report utility property information to DOR annually
- DOR uses the provided information to accurately calculate utility aid (*shown below*)

Utility Aid Calculation	
1. Net book value, <i>as of December 31, 2024 (including expected additions/retirements)</i>	\$0.00
2. Total net book value payment	\$0.00
3. Minimum payment	\$0.00
4. Megawatt capacity	0.0
5. Megawatt capacity payment	\$0.00
6. Closed/decommissioned production plant (phased down) payment	\$0.00
7. Subtotal (<i>sum of Lines 2, 3, 5 and 6</i>)	\$0.00
8. Population cap	\$49,725.00
9. Adjusted subtotal (<i>lesser of Line 7 or Line 8</i>)	\$0.00
10. Adjacent site incentive payment	\$0.00
11. Baseload incentive payment	\$0.00
12. Co-generation incentive payment	\$0.00
13. Alternative energy incentive payment	\$0.00
14. Total incentive payments (<i>sum of Lines 10 through 13</i>)	\$0.00
15. Spent nuclear fuel payment	\$0.00
16. Total Utility Aid – this is the utility aid payment listed on the front of the estimate (<i>sum of Lines 9, 14 and 15</i>)	\$0.00

Supplemental County and Municipal Aid

- Under state law, supplemental county and municipal aid paid to each county and municipality is determined by 2023 Wisconsin Act 12 (sec. 79.037, Wis. Stats.)
- For detailed information, review [county and municipal aid spreadsheet](#)

Supplemental County and Municipal Aid Calculation	
1. Prior year supplemental county and municipal aid	\$31,983.79
2. Increase due to sales tax revenue including adjustments (<i>district changes</i>)	\$735.63
3. Total Supplemental County and Municipal Aid (<i>sum of Lines 1 and 2</i>)	\$32,719.42

Expenditure Restraint Incentive Program

- Only municipalities are eligible to receive Expenditure Restraint Incentive Program (ERIP) payments
- Under state law, in 2025, each municipality will receive a payment that is equal to the amount of the payment received by the municipality in 2024 (sec. 79.05(4), Wis. Stats., from 2023 WI Act 12 – notwithstanding subs. (2) and (3))

Contact Information

If you have questions, contact us at lgs@wisconsin.gov, (608) 266-8618 or (608) 261-5167.



State of Wisconsin • DEPARTMENT OF REVENUE

DIVISION OF STATE AND LOCAL FINANCE • BUREAU OF LOCAL GOVERNMENT SERVICES • 2135 RIMROCK RD MADISON, WI 53713

Mailing Address:
PO Box 8971 #6-97
Madison WI 53708-8971
Fax: (608) 264-6887
lgs@wisconsin.gov

September 13, 2024

PATRICIA SMITH
CITY OF BOSCOBEL
1006 WISCONSIN AVE
BOSCOBEL WI 53805-1532

Notice of Shared Revenue – 2025 Original Estimate

Notice Information

The Wisconsin Department of Revenue (DOR) is providing the **estimated** shared revenue amounts your local government will receive in 2025 under current state law for county and municipal aid, supplemental county and municipal aid, utility aid and the expenditure restraint incentive program. This does not include adjustments, shown on the July and November payment notices.

District	CITY OF BOSCOBEL	County	GRANT	Co-muni code	22-206
-----------------	------------------	---------------	-------	---------------------	--------

Estimate Information

For an explanation of each aid payment listed below, review the additional information in this notice.

2025 Original Estimate	
1. County and municipal aid	\$982,815.87
2. Utility aid	\$1.61
3. Supplemental county and municipal aid	\$196,592.71
4. Expenditure restraint incentive program	\$58,749.21
5. Total Estimated 2025 Payments (sum of Lines 1-4)	\$1,238,159.40

Payment Information

Your local government will receive two distributions in 2025 :

- July 28, 2025: 15% of Line 1, 2, and 3 and 100% of Line 4 (*shown above*)
- November 17, 2025: balance of your 2025 aid payments

County and Municipal Aid

Under state law, the county and municipal aid paid to each county and municipality must be equal to the amount determined in 2012 (sec. 79.036, Wis. Stats.) and adjusted for fallen protective services insurance reimbursement (sec. 79.036(4), Wis. Stats.).

County and Municipal Aid Calculation	
1. Prior year county and municipal aid	\$960,788.74
2. Increase due to sales tax revenue, including adjustments (<i>district changes</i>)	\$22,098.14
3. Fallen protective services insurance adjustment	-\$71.01
4. Fallen protective services insurance reimbursement (<i>reported to DOR</i>)	\$0.00
5. Total County and Municipal Aid (sum of Lines 1-4)	\$982,815.87

Utility Aid

- Under state law, utility aid is distributed to each county and municipality where tax-exempt utility property is located (sec. 79.04, Wis. Stats.)
- Utility companies report utility property information to DOR annually
- DOR uses the provided information to accurately calculate utility aid (*shown below*)

Utility Aid Calculation	
1. Net book value, <i>as of December 31, 2024 (including expected additions/retirements)</i>	\$268.00
2. Total net book value payment	\$1.61
3. Minimum payment	\$0.00
4. Megawatt capacity	0.0
5. Megawatt capacity payment	\$0.00
6. Closed/decommissioned production plant (phased down) payment	\$0.00
7. Subtotal (<i>sum of Lines 2, 3, 5 and 6</i>)	\$1.61
8. Population cap	\$1,360,850.00
9. Adjusted subtotal (<i>lesser of Line 7 or Line 8</i>)	\$1.61
10. Adjacent site incentive payment	\$0.00
11. Baseload incentive payment	\$0.00
12. Co-generation incentive payment	\$0.00
13. Alternative energy incentive payment	\$0.00
14. Total incentive payments (<i>sum of Lines 10 through 13</i>)	\$0.00
15. Spent nuclear fuel payment	\$0.00
16. Total Utility Aid – this is the utility aid payment listed on the front of the estimate (<i>sum of Lines 9, 14 and 15</i>)	\$1.61

Supplemental County and Municipal Aid

- Under state law, supplemental county and municipal aid paid to each county and municipality is determined by 2023 Wisconsin Act 12 (sec. 79.037, Wis. Stats.)
- For detailed information, review [county and municipal aid spreadsheet](#)

Supplemental County and Municipal Aid Calculation	
1. Prior year supplemental county and municipal aid	\$192,172.74
2. Increase due to sales tax revenue including adjustments (<i>district changes</i>)	\$4,419.97
3. Total Supplemental County and Municipal Aid (<i>sum of Lines 1 and 2</i>)	\$196,592.71

Expenditure Restraint Incentive Program

- Only municipalities are eligible to receive Expenditure Restraint Incentive Program (ERIP) payments
- Under state law, in 2025, each municipality will receive a payment that is equal to the amount of the payment received by the municipality in 2024 (sec. 79.05(4), Wis. Stats., from 2023 WI Act 12 – notwithstanding subs. (2) and (3))

Contact Information

If you have questions, contact us at lgs@wisconsin.gov, (608) 266-8618 or (608) 261-5167.



State of Wisconsin • DEPARTMENT OF REVENUE

DIVISION OF STATE AND LOCAL FINANCE • BUREAU OF LOCAL GOVERNMENT SERVICES • 2135 RIMROCK RD MADISON, WI 53713

Mailing Address:
PO Box 8971 #6-97
Madison WI 53708-8971
Fax: (608) 264-6887
lgs@wisconsin.gov

September 13, 2024

JILL HILL
CITY OF CUBA CITY
108 N MAIN ST
CUBA CITY WI 53807-1538

Notice of Shared Revenue – 2025 Original Estimate

Notice Information

The Wisconsin Department of Revenue (DOR) is providing the **estimated** shared revenue amounts your local government will receive in 2025 under current state law for county and municipal aid, supplemental county and municipal aid, utility aid and the expenditure restraint incentive program. This does not include adjustments, shown on the July and November payment notices.

District	CITY OF CUBA CITY	County	GRANT	Co-muni code	22-211
-----------------	-------------------	---------------	-------	---------------------	--------

Estimate Information

For an explanation of each aid payment listed below, review the additional information in this notice.

2025 Original Estimate	
1. County and municipal aid	\$428,708.72
2. Utility aid	\$830.02
3. Supplemental county and municipal aid	\$85,754.63
4. Expenditure restraint incentive program	\$15,306.00
5. Total Estimated 2025 Payments (sum of Lines 1-4)	\$530,599.37

Payment Information

Your local government will receive two distributions in 2025 :

- July 28, 2025: 15% of Line 1, 2, and 3 and 100% of Line 4 (*shown above*)
- November 17, 2025: balance of your 2025 aid payments

County and Municipal Aid

Under state law, the county and municipal aid paid to each county and municipality must be equal to the amount determined in 2012 (sec. 79.036, Wis. Stats.) and adjusted for fallen protective services insurance reimbursement (sec. 79.036(4), Wis. Stats.).

County and Municipal Aid Calculation	
1. Prior year county and municipal aid	\$419,100.38
2. Increase due to sales tax revenue, including adjustments (<i>district changes</i>)	\$9,639.31
3. Fallen protective services insurance adjustment	-\$30.97
4. Fallen protective services insurance reimbursement (<i>reported to DOR</i>)	\$0.00
5. Total County and Municipal Aid (sum of Lines 1-4)	\$428,708.72

Utility Aid

- Under state law, utility aid is distributed to each county and municipality where tax-exempt utility property is located (sec. 79.04, Wis. Stats.)
- Utility companies report utility property information to DOR annually
- DOR uses the provided information to accurately calculate utility aid (*shown below*)

Utility Aid Calculation	
1. Net book value, <i>as of December 31, 2024 (including expected additions/retirements)</i>	\$138,336.00
2. Total net book value payment	\$830.02
3. Minimum payment	\$0.00
4. Megawatt capacity	0.0
5. Megawatt capacity payment	\$0.00
6. Closed/decommissioned production plant (phased down) payment	\$0.00
7. Subtotal (<i>sum of Lines 2, 3, 5 and 6</i>)	\$830.02
8. Population cap	\$882,300.00
9. Adjusted subtotal (<i>lesser of Line 7 or Line 8</i>)	\$830.02
10. Adjacent site incentive payment	\$0.00
11. Baseload incentive payment	\$0.00
12. Co-generation incentive payment	\$0.00
13. Alternative energy incentive payment	\$0.00
14. Total incentive payments (<i>sum of Lines 10 through 13</i>)	\$0.00
15. Spent nuclear fuel payment	\$0.00
16. Total Utility Aid – this is the utility aid payment listed on the front of the estimate (<i>sum of Lines 9, 14 and 15</i>)	\$830.02

Supplemental County and Municipal Aid

- Under state law, supplemental county and municipal aid paid to each county and municipality is determined by 2023 Wisconsin Act 12 (sec. 79.037, Wis. Stats.)
- For detailed information, review [county and municipal aid spreadsheet](#)

Supplemental County and Municipal Aid Calculation	
1. Prior year supplemental county and municipal aid	\$83,826.62
2. Increase due to sales tax revenue including adjustments (<i>district changes</i>)	\$1,928.01
3. Total Supplemental County and Municipal Aid (<i>sum of Lines 1 and 2</i>)	\$85,754.63

Expenditure Restraint Incentive Program

- Only municipalities are eligible to receive Expenditure Restraint Incentive Program (ERIP) payments
- Under state law, in 2025, each municipality will receive a payment that is equal to the amount of the payment received by the municipality in 2024 (sec. 79.05(4), Wis. Stats., from 2023 WI Act 12 – notwithstanding subs. (2) and (3))

Contact Information

If you have questions, contact us at lgs@wisconsin.gov, (608) 266-8618 or (608) 261-5167.



State of Wisconsin • DEPARTMENT OF REVENUE

DIVISION OF STATE AND LOCAL FINANCE • BUREAU OF LOCAL GOVERNMENT SERVICES • 2135 RIMROCK RD MADISON, WI 53713

Mailing Address:
PO Box 8971 #6-97
Madison WI 53708-8971
Fax: (608) 264-6887
lgs@wisconsin.gov

September 13, 2024

ASHLEY EDGE
CITY OF FENNIMORE
860 LINCOLN AVE
FENNIMORE WI 53809

Notice of Shared Revenue – 2025 Original Estimate

Notice Information

The Wisconsin Department of Revenue (DOR) is providing the **estimated** shared revenue amounts your local government will receive in 2025 under current state law for county and municipal aid, supplemental county and municipal aid, utility aid and the expenditure restraint incentive program. This does not include adjustments, shown on the July and November payment notices.

District	CITY OF FENNIMORE	County	GRANT	Co-muni code	22-226
-----------------	-------------------	---------------	-------	---------------------	--------

Estimate Information

For an explanation of each aid payment listed below, review the additional information in this notice.

2025 Original Estimate	
1. County and municipal aid	\$718,372.73
2. Utility aid	\$0.00
3. Supplemental county and municipal aid	\$143,696.13
4. Expenditure restraint incentive program	\$14,186.95
5. Total Estimated 2025 Payments (sum of Lines 1-4)	\$876,255.81

Payment Information

Your local government will receive two distributions in 2025 :

- July 28, 2025: 15% of Line 1, 2, and 3 and 100% of Line 4 (*shown above*)
- November 17, 2025: balance of your 2025 aid payments

County and Municipal Aid

Under state law, the county and municipal aid paid to each county and municipality must be equal to the amount determined in 2012 (sec. 79.036, Wis. Stats.) and adjusted for fallen protective services insurance reimbursement (sec. 79.036(4), Wis. Stats.).

County and Municipal Aid Calculation	
1. Prior year county and municipal aid	\$702,272.37
2. Increase due to sales tax revenue, including adjustments (<i>district changes</i>)	\$16,152.26
3. Fallen protective services insurance adjustment	-\$51.90
4. Fallen protective services insurance reimbursement (<i>reported to DOR</i>)	\$0.00
5. Total County and Municipal Aid (sum of Lines 1-4)	\$718,372.73

Utility Aid

- Under state law, utility aid is distributed to each county and municipality where tax-exempt utility property is located (sec. 79.04, Wis. Stats.)
- Utility companies report utility property information to DOR annually
- DOR uses the provided information to accurately calculate utility aid (*shown below*)

Utility Aid Calculation	
1. Net book value, <i>as of December 31, 2024 (including expected additions/retirements)</i>	\$0.00
2. Total net book value payment	\$0.00
3. Minimum payment	\$0.00
4. Megawatt capacity	0.0
5. Megawatt capacity payment	\$0.00
6. Closed/decommissioned production plant (phased down) payment	\$0.00
7. Subtotal (<i>sum of Lines 2, 3, 5 and 6</i>)	\$0.00
8. Population cap	\$1,190,000.00
9. Adjusted subtotal (<i>lesser of Line 7 or Line 8</i>)	\$0.00
10. Adjacent site incentive payment	\$0.00
11. Baseload incentive payment	\$0.00
12. Co-generation incentive payment	\$0.00
13. Alternative energy incentive payment	\$0.00
14. Total incentive payments (<i>sum of Lines 10 through 13</i>)	\$0.00
15. Spent nuclear fuel payment	\$0.00
16. Total Utility Aid – this is the utility aid payment listed on the front of the estimate (<i>sum of Lines 9, 14 and 15</i>)	\$0.00

Supplemental County and Municipal Aid

- Under state law, supplemental county and municipal aid paid to each county and municipality is determined by 2023 Wisconsin Act 12 (sec. 79.037, Wis. Stats.)
- For detailed information, review [county and municipal aid spreadsheet](#)

Supplemental County and Municipal Aid Calculation	
1. Prior year supplemental county and municipal aid	\$140,465.43
2. Increase due to sales tax revenue including adjustments (<i>district changes</i>)	\$3,230.70
3. Total Supplemental County and Municipal Aid (<i>sum of Lines 1 and 2</i>)	\$143,696.13

Expenditure Restraint Incentive Program

- Only municipalities are eligible to receive Expenditure Restraint Incentive Program (ERIP) payments
- Under state law, in 2025, each municipality will receive a payment that is equal to the amount of the payment received by the municipality in 2024 (sec. 79.05(4), Wis. Stats., from 2023 WI Act 12 – notwithstanding subs. (2) and (3))

Contact Information

If you have questions, contact us at lgs@wisconsin.gov, (608) 266-8618 or (608) 261-5167.



State of Wisconsin • DEPARTMENT OF REVENUE

DIVISION OF STATE AND LOCAL FINANCE • BUREAU OF LOCAL GOVERNMENT SERVICES • 2135 RIMROCK RD MADISON, WI 53713

Mailing Address:
PO Box 8971 #6-97
Madison WI 53708-8971
Fax: (608) 264-6887
lgs@wisconsin.gov

September 13, 2024

DAVID KURIHARA
CITY OF LANCASTER
206 S MADISON ST
LANCASTER WI 53813-1762

Notice of Shared Revenue – 2025 Original Estimate

Notice Information

The Wisconsin Department of Revenue (DOR) is providing the **estimated** shared revenue amounts your local government will receive in 2025 under current state law for county and municipal aid, supplemental county and municipal aid, utility aid and the expenditure restraint incentive program. This does not include adjustments, shown on the July and November payment notices.

District	CITY OF LANCASTER	County	GRANT	Co-muni code	22-246
-----------------	-------------------	---------------	-------	---------------------	--------

Estimate Information

For an explanation of each aid payment listed below, review the additional information in this notice.

2025 Original Estimate	
1. County and municipal aid	\$1,135,688.16
2. Utility aid	\$72,694.24
3. Supplemental county and municipal aid	\$227,171.77
4. Expenditure restraint incentive program	\$0.00
5. Total Estimated 2025 Payments (sum of Lines 1-4)	\$1,435,554.17

Payment Information

Your local government will receive two distributions in 2025 :

- July 28, 2025: 15% of Line 1, 2, and 3 and 100% of Line 4 (*shown above*)
- November 17, 2025: balance of your 2025 aid payments

County and Municipal Aid

Under state law, the county and municipal aid paid to each county and municipality must be equal to the amount determined in 2012 (sec. 79.036, Wis. Stats.) and adjusted for fallen protective services insurance reimbursement (sec. 79.036(4), Wis. Stats.).

County and Municipal Aid Calculation	
1. Prior year county and municipal aid	\$1,110,234.81
2. Increase due to sales tax revenue, including adjustments (<i>district changes</i>)	\$25,535.40
3. Fallen protective services insurance adjustment	-\$82.05
4. Fallen protective services insurance reimbursement (<i>reported to DOR</i>)	\$0.00
5. Total County and Municipal Aid (sum of Lines 1-4)	\$1,135,688.16

Utility Aid

- Under state law, utility aid is distributed to each county and municipality where tax-exempt utility property is located (sec. 79.04, Wis. Stats.)
- Utility companies report utility property information to DOR annually
- DOR uses the provided information to accurately calculate utility aid (*shown below*)

Utility Aid Calculation	
1. Net book value, <i>as of December 31, 2024 (including expected additions/retirements)</i>	\$12,115,707.00
2. Total net book value payment	\$72,694.24
3. Minimum payment	\$0.00
4. Megawatt capacity	0.0
5. Megawatt capacity payment	\$0.00
6. Closed/decommissioned production plant (phased down) payment	\$0.00
7. Subtotal (<i>sum of Lines 2, 3, 5 and 6</i>)	\$72,694.24
8. Population cap	\$1,680,875.00
9. Adjusted subtotal (<i>lesser of Line 7 or Line 8</i>)	\$72,694.24
10. Adjacent site incentive payment	\$0.00
11. Baseload incentive payment	\$0.00
12. Co-generation incentive payment	\$0.00
13. Alternative energy incentive payment	\$0.00
14. Total incentive payments (<i>sum of Lines 10 through 13</i>)	\$0.00
15. Spent nuclear fuel payment	\$0.00
16. Total Utility Aid – this is the utility aid payment listed on the front of the estimate (<i>sum of Lines 9, 14 and 15</i>)	\$72,694.24

Supplemental County and Municipal Aid

- Under state law, supplemental county and municipal aid paid to each county and municipality is determined by 2023 Wisconsin Act 12 (sec. 79.037, Wis. Stats.)
- For detailed information, review [county and municipal aid spreadsheet](#)

Supplemental County and Municipal Aid Calculation	
1. Prior year supplemental county and municipal aid	\$222,064.29
2. Increase due to sales tax revenue including adjustments (<i>district changes</i>)	\$5,107.48
3. Total Supplemental County and Municipal Aid (<i>sum of Lines 1 and 2</i>)	\$227,171.77

Expenditure Restraint Incentive Program

- Only municipalities are eligible to receive Expenditure Restraint Incentive Program (ERIP) payments
- Under state law, in 2025, each municipality will receive a payment that is equal to the amount of the payment received by the municipality in 2024 (sec. 79.05(4), Wis. Stats., from 2023 WI Act 12 – notwithstanding subs. (2) and (3))

Contact Information

If you have questions, contact us at lgs@wisconsin.gov, (608) 266-8618 or (608) 261-5167.



State of Wisconsin • DEPARTMENT OF REVENUE

DIVISION OF STATE AND LOCAL FINANCE • BUREAU OF LOCAL GOVERNMENT SERVICES • 2135 RIMROCK RD MADISON, WI 53713

Mailing Address:
PO Box 8971 #6-97
Madison WI 53708-8971
Fax: (608) 264-6887
lgs@wisconsin.gov

September 13, 2024

COLETTE STEFFEN
CITY OF PLATTEVILLE
PO BOX 780, 75 N BONSON ST
PLATTEVILLE WI 53818-0780

Notice of Shared Revenue – 2025 Original Estimate

Notice Information

The Wisconsin Department of Revenue (DOR) is providing the **estimated** shared revenue amounts your local government will receive in 2025 under current state law for county and municipal aid, supplemental county and municipal aid, utility aid and the expenditure restraint incentive program. This does not include adjustments, shown on the July and November payment notices.

District	CITY OF PLATTEVILLE	County	GRANT	Co-muni code	22-271
-----------------	---------------------	---------------	-------	---------------------	--------

Estimate Information

For an explanation of each aid payment listed below, review the additional information in this notice.

2025 Original Estimate	
1. County and municipal aid	\$2,527,664.95
2. Utility aid	\$47,134.72
3. Supplemental county and municipal aid	\$600,287.11
4. Expenditure restraint incentive program	\$112,338.36
5. Total Estimated 2025 Payments (sum of Lines 1-4)	\$3,287,425.14

Payment Information

Your local government will receive two distributions in 2025 :

- July 28, 2025: 15% of Line 1, 2, and 3 and 100% of Line 4 (*shown above*)
- November 17, 2025: balance of your 2025 aid payments

County and Municipal Aid

Under state law, the county and municipal aid paid to each county and municipality must be equal to the amount determined in 2012 (sec. 79.036, Wis. Stats.) and adjusted for fallen protective services insurance reimbursement (sec. 79.036(4), Wis. Stats.).

County and Municipal Aid Calculation	
1. Prior year county and municipal aid	\$2,471,014.24
2. Increase due to sales tax revenue, including adjustments (<i>district changes</i>)	\$56,833.33
3. Fallen protective services insurance adjustment	-\$182.62
4. Fallen protective services insurance reimbursement (<i>reported to DOR</i>)	\$0.00
5. Total County and Municipal Aid (sum of Lines 1-4)	\$2,527,664.95

Utility Aid

- Under state law, utility aid is distributed to each county and municipality where tax-exempt utility property is located (sec. 79.04, Wis. Stats.)
- Utility companies report utility property information to DOR annually
- DOR uses the provided information to accurately calculate utility aid (*shown below*)

Utility Aid Calculation	
1. Net book value, as of December 31, 2024 (including expected additions/retirements)	\$7,855,787.00
2. Total net book value payment	\$47,134.72
3. Minimum payment	\$0.00
4. Megawatt capacity	0.0
5. Megawatt capacity payment	\$0.00
6. Closed/decommissioned production plant (phased down) payment	\$0.00
7. Subtotal (sum of Lines 2, 3, 5 and 6)	\$47,134.72
8. Population cap	\$5,030,725.00
9. Adjusted subtotal (lesser of Line 7 or Line 8)	\$47,134.72
10. Adjacent site incentive payment	\$0.00
11. Baseload incentive payment	\$0.00
12. Co-generation incentive payment	\$0.00
13. Alternative energy incentive payment	\$0.00
14. Total incentive payments (sum of Lines 10 through 13)	\$0.00
15. Spent nuclear fuel payment	\$0.00
16. Total Utility Aid – this is the utility aid payment listed on the front of the estimate (sum of Lines 9, 14 and 15)	\$47,134.72

Supplemental County and Municipal Aid

- Under state law, supplemental county and municipal aid paid to each county and municipality is determined by 2023 Wisconsin Act 12 (sec. 79.037, Wis. Stats.)
- For detailed information, review [county and municipal aid spreadsheet](#)

Supplemental County and Municipal Aid Calculation	
1. Prior year supplemental county and municipal aid	\$586,790.92
2. Increase due to sales tax revenue including adjustments (district changes)	\$13,496.19
3. Total Supplemental County and Municipal Aid (sum of Lines 1 and 2)	\$600,287.11

Expenditure Restraint Incentive Program

- Only municipalities are eligible to receive Expenditure Restraint Incentive Program (ERIP) payments
- Under state law, in 2025, each municipality will receive a payment that is equal to the amount of the payment received by the municipality in 2024 (sec. 79.05(4), Wis. Stats., from 2023 WI Act 12 – notwithstanding subs. (2) and (3))

Contact Information

If you have questions, contact us at lgs@wisconsin.gov, (608) 266-8618 or (608) 261-5167.



State of Wisconsin • DEPARTMENT OF REVENUE

DIVISION OF STATE AND LOCAL FINANCE • BUREAU OF LOCAL GOVERNMENT SERVICES • 2135 RIMROCK RD MADISON, WI 53713

Mailing Address:
PO Box 8971 #6-97
Madison WI 53708-8971
Fax: (608) 264-6887
lgs@wisconsin.gov

September 13, 2024

TONYA WHITE
COUNTY OF GRANT
111 S JEFFERSON ST, PO BOX 529
LANCASTER WI 53813-0529

Notice of Shared Revenue – 2025 Original Estimate

Notice Information

The Wisconsin Department of Revenue (DOR) is providing the **estimated** shared revenue amounts your local government will receive in 2025 under current state law for county and municipal aid, supplemental county and municipal aid, utility aid and the expenditure restraint incentive program. This does not include adjustments, shown on the July and November payment notices.

District	COUNTY OF GRANT	County	GRANT	Co-muni code	22-999
-----------------	-----------------	---------------	-------	---------------------	--------

Estimate Information

For an explanation of each aid payment listed below, review the additional information in this notice.

2025 Original Estimate	
1. County and municipal aid	\$1,983,410.66
2. Utility aid	\$950,587.12
3. Supplemental county and municipal aid	\$914,498.98
4. Expenditure restraint incentive program	\$0.00
5. Total Estimated 2025 Payments (sum of Lines 1-4)	\$3,848,496.76

Payment Information

Your local government will receive two distributions in 2025 :

- July 28, 2025: 15% of Line 1, 2, and 3 and 100% of Line 4 (*shown above*)
- November 17, 2025: balance of your 2025 aid payments

County and Municipal Aid

Under state law, the county and municipal aid paid to each county and municipality must be equal to the amount determined in 2012 (sec. 79.036, Wis. Stats.) and adjusted for fallen protective services insurance reimbursement (sec. 79.036(4), Wis. Stats.).

County and Municipal Aid Calculation	
1. Prior year county and municipal aid	\$1,938,957.93
2. Increase due to sales tax revenue, including adjustments (<i>district changes</i>)	\$44,596.03
3. Fallen protective services insurance adjustment	-\$143.30
4. Fallen protective services insurance reimbursement (<i>reported to DOR</i>)	\$0.00
5. Total County and Municipal Aid (sum of Lines 1-4)	\$1,983,410.66

Utility Aid

- Under state law, utility aid is distributed to each county and municipality where tax-exempt utility property is located (sec. 79.04, Wis. Stats.)
- Utility companies report utility property information to DOR annually
- DOR uses the provided information to accurately calculate utility aid (*shown below*)

Utility Aid Calculation	
1. Net book value, <i>as of December 31, 2024 (including expected additions/retirements)</i>	\$86,881,980.00
2. Total net book value payment	\$417,920.44
3. Minimum payment	\$0.00
4. Megawatt capacity	359.6
5. Megawatt capacity payment	\$334,066.68
6. Closed/decommissioned production plant (phased down) payment	\$0.00
7. Subtotal (<i>sum of Lines 2, 3, 5 and 6</i>)	\$751,987.12
8. Population cap	\$6,485,375.00
9. Adjusted subtotal (<i>lesser of Line 7 or Line 8</i>)	\$751,987.12
10. Adjacent site incentive payment	\$0.00
11. Baseload incentive payment	\$0.00
12. Co-generation incentive payment	\$0.00
13. Alternative energy incentive payment	\$198,600.00
14. Total incentive payments (<i>sum of Lines 10 through 13</i>)	\$198,600.00
15. Spent nuclear fuel payment	\$0.00
16. Total Utility Aid – this is the utility aid payment listed on the front of the estimate (<i>sum of Lines 9, 14 and 15</i>)	\$950,587.12

Supplemental County and Municipal Aid

- Under state law, supplemental county and municipal aid paid to each county and municipality is determined by 2023 Wisconsin Act 12 (sec. 79.037, Wis. Stats.)
- For detailed information, review [county and municipal aid spreadsheet](#)

Supplemental County and Municipal Aid Calculation	
1. Prior year supplemental county and municipal aid	\$893,938.40
2. Increase due to sales tax revenue including adjustments (<i>district changes</i>)	\$20,560.58
3. Total Supplemental County and Municipal Aid (<i>sum of Lines 1 and 2</i>)	\$914,498.98

Expenditure Restraint Incentive Program

- Only municipalities are eligible to receive Expenditure Restraint Incentive Program (ERIP) payments
- Under state law, in 2025, each municipality will receive a payment that is equal to the amount of the payment received by the municipality in 2024 (sec. 79.05(4), Wis. Stats., from 2023 WI Act 12 – notwithstanding subs. (2) and (3))

Contact Information

If you have questions, contact us at lgs@wisconsin.gov, (608) 266-8618 or (608) 261-5167.



State of Wisconsin • DEPARTMENT OF REVENUE

DIVISION OF STATE AND LOCAL FINANCE • BUREAU OF LOCAL GOVERNMENT SERVICES • 2135 RIMROCK RD MADISON, WI 53713

Mailing Address:
PO Box 8971 #6-97
Madison WI 53708-8971
Fax: (608) 264-6887
lgs@wisconsin.gov

September 13, 2024

MARGO MCMICKEN
TOWN OF ADAMS
P. O. BOX 424
ARGYLE WI 53504-0424

Notice of Shared Revenue – 2025 Original Estimate

Notice Information

The Wisconsin Department of Revenue (DOR) is providing the **estimated** shared revenue amounts your local government will receive in 2025 under current state law for county and municipal aid, supplemental county and municipal aid, utility aid and the expenditure restraint incentive program. This does not include adjustments, shown on the July and November payment notices.

District	TOWN OF ADAMS	County	GREEN	Co-muni code	23-002
-----------------	---------------	---------------	-------	---------------------	--------

Estimate Information

For an explanation of each aid payment listed below, review the additional information in this notice.

2025 Original Estimate	
1. County and municipal aid	\$12,841.10
2. Utility aid	\$205.61
3. Supplemental county and municipal aid	\$40,009.08
4. Expenditure restraint incentive program	\$0.00
5. Total Estimated 2025 Payments (sum of Lines 1-4)	\$53,055.79

Payment Information

Your local government will receive two distributions in 2025 :

- July 28, 2025: 15% of Line 1, 2, and 3 and 100% of Line 4 (*shown above*)
- November 17, 2025: balance of your 2025 aid payments

County and Municipal Aid

Under state law, the county and municipal aid paid to each county and municipality must be equal to the amount determined in 2012 (sec. 79.036, Wis. Stats.) and adjusted for fallen protective services insurance reimbursement (sec. 79.036(4), Wis. Stats.).

County and Municipal Aid Calculation	
1. Prior year county and municipal aid	\$12,553.30
2. Increase due to sales tax revenue, including adjustments (<i>district changes</i>)	\$288.73
3. Fallen protective services insurance adjustment	-\$0.93
4. Fallen protective services insurance reimbursement (<i>reported to DOR</i>)	\$0.00
5. Total County and Municipal Aid (sum of Lines 1-4)	\$12,841.10

Utility Aid

- Under state law, utility aid is distributed to each county and municipality where tax-exempt utility property is located (sec. 79.04, Wis. Stats.)
- Utility companies report utility property information to DOR annually
- DOR uses the provided information to accurately calculate utility aid (*shown below*)

Utility Aid Calculation	
1. Net book value, <i>as of December 31, 2024 (including expected additions/retirements)</i>	\$68,536.00
2. Total net book value payment	\$205.61
3. Minimum payment	\$0.00
4. Megawatt capacity	0.0
5. Megawatt capacity payment	\$0.00
6. Closed/decommissioned production plant (phased down) payment	\$0.00
7. Subtotal (<i>sum of Lines 2, 3, 5 and 6</i>)	\$205.61
8. Population cap	\$230,775.00
9. Adjusted subtotal (<i>lesser of Line 7 or Line 8</i>)	\$205.61
10. Adjacent site incentive payment	\$0.00
11. Baseload incentive payment	\$0.00
12. Co-generation incentive payment	\$0.00
13. Alternative energy incentive payment	\$0.00
14. Total incentive payments (<i>sum of Lines 10 through 13</i>)	\$0.00
15. Spent nuclear fuel payment	\$0.00
16. Total Utility Aid – this is the utility aid payment listed on the front of the estimate (<i>sum of Lines 9, 14 and 15</i>)	\$205.61

Supplemental County and Municipal Aid

- Under state law, supplemental county and municipal aid paid to each county and municipality is determined by 2023 Wisconsin Act 12 (sec. 79.037, Wis. Stats.)
- For detailed information, review [county and municipal aid spreadsheet](#)

Supplemental County and Municipal Aid Calculation	
1. Prior year supplemental county and municipal aid	\$39,109.56
2. Increase due to sales tax revenue including adjustments (<i>district changes</i>)	\$899.52
3. Total Supplemental County and Municipal Aid (<i>sum of Lines 1 and 2</i>)	\$40,009.08

Expenditure Restraint Incentive Program

- Only municipalities are eligible to receive Expenditure Restraint Incentive Program (ERIP) payments
- Under state law, in 2025, each municipality will receive a payment that is equal to the amount of the payment received by the municipality in 2024 (sec. 79.05(4), Wis. Stats., from 2023 WI Act 12 – notwithstanding subs. (2) and (3))

Contact Information

If you have questions, contact us at lgs@wisconsin.gov, (608) 266-8618 or (608) 261-5167.



State of Wisconsin • DEPARTMENT OF REVENUE

DIVISION OF STATE AND LOCAL FINANCE • BUREAU OF LOCAL GOVERNMENT SERVICES • 2135 RIMROCK RD MADISON, WI 53713

Mailing Address:
PO Box 8971 #6-97
Madison WI 53708-8971
Fax: (608) 264-6887
lgs@wisconsin.gov

September 13, 2024

JIM STERR
TOWN OF ALBANY
N6065 COUNTY RD E
ALBANY WI 53502

Notice of Shared Revenue – 2025 Original Estimate

Notice Information

The Wisconsin Department of Revenue (DOR) is providing the **estimated** shared revenue amounts your local government will receive in 2025 under current state law for county and municipal aid, supplemental county and municipal aid, utility aid and the expenditure restraint incentive program. This does not include adjustments, shown on the July and November payment notices.

District	TOWN OF ALBANY	County	GREEN	Co-muni code	23-004
-----------------	----------------	---------------	-------	---------------------	--------

Estimate Information

For an explanation of each aid payment listed below, review the additional information in this notice.

2025 Original Estimate	
1. County and municipal aid	\$8,878.74
2. Utility aid	\$0.00
3. Supplemental county and municipal aid	\$51,296.96
4. Expenditure restraint incentive program	\$0.00
5. Total Estimated 2025 Payments (sum of Lines 1-4)	\$60,175.70

Payment Information

Your local government will receive two distributions in 2025 :

- July 28, 2025: 15% of Line 1, 2, and 3 and 100% of Line 4 (*shown above*)
- November 17, 2025: balance of your 2025 aid payments

County and Municipal Aid

Under state law, the county and municipal aid paid to each county and municipality must be equal to the amount determined in 2012 (sec. 79.036, Wis. Stats.) and adjusted for fallen protective services insurance reimbursement (sec. 79.036(4), Wis. Stats.).

County and Municipal Aid Calculation	
1. Prior year county and municipal aid	\$8,679.75
2. Increase due to sales tax revenue, including adjustments (<i>district changes</i>)	\$199.63
3. Fallen protective services insurance adjustment	-\$0.64
4. Fallen protective services insurance reimbursement (<i>reported to DOR</i>)	\$0.00
5. Total County and Municipal Aid (sum of Lines 1-4)	\$8,878.74

Utility Aid

- Under state law, utility aid is distributed to each county and municipality where tax-exempt utility property is located (sec. 79.04, Wis. Stats.)
- Utility companies report utility property information to DOR annually
- DOR uses the provided information to accurately calculate utility aid (*shown below*)

Utility Aid Calculation	
1. Net book value, <i>as of December 31, 2024 (including expected additions/retirements)</i>	\$0.00
2. Total net book value payment	\$0.00
3. Minimum payment	\$0.00
4. Megawatt capacity	0.0
5. Megawatt capacity payment	\$0.00
6. Closed/decommissioned production plant (phased down) payment	\$0.00
7. Subtotal (<i>sum of Lines 2, 3, 5 and 6</i>)	\$0.00
8. Population cap	\$534,225.00
9. Adjusted subtotal (<i>lesser of Line 7 or Line 8</i>)	\$0.00
10. Adjacent site incentive payment	\$0.00
11. Baseload incentive payment	\$0.00
12. Co-generation incentive payment	\$0.00
13. Alternative energy incentive payment	\$0.00
14. Total incentive payments (<i>sum of Lines 10 through 13</i>)	\$0.00
15. Spent nuclear fuel payment	\$0.00
16. Total Utility Aid – this is the utility aid payment listed on the front of the estimate (<i>sum of Lines 9, 14 and 15</i>)	\$0.00

Supplemental County and Municipal Aid

- Under state law, supplemental county and municipal aid paid to each county and municipality is determined by 2023 Wisconsin Act 12 (sec. 79.037, Wis. Stats.)
- For detailed information, review [county and municipal aid spreadsheet](#)

Supplemental County and Municipal Aid Calculation	
1. Prior year supplemental county and municipal aid	\$50,143.66
2. Increase due to sales tax revenue including adjustments (<i>district changes</i>)	\$1,153.30
3. Total Supplemental County and Municipal Aid (<i>sum of Lines 1 and 2</i>)	\$51,296.96

Expenditure Restraint Incentive Program

- Only municipalities are eligible to receive Expenditure Restraint Incentive Program (ERIP) payments
- Under state law, in 2025, each municipality will receive a payment that is equal to the amount of the payment received by the municipality in 2024 (sec. 79.05(4), Wis. Stats., from 2023 WI Act 12 – notwithstanding subs. (2) and (3))

Contact Information

If you have questions, contact us at lgs@wisconsin.gov, (608) 266-8618 or (608) 261-5167.



State of Wisconsin • DEPARTMENT OF REVENUE

DIVISION OF STATE AND LOCAL FINANCE • BUREAU OF LOCAL GOVERNMENT SERVICES • 2135 RIMROCK RD MADISON, WI 53713

Mailing Address:
PO Box 8971 #6-97
Madison WI 53708-8971
Fax: (608) 264-6887
lgs@wisconsin.gov

September 13, 2024

CHRIS GALLAGHER
TOWN OF BROOKLYN
400 W MAIN ST
BROOKLYN WI 53521-9759

Notice of Shared Revenue – 2025 Original Estimate

Notice Information

The Wisconsin Department of Revenue (DOR) is providing the **estimated** shared revenue amounts your local government will receive in 2025 under current state law for county and municipal aid, supplemental county and municipal aid, utility aid and the expenditure restraint incentive program. This does not include adjustments, shown on the July and November payment notices.

District	TOWN OF BROOKLYN	County	GREEN	Co-muni code	23-006
-----------------	------------------	---------------	-------	---------------------	--------

Estimate Information

For an explanation of each aid payment listed below, review the additional information in this notice.

2025 Original Estimate	
1. County and municipal aid	\$11,657.27
2. Utility aid	\$0.00
3. Supplemental county and municipal aid	\$49,854.29
4. Expenditure restraint incentive program	\$0.00
5. Total Estimated 2025 Payments (sum of Lines 1-4)	\$61,511.56

Payment Information

Your local government will receive two distributions in 2025 :

- July 28, 2025: 15% of Line 1, 2, and 3 and 100% of Line 4 (*shown above*)
- November 17, 2025: balance of your 2025 aid payments

County and Municipal Aid

Under state law, the county and municipal aid paid to each county and municipality must be equal to the amount determined in 2012 (sec. 79.036, Wis. Stats.) and adjusted for fallen protective services insurance reimbursement (sec. 79.036(4), Wis. Stats.).

County and Municipal Aid Calculation	
1. Prior year county and municipal aid	\$11,396.00
2. Increase due to sales tax revenue, including adjustments (<i>district changes</i>)	\$262.11
3. Fallen protective services insurance adjustment	-\$0.84
4. Fallen protective services insurance reimbursement (<i>reported to DOR</i>)	\$0.00
5. Total County and Municipal Aid (sum of Lines 1-4)	\$11,657.27

Utility Aid

- Under state law, utility aid is distributed to each county and municipality where tax-exempt utility property is located (sec. 79.04, Wis. Stats.)
- Utility companies report utility property information to DOR annually
- DOR uses the provided information to accurately calculate utility aid (*shown below*)

Utility Aid Calculation	
1. Net book value, <i>as of December 31, 2024 (including expected additions/retirements)</i>	\$0.00
2. Total net book value payment	\$0.00
3. Minimum payment	\$0.00
4. Megawatt capacity	0.0
5. Megawatt capacity payment	\$0.00
6. Closed/decommissioned production plant (phased down) payment	\$0.00
7. Subtotal (<i>sum of Lines 2, 3, 5 and 6</i>)	\$0.00
8. Population cap	\$474,725.00
9. Adjusted subtotal (<i>lesser of Line 7 or Line 8</i>)	\$0.00
10. Adjacent site incentive payment	\$0.00
11. Baseload incentive payment	\$0.00
12. Co-generation incentive payment	\$0.00
13. Alternative energy incentive payment	\$0.00
14. Total incentive payments (<i>sum of Lines 10 through 13</i>)	\$0.00
15. Spent nuclear fuel payment	\$0.00
16. Total Utility Aid – this is the utility aid payment listed on the front of the estimate (<i>sum of Lines 9, 14 and 15</i>)	\$0.00

Supplemental County and Municipal Aid

- Under state law, supplemental county and municipal aid paid to each county and municipality is determined by 2023 Wisconsin Act 12 (sec. 79.037, Wis. Stats.)
- For detailed information, review [county and municipal aid spreadsheet](#)

Supplemental County and Municipal Aid Calculation	
1. Prior year supplemental county and municipal aid	\$48,733.42
2. Increase due to sales tax revenue including adjustments (<i>district changes</i>)	\$1,120.87
3. Total Supplemental County and Municipal Aid (<i>sum of Lines 1 and 2</i>)	\$49,854.29

Expenditure Restraint Incentive Program

- Only municipalities are eligible to receive Expenditure Restraint Incentive Program (ERIP) payments
- Under state law, in 2025, each municipality will receive a payment that is equal to the amount of the payment received by the municipality in 2024 (sec. 79.05(4), Wis. Stats., from 2023 WI Act 12 – notwithstanding subs. (2) and (3))

Contact Information

If you have questions, contact us at lgs@wisconsin.gov, (608) 266-8618 or (608) 261-5167.



State of Wisconsin • DEPARTMENT OF REVENUE

DIVISION OF STATE AND LOCAL FINANCE • BUREAU OF LOCAL GOVERNMENT SERVICES • 2135 RIMROCK RD MADISON, WI 53713

Mailing Address:
PO Box 8971 #6-97
Madison WI 53708-8971
Fax: (608) 264-6887
lgs@wisconsin.gov

September 13, 2024

KAREN SIGNER
TOWN OF CADIZ
W8445 COUNTY ROAD B
BROWNTOWN WI 53522-9724

Notice of Shared Revenue – 2025 Original Estimate

Notice Information

The Wisconsin Department of Revenue (DOR) is providing the **estimated** shared revenue amounts your local government will receive in 2025 under current state law for county and municipal aid, supplemental county and municipal aid, utility aid and the expenditure restraint incentive program. This does not include adjustments, shown on the July and November payment notices.

District	TOWN OF CADIZ	County	GREEN	Co-muni code	23-008
-----------------	---------------	---------------	-------	---------------------	--------

Estimate Information

For an explanation of each aid payment listed below, review the additional information in this notice.

2025 Original Estimate	
1. County and municipal aid	\$31,387.82
2. Utility aid	\$0.00
3. Supplemental county and municipal aid	\$43,549.36
4. Expenditure restraint incentive program	\$0.00
5. Total Estimated 2025 Payments (sum of Lines 1-4)	\$74,937.18

Payment Information

Your local government will receive two distributions in 2025 :

- July 28, 2025: 15% of Line 1, 2, and 3 and 100% of Line 4 (*shown above*)
- November 17, 2025: balance of your 2025 aid payments

County and Municipal Aid

Under state law, the county and municipal aid paid to each county and municipality must be equal to the amount determined in 2012 (sec. 79.036, Wis. Stats.) and adjusted for fallen protective services insurance reimbursement (sec. 79.036(4), Wis. Stats.).

County and Municipal Aid Calculation	
1. Prior year county and municipal aid	\$30,684.35
2. Increase due to sales tax revenue, including adjustments (<i>district changes</i>)	\$705.74
3. Fallen protective services insurance adjustment	-\$2.27
4. Fallen protective services insurance reimbursement (<i>reported to DOR</i>)	\$0.00
5. Total County and Municipal Aid (sum of Lines 1-4)	\$31,387.82

Utility Aid

- Under state law, utility aid is distributed to each county and municipality where tax-exempt utility property is located (sec. 79.04, Wis. Stats.)
- Utility companies report utility property information to DOR annually
- DOR uses the provided information to accurately calculate utility aid (*shown below*)

Utility Aid Calculation	
1. Net book value, <i>as of December 31, 2024 (including expected additions/retirements)</i>	\$0.00
2. Total net book value payment	\$0.00
3. Minimum payment	\$0.00
4. Megawatt capacity	0.0
5. Megawatt capacity payment	\$0.00
6. Closed/decommissioned production plant (phased down) payment	\$0.00
7. Subtotal (<i>sum of Lines 2, 3, 5 and 6</i>)	\$0.00
8. Population cap	\$311,950.00
9. Adjusted subtotal (<i>lesser of Line 7 or Line 8</i>)	\$0.00
10. Adjacent site incentive payment	\$0.00
11. Baseload incentive payment	\$0.00
12. Co-generation incentive payment	\$0.00
13. Alternative energy incentive payment	\$0.00
14. Total incentive payments (<i>sum of Lines 10 through 13</i>)	\$0.00
15. Spent nuclear fuel payment	\$0.00
16. Total Utility Aid – this is the utility aid payment listed on the front of the estimate (<i>sum of Lines 9, 14 and 15</i>)	\$0.00

Supplemental County and Municipal Aid

- Under state law, supplemental county and municipal aid paid to each county and municipality is determined by 2023 Wisconsin Act 12 (sec. 79.037, Wis. Stats.)
- For detailed information, review [county and municipal aid spreadsheet](#)

Supplemental County and Municipal Aid Calculation	
1. Prior year supplemental county and municipal aid	\$42,570.24
2. Increase due to sales tax revenue including adjustments (<i>district changes</i>)	\$979.12
3. Total Supplemental County and Municipal Aid (<i>sum of Lines 1 and 2</i>)	\$43,549.36

Expenditure Restraint Incentive Program

- Only municipalities are eligible to receive Expenditure Restraint Incentive Program (ERIP) payments
- Under state law, in 2025, each municipality will receive a payment that is equal to the amount of the payment received by the municipality in 2024 (sec. 79.05(4), Wis. Stats., from 2023 WI Act 12 – notwithstanding subs. (2) and (3))

Contact Information

If you have questions, contact us at lgs@wisconsin.gov, (608) 266-8618 or (608) 261-5167.



State of Wisconsin • DEPARTMENT OF REVENUE

DIVISION OF STATE AND LOCAL FINANCE • BUREAU OF LOCAL GOVERNMENT SERVICES • 2135 RIMROCK RD MADISON, WI 53713

Mailing Address:
PO Box 8971 #6-97
Madison WI 53708-8971
Fax: (608) 264-6887
lgs@wisconsin.gov

September 13, 2024

JACQUELINE BOSS
TOWN OF CLARNO
W6881 COUNTY RD B
MONROE WI 53566-9745

Notice of Shared Revenue – 2025 Original Estimate

Notice Information

The Wisconsin Department of Revenue (DOR) is providing the **estimated** shared revenue amounts your local government will receive in 2025 under current state law for county and municipal aid, supplemental county and municipal aid, utility aid and the expenditure restraint incentive program. This does not include adjustments, shown on the July and November payment notices.

District	TOWN OF CLARNO	County	GREEN	Co-muni code	23-010
-----------------	----------------	---------------	-------	---------------------	--------

Estimate Information

For an explanation of each aid payment listed below, review the additional information in this notice.

2025 Original Estimate	
1. County and municipal aid	\$22,473.74
2. Utility aid	\$0.00
3. Supplemental county and municipal aid	\$50,249.32
4. Expenditure restraint incentive program	\$0.00
5. Total Estimated 2025 Payments (sum of Lines 1-4)	\$72,723.06

Payment Information

Your local government will receive two distributions in 2025 :

- July 28, 2025: 15% of Line 1, 2, and 3 and 100% of Line 4 (*shown above*)
- November 17, 2025: balance of your 2025 aid payments

County and Municipal Aid

Under state law, the county and municipal aid paid to each county and municipality must be equal to the amount determined in 2012 (sec. 79.036, Wis. Stats.) and adjusted for fallen protective services insurance reimbursement (sec. 79.036(4), Wis. Stats.).

County and Municipal Aid Calculation	
1. Prior year county and municipal aid	\$21,970.05
2. Increase due to sales tax revenue, including adjustments (<i>district changes</i>)	\$505.31
3. Fallen protective services insurance adjustment	-\$1.62
4. Fallen protective services insurance reimbursement (<i>reported to DOR</i>)	\$0.00
5. Total County and Municipal Aid (sum of Lines 1-4)	\$22,473.74

Utility Aid

- Under state law, utility aid is distributed to each county and municipality where tax-exempt utility property is located (sec. 79.04, Wis. Stats.)
- Utility companies report utility property information to DOR annually
- DOR uses the provided information to accurately calculate utility aid (*shown below*)

Utility Aid Calculation	
1. Net book value, <i>as of December 31, 2024 (including expected additions/retirements)</i>	\$0.00
2. Total net book value payment	\$0.00
3. Minimum payment	\$0.00
4. Megawatt capacity	0.0
5. Megawatt capacity payment	\$0.00
6. Closed/decommissioned production plant (phased down) payment	\$0.00
7. Subtotal (<i>sum of Lines 2, 3, 5 and 6</i>)	\$0.00
8. Population cap	\$483,225.00
9. Adjusted subtotal (<i>lesser of Line 7 or Line 8</i>)	\$0.00
10. Adjacent site incentive payment	\$0.00
11. Baseload incentive payment	\$0.00
12. Co-generation incentive payment	\$0.00
13. Alternative energy incentive payment	\$0.00
14. Total incentive payments (<i>sum of Lines 10 through 13</i>)	\$0.00
15. Spent nuclear fuel payment	\$0.00
16. Total Utility Aid – this is the utility aid payment listed on the front of the estimate (<i>sum of Lines 9, 14 and 15</i>)	\$0.00

Supplemental County and Municipal Aid

- Under state law, supplemental county and municipal aid paid to each county and municipality is determined by 2023 Wisconsin Act 12 (sec. 79.037, Wis. Stats.)
- For detailed information, review [county and municipal aid spreadsheet](#)

Supplemental County and Municipal Aid Calculation	
1. Prior year supplemental county and municipal aid	\$49,119.57
2. Increase due to sales tax revenue including adjustments (<i>district changes</i>)	\$1,129.75
3. Total Supplemental County and Municipal Aid (<i>sum of Lines 1 and 2</i>)	\$50,249.32

Expenditure Restraint Incentive Program

- Only municipalities are eligible to receive Expenditure Restraint Incentive Program (ERIP) payments
- Under state law, in 2025, each municipality will receive a payment that is equal to the amount of the payment received by the municipality in 2024 (sec. 79.05(4), Wis. Stats., from 2023 WI Act 12 – notwithstanding subs. (2) and (3))

Contact Information

If you have questions, contact us at lgs@wisconsin.gov, (608) 266-8618 or (608) 261-5167.



State of Wisconsin • DEPARTMENT OF REVENUE

DIVISION OF STATE AND LOCAL FINANCE • BUREAU OF LOCAL GOVERNMENT SERVICES • 2135 RIMROCK RD MADISON, WI 53713

Mailing Address:
PO Box 8971 #6-97
Madison WI 53708-8971
Fax: (608) 264-6887
lgs@wisconsin.gov

September 13, 2024

EMMA BRUGGER
TOWN OF DECATUR
PO BOX 333
BRODHEAD WI 53520-0333

Notice of Shared Revenue – 2025 Original Estimate

Notice Information

The Wisconsin Department of Revenue (DOR) is providing the **estimated** shared revenue amounts your local government will receive in 2025 under current state law for county and municipal aid, supplemental county and municipal aid, utility aid and the expenditure restraint incentive program. This does not include adjustments, shown on the July and November payment notices.

District	TOWN OF DECATUR	County	GREEN	Co-muni code	23-012
-----------------	-----------------	---------------	-------	---------------------	--------

Estimate Information

For an explanation of each aid payment listed below, review the additional information in this notice.

2025 Original Estimate	
1. County and municipal aid	\$16,576.79
2. Utility aid	\$122,880.50
3. Supplemental county and municipal aid	\$61,116.91
4. Expenditure restraint incentive program	\$0.00
5. Total Estimated 2025 Payments (sum of Lines 1-4)	\$200,574.20

Payment Information

Your local government will receive two distributions in 2025 :

- July 28, 2025: 15% of Line 1, 2, and 3 and 100% of Line 4 (*shown above*)
- November 17, 2025: balance of your 2025 aid payments

County and Municipal Aid

Under state law, the county and municipal aid paid to each county and municipality must be equal to the amount determined in 2012 (sec. 79.036, Wis. Stats.) and adjusted for fallen protective services insurance reimbursement (sec. 79.036(4), Wis. Stats.).

County and Municipal Aid Calculation	
1. Prior year county and municipal aid	\$16,205.27
2. Increase due to sales tax revenue, including adjustments (<i>district changes</i>)	\$372.72
3. Fallen protective services insurance adjustment	-\$1.20
4. Fallen protective services insurance reimbursement (<i>reported to DOR</i>)	\$0.00
5. Total County and Municipal Aid (sum of Lines 1-4)	\$16,576.79

Utility Aid

- Under state law, utility aid is distributed to each county and municipality where tax-exempt utility property is located (sec. 79.04, Wis. Stats.)
- Utility companies report utility property information to DOR annually
- DOR uses the provided information to accurately calculate utility aid (*shown below*)

Utility Aid Calculation	
1. Net book value, <i>as of December 31, 2024 (including expected additions/retirements)</i>	\$4,849,057.00
2. Total net book value payment	\$14,547.17
3. Minimum payment	\$0.00
4. Megawatt capacity	50.0
5. Megawatt capacity payment	\$33,333.33
6. Closed/decommissioned production plant (phased down) payment	\$0.00
7. Subtotal (<i>sum of Lines 2, 3, 5 and 6</i>)	\$47,880.50
8. Population cap	\$764,150.00
9. Adjusted subtotal (<i>lesser of Line 7 or Line 8</i>)	\$47,880.50
10. Adjacent site incentive payment	\$0.00
11. Baseload incentive payment	\$0.00
12. Co-generation incentive payment	\$0.00
13. Alternative energy incentive payment	\$75,000.00
14. Total incentive payments (<i>sum of Lines 10 through 13</i>)	\$75,000.00
15. Spent nuclear fuel payment	\$0.00
16. Total Utility Aid – this is the utility aid payment listed on the front of the estimate (<i>sum of Lines 9, 14 and 15</i>)	\$122,880.50

Supplemental County and Municipal Aid

- Under state law, supplemental county and municipal aid paid to each county and municipality is determined by 2023 Wisconsin Act 12 (sec. 79.037, Wis. Stats.)
- For detailed information, review [county and municipal aid spreadsheet](#)

Supplemental County and Municipal Aid Calculation	
1. Prior year supplemental county and municipal aid	\$59,742.83
2. Increase due to sales tax revenue including adjustments (<i>district changes</i>)	\$1,374.08
3. Total Supplemental County and Municipal Aid (<i>sum of Lines 1 and 2</i>)	\$61,116.91

Expenditure Restraint Incentive Program

- Only municipalities are eligible to receive Expenditure Restraint Incentive Program (ERIP) payments
- Under state law, in 2025, each municipality will receive a payment that is equal to the amount of the payment received by the municipality in 2024 (sec. 79.05(4), Wis. Stats., from 2023 WI Act 12 – notwithstanding subs. (2) and (3))

Contact Information

If you have questions, contact us at lgs@wisconsin.gov, (608) 266-8618 or (608) 261-5167.



State of Wisconsin • DEPARTMENT OF REVENUE

DIVISION OF STATE AND LOCAL FINANCE • BUREAU OF LOCAL GOVERNMENT SERVICES • 2135 RIMROCK RD MADISON, WI 53713

Mailing Address:
PO Box 8971 #6-97
Madison WI 53708-8971
Fax: (608) 264-6887
lgs@wisconsin.gov

September 13, 2024

DAWN SASS
TOWN OF EXETER
W2998 STATE HWY 92
BELLEVILLE WI 53508-9643

Notice of Shared Revenue – 2025 Original Estimate

Notice Information

The Wisconsin Department of Revenue (DOR) is providing the **estimated** shared revenue amounts your local government will receive in 2025 under current state law for county and municipal aid, supplemental county and municipal aid, utility aid and the expenditure restraint incentive program. This does not include adjustments, shown on the July and November payment notices.

District	TOWN OF EXETER	County	GREEN	Co-muni code	23-014
-----------------	----------------	---------------	-------	---------------------	--------

Estimate Information

For an explanation of each aid payment listed below, review the additional information in this notice.

2025 Original Estimate	
1. County and municipal aid	\$11,638.70
2. Utility aid	\$289.46
3. Supplemental county and municipal aid	\$68,580.16
4. Expenditure restraint incentive program	\$0.00
5. Total Estimated 2025 Payments (sum of Lines 1-4)	\$80,508.32

Payment Information

Your local government will receive two distributions in 2025 :

- July 28, 2025: 15% of Line 1, 2, and 3 and 100% of Line 4 (*shown above*)
- November 17, 2025: balance of your 2025 aid payments

County and Municipal Aid

Under state law, the county and municipal aid paid to each county and municipality must be equal to the amount determined in 2012 (sec. 79.036, Wis. Stats.) and adjusted for fallen protective services insurance reimbursement (sec. 79.036(4), Wis. Stats.).

County and Municipal Aid Calculation	
1. Prior year county and municipal aid	\$11,377.85
2. Increase due to sales tax revenue, including adjustments (<i>district changes</i>)	\$261.69
3. Fallen protective services insurance adjustment	-\$0.84
4. Fallen protective services insurance reimbursement (<i>reported to DOR</i>)	\$0.00
5. Total County and Municipal Aid (sum of Lines 1-4)	\$11,638.70

Utility Aid

- Under state law, utility aid is distributed to each county and municipality where tax-exempt utility property is located (sec. 79.04, Wis. Stats.)
- Utility companies report utility property information to DOR annually
- DOR uses the provided information to accurately calculate utility aid (*shown below*)

Utility Aid Calculation	
1. Net book value, <i>as of December 31, 2024 (including expected additions/retirements)</i>	\$96,485.00
2. Total net book value payment	\$289.46
3. Minimum payment	\$0.00
4. Megawatt capacity	0.0
5. Megawatt capacity payment	\$0.00
6. Closed/decommissioned production plant (phased down) payment	\$0.00
7. Subtotal (<i>sum of Lines 2, 3, 5 and 6</i>)	\$289.46
8. Population cap	\$948,600.00
9. Adjusted subtotal (<i>lesser of Line 7 or Line 8</i>)	\$289.46
10. Adjacent site incentive payment	\$0.00
11. Baseload incentive payment	\$0.00
12. Co-generation incentive payment	\$0.00
13. Alternative energy incentive payment	\$0.00
14. Total incentive payments (<i>sum of Lines 10 through 13</i>)	\$0.00
15. Spent nuclear fuel payment	\$0.00
16. Total Utility Aid – this is the utility aid payment listed on the front of the estimate <i>(sum of Lines 9, 14 and 15)</i>	\$289.46

Supplemental County and Municipal Aid

- Under state law, supplemental county and municipal aid paid to each county and municipality is determined by 2023 Wisconsin Act 12 (sec. 79.037, Wis. Stats.)
- For detailed information, review [county and municipal aid spreadsheet](#)

Supplemental County and Municipal Aid Calculation	
1. Prior year supplemental county and municipal aid	\$67,038.28
2. Increase due to sales tax revenue including adjustments (<i>district changes</i>)	\$1,541.88
3. Total Supplemental County and Municipal Aid (<i>sum of Lines 1 and 2</i>)	\$68,580.16

Expenditure Restraint Incentive Program

- Only municipalities are eligible to receive Expenditure Restraint Incentive Program (ERIP) payments
- Under state law, in 2025, each municipality will receive a payment that is equal to the amount of the payment received by the municipality in 2024 (sec. 79.05(4), Wis. Stats., from 2023 WI Act 12 – notwithstanding subs. (2) and (3))

Contact Information

If you have questions, contact us at lgs@wisconsin.gov, (608) 266-8618 or (608) 261-5167.



State of Wisconsin • DEPARTMENT OF REVENUE

DIVISION OF STATE AND LOCAL FINANCE • BUREAU OF LOCAL GOVERNMENT SERVICES • 2135 RIMROCK RD MADISON, WI 53713

Mailing Address:
PO Box 8971 #6-97
Madison WI 53708-8971
Fax: (608) 264-6887
lgs@wisconsin.gov

September 13, 2024

AMY MCCULLOUGH
TOWN OF JEFFERSON
PO BOX 32
JUDA WI 53550

Notice of Shared Revenue – 2025 Original Estimate

Notice Information

The Wisconsin Department of Revenue (DOR) is providing the **estimated** shared revenue amounts your local government will receive in 2025 under current state law for county and municipal aid, supplemental county and municipal aid, utility aid and the expenditure restraint incentive program. This does not include adjustments, shown on the July and November payment notices.

District	TOWN OF JEFFERSON	County	GREEN	Co-muni code	23-016
-----------------	-------------------	---------------	-------	---------------------	--------

Estimate Information

For an explanation of each aid payment listed below, review the additional information in this notice.

2025 Original Estimate	
1. County and municipal aid	\$28,107.06
2. Utility aid	\$7,447.42
3. Supplemental county and municipal aid	\$50,833.27
4. Expenditure restraint incentive program	\$0.00
5. Total Estimated 2025 Payments (sum of Lines 1-4)	\$86,387.75

Payment Information

Your local government will receive two distributions in 2025 :

- July 28, 2025: 15% of Line 1, 2, and 3 and 100% of Line 4 (*shown above*)
- November 17, 2025: balance of your 2025 aid payments

County and Municipal Aid

Under state law, the county and municipal aid paid to each county and municipality must be equal to the amount determined in 2012 (sec. 79.036, Wis. Stats.) and adjusted for fallen protective services insurance reimbursement (sec. 79.036(4), Wis. Stats.).

County and Municipal Aid Calculation	
1. Prior year county and municipal aid	\$27,477.12
2. Increase due to sales tax revenue, including adjustments (<i>district changes</i>)	\$631.97
3. Fallen protective services insurance adjustment	-\$2.03
4. Fallen protective services insurance reimbursement (<i>reported to DOR</i>)	\$0.00
5. Total County and Municipal Aid (sum of Lines 1-4)	\$28,107.06

Utility Aid

- Under state law, utility aid is distributed to each county and municipality where tax-exempt utility property is located (sec. 79.04, Wis. Stats.)
- Utility companies report utility property information to DOR annually
- DOR uses the provided information to accurately calculate utility aid (*shown below*)

Utility Aid Calculation	
1. Net book value, <i>as of December 31, 2024 (including expected additions/retirements)</i>	\$2,482,472.00
2. Total net book value payment	\$7,447.42
3. Minimum payment	\$0.00
4. Megawatt capacity	0.0
5. Megawatt capacity payment	\$0.00
6. Closed/decommissioned production plant (phased down) payment	\$0.00
7. Subtotal (<i>sum of Lines 2, 3, 5 and 6</i>)	\$7,447.42
8. Population cap	\$493,000.00
9. Adjusted subtotal (<i>lesser of Line 7 or Line 8</i>)	\$7,447.42
10. Adjacent site incentive payment	\$0.00
11. Baseload incentive payment	\$0.00
12. Co-generation incentive payment	\$0.00
13. Alternative energy incentive payment	\$0.00
14. Total incentive payments (<i>sum of Lines 10 through 13</i>)	\$0.00
15. Spent nuclear fuel payment	\$0.00
16. Total Utility Aid – this is the utility aid payment listed on the front of the estimate (<i>sum of Lines 9, 14 and 15</i>)	\$7,447.42

Supplemental County and Municipal Aid

- Under state law, supplemental county and municipal aid paid to each county and municipality is determined by 2023 Wisconsin Act 12 (sec. 79.037, Wis. Stats.)
- For detailed information, review [county and municipal aid spreadsheet](#)

Supplemental County and Municipal Aid Calculation	
1. Prior year supplemental county and municipal aid	\$49,690.39
2. Increase due to sales tax revenue including adjustments (<i>district changes</i>)	\$1,142.88
3. Total Supplemental County and Municipal Aid (<i>sum of Lines 1 and 2</i>)	\$50,833.27

Expenditure Restraint Incentive Program

- Only municipalities are eligible to receive Expenditure Restraint Incentive Program (ERIP) payments
- Under state law, in 2025, each municipality will receive a payment that is equal to the amount of the payment received by the municipality in 2024 (sec. 79.05(4), Wis. Stats., from 2023 WI Act 12 – notwithstanding subs. (2) and (3))

Contact Information

If you have questions, contact us at lgs@wisconsin.gov, (608) 266-8618 or (608) 261-5167.



State of Wisconsin • DEPARTMENT OF REVENUE

DIVISION OF STATE AND LOCAL FINANCE • BUREAU OF LOCAL GOVERNMENT SERVICES • 2135 RIMROCK RD MADISON, WI 53713

Mailing Address:
PO Box 8971 #6-97
Madison WI 53708-8971
Fax: (608) 264-6887
lgs@wisconsin.gov

September 13, 2024

BILLIE REYNOLDS
TOWN OF JORDAN
N3288 LOOP RD
MONROE WI 53566-9231

Notice of Shared Revenue – 2025 Original Estimate

Notice Information

The Wisconsin Department of Revenue (DOR) is providing the **estimated** shared revenue amounts your local government will receive in 2025 under current state law for county and municipal aid, supplemental county and municipal aid, utility aid and the expenditure restraint incentive program. This does not include adjustments, shown on the July and November payment notices.

District	TOWN OF JORDAN	County	GREEN	Co-muni code	23-018
-----------------	----------------	---------------	-------	---------------------	--------

Estimate Information

For an explanation of each aid payment listed below, review the additional information in this notice.

2025 Original Estimate	
1. County and municipal aid	\$15,340.32
2. Utility aid	\$0.00
3. Supplemental county and municipal aid	\$41,040.31
4. Expenditure restraint incentive program	\$0.00
5. Total Estimated 2025 Payments (sum of Lines 1-4)	\$56,380.63

Payment Information

Your local government will receive two distributions in 2025 :

- July 28, 2025: 15% of Line 1, 2, and 3 and 100% of Line 4 (*shown above*)
- November 17, 2025: balance of your 2025 aid payments

County and Municipal Aid

Under state law, the county and municipal aid paid to each county and municipality must be equal to the amount determined in 2012 (sec. 79.036, Wis. Stats.) and adjusted for fallen protective services insurance reimbursement (sec. 79.036(4), Wis. Stats.).

County and Municipal Aid Calculation	
1. Prior year county and municipal aid	\$14,996.51
2. Increase due to sales tax revenue, including adjustments (<i>district changes</i>)	\$344.92
3. Fallen protective services insurance adjustment	-\$1.11
4. Fallen protective services insurance reimbursement (<i>reported to DOR</i>)	\$0.00
5. Total County and Municipal Aid (sum of Lines 1-4)	\$15,340.32

Utility Aid

- Under state law, utility aid is distributed to each county and municipality where tax-exempt utility property is located (sec. 79.04, Wis. Stats.)
- Utility companies report utility property information to DOR annually
- DOR uses the provided information to accurately calculate utility aid (*shown below*)

Utility Aid Calculation	
1. Net book value, <i>as of December 31, 2024 (including expected additions/retirements)</i>	\$0.00
2. Total net book value payment	\$0.00
3. Minimum payment	\$0.00
4. Megawatt capacity	0.0
5. Megawatt capacity payment	\$0.00
6. Closed/decommissioned production plant (phased down) payment	\$0.00
7. Subtotal (<i>sum of Lines 2, 3, 5 and 6</i>)	\$0.00
8. Population cap	\$253,300.00
9. Adjusted subtotal (<i>lesser of Line 7 or Line 8</i>)	\$0.00
10. Adjacent site incentive payment	\$0.00
11. Baseload incentive payment	\$0.00
12. Co-generation incentive payment	\$0.00
13. Alternative energy incentive payment	\$0.00
14. Total incentive payments (<i>sum of Lines 10 through 13</i>)	\$0.00
15. Spent nuclear fuel payment	\$0.00
16. Total Utility Aid – this is the utility aid payment listed on the front of the estimate (<i>sum of Lines 9, 14 and 15</i>)	\$0.00

Supplemental County and Municipal Aid

- Under state law, supplemental county and municipal aid paid to each county and municipality is determined by 2023 Wisconsin Act 12 (sec. 79.037, Wis. Stats.)
- For detailed information, review [county and municipal aid spreadsheet](#)

Supplemental County and Municipal Aid Calculation	
1. Prior year supplemental county and municipal aid	\$40,117.61
2. Increase due to sales tax revenue including adjustments (<i>district changes</i>)	\$922.70
3. Total Supplemental County and Municipal Aid (<i>sum of Lines 1 and 2</i>)	\$41,040.31

Expenditure Restraint Incentive Program

- Only municipalities are eligible to receive Expenditure Restraint Incentive Program (ERIP) payments
- Under state law, in 2025, each municipality will receive a payment that is equal to the amount of the payment received by the municipality in 2024 (sec. 79.05(4), Wis. Stats., from 2023 WI Act 12 – notwithstanding subs. (2) and (3))

Contact Information

If you have questions, contact us at lgs@wisconsin.gov, (608) 266-8618 or (608) 261-5167.



State of Wisconsin • DEPARTMENT OF REVENUE

DIVISION OF STATE AND LOCAL FINANCE • BUREAU OF LOCAL GOVERNMENT SERVICES • 2135 RIMROCK RD MADISON, WI 53713

Mailing Address:
PO Box 8971 #6-97
Madison WI 53708-8971
Fax: (608) 264-6887
lgs@wisconsin.gov

September 13, 2024

PEGGY MURPHY
TOWN OF MONROE
W5445 CENTER ROAD
MONROE WI 53566-8835

Notice of Shared Revenue – 2025 Original Estimate

Notice Information

The Wisconsin Department of Revenue (DOR) is providing the **estimated** shared revenue amounts your local government will receive in 2025 under current state law for county and municipal aid, supplemental county and municipal aid, utility aid and the expenditure restraint incentive program. This does not include adjustments, shown on the July and November payment notices.

District	TOWN OF MONROE	County	GREEN	Co-muni code	23-020
-----------------	----------------	---------------	-------	---------------------	--------

Estimate Information

For an explanation of each aid payment listed below, review the additional information in this notice.

2025 Original Estimate	
1. County and municipal aid	\$14,877.69
2. Utility aid	\$16,444.76
3. Supplemental county and municipal aid	\$52,705.15
4. Expenditure restraint incentive program	\$0.00
5. Total Estimated 2025 Payments (sum of Lines 1-4)	\$84,027.60

Payment Information

Your local government will receive two distributions in 2025 :

- July 28, 2025: 15% of Line 1, 2, and 3 and 100% of Line 4 (*shown above*)
- November 17, 2025: balance of your 2025 aid payments

County and Municipal Aid

Under state law, the county and municipal aid paid to each county and municipality must be equal to the amount determined in 2012 (sec. 79.036, Wis. Stats.) and adjusted for fallen protective services insurance reimbursement (sec. 79.036(4), Wis. Stats.).

County and Municipal Aid Calculation	
1. Prior year county and municipal aid	\$14,544.24
2. Increase due to sales tax revenue, including adjustments (<i>district changes</i>)	\$334.52
3. Fallen protective services insurance adjustment	-\$1.07
4. Fallen protective services insurance reimbursement (<i>reported to DOR</i>)	\$0.00
5. Total County and Municipal Aid (sum of Lines 1-4)	\$14,877.69

Utility Aid

- Under state law, utility aid is distributed to each county and municipality where tax-exempt utility property is located (sec. 79.04, Wis. Stats.)
- Utility companies report utility property information to DOR annually
- DOR uses the provided information to accurately calculate utility aid (*shown below*)

Utility Aid Calculation	
1. Net book value, <i>as of December 31, 2024 (including expected additions/retirements)</i>	\$5,481,588.00
2. Total net book value payment	\$16,444.76
3. Minimum payment	\$0.00
4. Megawatt capacity	0.0
5. Megawatt capacity payment	\$0.00
6. Closed/decommissioned production plant (phased down) payment	\$0.00
7. Subtotal (<i>sum of Lines 2, 3, 5 and 6</i>)	\$16,444.76
8. Population cap	\$551,650.00
9. Adjusted subtotal (<i>lesser of Line 7 or Line 8</i>)	\$16,444.76
10. Adjacent site incentive payment	\$0.00
11. Baseload incentive payment	\$0.00
12. Co-generation incentive payment	\$0.00
13. Alternative energy incentive payment	\$0.00
14. Total incentive payments (<i>sum of Lines 10 through 13</i>)	\$0.00
15. Spent nuclear fuel payment	\$0.00
16. Total Utility Aid – this is the utility aid payment listed on the front of the estimate (<i>sum of Lines 9, 14 and 15</i>)	\$16,444.76

Supplemental County and Municipal Aid

- Under state law, supplemental county and municipal aid paid to each county and municipality is determined by 2023 Wisconsin Act 12 (sec. 79.037, Wis. Stats.)
- For detailed information, review [county and municipal aid spreadsheet](#)

Supplemental County and Municipal Aid Calculation	
1. Prior year supplemental county and municipal aid	\$51,520.19
2. Increase due to sales tax revenue including adjustments (<i>district changes</i>)	\$1,184.96
3. Total Supplemental County and Municipal Aid (<i>sum of Lines 1 and 2</i>)	\$52,705.15

Expenditure Restraint Incentive Program

- Only municipalities are eligible to receive Expenditure Restraint Incentive Program (ERIP) payments
- Under state law, in 2025, each municipality will receive a payment that is equal to the amount of the payment received by the municipality in 2024 (sec. 79.05(4), Wis. Stats., from 2023 WI Act 12 – notwithstanding subs. (2) and (3))

Contact Information

If you have questions, contact us at lgs@wisconsin.gov, (608) 266-8618 or (608) 261-5167.



State of Wisconsin • DEPARTMENT OF REVENUE

DIVISION OF STATE AND LOCAL FINANCE • BUREAU OF LOCAL GOVERNMENT SERVICES • 2135 RIMROCK RD MADISON, WI 53713

Mailing Address:
PO Box 8971 #6-97
Madison WI 53708-8971
Fax: (608) 264-6887
lgs@wisconsin.gov

September 13, 2024

JONI WAELCHLI-BUEHL
TOWN OF MOUNT PLEASANT
N6903 MARSHALL BLUFF ROAD
MONTICELLO WI 53570

Notice of Shared Revenue – 2025 Original Estimate

Notice Information

The Wisconsin Department of Revenue (DOR) is providing the **estimated** shared revenue amounts your local government will receive in 2025 under current state law for county and municipal aid, supplemental county and municipal aid, utility aid and the expenditure restraint incentive program. This does not include adjustments, shown on the July and November payment notices.

District	TOWN OF MOUNT PLEASANT	County	GREEN	Co-muni code	23-022
-----------------	------------------------	---------------	-------	---------------------	--------

Estimate Information

For an explanation of each aid payment listed below, review the additional information in this notice.

2025 Original Estimate	
1. County and municipal aid	\$15,026.10
2. Utility aid	\$689.69
3. Supplemental county and municipal aid	\$41,435.61
4. Expenditure restraint incentive program	\$0.00
5. Total Estimated 2025 Payments (sum of Lines 1-4)	\$57,151.40

Payment Information

Your local government will receive two distributions in 2025 :

- July 28, 2025: 15% of Line 1, 2, and 3 and 100% of Line 4 (*shown above*)
- November 17, 2025: balance of your 2025 aid payments

County and Municipal Aid

Under state law, the county and municipal aid paid to each county and municipality must be equal to the amount determined in 2012 (sec. 79.036, Wis. Stats.) and adjusted for fallen protective services insurance reimbursement (sec. 79.036(4), Wis. Stats.).

County and Municipal Aid Calculation	
1. Prior year county and municipal aid	\$14,689.34
2. Increase due to sales tax revenue, including adjustments (<i>district changes</i>)	\$337.85
3. Fallen protective services insurance adjustment	-\$1.09
4. Fallen protective services insurance reimbursement (<i>reported to DOR</i>)	\$0.00
5. Total County and Municipal Aid (sum of Lines 1-4)	\$15,026.10

Utility Aid

- Under state law, utility aid is distributed to each county and municipality where tax-exempt utility property is located (sec. 79.04, Wis. Stats.)
- Utility companies report utility property information to DOR annually
- DOR uses the provided information to accurately calculate utility aid (*shown below*)

Utility Aid Calculation	
1. Net book value, <i>as of December 31, 2024 (including expected additions/retirements)</i>	\$229,898.00
2. Total net book value payment	\$689.69
3. Minimum payment	\$0.00
4. Megawatt capacity	0.0
5. Megawatt capacity payment	\$0.00
6. Closed/decommissioned production plant (phased down) payment	\$0.00
7. Subtotal (<i>sum of Lines 2, 3, 5 and 6</i>)	\$689.69
8. Population cap	\$268,175.00
9. Adjusted subtotal (<i>lesser of Line 7 or Line 8</i>)	\$689.69
10. Adjacent site incentive payment	\$0.00
11. Baseload incentive payment	\$0.00
12. Co-generation incentive payment	\$0.00
13. Alternative energy incentive payment	\$0.00
14. Total incentive payments (<i>sum of Lines 10 through 13</i>)	\$0.00
15. Spent nuclear fuel payment	\$0.00
16. Total Utility Aid – this is the utility aid payment listed on the front of the estimate <i>(sum of Lines 9, 14 and 15)</i>	\$689.69

Supplemental County and Municipal Aid

- Under state law, supplemental county and municipal aid paid to each county and municipality is determined by 2023 Wisconsin Act 12 (sec. 79.037, Wis. Stats.)
- For detailed information, review [county and municipal aid spreadsheet](#)

Supplemental County and Municipal Aid Calculation	
1. Prior year supplemental county and municipal aid	\$40,504.02
2. Increase due to sales tax revenue including adjustments (<i>district changes</i>)	\$931.59
3. Total Supplemental County and Municipal Aid (<i>sum of Lines 1 and 2</i>)	\$41,435.61

Expenditure Restraint Incentive Program

- Only municipalities are eligible to receive Expenditure Restraint Incentive Program (ERIP) payments
- Under state law, in 2025, each municipality will receive a payment that is equal to the amount of the payment received by the municipality in 2024 (sec. 79.05(4), Wis. Stats., from 2023 WI Act 12 – notwithstanding subs. (2) and (3))

Contact Information

If you have questions, contact us at lgs@wisconsin.gov, (608) 266-8618 or (608) 261-5167.



State of Wisconsin • DEPARTMENT OF REVENUE

DIVISION OF STATE AND LOCAL FINANCE • BUREAU OF LOCAL GOVERNMENT SERVICES • 2135 RIMROCK RD MADISON, WI 53713

Mailing Address:
PO Box 8971 #6-97
Madison WI 53708-8971
Fax: (608) 264-6887
lgs@wisconsin.gov

September 13, 2024

JOHN WRIGHT
TOWN OF NEW GLARUS
PO BOX 448
NEW GLARUS WI 53574

Notice of Shared Revenue – 2025 Original Estimate

Notice Information

The Wisconsin Department of Revenue (DOR) is providing the **estimated** shared revenue amounts your local government will receive in 2025 under current state law for county and municipal aid, supplemental county and municipal aid, utility aid and the expenditure restraint incentive program. This does not include adjustments, shown on the July and November payment notices.

District	TOWN OF NEW GLARUS	County	GREEN	Co-muni code	23-024
-----------------	--------------------	---------------	-------	---------------------	--------

Estimate Information

For an explanation of each aid payment listed below, review the additional information in this notice.

2025 Original Estimate	
1. County and municipal aid	\$9,351.76
2. Utility aid	\$7,118.19
3. Supplemental county and municipal aid	\$54,903.01
4. Expenditure restraint incentive program	\$0.00
5. Total Estimated 2025 Payments (sum of Lines 1-4)	\$71,372.96

Payment Information

Your local government will receive two distributions in 2025 :

- July 28, 2025: 15% of Line 1, 2, and 3 and 100% of Line 4 (*shown above*)
- November 17, 2025: balance of your 2025 aid payments

County and Municipal Aid

Under state law, the county and municipal aid paid to each county and municipality must be equal to the amount determined in 2012 (sec. 79.036, Wis. Stats.) and adjusted for fallen protective services insurance reimbursement (sec. 79.036(4), Wis. Stats.).

County and Municipal Aid Calculation	
1. Prior year county and municipal aid	\$9,142.17
2. Increase due to sales tax revenue, including adjustments (<i>district changes</i>)	\$210.27
3. Fallen protective services insurance adjustment	-\$0.68
4. Fallen protective services insurance reimbursement (<i>reported to DOR</i>)	\$0.00
5. Total County and Municipal Aid (sum of Lines 1-4)	\$9,351.76

Utility Aid

- Under state law, utility aid is distributed to each county and municipality where tax-exempt utility property is located (sec. 79.04, Wis. Stats.)
- Utility companies report utility property information to DOR annually
- DOR uses the provided information to accurately calculate utility aid (*shown below*)

Utility Aid Calculation	
1. Net book value, <i>as of December 31, 2024 (including expected additions/retirements)</i>	\$2,372,729.00
2. Total net book value payment	\$7,118.19
3. Minimum payment	\$0.00
4. Megawatt capacity	0.0
5. Megawatt capacity payment	\$0.00
6. Closed/decommissioned production plant (phased down) payment	\$0.00
7. Subtotal (<i>sum of Lines 2, 3, 5 and 6</i>)	\$7,118.19
8. Population cap	\$609,025.00
9. Adjusted subtotal (<i>lesser of Line 7 or Line 8</i>)	\$7,118.19
10. Adjacent site incentive payment	\$0.00
11. Baseload incentive payment	\$0.00
12. Co-generation incentive payment	\$0.00
13. Alternative energy incentive payment	\$0.00
14. Total incentive payments (<i>sum of Lines 10 through 13</i>)	\$0.00
15. Spent nuclear fuel payment	\$0.00
16. Total Utility Aid – this is the utility aid payment listed on the front of the estimate (<i>sum of Lines 9, 14 and 15</i>)	\$7,118.19

Supplemental County and Municipal Aid

- Under state law, supplemental county and municipal aid paid to each county and municipality is determined by 2023 Wisconsin Act 12 (sec. 79.037, Wis. Stats.)
- For detailed information, review [county and municipal aid spreadsheet](#)

Supplemental County and Municipal Aid Calculation	
1. Prior year supplemental county and municipal aid	\$53,668.63
2. Increase due to sales tax revenue including adjustments (<i>district changes</i>)	\$1,234.38
3. Total Supplemental County and Municipal Aid (<i>sum of Lines 1 and 2</i>)	\$54,903.01

Expenditure Restraint Incentive Program

- Only municipalities are eligible to receive Expenditure Restraint Incentive Program (ERIP) payments
- Under state law, in 2025, each municipality will receive a payment that is equal to the amount of the payment received by the municipality in 2024 (sec. 79.05(4), Wis. Stats., from 2023 WI Act 12 – notwithstanding subs. (2) and (3))

Contact Information

If you have questions, contact us at lgs@wisconsin.gov, (608) 266-8618 or (608) 261-5167.



State of Wisconsin • DEPARTMENT OF REVENUE

DIVISION OF STATE AND LOCAL FINANCE • BUREAU OF LOCAL GOVERNMENT SERVICES • 2135 RIMROCK RD MADISON, WI 53713

Mailing Address:
PO Box 8971 #6-97
Madison WI 53708-8971
Fax: (608) 264-6887
lgs@wisconsin.gov

September 13, 2024

ARLINDA FAESSLER
TOWN OF SPRING GROVE
N2475 COUNTY RD GG
BRODHEAD WI 53520-9537

Notice of Shared Revenue – 2025 Original Estimate

Notice Information

The Wisconsin Department of Revenue (DOR) is providing the **estimated** shared revenue amounts your local government will receive in 2025 under current state law for county and municipal aid, supplemental county and municipal aid, utility aid and the expenditure restraint incentive program. This does not include adjustments, shown on the July and November payment notices.

District	TOWN OF SPRING GROVE	County	GREEN	Co-muni code	23-026
-----------------	----------------------	---------------	-------	---------------------	--------

Estimate Information

For an explanation of each aid payment listed below, review the additional information in this notice.

2025 Original Estimate	
1. County and municipal aid	\$10,016.21
2. Utility aid	\$566.92
3. Supplemental county and municipal aid	\$46,779.49
4. Expenditure restraint incentive program	\$0.00
5. Total Estimated 2025 Payments (sum of Lines 1-4)	\$57,362.62

Payment Information

Your local government will receive two distributions in 2025 :

- July 28, 2025: 15% of Line 1, 2, and 3 and 100% of Line 4 (*shown above*)
- November 17, 2025: balance of your 2025 aid payments

County and Municipal Aid

Under state law, the county and municipal aid paid to each county and municipality must be equal to the amount determined in 2012 (sec. 79.036, Wis. Stats.) and adjusted for fallen protective services insurance reimbursement (sec. 79.036(4), Wis. Stats.).

County and Municipal Aid Calculation	
1. Prior year county and municipal aid	\$9,791.72
2. Increase due to sales tax revenue, including adjustments (<i>district changes</i>)	\$225.21
3. Fallen protective services insurance adjustment	-\$0.72
4. Fallen protective services insurance reimbursement (<i>reported to DOR</i>)	\$0.00
5. Total County and Municipal Aid (sum of Lines 1-4)	\$10,016.21

Utility Aid

- Under state law, utility aid is distributed to each county and municipality where tax-exempt utility property is located (sec. 79.04, Wis. Stats.)
- Utility companies report utility property information to DOR annually
- DOR uses the provided information to accurately calculate utility aid (*shown below*)

Utility Aid Calculation	
1. Net book value, <i>as of December 31, 2024 (including expected additions/retirements)</i>	\$188,972.00
2. Total net book value payment	\$566.92
3. Minimum payment	\$0.00
4. Megawatt capacity	0.0
5. Megawatt capacity payment	\$0.00
6. Closed/decommissioned production plant (phased down) payment	\$0.00
7. Subtotal (<i>sum of Lines 2, 3, 5 and 6</i>)	\$566.92
8. Population cap	\$393,975.00
9. Adjusted subtotal (<i>lesser of Line 7 or Line 8</i>)	\$566.92
10. Adjacent site incentive payment	\$0.00
11. Baseload incentive payment	\$0.00
12. Co-generation incentive payment	\$0.00
13. Alternative energy incentive payment	\$0.00
14. Total incentive payments (<i>sum of Lines 10 through 13</i>)	\$0.00
15. Spent nuclear fuel payment	\$0.00
16. Total Utility Aid – this is the utility aid payment listed on the front of the estimate (<i>sum of Lines 9, 14 and 15</i>)	\$566.92

Supplemental County and Municipal Aid

- Under state law, supplemental county and municipal aid paid to each county and municipality is determined by 2023 Wisconsin Act 12 (sec. 79.037, Wis. Stats.)
- For detailed information, review [county and municipal aid spreadsheet](#)

Supplemental County and Municipal Aid Calculation	
1. Prior year supplemental county and municipal aid	\$45,727.75
2. Increase due to sales tax revenue including adjustments (<i>district changes</i>)	\$1,051.74
3. Total Supplemental County and Municipal Aid (<i>sum of Lines 1 and 2</i>)	\$46,779.49

Expenditure Restraint Incentive Program

- Only municipalities are eligible to receive Expenditure Restraint Incentive Program (ERIP) payments
- Under state law, in 2025, each municipality will receive a payment that is equal to the amount of the payment received by the municipality in 2024 (sec. 79.05(4), Wis. Stats., from 2023 WI Act 12 – notwithstanding subs. (2) and (3))

Contact Information

If you have questions, contact us at lgs@wisconsin.gov, (608) 266-8618 or (608) 261-5167.



State of Wisconsin • DEPARTMENT OF REVENUE

DIVISION OF STATE AND LOCAL FINANCE • BUREAU OF LOCAL GOVERNMENT SERVICES • 2135 RIMROCK RD MADISON, WI 53713

Mailing Address:
PO Box 8971 #6-97
Madison WI 53708-8971
Fax: (608) 264-6887
lgs@wisconsin.gov

September 13, 2024

CATRINA BENNETT
TOWN OF SYLVESTER
PO BOX 763
MONROE WI 53566

Notice of Shared Revenue – 2025 Original Estimate

Notice Information

The Wisconsin Department of Revenue (DOR) is providing the **estimated** shared revenue amounts your local government will receive in 2025 under current state law for county and municipal aid, supplemental county and municipal aid, utility aid and the expenditure restraint incentive program. This does not include adjustments, shown on the July and November payment notices.

District	TOWN OF SYLVESTER	County	GREEN	Co-muni code	23-028
-----------------	-------------------	---------------	-------	---------------------	--------

Estimate Information

For an explanation of each aid payment listed below, review the additional information in this notice.

2025 Original Estimate	
1. County and municipal aid	\$10,194.42
2. Utility aid	\$308.45
3. Supplemental county and municipal aid	\$47,861.76
4. Expenditure restraint incentive program	\$0.00
5. Total Estimated 2025 Payments (sum of Lines 1-4)	\$58,364.63

Payment Information

Your local government will receive two distributions in 2025 :

- July 28, 2025: 15% of Line 1, 2, and 3 and 100% of Line 4 (*shown above*)
- November 17, 2025: balance of your 2025 aid payments

County and Municipal Aid

Under state law, the county and municipal aid paid to each county and municipality must be equal to the amount determined in 2012 (sec. 79.036, Wis. Stats.) and adjusted for fallen protective services insurance reimbursement (sec. 79.036(4), Wis. Stats.).

County and Municipal Aid Calculation	
1. Prior year county and municipal aid	\$9,965.94
2. Increase due to sales tax revenue, including adjustments (<i>district changes</i>)	\$229.22
3. Fallen protective services insurance adjustment	-\$0.74
4. Fallen protective services insurance reimbursement (<i>reported to DOR</i>)	\$0.00
5. Total County and Municipal Aid (sum of Lines 1-4)	\$10,194.42

Utility Aid

- Under state law, utility aid is distributed to each county and municipality where tax-exempt utility property is located (sec. 79.04, Wis. Stats.)
- Utility companies report utility property information to DOR annually
- DOR uses the provided information to accurately calculate utility aid (*shown below*)

Utility Aid Calculation	
1. Net book value, <i>as of December 31, 2024 (including expected additions/retirements)</i>	\$102,817.00
2. Total net book value payment	\$308.45
3. Minimum payment	\$0.00
4. Megawatt capacity	0.0
5. Megawatt capacity payment	\$0.00
6. Closed/decommissioned production plant (phased down) payment	\$0.00
7. Subtotal (<i>sum of Lines 2, 3, 5 and 6</i>)	\$308.45
8. Population cap	\$424,575.00
9. Adjusted subtotal (<i>lesser of Line 7 or Line 8</i>)	\$308.45
10. Adjacent site incentive payment	\$0.00
11. Baseload incentive payment	\$0.00
12. Co-generation incentive payment	\$0.00
13. Alternative energy incentive payment	\$0.00
14. Total incentive payments (<i>sum of Lines 10 through 13</i>)	\$0.00
15. Spent nuclear fuel payment	\$0.00
16. Total Utility Aid – this is the utility aid payment listed on the front of the estimate (<i>sum of Lines 9, 14 and 15</i>)	\$308.45

Supplemental County and Municipal Aid

- Under state law, supplemental county and municipal aid paid to each county and municipality is determined by 2023 Wisconsin Act 12 (sec. 79.037, Wis. Stats.)
- For detailed information, review [county and municipal aid spreadsheet](#)

Supplemental County and Municipal Aid Calculation	
1. Prior year supplemental county and municipal aid	\$46,785.69
2. Increase due to sales tax revenue including adjustments (<i>district changes</i>)	\$1,076.07
3. Total Supplemental County and Municipal Aid (<i>sum of Lines 1 and 2</i>)	\$47,861.76

Expenditure Restraint Incentive Program

- Only municipalities are eligible to receive Expenditure Restraint Incentive Program (ERIP) payments
- Under state law, in 2025, each municipality will receive a payment that is equal to the amount of the payment received by the municipality in 2024 (sec. 79.05(4), Wis. Stats., from 2023 WI Act 12 – notwithstanding subs. (2) and (3))

Contact Information

If you have questions, contact us at lgs@wisconsin.gov, (608) 266-8618 or (608) 261-5167.



State of Wisconsin • DEPARTMENT OF REVENUE

DIVISION OF STATE AND LOCAL FINANCE • BUREAU OF LOCAL GOVERNMENT SERVICES • 2135 RIMROCK RD MADISON, WI 53713

Mailing Address:
PO Box 8971 #6-97
Madison WI 53708-8971
Fax: (608) 264-6887
lgs@wisconsin.gov

September 13, 2024

DENISE JOHNSON
TOWN OF WASHINGTON
W6113 COUNTY RD C
MONTICELLO WI 53570

Notice of Shared Revenue – 2025 Original Estimate

Notice Information

The Wisconsin Department of Revenue (DOR) is providing the **estimated** shared revenue amounts your local government will receive in 2025 under current state law for county and municipal aid, supplemental county and municipal aid, utility aid and the expenditure restraint incentive program. This does not include adjustments, shown on the July and November payment notices.

District	TOWN OF WASHINGTON	County	GREEN	Co-muni code	23-030
-----------------	--------------------	---------------	-------	---------------------	--------

Estimate Information

For an explanation of each aid payment listed below, review the additional information in this notice.

2025 Original Estimate	
1. County and municipal aid	\$7,938.38
2. Utility aid	\$0.00
3. Supplemental county and municipal aid	\$45,198.88
4. Expenditure restraint incentive program	\$0.00
5. Total Estimated 2025 Payments (sum of Lines 1-4)	\$53,137.26

Payment Information

Your local government will receive two distributions in 2025 :

- July 28, 2025: 15% of Line 1, 2, and 3 and 100% of Line 4 (*shown above*)
- November 17, 2025: balance of your 2025 aid payments

County and Municipal Aid

Under state law, the county and municipal aid paid to each county and municipality must be equal to the amount determined in 2012 (sec. 79.036, Wis. Stats.) and adjusted for fallen protective services insurance reimbursement (sec. 79.036(4), Wis. Stats.).

County and Municipal Aid Calculation	
1. Prior year county and municipal aid	\$7,760.46
2. Increase due to sales tax revenue, including adjustments (<i>district changes</i>)	\$178.49
3. Fallen protective services insurance adjustment	-\$0.57
4. Fallen protective services insurance reimbursement (<i>reported to DOR</i>)	\$0.00
5. Total County and Municipal Aid (sum of Lines 1-4)	\$7,938.38

Utility Aid

- Under state law, utility aid is distributed to each county and municipality where tax-exempt utility property is located (sec. 79.04, Wis. Stats.)
- Utility companies report utility property information to DOR annually
- DOR uses the provided information to accurately calculate utility aid (*shown below*)

Utility Aid Calculation	
1. Net book value, <i>as of December 31, 2024 (including expected additions/retirements)</i>	\$0.00
2. Total net book value payment	\$0.00
3. Minimum payment	\$0.00
4. Megawatt capacity	0.0
5. Megawatt capacity payment	\$0.00
6. Closed/decommissioned production plant (phased down) payment	\$0.00
7. Subtotal (<i>sum of Lines 2, 3, 5 and 6</i>)	\$0.00
8. Population cap	\$365,075.00
9. Adjusted subtotal (<i>lesser of Line 7 or Line 8</i>)	\$0.00
10. Adjacent site incentive payment	\$0.00
11. Baseload incentive payment	\$0.00
12. Co-generation incentive payment	\$0.00
13. Alternative energy incentive payment	\$0.00
14. Total incentive payments (<i>sum of Lines 10 through 13</i>)	\$0.00
15. Spent nuclear fuel payment	\$0.00
16. Total Utility Aid – this is the utility aid payment listed on the front of the estimate (<i>sum of Lines 9, 14 and 15</i>)	\$0.00

Supplemental County and Municipal Aid

- Under state law, supplemental county and municipal aid paid to each county and municipality is determined by 2023 Wisconsin Act 12 (sec. 79.037, Wis. Stats.)
- For detailed information, review [county and municipal aid spreadsheet](#)

Supplemental County and Municipal Aid Calculation	
1. Prior year supplemental county and municipal aid	\$44,182.68
2. Increase due to sales tax revenue including adjustments (<i>district changes</i>)	\$1,016.20
3. Total Supplemental County and Municipal Aid (<i>sum of Lines 1 and 2</i>)	\$45,198.88

Expenditure Restraint Incentive Program

- Only municipalities are eligible to receive Expenditure Restraint Incentive Program (ERIP) payments
- Under state law, in 2025, each municipality will receive a payment that is equal to the amount of the payment received by the municipality in 2024 (sec. 79.05(4), Wis. Stats., from 2023 WI Act 12 – notwithstanding subs. (2) and (3))

Contact Information

If you have questions, contact us at lgs@wisconsin.gov, (608) 266-8618 or (608) 261-5167.



State of Wisconsin • DEPARTMENT OF REVENUE

DIVISION OF STATE AND LOCAL FINANCE • BUREAU OF LOCAL GOVERNMENT SERVICES • 2135 RIMROCK RD MADISON, WI 53713

Mailing Address:
PO Box 8971 #6-97
Madison WI 53708-8971
Fax: (608) 264-6887
lgs@wisconsin.gov

September 13, 2024

BRENDA HACKBART
TOWN OF YORK
507 MOUND STREET
BLANCHARDVILLE WI 53516

Notice of Shared Revenue – 2025 Original Estimate

Notice Information

The Wisconsin Department of Revenue (DOR) is providing the **estimated** shared revenue amounts your local government will receive in 2025 under current state law for county and municipal aid, supplemental county and municipal aid, utility aid and the expenditure restraint incentive program. This does not include adjustments, shown on the July and November payment notices.

District	TOWN OF YORK	County	GREEN	Co-muni code	23-032
-----------------	--------------	---------------	-------	---------------------	--------

Estimate Information

For an explanation of each aid payment listed below, review the additional information in this notice.

2025 Original Estimate	
1. County and municipal aid	\$7,350.41
2. Utility aid	\$0.00
3. Supplemental county and municipal aid	\$47,982.00
4. Expenditure restraint incentive program	\$0.00
5. Total Estimated 2025 Payments (sum of Lines 1-4)	\$55,332.41

Payment Information

Your local government will receive two distributions in 2025 :

- July 28, 2025: 15% of Line 1, 2, and 3 and 100% of Line 4 (*shown above*)
- November 17, 2025: balance of your 2025 aid payments

County and Municipal Aid

Under state law, the county and municipal aid paid to each county and municipality must be equal to the amount determined in 2012 (sec. 79.036, Wis. Stats.) and adjusted for fallen protective services insurance reimbursement (sec. 79.036(4), Wis. Stats.).

County and Municipal Aid Calculation	
1. Prior year county and municipal aid	\$7,185.67
2. Increase due to sales tax revenue, including adjustments (<i>district changes</i>)	\$165.27
3. Fallen protective services insurance adjustment	-\$0.53
4. Fallen protective services insurance reimbursement (<i>reported to DOR</i>)	\$0.00
5. Total County and Municipal Aid (sum of Lines 1-4)	\$7,350.41

Utility Aid

- Under state law, utility aid is distributed to each county and municipality where tax-exempt utility property is located (sec. 79.04, Wis. Stats.)
- Utility companies report utility property information to DOR annually
- DOR uses the provided information to accurately calculate utility aid (*shown below*)

Utility Aid Calculation	
1. Net book value, <i>as of December 31, 2024 (including expected additions/retirements)</i>	\$0.00
2. Total net book value payment	\$0.00
3. Minimum payment	\$0.00
4. Megawatt capacity	0.0
5. Megawatt capacity payment	\$0.00
6. Closed/decommissioned production plant (phased down) payment	\$0.00
7. Subtotal (<i>sum of Lines 2, 3, 5 and 6</i>)	\$0.00
8. Population cap	\$442,425.00
9. Adjusted subtotal (<i>lesser of Line 7 or Line 8</i>)	\$0.00
10. Adjacent site incentive payment	\$0.00
11. Baseload incentive payment	\$0.00
12. Co-generation incentive payment	\$0.00
13. Alternative energy incentive payment	\$0.00
14. Total incentive payments (<i>sum of Lines 10 through 13</i>)	\$0.00
15. Spent nuclear fuel payment	\$0.00
16. Total Utility Aid – this is the utility aid payment listed on the front of the estimate (<i>sum of Lines 9, 14 and 15</i>)	\$0.00

Supplemental County and Municipal Aid

- Under state law, supplemental county and municipal aid paid to each county and municipality is determined by 2023 Wisconsin Act 12 (sec. 79.037, Wis. Stats.)
- For detailed information, review [county and municipal aid spreadsheet](#)

Supplemental County and Municipal Aid Calculation	
1. Prior year supplemental county and municipal aid	\$46,903.23
2. Increase due to sales tax revenue including adjustments (<i>district changes</i>)	\$1,078.77
3. Total Supplemental County and Municipal Aid (<i>sum of Lines 1 and 2</i>)	\$47,982.00

Expenditure Restraint Incentive Program

- Only municipalities are eligible to receive Expenditure Restraint Incentive Program (ERIP) payments
- Under state law, in 2025, each municipality will receive a payment that is equal to the amount of the payment received by the municipality in 2024 (sec. 79.05(4), Wis. Stats., from 2023 WI Act 12 – notwithstanding subs. (2) and (3))

Contact Information

If you have questions, contact us at lgs@wisconsin.gov, (608) 266-8618 or (608) 261-5167.



State of Wisconsin • DEPARTMENT OF REVENUE

DIVISION OF STATE AND LOCAL FINANCE • BUREAU OF LOCAL GOVERNMENT SERVICES • 2135 RIMROCK RD MADISON, WI 53713

Mailing Address:
PO Box 8971 #6-97
Madison WI 53708-8971
Fax: (608) 264-6887
lgs@wisconsin.gov

September 13, 2024

MICHELLE BREWER
VILLAGE OF ALBANY
206 NORTH WATER STREET
ALBANY WI 53502

Notice of Shared Revenue – 2025 Original Estimate

Notice Information

The Wisconsin Department of Revenue (DOR) is providing the **estimated** shared revenue amounts your local government will receive in 2025 under current state law for county and municipal aid, supplemental county and municipal aid, utility aid and the expenditure restraint incentive program. This does not include adjustments, shown on the July and November payment notices.

District	VILLAGE OF ALBANY	County	GREEN	Co-muni code	23-101
-----------------	-------------------	---------------	-------	---------------------	--------

Estimate Information

For an explanation of each aid payment listed below, review the additional information in this notice.

2025 Original Estimate	
1. County and municipal aid	\$254,341.66
2. Utility aid	\$286.17
3. Supplemental county and municipal aid	\$50,875.98
4. Expenditure restraint incentive program	\$20,463.52
5. Total Estimated 2025 Payments (sum of Lines 1-4)	\$325,967.33

Payment Information

Your local government will receive two distributions in 2025 :

- July 28, 2025: 15% of Line 1, 2, and 3 and 100% of Line 4 (*shown above*)
- November 17, 2025: balance of your 2025 aid payments

County and Municipal Aid

Under state law, the county and municipal aid paid to each county and municipality must be equal to the amount determined in 2012 (sec. 79.036, Wis. Stats.) and adjusted for fallen protective services insurance reimbursement (sec. 79.036(4), Wis. Stats.).

County and Municipal Aid Calculation	
1. Prior year county and municipal aid	\$248,641.29
2. Increase due to sales tax revenue, including adjustments (<i>district changes</i>)	\$5,718.75
3. Fallen protective services insurance adjustment	-\$18.38
4. Fallen protective services insurance reimbursement (<i>reported to DOR</i>)	\$0.00
5. Total County and Municipal Aid (sum of Lines 1-4)	\$254,341.66

Utility Aid

- Under state law, utility aid is distributed to each county and municipality where tax-exempt utility property is located (sec. 79.04, Wis. Stats.)
- Utility companies report utility property information to DOR annually
- DOR uses the provided information to accurately calculate utility aid (*shown below*)

Utility Aid Calculation	
1. Net book value, <i>as of December 31, 2024 (including expected additions/retirements)</i>	\$47,695.00
2. Total net book value payment	\$286.17
3. Minimum payment	\$0.00
4. Megawatt capacity	0.0
5. Megawatt capacity payment	\$0.00
6. Closed/decommissioned production plant (phased down) payment	\$0.00
7. Subtotal (<i>sum of Lines 2, 3, 5 and 6</i>)	\$286.17
8. Population cap	\$456,025.00
9. Adjusted subtotal (<i>lesser of Line 7 or Line 8</i>)	\$286.17
10. Adjacent site incentive payment	\$0.00
11. Baseload incentive payment	\$0.00
12. Co-generation incentive payment	\$0.00
13. Alternative energy incentive payment	\$0.00
14. Total incentive payments (<i>sum of Lines 10 through 13</i>)	\$0.00
15. Spent nuclear fuel payment	\$0.00
16. Total Utility Aid – this is the utility aid payment listed on the front of the estimate (<i>sum of Lines 9, 14 and 15</i>)	\$286.17

Supplemental County and Municipal Aid

- Under state law, supplemental county and municipal aid paid to each county and municipality is determined by 2023 Wisconsin Act 12 (sec. 79.037, Wis. Stats.)
- For detailed information, review [county and municipal aid spreadsheet](#)

Supplemental County and Municipal Aid Calculation	
1. Prior year supplemental county and municipal aid	\$49,732.14
2. Increase due to sales tax revenue including adjustments (<i>district changes</i>)	\$1,143.84
3. Total Supplemental County and Municipal Aid (<i>sum of Lines 1 and 2</i>)	\$50,875.98

Expenditure Restraint Incentive Program

- Only municipalities are eligible to receive Expenditure Restraint Incentive Program (ERIP) payments
- Under state law, in 2025, each municipality will receive a payment that is equal to the amount of the payment received by the municipality in 2024 (sec. 79.05(4), Wis. Stats., from 2023 WI Act 12 – notwithstanding subs. (2) and (3))

Contact Information

If you have questions, contact us at lgs@wisconsin.gov, (608) 266-8618 or (608) 261-5167.



State of Wisconsin • DEPARTMENT OF REVENUE

DIVISION OF STATE AND LOCAL FINANCE • BUREAU OF LOCAL GOVERNMENT SERVICES • 2135 RIMROCK RD MADISON, WI 53713

Mailing Address:
PO Box 8971 #6-97
Madison WI 53708-8971
Fax: (608) 264-6887
lgs@wisconsin.gov

September 13, 2024

LINDA KUHLMAN
VILLAGE OF BROOKLYN
PO BOX 189
BROOKLYN WI 53521-0189

Notice of Shared Revenue – 2025 Original Estimate

Notice Information

The Wisconsin Department of Revenue (DOR) is providing the **estimated** shared revenue amounts your local government will receive in 2025 under current state law for county and municipal aid, supplemental county and municipal aid, utility aid and the expenditure restraint incentive program. This does not include adjustments, shown on the July and November payment notices.

District	VILLAGE OF BROOKLYN	County	GREEN	Co-muni code	23-109
-----------------	---------------------	---------------	-------	---------------------	--------

Estimate Information

For an explanation of each aid payment listed below, review the additional information in this notice.

2025 Original Estimate	
1. County and municipal aid	\$154,820.87
2. Utility aid	\$0.00
3. Supplemental county and municipal aid	\$56,894.51
4. Expenditure restraint incentive program	\$15,140.71
5. Total Estimated 2025 Payments (sum of Lines 1-4)	\$226,856.09

Payment Information

Your local government will receive two distributions in 2025 :

- July 28, 2025: 15% of Line 1, 2, and 3 and 100% of Line 4 (*shown above*)
- November 17, 2025: balance of your 2025 aid payments

County and Municipal Aid

Under state law, the county and municipal aid paid to each county and municipality must be equal to the amount determined in 2012 (sec. 79.036, Wis. Stats.) and adjusted for fallen protective services insurance reimbursement (sec. 79.036(4), Wis. Stats.).

County and Municipal Aid Calculation	
1. Prior year county and municipal aid	\$151,350.99
2. Increase due to sales tax revenue, including adjustments (<i>district changes</i>)	\$3,481.07
3. Fallen protective services insurance adjustment	-\$11.19
4. Fallen protective services insurance reimbursement (<i>reported to DOR</i>)	\$0.00
5. Total County and Municipal Aid (sum of Lines 1-4)	\$154,820.87

Utility Aid

- Under state law, utility aid is distributed to each county and municipality where tax-exempt utility property is located (sec. 79.04, Wis. Stats.)
- Utility companies report utility property information to DOR annually
- DOR uses the provided information to accurately calculate utility aid (*shown below*)

Utility Aid Calculation	
1. Net book value, <i>as of December 31, 2024 (including expected additions/retirements)</i>	\$0.00
2. Total net book value payment	\$0.00
3. Minimum payment	\$0.00
4. Megawatt capacity	0.0
5. Megawatt capacity payment	\$0.00
6. Closed/decommissioned production plant (phased down) payment	\$0.00
7. Subtotal (<i>sum of Lines 2, 3, 5 and 6</i>)	\$0.00
8. Population cap	\$659,175.00
9. Adjusted subtotal (<i>lesser of Line 7 or Line 8</i>)	\$0.00
10. Adjacent site incentive payment	\$0.00
11. Baseload incentive payment	\$0.00
12. Co-generation incentive payment	\$0.00
13. Alternative energy incentive payment	\$0.00
14. Total incentive payments (<i>sum of Lines 10 through 13</i>)	\$0.00
15. Spent nuclear fuel payment	\$0.00
16. Total Utility Aid – this is the utility aid payment listed on the front of the estimate (<i>sum of Lines 9, 14 and 15</i>)	\$0.00

Supplemental County and Municipal Aid

- Under state law, supplemental county and municipal aid paid to each county and municipality is determined by 2023 Wisconsin Act 12 (sec. 79.037, Wis. Stats.)
- For detailed information, review [county and municipal aid spreadsheet](#)

Supplemental County and Municipal Aid Calculation	
1. Prior year supplemental county and municipal aid	\$55,615.36
2. Increase due to sales tax revenue including adjustments (<i>district changes</i>)	\$1,279.15
3. Total Supplemental County and Municipal Aid (<i>sum of Lines 1 and 2</i>)	\$56,894.51

Expenditure Restraint Incentive Program

- Only municipalities are eligible to receive Expenditure Restraint Incentive Program (ERIP) payments
- Under state law, in 2025, each municipality will receive a payment that is equal to the amount of the payment received by the municipality in 2024 (sec. 79.05(4), Wis. Stats., from 2023 WI Act 12 – notwithstanding subs. (2) and (3))

Contact Information

If you have questions, contact us at lgs@wisconsin.gov, (608) 266-8618 or (608) 261-5167.



State of Wisconsin • DEPARTMENT OF REVENUE

DIVISION OF STATE AND LOCAL FINANCE • BUREAU OF LOCAL GOVERNMENT SERVICES • 2135 RIMROCK RD MADISON, WI 53713

Mailing Address:
PO Box 8971 #6-97
Madison WI 53708-8971
Fax: (608) 264-6887
lgs@wisconsin.gov

September 13, 2024

DIANA KREBS
VILLAGE OF BROWNTOWN
110 S MILL ST
BROWNTOWN WI 53522-9540

Notice of Shared Revenue – 2025 Original Estimate

Notice Information

The Wisconsin Department of Revenue (DOR) is providing the **estimated** shared revenue amounts your local government will receive in 2025 under current state law for county and municipal aid, supplemental county and municipal aid, utility aid and the expenditure restraint incentive program. This does not include adjustments, shown on the July and November payment notices.

District	VILLAGE OF BROWNTOWN	County	GREEN	Co-muni code	23-110
-----------------	----------------------	---------------	-------	---------------------	--------

Estimate Information

For an explanation of each aid payment listed below, review the additional information in this notice.

2025 Original Estimate	
1. County and municipal aid	\$83,759.94
2. Utility aid	\$6,819.73
3. Supplemental county and municipal aid	\$34,920.47
4. Expenditure restraint incentive program	\$1,499.33
5. Total Estimated 2025 Payments (sum of Lines 1-4)	\$126,999.47

Payment Information

Your local government will receive two distributions in 2025 :

- July 28, 2025: 15% of Line 1, 2, and 3 and 100% of Line 4 (*shown above*)
- November 17, 2025: balance of your 2025 aid payments

County and Municipal Aid

Under state law, the county and municipal aid paid to each county and municipality must be equal to the amount determined in 2012 (sec. 79.036, Wis. Stats.) and adjusted for fallen protective services insurance reimbursement (sec. 79.036(4), Wis. Stats.).

County and Municipal Aid Calculation	
1. Prior year county and municipal aid	\$81,882.69
2. Increase due to sales tax revenue, including adjustments (<i>district changes</i>)	\$1,883.30
3. Fallen protective services insurance adjustment	-\$6.05
4. Fallen protective services insurance reimbursement (<i>reported to DOR</i>)	\$0.00
5. Total County and Municipal Aid (sum of Lines 1-4)	\$83,759.94

Utility Aid

- Under state law, utility aid is distributed to each county and municipality where tax-exempt utility property is located (sec. 79.04, Wis. Stats.)
- Utility companies report utility property information to DOR annually
- DOR uses the provided information to accurately calculate utility aid (*shown below*)

Utility Aid Calculation	
1. Net book value, <i>as of December 31, 2024 (including expected additions/retirements)</i>	\$1,136,621.00
2. Total net book value payment	\$6,819.73
3. Minimum payment	\$0.00
4. Megawatt capacity	0.0
5. Megawatt capacity payment	\$0.00
6. Closed/decommissioned production plant (phased down) payment	\$0.00
7. Subtotal (<i>sum of Lines 2, 3, 5 and 6</i>)	\$6,819.73
8. Population cap	\$103,275.00
9. Adjusted subtotal (<i>lesser of Line 7 or Line 8</i>)	\$6,819.73
10. Adjacent site incentive payment	\$0.00
11. Baseload incentive payment	\$0.00
12. Co-generation incentive payment	\$0.00
13. Alternative energy incentive payment	\$0.00
14. Total incentive payments (<i>sum of Lines 10 through 13</i>)	\$0.00
15. Spent nuclear fuel payment	\$0.00
16. Total Utility Aid – this is the utility aid payment listed on the front of the estimate <i>(sum of Lines 9, 14 and 15)</i>	\$6,819.73

Supplemental County and Municipal Aid

- Under state law, supplemental county and municipal aid paid to each county and municipality is determined by 2023 Wisconsin Act 12 (sec. 79.037, Wis. Stats.)
- For detailed information, review [county and municipal aid spreadsheet](#)

Supplemental County and Municipal Aid Calculation	
1. Prior year supplemental county and municipal aid	\$34,135.36
2. Increase due to sales tax revenue including adjustments (<i>district changes</i>)	\$785.11
3. Total Supplemental County and Municipal Aid (<i>sum of Lines 1 and 2</i>)	\$34,920.47

Expenditure Restraint Incentive Program

- Only municipalities are eligible to receive Expenditure Restraint Incentive Program (ERIP) payments
- Under state law, in 2025, each municipality will receive a payment that is equal to the amount of the payment received by the municipality in 2024 (sec. 79.05(4), Wis. Stats., from 2023 WI Act 12 – notwithstanding subs. (2) and (3))

Contact Information

If you have questions, contact us at lgs@wisconsin.gov, (608) 266-8618 or (608) 261-5167.



State of Wisconsin • DEPARTMENT OF REVENUE

DIVISION OF STATE AND LOCAL FINANCE • BUREAU OF LOCAL GOVERNMENT SERVICES • 2135 RIMROCK RD MADISON, WI 53713

Mailing Address:
PO Box 8971 #6-97
Madison WI 53708-8971
Fax: (608) 264-6887
lgs@wisconsin.gov

September 13, 2024

STEPHANIE ADAMS
VILLAGE OF MONTICELLO
PO BOX 147
MONTICELLO WI 53570-0147

Notice of Shared Revenue – 2025 Original Estimate

Notice Information

The Wisconsin Department of Revenue (DOR) is providing the **estimated** shared revenue amounts your local government will receive in 2025 under current state law for county and municipal aid, supplemental county and municipal aid, utility aid and the expenditure restraint incentive program. This does not include adjustments, shown on the July and November payment notices.

District	VILLAGE OF MONTICELLO	County	GREEN	Co-muni code	23-151
-----------------	-----------------------	---------------	-------	---------------------	--------

Estimate Information

For an explanation of each aid payment listed below, review the additional information in this notice.

2025 Original Estimate	
1. County and municipal aid	\$267,332.09
2. Utility aid	\$1,903.48
3. Supplemental county and municipal aid	\$53,474.45
4. Expenditure restraint incentive program	\$12,487.57
5. Total Estimated 2025 Payments (sum of Lines 1-4)	\$335,197.59

Payment Information

Your local government will receive two distributions in 2025 :

- July 28, 2025: 15% of Line 1, 2, and 3 and 100% of Line 4 (*shown above*)
- November 17, 2025: balance of your 2025 aid payments

County and Municipal Aid

Under state law, the county and municipal aid paid to each county and municipality must be equal to the amount determined in 2012 (sec. 79.036, Wis. Stats.) and adjusted for fallen protective services insurance reimbursement (sec. 79.036(4), Wis. Stats.).

County and Municipal Aid Calculation	
1. Prior year county and municipal aid	\$261,340.57
2. Increase due to sales tax revenue, including adjustments (<i>district changes</i>)	\$6,010.83
3. Fallen protective services insurance adjustment	-\$19.31
4. Fallen protective services insurance reimbursement (<i>reported to DOR</i>)	\$0.00
5. Total County and Municipal Aid (sum of Lines 1-4)	\$267,332.09

Utility Aid

- Under state law, utility aid is distributed to each county and municipality where tax-exempt utility property is located (sec. 79.04, Wis. Stats.)
- Utility companies report utility property information to DOR annually
- DOR uses the provided information to accurately calculate utility aid (*shown below*)

Utility Aid Calculation	
1. Net book value, <i>as of December 31, 2024 (including expected additions/retirements)</i>	\$317,247.00
2. Total net book value payment	\$1,903.48
3. Minimum payment	\$0.00
4. Megawatt capacity	0.0
5. Megawatt capacity payment	\$0.00
6. Closed/decommissioned production plant (phased down) payment	\$0.00
7. Subtotal (<i>sum of Lines 2, 3, 5 and 6</i>)	\$1,903.48
8. Population cap	\$504,475.00
9. Adjusted subtotal (<i>lesser of Line 7 or Line 8</i>)	\$1,903.48
10. Adjacent site incentive payment	\$0.00
11. Baseload incentive payment	\$0.00
12. Co-generation incentive payment	\$0.00
13. Alternative energy incentive payment	\$0.00
14. Total incentive payments (<i>sum of Lines 10 through 13</i>)	\$0.00
15. Spent nuclear fuel payment	\$0.00
16. Total Utility Aid – this is the utility aid payment listed on the front of the estimate (<i>sum of Lines 9, 14 and 15</i>)	\$1,903.48

Supplemental County and Municipal Aid

- Under state law, supplemental county and municipal aid paid to each county and municipality is determined by 2023 Wisconsin Act 12 (sec. 79.037, Wis. Stats.)
- For detailed information, review [county and municipal aid spreadsheet](#)

Supplemental County and Municipal Aid Calculation	
1. Prior year supplemental county and municipal aid	\$52,272.19
2. Increase due to sales tax revenue including adjustments (<i>district changes</i>)	\$1,202.26
3. Total Supplemental County and Municipal Aid (<i>sum of Lines 1 and 2</i>)	\$53,474.45

Expenditure Restraint Incentive Program

- Only municipalities are eligible to receive Expenditure Restraint Incentive Program (ERIP) payments
- Under state law, in 2025, each municipality will receive a payment that is equal to the amount of the payment received by the municipality in 2024 (sec. 79.05(4), Wis. Stats., from 2023 WI Act 12 – notwithstanding subs. (2) and (3))

Contact Information

If you have questions, contact us at lgs@wisconsin.gov, (608) 266-8618 or (608) 261-5167.



State of Wisconsin • DEPARTMENT OF REVENUE

DIVISION OF STATE AND LOCAL FINANCE • BUREAU OF LOCAL GOVERNMENT SERVICES • 2135 RIMROCK RD MADISON, WI 53713

Mailing Address:
PO Box 8971 #6-97
Madison WI 53708-8971
Fax: (608) 264-6887
lgs@wisconsin.gov

September 13, 2024

KELSEY JENSON
VILLAGE OF NEW GLARUS
PO BOX 399
NEW GLARUS WI 53574-0399

Notice of Shared Revenue – 2025 Original Estimate

Notice Information

The Wisconsin Department of Revenue (DOR) is providing the **estimated** shared revenue amounts your local government will receive in 2025 under current state law for county and municipal aid, supplemental county and municipal aid, utility aid and the expenditure restraint incentive program. This does not include adjustments, shown on the July and November payment notices.

District	VILLAGE OF NEW GLARUS	County	GREEN	Co-muni code	23-161
-----------------	-----------------------	---------------	-------	---------------------	--------

Estimate Information

For an explanation of each aid payment listed below, review the additional information in this notice.

2025 Original Estimate	
1. County and municipal aid	\$195,557.70
2. Utility aid	\$17,553.05
3. Supplemental county and municipal aid	\$71,221.35
4. Expenditure restraint incentive program	\$42,099.85
5. Total Estimated 2025 Payments (sum of Lines 1-4)	\$326,431.95

Payment Information

Your local government will receive two distributions in 2025 :

- July 28, 2025: 15% of Line 1, 2, and 3 and 100% of Line 4 (*shown above*)
- November 17, 2025: balance of your 2025 aid payments

County and Municipal Aid

Under state law, the county and municipal aid paid to each county and municipality must be equal to the amount determined in 2012 (sec. 79.036, Wis. Stats.) and adjusted for fallen protective services insurance reimbursement (sec. 79.036(4), Wis. Stats.).

County and Municipal Aid Calculation	
1. Prior year county and municipal aid	\$191,174.81
2. Increase due to sales tax revenue, including adjustments (<i>district changes</i>)	\$4,397.02
3. Fallen protective services insurance adjustment	-\$14.13
4. Fallen protective services insurance reimbursement (<i>reported to DOR</i>)	\$0.00
5. Total County and Municipal Aid (sum of Lines 1-4)	\$195,557.70

Utility Aid

- Under state law, utility aid is distributed to each county and municipality where tax-exempt utility property is located (sec. 79.04, Wis. Stats.)
- Utility companies report utility property information to DOR annually
- DOR uses the provided information to accurately calculate utility aid (*shown below*)

Utility Aid Calculation	
1. Net book value, <i>as of December 31, 2024 (including expected additions/retirements)</i>	\$2,925,509.00
2. Total net book value payment	\$17,553.05
3. Minimum payment	\$0.00
4. Megawatt capacity	0.0
5. Megawatt capacity payment	\$0.00
6. Closed/decommissioned production plant (phased down) payment	\$0.00
7. Subtotal (<i>sum of Lines 2, 3, 5 and 6</i>)	\$17,553.05
8. Population cap	\$1,005,975.00
9. Adjusted subtotal (<i>lesser of Line 7 or Line 8</i>)	\$17,553.05
10. Adjacent site incentive payment	\$0.00
11. Baseload incentive payment	\$0.00
12. Co-generation incentive payment	\$0.00
13. Alternative energy incentive payment	\$0.00
14. Total incentive payments (<i>sum of Lines 10 through 13</i>)	\$0.00
15. Spent nuclear fuel payment	\$0.00
16. Total Utility Aid – this is the utility aid payment listed on the front of the estimate (<i>sum of Lines 9, 14 and 15</i>)	\$17,553.05

Supplemental County and Municipal Aid

- Under state law, supplemental county and municipal aid paid to each county and municipality is determined by 2023 Wisconsin Act 12 (sec. 79.037, Wis. Stats.)
- For detailed information, review [county and municipal aid spreadsheet](#)

Supplemental County and Municipal Aid Calculation	
1. Prior year supplemental county and municipal aid	\$69,620.09
2. Increase due to sales tax revenue including adjustments (<i>district changes</i>)	\$1,601.26
3. Total Supplemental County and Municipal Aid (<i>sum of Lines 1 and 2</i>)	\$71,221.35

Expenditure Restraint Incentive Program

- Only municipalities are eligible to receive Expenditure Restraint Incentive Program (ERIP) payments
- Under state law, in 2025, each municipality will receive a payment that is equal to the amount of the payment received by the municipality in 2024 (sec. 79.05(4), Wis. Stats., from 2023 WI Act 12 – notwithstanding subs. (2) and (3))

Contact Information

If you have questions, contact us at lgs@wisconsin.gov, (608) 266-8618 or (608) 261-5167.



State of Wisconsin • DEPARTMENT OF REVENUE

DIVISION OF STATE AND LOCAL FINANCE • BUREAU OF LOCAL GOVERNMENT SERVICES • 2135 RIMROCK RD MADISON, WI 53713

Mailing Address:
PO Box 8971 #6-97
Madison WI 53708-8971
Fax: (608) 264-6887
lgs@wisconsin.gov

September 13, 2024

KRISTIN COVERT
CITY OF BRODHEAD
PO BOX 168, 1111 W 2ND AVE
BRODHEAD WI 53520-0168

Notice of Shared Revenue – 2025 Original Estimate

Notice Information

The Wisconsin Department of Revenue (DOR) is providing the **estimated** shared revenue amounts your local government will receive in 2025 under current state law for county and municipal aid, supplemental county and municipal aid, utility aid and the expenditure restraint incentive program. This does not include adjustments, shown on the July and November payment notices.

District	CITY OF BRODHEAD	County	GREEN	Co-muni code	23-206
-----------------	------------------	---------------	-------	---------------------	--------

Estimate Information

For an explanation of each aid payment listed below, review the additional information in this notice.

2025 Original Estimate	
1. County and municipal aid	\$745,176.06
2. Utility aid	\$585.64
3. Supplemental county and municipal aid	\$149,057.61
4. Expenditure restraint incentive program	\$59,717.18
5. Total Estimated 2025 Payments (sum of Lines 1-4)	\$954,536.49

Payment Information

Your local government will receive two distributions in 2025 :

- July 28, 2025: 15% of Line 1, 2, and 3 and 100% of Line 4 (*shown above*)
- November 17, 2025: balance of your 2025 aid payments

County and Municipal Aid

Under state law, the county and municipal aid paid to each county and municipality must be equal to the amount determined in 2012 (sec. 79.036, Wis. Stats.) and adjusted for fallen protective services insurance reimbursement (sec. 79.036(4), Wis. Stats.).

County and Municipal Aid Calculation	
1. Prior year county and municipal aid	\$728,474.98
2. Increase due to sales tax revenue, including adjustments (<i>district changes</i>)	\$16,754.92
3. Fallen protective services insurance adjustment	-\$53.84
4. Fallen protective services insurance reimbursement (<i>reported to DOR</i>)	\$0.00
5. Total County and Municipal Aid (sum of Lines 1-4)	\$745,176.06

Utility Aid

- Under state law, utility aid is distributed to each county and municipality where tax-exempt utility property is located (sec. 79.04, Wis. Stats.)
- Utility companies report utility property information to DOR annually
- DOR uses the provided information to accurately calculate utility aid (*shown below*)

Utility Aid Calculation	
1. Net book value, as of December 31, 2024 (including expected additions/retirements)	\$97,606.00
2. Total net book value payment	\$585.64
3. Minimum payment	\$0.00
4. Megawatt capacity	0.00
5. Megawatt capacity payment	\$0.00
6. Closed/decommissioned production plant (phased down) payment	\$0.00
7. Subtotal (sum of Lines 2, 3, 5 and 6)	\$585.64
8. Population cap	\$1,382,525.00
9. Adjusted subtotal (lesser of Line 7 or Line 8)	\$585.64
10. Adjacent site incentive payment	\$0.00
11. Baseload incentive payment	\$0.00
12. Co-generation incentive payment	\$0.00
13. Alternative energy incentive payment	\$0.00
14. Total incentive payments (sum of Lines 10 through 13)	\$0.00
15. Spent nuclear fuel payment	\$0.00
16. Total Utility Aid – this is the utility aid payment listed on the front of the estimate (sum of Lines 9, 14 and 15)	\$585.64

Supplemental County and Municipal Aid

- Under state law, supplemental county and municipal aid paid to each county and municipality is determined by 2023 Wisconsin Act 12 (sec. 79.037, Wis. Stats.)
- For detailed information, review [county and municipal aid spreadsheet](#)

Supplemental County and Municipal Aid Calculation	
1. Prior year supplemental county and municipal aid	\$145,706.36
2. Increase due to sales tax revenue including adjustments (district changes)	\$3,351.25
3. Total Supplemental County and Municipal Aid (sum of Lines 1 and 2)	\$149,057.61

Expenditure Restraint Incentive Program

- Only municipalities are eligible to receive Expenditure Restraint Incentive Program (ERIP) payments
- Under state law, in 2025, each municipality will receive a payment that is equal to the amount of the payment received by the municipality in 2024 (sec. 79.05(4), Wis. Stats., from 2023 WI Act 12 – notwithstanding subs. (2) and (3))

Contact Information

If you have questions, contact us at lgs@wisconsin.gov, (608) 266-8618 or (608) 261-5167.



State of Wisconsin • DEPARTMENT OF REVENUE

DIVISION OF STATE AND LOCAL FINANCE • BUREAU OF LOCAL GOVERNMENT SERVICES • 2135 RIMROCK RD MADISON, WI 53713

Mailing Address:
PO Box 8971 #6-97
Madison WI 53708-8971
Fax: (608) 264-6887
lgs@wisconsin.gov

September 13, 2024

NIKOLAI WAHL
CITY OF MONROE
1110 18TH AVE
MONROE WI 53556

Notice of Shared Revenue – 2025 Original Estimate

Notice Information

The Wisconsin Department of Revenue (DOR) is providing the **estimated** shared revenue amounts your local government will receive in 2025 under current state law for county and municipal aid, supplemental county and municipal aid, utility aid and the expenditure restraint incentive program. This does not include adjustments, shown on the July and November payment notices.

District	CITY OF MONROE	County	GREEN	Co-muni code	23-251
-----------------	----------------	---------------	-------	---------------------	--------

Estimate Information

For an explanation of each aid payment listed below, review the additional information in this notice.

2025 Original Estimate	
1. County and municipal aid	\$1,244,191.29
2. Utility aid	\$45,509.69
3. Supplemental county and municipal aid	\$339,623.73
4. Expenditure restraint incentive program	\$206,698.87
5. Total Estimated 2025 Payments (sum of Lines 1-4)	\$1,836,023.58

Payment Information

Your local government will receive two distributions in 2025 :

- July 28, 2025: 15% of Line 1, 2, and 3 and 100% of Line 4 (*shown above*)
- November 17, 2025: balance of your 2025 aid payments

County and Municipal Aid

Under state law, the county and municipal aid paid to each county and municipality must be equal to the amount determined in 2012 (sec. 79.036, Wis. Stats.) and adjusted for fallen protective services insurance reimbursement (sec. 79.036(4), Wis. Stats.).

County and Municipal Aid Calculation	
1. Prior year county and municipal aid	\$1,216,306.14
2. Increase due to sales tax revenue, including adjustments (<i>district changes</i>)	\$27,975.04
3. Fallen protective services insurance adjustment	-\$89.89
4. Fallen protective services insurance reimbursement (<i>reported to DOR</i>)	\$0.00
5. Total County and Municipal Aid (sum of Lines 1-4)	\$1,244,191.29

Utility Aid

- Under state law, utility aid is distributed to each county and municipality where tax-exempt utility property is located (sec. 79.04, Wis. Stats.)
- Utility companies report utility property information to DOR annually
- DOR uses the provided information to accurately calculate utility aid (*shown below*)

Utility Aid Calculation	
1. Net book value, as of December 31, 2024 (including expected additions/retirements)	\$7,584,949.00
2. Total net book value payment	\$45,509.69
3. Minimum payment	\$0.00
4. Megawatt capacity	0.0
5. Megawatt capacity payment	\$0.00
6. Closed/decommissioned production plant (phased down) payment	\$0.00
7. Subtotal (sum of Lines 2, 3, 5 and 6)	\$45,509.69
8. Population cap	\$4,629,525.00
9. Adjusted subtotal (lesser of Line 7 or Line 8)	\$45,509.69
10. Adjacent site incentive payment	\$0.00
11. Baseload incentive payment	\$0.00
12. Co-generation incentive payment	\$0.00
13. Alternative energy incentive payment	\$0.00
14. Total incentive payments (sum of Lines 10 through 13)	\$0.00
15. Spent nuclear fuel payment	\$0.00
16. Total Utility Aid – this is the utility aid payment listed on the front of the estimate (sum of Lines 9, 14 and 15)	\$45,509.69

Supplemental County and Municipal Aid

- Under state law, supplemental county and municipal aid paid to each county and municipality is determined by 2023 Wisconsin Act 12 (sec. 79.037, Wis. Stats.)
- For detailed information, review [county and municipal aid spreadsheet](#)

Supplemental County and Municipal Aid Calculation	
1. Prior year supplemental county and municipal aid	\$331,988.01
2. Increase due to sales tax revenue including adjustments (district changes)	\$7,635.72
3. Total Supplemental County and Municipal Aid (sum of Lines 1 and 2)	\$339,623.73

Expenditure Restraint Incentive Program

- Only municipalities are eligible to receive Expenditure Restraint Incentive Program (ERIP) payments
- Under state law, in 2025, each municipality will receive a payment that is equal to the amount of the payment received by the municipality in 2024 (sec. 79.05(4), Wis. Stats., from 2023 WI Act 12 – notwithstanding subs. (2) and (3))

Contact Information

If you have questions, contact us at lgs@wisconsin.gov, (608) 266-8618 or (608) 261-5167.



State of Wisconsin • DEPARTMENT OF REVENUE

DIVISION OF STATE AND LOCAL FINANCE • BUREAU OF LOCAL GOVERNMENT SERVICES • 2135 RIMROCK RD MADISON, WI 53713

Mailing Address:
PO Box 8971 #6-97
Madison WI 53708-8971
Fax: (608) 264-6887
lgs@wisconsin.gov

September 13, 2024

ARIANNA VOEGELI
COUNTY OF GREEN
1016 16TH AVE
MONROE WI 53566-1702

Notice of Shared Revenue – 2025 Original Estimate

Notice Information

The Wisconsin Department of Revenue (DOR) is providing the **estimated** shared revenue amounts your local government will receive in 2025 under current state law for county and municipal aid, supplemental county and municipal aid, utility aid and the expenditure restraint incentive program. This does not include adjustments, shown on the July and November payment notices.

District	COUNTY OF GREEN	County	GREEN	Co-muni code	23-999
-----------------	-----------------	---------------	-------	---------------------	--------

Estimate Information

For an explanation of each aid payment listed below, review the additional information in this notice.

2025 Original Estimate	
1. County and municipal aid	\$324,025.71
2. Utility aid	\$273,230.87
3. Supplemental county and municipal aid	\$443,063.04
4. Expenditure restraint incentive program	\$0.00
5. Total Estimated 2025 Payments (sum of Lines 1-4)	\$1,040,319.62

Payment Information

Your local government will receive two distributions in 2025 :

- July 28, 2025: 15% of Line 1, 2, and 3 and 100% of Line 4 (*shown above*)
- November 17, 2025: balance of your 2025 aid payments

County and Municipal Aid

Under state law, the county and municipal aid paid to each county and municipality must be equal to the amount determined in 2012 (sec. 79.036, Wis. Stats.) and adjusted for fallen protective services insurance reimbursement (sec. 79.036(4), Wis. Stats.).

County and Municipal Aid Calculation	
1. Prior year county and municipal aid	\$316,763.56
2. Increase due to sales tax revenue, including adjustments (<i>district changes</i>)	\$7,285.56
3. Fallen protective services insurance adjustment	-\$23.41
4. Fallen protective services insurance reimbursement (<i>reported to DOR</i>)	\$0.00
5. Total County and Municipal Aid (sum of Lines 1-4)	\$324,025.71

Utility Aid

- Under state law, utility aid is distributed to each county and municipality where tax-exempt utility property is located (sec. 79.04, Wis. Stats.)
- Utility companies report utility property information to DOR annually
- DOR uses the provided information to accurately calculate utility aid (*shown below*)

Utility Aid Calculation	
1. Net book value, <i>as of December 31, 2024 (including expected additions/retirements)</i>	\$27,982,181.00
2. Total net book value payment	\$131,564.21
3. Minimum payment	\$0.00
4. Megawatt capacity	50.0
5. Megawatt capacity payment	\$66,666.66
6. Closed/decommissioned production plant (phased down) payment	\$0.00
7. Subtotal (<i>sum of Lines 2, 3, 5 and 6</i>)	\$198,230.87
8. Population cap	\$4,717,250.00
9. Adjusted subtotal (<i>lesser of Line 7 or Line 8</i>)	\$198,230.87
10. Adjacent site incentive payment	\$0.00
11. Baseload incentive payment	\$0.00
12. Co-generation incentive payment	\$0.00
13. Alternative energy incentive payment	\$75,000.00
14. Total incentive payments (<i>sum of Lines 10 through 13</i>)	\$75,000.00
15. Spent nuclear fuel payment	\$0.00
16. Total Utility Aid – this is the utility aid payment listed on the front of the estimate (<i>sum of Lines 9, 14 and 15</i>)	\$273,230.87

Supplemental County and Municipal Aid

- Under state law, supplemental county and municipal aid paid to each county and municipality is determined by 2023 Wisconsin Act 12 (sec. 79.037, Wis. Stats.)
- For detailed information, review [county and municipal aid spreadsheet](#)

Supplemental County and Municipal Aid Calculation	
1. Prior year supplemental county and municipal aid	\$433,101.70
2. Increase due to sales tax revenue including adjustments (<i>district changes</i>)	\$9,961.34
3. Total Supplemental County and Municipal Aid (<i>sum of Lines 1 and 2</i>)	\$443,063.04

Expenditure Restraint Incentive Program

- Only municipalities are eligible to receive Expenditure Restraint Incentive Program (ERIP) payments
- Under state law, in 2025, each municipality will receive a payment that is equal to the amount of the payment received by the municipality in 2024 (sec. 79.05(4), Wis. Stats., from 2023 WI Act 12 – notwithstanding subs. (2) and (3))

Contact Information

If you have questions, contact us at lgs@wisconsin.gov, (608) 266-8618 or (608) 261-5167.



State of Wisconsin • DEPARTMENT OF REVENUE

DIVISION OF STATE AND LOCAL FINANCE • BUREAU OF LOCAL GOVERNMENT SERVICES • 2135 RIMROCK RD MADISON, WI 53713

Mailing Address:
PO Box 8971 #6-97
Madison WI 53708-8971
Fax: (608) 264-6887
lgs@wisconsin.gov

September 13, 2024

BRENDA MURKLEY
TOWN OF BERLIN
PO BOX 5
BERLIN WI 54923

Notice of Shared Revenue – 2025 Original Estimate

Notice Information

The Wisconsin Department of Revenue (DOR) is providing the **estimated** shared revenue amounts your local government will receive in 2025 under current state law for county and municipal aid, supplemental county and municipal aid, utility aid and the expenditure restraint incentive program. This does not include adjustments, shown on the July and November payment notices.

District	TOWN OF BERLIN	County	GREEN LAKE	Co-muni code	24-002
-----------------	----------------	---------------	------------	---------------------	--------

Estimate Information

For an explanation of each aid payment listed below, review the additional information in this notice.

2025 Original Estimate	
1. County and municipal aid	\$14,325.45
2. Utility aid	\$169.44
3. Supplemental county and municipal aid	\$49,287.47
4. Expenditure restraint incentive program	\$0.00
5. Total Estimated 2025 Payments (sum of Lines 1-4)	\$63,782.36

Payment Information

Your local government will receive two distributions in 2025 :

- July 28, 2025: 15% of Line 1, 2, and 3 and 100% of Line 4 (*shown above*)
- November 17, 2025: balance of your 2025 aid payments

County and Municipal Aid

Under state law, the county and municipal aid paid to each county and municipality must be equal to the amount determined in 2012 (sec. 79.036, Wis. Stats.) and adjusted for fallen protective services insurance reimbursement (sec. 79.036(4), Wis. Stats.).

County and Municipal Aid Calculation	
1. Prior year county and municipal aid	\$14,004.38
2. Increase due to sales tax revenue, including adjustments (<i>district changes</i>)	\$322.10
3. Fallen protective services insurance adjustment	-\$1.03
4. Fallen protective services insurance reimbursement (<i>reported to DOR</i>)	\$0.00
5. Total County and Municipal Aid (sum of Lines 1-4)	\$14,325.45

Utility Aid

- Under state law, utility aid is distributed to each county and municipality where tax-exempt utility property is located (sec. 79.04, Wis. Stats.)
- Utility companies report utility property information to DOR annually
- DOR uses the provided information to accurately calculate utility aid (*shown below*)

Utility Aid Calculation	
1. Net book value, <i>as of December 31, 2024 (including expected additions/retirements)</i>	\$56,481.00
2. Total net book value payment	\$169.44
3. Minimum payment	\$0.00
4. Megawatt capacity	0.0
5. Megawatt capacity payment	\$0.00
6. Closed/decommissioned production plant (phased down) payment	\$0.00
7. Subtotal (<i>sum of Lines 2, 3, 5 and 6</i>)	\$169.44
8. Population cap	\$461,125.00
9. Adjusted subtotal (<i>lesser of Line 7 or Line 8</i>)	\$169.44
10. Adjacent site incentive payment	\$0.00
11. Baseload incentive payment	\$0.00
12. Co-generation incentive payment	\$0.00
13. Alternative energy incentive payment	\$0.00
14. Total incentive payments (<i>sum of Lines 10 through 13</i>)	\$0.00
15. Spent nuclear fuel payment	\$0.00
16. Total Utility Aid – this is the utility aid payment listed on the front of the estimate (<i>sum of Lines 9, 14 and 15</i>)	\$169.44

Supplemental County and Municipal Aid

- Under state law, supplemental county and municipal aid paid to each county and municipality is determined by 2023 Wisconsin Act 12 (sec. 79.037, Wis. Stats.)
- For detailed information, review [county and municipal aid spreadsheet](#)

Supplemental County and Municipal Aid Calculation	
1. Prior year supplemental county and municipal aid	\$48,179.35
2. Increase due to sales tax revenue including adjustments (<i>district changes</i>)	\$1,108.12
3. Total Supplemental County and Municipal Aid (<i>sum of Lines 1 and 2</i>)	\$49,287.47

Expenditure Restraint Incentive Program

- Only municipalities are eligible to receive Expenditure Restraint Incentive Program (ERIP) payments
- Under state law, in 2025, each municipality will receive a payment that is equal to the amount of the payment received by the municipality in 2024 (sec. 79.05(4), Wis. Stats., from 2023 WI Act 12 – notwithstanding subs. (2) and (3))

Contact Information

If you have questions, contact us at lgs@wisconsin.gov, (608) 266-8618 or (608) 261-5167.



State of Wisconsin • DEPARTMENT OF REVENUE

DIVISION OF STATE AND LOCAL FINANCE • BUREAU OF LOCAL GOVERNMENT SERVICES • 2135 RIMROCK RD MADISON, WI 53713

Mailing Address:
PO Box 8971 #6-97
Madison WI 53708-8971
Fax: (608) 264-6887
lgs@wisconsin.gov

September 13, 2024

AMY WESENBERG
TOWN OF BROOKLYN
N5988 COUNTY ROAD A
GREEN LAKE WI 54941-8624

Notice of Shared Revenue – 2025 Original Estimate

Notice Information

The Wisconsin Department of Revenue (DOR) is providing the **estimated** shared revenue amounts your local government will receive in 2025 under current state law for county and municipal aid, supplemental county and municipal aid, utility aid and the expenditure restraint incentive program. This does not include adjustments, shown on the July and November payment notices.

District	TOWN OF BROOKLYN	County	GREEN LAKE	Co-muni code	24-004
-----------------	------------------	---------------	------------	---------------------	--------

Estimate Information

For an explanation of each aid payment listed below, review the additional information in this notice.

2025 Original Estimate	
1. County and municipal aid	\$26,405.64
2. Utility aid	\$8,919.34
3. Supplemental county and municipal aid	\$61,803.36
4. Expenditure restraint incentive program	\$0.00
5. Total Estimated 2025 Payments (sum of Lines 1-4)	\$97,128.34

Payment Information

Your local government will receive two distributions in 2025 :

- July 28, 2025: 15% of Line 1, 2, and 3 and 100% of Line 4 (*shown above*)
- November 17, 2025: balance of your 2025 aid payments

County and Municipal Aid

Under state law, the county and municipal aid paid to each county and municipality must be equal to the amount determined in 2012 (sec. 79.036, Wis. Stats.) and adjusted for fallen protective services insurance reimbursement (sec. 79.036(4), Wis. Stats.).

County and Municipal Aid Calculation	
1. Prior year county and municipal aid	\$25,813.83
2. Increase due to sales tax revenue, including adjustments (<i>district changes</i>)	\$593.72
3. Fallen protective services insurance adjustment	-\$1.91
4. Fallen protective services insurance reimbursement (<i>reported to DOR</i>)	\$0.00
5. Total County and Municipal Aid (sum of Lines 1-4)	\$26,405.64

Utility Aid

- Under state law, utility aid is distributed to each county and municipality where tax-exempt utility property is located (sec. 79.04, Wis. Stats.)
- Utility companies report utility property information to DOR annually
- DOR uses the provided information to accurately calculate utility aid (*shown below*)

Utility Aid Calculation	
1. Net book value, <i>as of December 31, 2024 (including expected additions/retirements)</i>	\$2,973,113.00
2. Total net book value payment	\$8,919.34
3. Minimum payment	\$0.00
4. Megawatt capacity	0.0
5. Megawatt capacity payment	\$0.00
6. Closed/decommissioned production plant (phased down) payment	\$0.00
7. Subtotal (<i>sum of Lines 2, 3, 5 and 6</i>)	\$8,919.34
8. Population cap	\$770,525.00
9. Adjusted subtotal (<i>lesser of Line 7 or Line 8</i>)	\$8,919.34
10. Adjacent site incentive payment	\$0.00
11. Baseload incentive payment	\$0.00
12. Co-generation incentive payment	\$0.00
13. Alternative energy incentive payment	\$0.00
14. Total incentive payments (<i>sum of Lines 10 through 13</i>)	\$0.00
15. Spent nuclear fuel payment	\$0.00
16. Total Utility Aid – this is the utility aid payment listed on the front of the estimate (<i>sum of Lines 9, 14 and 15</i>)	\$8,919.34

Supplemental County and Municipal Aid

- Under state law, supplemental county and municipal aid paid to each county and municipality is determined by 2023 Wisconsin Act 12 (sec. 79.037, Wis. Stats.)
- For detailed information, review [county and municipal aid spreadsheet](#)

Supplemental County and Municipal Aid Calculation	
1. Prior year supplemental county and municipal aid	\$60,413.84
2. Increase due to sales tax revenue including adjustments (<i>district changes</i>)	\$1,389.52
3. Total Supplemental County and Municipal Aid (<i>sum of Lines 1 and 2</i>)	\$61,803.36

Expenditure Restraint Incentive Program

- Only municipalities are eligible to receive Expenditure Restraint Incentive Program (ERIP) payments
- Under state law, in 2025, each municipality will receive a payment that is equal to the amount of the payment received by the municipality in 2024 (sec. 79.05(4), Wis. Stats., from 2023 WI Act 12 – notwithstanding subs. (2) and (3))

Contact Information

If you have questions, contact us at lgs@wisconsin.gov, (608) 266-8618 or (608) 261-5167.



State of Wisconsin • DEPARTMENT OF REVENUE

DIVISION OF STATE AND LOCAL FINANCE • BUREAU OF LOCAL GOVERNMENT SERVICES • 2135 RIMROCK RD MADISON, WI 53713

Mailing Address:
PO Box 8971 #6-97
Madison WI 53708-8971
Fax: (608) 264-6887
lgs@wisconsin.gov

September 13, 2024

KATIE MEHN
TOWN OF GREEN LAKE
N4454 HORNER ROAD
RIPON WI 54971

Notice of Shared Revenue – 2025 Original Estimate

Notice Information

The Wisconsin Department of Revenue (DOR) is providing the **estimated** shared revenue amounts your local government will receive in 2025 under current state law for county and municipal aid, supplemental county and municipal aid, utility aid and the expenditure restraint incentive program. This does not include adjustments, shown on the July and November payment notices.

District	TOWN OF GREEN LAKE	County	GREEN LAKE	Co-muni code	24-006
-----------------	--------------------	---------------	------------	---------------------	--------

Estimate Information

For an explanation of each aid payment listed below, review the additional information in this notice.

2025 Original Estimate	
1. County and municipal aid	\$18,191.93
2. Utility aid	\$16,588.97
3. Supplemental county and municipal aid	\$50,987.83
4. Expenditure restraint incentive program	\$0.00
5. Total Estimated 2025 Payments (sum of Lines 1-4)	\$85,768.73

Payment Information

Your local government will receive two distributions in 2025 :

- July 28, 2025: 15% of Line 1, 2, and 3 and 100% of Line 4 (*shown above*)
- November 17, 2025: balance of your 2025 aid payments

County and Municipal Aid

Under state law, the county and municipal aid paid to each county and municipality must be equal to the amount determined in 2012 (sec. 79.036, Wis. Stats.) and adjusted for fallen protective services insurance reimbursement (sec. 79.036(4), Wis. Stats.).

County and Municipal Aid Calculation	
1. Prior year county and municipal aid	\$17,784.20
2. Increase due to sales tax revenue, including adjustments (<i>district changes</i>)	\$409.04
3. Fallen protective services insurance adjustment	-\$1.31
4. Fallen protective services insurance reimbursement (<i>reported to DOR</i>)	\$0.00
5. Total County and Municipal Aid (sum of Lines 1-4)	\$18,191.93

Utility Aid

- Under state law, utility aid is distributed to each county and municipality where tax-exempt utility property is located (sec. 79.04, Wis. Stats.)
- Utility companies report utility property information to DOR annually
- DOR uses the provided information to accurately calculate utility aid (*shown below*)

Utility Aid Calculation	
1. Net book value, <i>as of December 31, 2024 (including expected additions/retirements)</i>	\$5,529,658.00
2. Total net book value payment	\$16,588.97
3. Minimum payment	\$0.00
4. Megawatt capacity	0.0
5. Megawatt capacity payment	\$0.00
6. Closed/decommissioned production plant (phased down) payment	\$0.00
7. Subtotal (<i>sum of Lines 2, 3, 5 and 6</i>)	\$16,588.97
8. Population cap	\$505,325.00
9. Adjusted subtotal (<i>lesser of Line 7 or Line 8</i>)	\$16,588.97
10. Adjacent site incentive payment	\$0.00
11. Baseload incentive payment	\$0.00
12. Co-generation incentive payment	\$0.00
13. Alternative energy incentive payment	\$0.00
14. Total incentive payments (<i>sum of Lines 10 through 13</i>)	\$0.00
15. Spent nuclear fuel payment	\$0.00
16. Total Utility Aid – this is the utility aid payment listed on the front of the estimate (<i>sum of Lines 9, 14 and 15</i>)	\$16,588.97

Supplemental County and Municipal Aid

- Under state law, supplemental county and municipal aid paid to each county and municipality is determined by 2023 Wisconsin Act 12 (sec. 79.037, Wis. Stats.)
- For detailed information, review [county and municipal aid spreadsheet](#)

Supplemental County and Municipal Aid Calculation	
1. Prior year supplemental county and municipal aid	\$49,841.48
2. Increase due to sales tax revenue including adjustments (<i>district changes</i>)	\$1,146.35
3. Total Supplemental County and Municipal Aid (<i>sum of Lines 1 and 2</i>)	\$50,987.83

Expenditure Restraint Incentive Program

- Only municipalities are eligible to receive Expenditure Restraint Incentive Program (ERIP) payments
- Under state law, in 2025, each municipality will receive a payment that is equal to the amount of the payment received by the municipality in 2024 (sec. 79.05(4), Wis. Stats., from 2023 WI Act 12 – notwithstanding subs. (2) and (3))

Contact Information

If you have questions, contact us at lgs@wisconsin.gov, (608) 266-8618 or (608) 261-5167.



State of Wisconsin • DEPARTMENT OF REVENUE

DIVISION OF STATE AND LOCAL FINANCE • BUREAU OF LOCAL GOVERNMENT SERVICES • 2135 RIMROCK RD MADISON, WI 53713

Mailing Address:
PO Box 8971 #6-97
Madison WI 53708-8971
Fax: (608) 264-6887
lgs@wisconsin.gov

September 13, 2024

TRACI CAMPNELL
TOWN OF KINGSTON
W6368 E PINE ST
DALTON WI 53926

Notice of Shared Revenue – 2025 Original Estimate

Notice Information

The Wisconsin Department of Revenue (DOR) is providing the **estimated** shared revenue amounts your local government will receive in 2025 under current state law for county and municipal aid, supplemental county and municipal aid, utility aid and the expenditure restraint incentive program. This does not include adjustments, shown on the July and November payment notices.

District	TOWN OF KINGSTON	County	GREEN LAKE	Co-muni code	24-008
-----------------	------------------	---------------	------------	---------------------	--------

Estimate Information

For an explanation of each aid payment listed below, review the additional information in this notice.

2025 Original Estimate	
1. County and municipal aid	\$41,401.25
2. Utility aid	\$277.67
3. Supplemental county and municipal aid	\$49,476.41
4. Expenditure restraint incentive program	\$0.00
5. Total Estimated 2025 Payments (sum of Lines 1-4)	\$91,155.33

Payment Information

Your local government will receive two distributions in 2025 :

- July 28, 2025: 15% of Line 1, 2, and 3 and 100% of Line 4 (*shown above*)
- November 17, 2025: balance of your 2025 aid payments

County and Municipal Aid

Under state law, the county and municipal aid paid to each county and municipality must be equal to the amount determined in 2012 (sec. 79.036, Wis. Stats.) and adjusted for fallen protective services insurance reimbursement (sec. 79.036(4), Wis. Stats.).

County and Municipal Aid Calculation	
1. Prior year county and municipal aid	\$40,473.35
2. Increase due to sales tax revenue, including adjustments (<i>district changes</i>)	\$930.89
3. Fallen protective services insurance adjustment	-\$2.99
4. Fallen protective services insurance reimbursement (<i>reported to DOR</i>)	\$0.00
5. Total County and Municipal Aid (sum of Lines 1-4)	\$41,401.25

Utility Aid

- Under state law, utility aid is distributed to each county and municipality where tax-exempt utility property is located (sec. 79.04, Wis. Stats.)
- Utility companies report utility property information to DOR annually
- DOR uses the provided information to accurately calculate utility aid (*shown below*)

Utility Aid Calculation	
1. Net book value, <i>as of December 31, 2024 (including expected additions/retirements)</i>	\$92,555.00
2. Total net book value payment	\$277.67
3. Minimum payment	\$0.00
4. Megawatt capacity	0.0
5. Megawatt capacity payment	\$0.00
6. Closed/decommissioned production plant (phased down) payment	\$0.00
7. Subtotal (<i>sum of Lines 2, 3, 5 and 6</i>)	\$277.67
8. Population cap	\$462,400.00
9. Adjusted subtotal (<i>lesser of Line 7 or Line 8</i>)	\$277.67
10. Adjacent site incentive payment	\$0.00
11. Baseload incentive payment	\$0.00
12. Co-generation incentive payment	\$0.00
13. Alternative energy incentive payment	\$0.00
14. Total incentive payments (<i>sum of Lines 10 through 13</i>)	\$0.00
15. Spent nuclear fuel payment	\$0.00
16. Total Utility Aid – this is the utility aid payment listed on the front of the estimate (<i>sum of Lines 9, 14 and 15</i>)	\$277.67

Supplemental County and Municipal Aid

- Under state law, supplemental county and municipal aid paid to each county and municipality is determined by 2023 Wisconsin Act 12 (sec. 79.037, Wis. Stats.)
- For detailed information, review [county and municipal aid spreadsheet](#)

Supplemental County and Municipal Aid Calculation	
1. Prior year supplemental county and municipal aid	\$48,364.04
2. Increase due to sales tax revenue including adjustments (<i>district changes</i>)	\$1,112.37
3. Total Supplemental County and Municipal Aid (<i>sum of Lines 1 and 2</i>)	\$49,476.41

Expenditure Restraint Incentive Program

- Only municipalities are eligible to receive Expenditure Restraint Incentive Program (ERIP) payments
- Under state law, in 2025, each municipality will receive a payment that is equal to the amount of the payment received by the municipality in 2024 (sec. 79.05(4), Wis. Stats., from 2023 WI Act 12 – notwithstanding subs. (2) and (3))

Contact Information

If you have questions, contact us at lgs@wisconsin.gov, (608) 266-8618 or (608) 261-5167.



State of Wisconsin • DEPARTMENT OF REVENUE

DIVISION OF STATE AND LOCAL FINANCE • BUREAU OF LOCAL GOVERNMENT SERVICES • 2135 RIMROCK RD MADISON, WI 53713

Mailing Address:
PO Box 8971 #6-97
Madison WI 53708-8971
Fax: (608) 264-6887
lgs@wisconsin.gov

September 13, 2024

KATIE MEHN
TOWN OF MACKFORD
N8851 COUNTY ROAD V
BERLIN WI 54923

Notice of Shared Revenue – 2025 Original Estimate

Notice Information

The Wisconsin Department of Revenue (DOR) is providing the **estimated** shared revenue amounts your local government will receive in 2025 under current state law for county and municipal aid, supplemental county and municipal aid, utility aid and the expenditure restraint incentive program. This does not include adjustments, shown on the July and November payment notices.

District	TOWN OF MACKFORD	County	GREEN LAKE	Co-muni code	24-010
-----------------	------------------	---------------	------------	---------------------	--------

Estimate Information

For an explanation of each aid payment listed below, review the additional information in this notice.

2025 Original Estimate	
1. County and municipal aid	\$17,448.89
2. Utility aid	\$520.50
3. Supplemental county and municipal aid	\$39,166.83
4. Expenditure restraint incentive program	\$0.00
5. Total Estimated 2025 Payments (sum of Lines 1-4)	\$57,136.22

Payment Information

Your local government will receive two distributions in 2025 :

- July 28, 2025: 15% of Line 1, 2, and 3 and 100% of Line 4 (*shown above*)
- November 17, 2025: balance of your 2025 aid payments

County and Municipal Aid

Under state law, the county and municipal aid paid to each county and municipality must be equal to the amount determined in 2012 (sec. 79.036, Wis. Stats.) and adjusted for fallen protective services insurance reimbursement (sec. 79.036(4), Wis. Stats.).

County and Municipal Aid Calculation	
1. Prior year county and municipal aid	\$17,057.82
2. Increase due to sales tax revenue, including adjustments (<i>district changes</i>)	\$392.33
3. Fallen protective services insurance adjustment	-\$1.26
4. Fallen protective services insurance reimbursement (<i>reported to DOR</i>)	\$0.00
5. Total County and Municipal Aid (sum of Lines 1-4)	\$17,448.89

Utility Aid

- Under state law, utility aid is distributed to each county and municipality where tax-exempt utility property is located (sec. 79.04, Wis. Stats.)
- Utility companies report utility property information to DOR annually
- DOR uses the provided information to accurately calculate utility aid (*shown below*)

Utility Aid Calculation	
1. Net book value, <i>as of December 31, 2024 (including expected additions/retirements)</i>	\$173,500.00
2. Total net book value payment	\$520.50
3. Minimum payment	\$0.00
4. Megawatt capacity	0.0
5. Megawatt capacity payment	\$0.00
6. Closed/decommissioned production plant (phased down) payment	\$0.00
7. Subtotal (<i>sum of Lines 2, 3, 5 and 6</i>)	\$520.50
8. Population cap	\$207,400.00
9. Adjusted subtotal (<i>lesser of Line 7 or Line 8</i>)	\$520.50
10. Adjacent site incentive payment	\$0.00
11. Baseload incentive payment	\$0.00
12. Co-generation incentive payment	\$0.00
13. Alternative energy incentive payment	\$0.00
14. Total incentive payments (<i>sum of Lines 10 through 13</i>)	\$0.00
15. Spent nuclear fuel payment	\$0.00
16. Total Utility Aid – this is the utility aid payment listed on the front of the estimate (<i>sum of Lines 9, 14 and 15</i>)	\$520.50

Supplemental County and Municipal Aid

- Under state law, supplemental county and municipal aid paid to each county and municipality is determined by 2023 Wisconsin Act 12 (sec. 79.037, Wis. Stats.)
- For detailed information, review [county and municipal aid spreadsheet](#)

Supplemental County and Municipal Aid Calculation	
1. Prior year supplemental county and municipal aid	\$38,286.25
2. Increase due to sales tax revenue including adjustments (<i>district changes</i>)	\$880.58
3. Total Supplemental County and Municipal Aid (<i>sum of Lines 1 and 2</i>)	\$39,166.83

Expenditure Restraint Incentive Program

- Only municipalities are eligible to receive Expenditure Restraint Incentive Program (ERIP) payments
- Under state law, in 2025, each municipality will receive a payment that is equal to the amount of the payment received by the municipality in 2024 (sec. 79.05(4), Wis. Stats., from 2023 WI Act 12 – notwithstanding subs. (2) and (3))

Contact Information

If you have questions, contact us at lgs@wisconsin.gov, (608) 266-8618 or (608) 261-5167.



State of Wisconsin • DEPARTMENT OF REVENUE

DIVISION OF STATE AND LOCAL FINANCE • BUREAU OF LOCAL GOVERNMENT SERVICES • 2135 RIMROCK RD MADISON, WI 53713

Mailing Address:
PO Box 8971 #6-97
Madison WI 53708-8971
Fax: (608) 264-6887
lgs@wisconsin.gov

September 13, 2024

VICKY SIEVERT
TOWN OF MANCHESTER
N2402 MARQUETTE RD
MARKESAN WI 53946

Notice of Shared Revenue – 2025 Original Estimate

Notice Information

The Wisconsin Department of Revenue (DOR) is providing the **estimated** shared revenue amounts your local government will receive in 2025 under current state law for county and municipal aid, supplemental county and municipal aid, utility aid and the expenditure restraint incentive program. This does not include adjustments, shown on the July and November payment notices.

District	TOWN OF MANCHESTER	County	GREEN LAKE	Co-muni code	24-012
-----------------	--------------------	---------------	------------	---------------------	--------

Estimate Information

For an explanation of each aid payment listed below, review the additional information in this notice.

2025 Original Estimate	
1. County and municipal aid	\$34,330.28
2. Utility aid	\$0.00
3. Supplemental county and municipal aid	\$49,064.18
4. Expenditure restraint incentive program	\$0.00
5. Total Estimated 2025 Payments (sum of Lines 1-4)	\$83,394.46

Payment Information

Your local government will receive two distributions in 2025 :

- July 28, 2025: 15% of Line 1, 2, and 3 and 100% of Line 4 (*shown above*)
- November 17, 2025: balance of your 2025 aid payments

County and Municipal Aid

Under state law, the county and municipal aid paid to each county and municipality must be equal to the amount determined in 2012 (sec. 79.036, Wis. Stats.) and adjusted for fallen protective services insurance reimbursement (sec. 79.036(4), Wis. Stats.).

County and Municipal Aid Calculation	
1. Prior year county and municipal aid	\$33,560.86
2. Increase due to sales tax revenue, including adjustments (<i>district changes</i>)	\$771.90
3. Fallen protective services insurance adjustment	-\$2.48
4. Fallen protective services insurance reimbursement (<i>reported to DOR</i>)	\$0.00
5. Total County and Municipal Aid (sum of Lines 1-4)	\$34,330.28

Utility Aid

- Under state law, utility aid is distributed to each county and municipality where tax-exempt utility property is located (sec. 79.04, Wis. Stats.)
- Utility companies report utility property information to DOR annually
- DOR uses the provided information to accurately calculate utility aid (*shown below*)

Utility Aid Calculation	
1. Net book value, <i>as of December 31, 2024 (including expected additions/retirements)</i>	\$0.00
2. Total net book value payment	\$0.00
3. Minimum payment	\$0.00
4. Megawatt capacity	0.0
5. Megawatt capacity payment	\$0.00
6. Closed/decommissioned production plant (phased down) payment	\$0.00
7. Subtotal (<i>sum of Lines 2, 3, 5 and 6</i>)	\$0.00
8. Population cap	\$458,575.00
9. Adjusted subtotal (<i>lesser of Line 7 or Line 8</i>)	\$0.00
10. Adjacent site incentive payment	\$0.00
11. Baseload incentive payment	\$0.00
12. Co-generation incentive payment	\$0.00
13. Alternative energy incentive payment	\$0.00
14. Total incentive payments (<i>sum of Lines 10 through 13</i>)	\$0.00
15. Spent nuclear fuel payment	\$0.00
16. Total Utility Aid – this is the utility aid payment listed on the front of the estimate (<i>sum of Lines 9, 14 and 15</i>)	\$0.00

Supplemental County and Municipal Aid

- Under state law, supplemental county and municipal aid paid to each county and municipality is determined by 2023 Wisconsin Act 12 (sec. 79.037, Wis. Stats.)
- For detailed information, review [county and municipal aid spreadsheet](#)

Supplemental County and Municipal Aid Calculation	
1. Prior year supplemental county and municipal aid	\$47,961.08
2. Increase due to sales tax revenue including adjustments (<i>district changes</i>)	\$1,103.10
3. Total Supplemental County and Municipal Aid (<i>sum of Lines 1 and 2</i>)	\$49,064.18

Expenditure Restraint Incentive Program

- Only municipalities are eligible to receive Expenditure Restraint Incentive Program (ERIP) payments
- Under state law, in 2025, each municipality will receive a payment that is equal to the amount of the payment received by the municipality in 2024 (sec. 79.05(4), Wis. Stats., from 2023 WI Act 12 – notwithstanding subs. (2) and (3))

Contact Information

If you have questions, contact us at lgs@wisconsin.gov, (608) 266-8618 or (608) 261-5167.



State of Wisconsin • DEPARTMENT OF REVENUE

DIVISION OF STATE AND LOCAL FINANCE • BUREAU OF LOCAL GOVERNMENT SERVICES • 2135 RIMROCK RD MADISON, WI 53713

Mailing Address:
PO Box 8971 #6-97
Madison WI 53708-8971
Fax: (608) 264-6887
lgs@wisconsin.gov

September 13, 2024

BRITTNEY FREDERICK
TOWN OF MARQUETTE
W3478 COUNTY RD B
MARKESAN WI 53946

Notice of Shared Revenue – 2025 Original Estimate

Notice Information

The Wisconsin Department of Revenue (DOR) is providing the **estimated** shared revenue amounts your local government will receive in 2025 under current state law for county and municipal aid, supplemental county and municipal aid, utility aid and the expenditure restraint incentive program. This does not include adjustments, shown on the July and November payment notices.

District	TOWN OF MARQUETTE	County	GREEN LAKE	Co-muni code	24-014
-----------------	-------------------	---------------	------------	---------------------	--------

Estimate Information

For an explanation of each aid payment listed below, review the additional information in this notice.

2025 Original Estimate	
1. County and municipal aid	\$6,037.59
2. Utility aid	\$0.00
3. Supplemental county and municipal aid	\$39,802.81
4. Expenditure restraint incentive program	\$0.00
5. Total Estimated 2025 Payments (sum of Lines 1-4)	\$45,840.40

Payment Information

Your local government will receive two distributions in 2025 :

- July 28, 2025: 15% of Line 1, 2, and 3 and 100% of Line 4 (*shown above*)
- November 17, 2025: balance of your 2025 aid payments

County and Municipal Aid

Under state law, the county and municipal aid paid to each county and municipality must be equal to the amount determined in 2012 (sec. 79.036, Wis. Stats.) and adjusted for fallen protective services insurance reimbursement (sec. 79.036(4), Wis. Stats.).

County and Municipal Aid Calculation	
1. Prior year county and municipal aid	\$5,902.28
2. Increase due to sales tax revenue, including adjustments (<i>district changes</i>)	\$135.75
3. Fallen protective services insurance adjustment	-\$0.44
4. Fallen protective services insurance reimbursement (<i>reported to DOR</i>)	\$0.00
5. Total County and Municipal Aid (sum of Lines 1-4)	\$6,037.59

Utility Aid

- Under state law, utility aid is distributed to each county and municipality where tax-exempt utility property is located (sec. 79.04, Wis. Stats.)
- Utility companies report utility property information to DOR annually
- DOR uses the provided information to accurately calculate utility aid (*shown below*)

Utility Aid Calculation	
1. Net book value, <i>as of December 31, 2024 (including expected additions/retirements)</i>	\$0.00
2. Total net book value payment	\$0.00
3. Minimum payment	\$0.00
4. Megawatt capacity	0.0
5. Megawatt capacity payment	\$0.00
6. Closed/decommissioned production plant (phased down) payment	\$0.00
7. Subtotal (<i>sum of Lines 2, 3, 5 and 6</i>)	\$0.00
8. Population cap	\$225,250.00
9. Adjusted subtotal (<i>lesser of Line 7 or Line 8</i>)	\$0.00
10. Adjacent site incentive payment	\$0.00
11. Baseload incentive payment	\$0.00
12. Co-generation incentive payment	\$0.00
13. Alternative energy incentive payment	\$0.00
14. Total incentive payments (<i>sum of Lines 10 through 13</i>)	\$0.00
15. Spent nuclear fuel payment	\$0.00
16. Total Utility Aid – this is the utility aid payment listed on the front of the estimate (<i>sum of Lines 9, 14 and 15</i>)	\$0.00

Supplemental County and Municipal Aid

- Under state law, supplemental county and municipal aid paid to each county and municipality is determined by 2023 Wisconsin Act 12 (sec. 79.037, Wis. Stats.)
- For detailed information, review [county and municipal aid spreadsheet](#)

Supplemental County and Municipal Aid Calculation	
1. Prior year supplemental county and municipal aid	\$38,907.93
2. Increase due to sales tax revenue including adjustments (<i>district changes</i>)	\$894.88
3. Total Supplemental County and Municipal Aid (<i>sum of Lines 1 and 2</i>)	\$39,802.81

Expenditure Restraint Incentive Program

- Only municipalities are eligible to receive Expenditure Restraint Incentive Program (ERIP) payments
- Under state law, in 2025, each municipality will receive a payment that is equal to the amount of the payment received by the municipality in 2024 (sec. 79.05(4), Wis. Stats., from 2023 WI Act 12 – notwithstanding subs. (2) and (3))

Contact Information

If you have questions, contact us at lgs@wisconsin.gov, (608) 266-8618 or (608) 261-5167.



State of Wisconsin • DEPARTMENT OF REVENUE

DIVISION OF STATE AND LOCAL FINANCE • BUREAU OF LOCAL GOVERNMENT SERVICES • 2135 RIMROCK RD MADISON, WI 53713

Mailing Address:
PO Box 8971 #6-97
Madison WI 53708-8971
Fax: (608) 264-6887
lgs@wisconsin.gov

September 13, 2024

JILL BARTOL
TOWN OF PRINCETON
W5201 OXBOW TRAIL
PRINCETON WI 54968-8383

Notice of Shared Revenue – 2025 Original Estimate

Notice Information

The Wisconsin Department of Revenue (DOR) is providing the **estimated** shared revenue amounts your local government will receive in 2025 under current state law for county and municipal aid, supplemental county and municipal aid, utility aid and the expenditure restraint incentive program. This does not include adjustments, shown on the July and November payment notices.

District	TOWN OF PRINCETON	County	GREEN LAKE	Co-muni code	24-016
-----------------	-------------------	---------------	------------	---------------------	--------

Estimate Information

For an explanation of each aid payment listed below, review the additional information in this notice.

2025 Original Estimate	
1. County and municipal aid	\$19,182.02
2. Utility aid	\$3,550.73
3. Supplemental county and municipal aid	\$56,980.34
4. Expenditure restraint incentive program	\$0.00
5. Total Estimated 2025 Payments (sum of Lines 1-4)	\$79,713.09

Payment Information

Your local government will receive two distributions in 2025 :

- July 28, 2025: 15% of Line 1, 2, and 3 and 100% of Line 4 (*shown above*)
- November 17, 2025: balance of your 2025 aid payments

County and Municipal Aid

Under state law, the county and municipal aid paid to each county and municipality must be equal to the amount determined in 2012 (sec. 79.036, Wis. Stats.) and adjusted for fallen protective services insurance reimbursement (sec. 79.036(4), Wis. Stats.).

County and Municipal Aid Calculation	
1. Prior year county and municipal aid	\$18,752.11
2. Increase due to sales tax revenue, including adjustments (<i>district changes</i>)	\$431.30
3. Fallen protective services insurance adjustment	-\$1.39
4. Fallen protective services insurance reimbursement (<i>reported to DOR</i>)	\$0.00
5. Total County and Municipal Aid (sum of Lines 1-4)	\$19,182.02

Utility Aid

- Under state law, utility aid is distributed to each county and municipality where tax-exempt utility property is located (sec. 79.04, Wis. Stats.)
- Utility companies report utility property information to DOR annually
- DOR uses the provided information to accurately calculate utility aid (*shown below*)

Utility Aid Calculation	
1. Net book value, <i>as of December 31, 2024 (including expected additions/retirements)</i>	\$1,183,578.00
2. Total net book value payment	\$3,550.73
3. Minimum payment	\$0.00
4. Megawatt capacity	0.0
5. Megawatt capacity payment	\$0.00
6. Closed/decommissioned production plant (phased down) payment	\$0.00
7. Subtotal (<i>sum of Lines 2, 3, 5 and 6</i>)	\$3,550.73
8. Population cap	\$640,050.00
9. Adjusted subtotal (<i>lesser of Line 7 or Line 8</i>)	\$3,550.73
10. Adjacent site incentive payment	\$0.00
11. Baseload incentive payment	\$0.00
12. Co-generation incentive payment	\$0.00
13. Alternative energy incentive payment	\$0.00
14. Total incentive payments (<i>sum of Lines 10 through 13</i>)	\$0.00
15. Spent nuclear fuel payment	\$0.00
16. Total Utility Aid – this is the utility aid payment listed on the front of the estimate (<i>sum of Lines 9, 14 and 15</i>)	\$3,550.73

Supplemental County and Municipal Aid

- Under state law, supplemental county and municipal aid paid to each county and municipality is determined by 2023 Wisconsin Act 12 (sec. 79.037, Wis. Stats.)
- For detailed information, review [county and municipal aid spreadsheet](#)

Supplemental County and Municipal Aid Calculation	
1. Prior year supplemental county and municipal aid	\$55,699.26
2. Increase due to sales tax revenue including adjustments (<i>district changes</i>)	\$1,281.08
3. Total Supplemental County and Municipal Aid (<i>sum of Lines 1 and 2</i>)	\$56,980.34

Expenditure Restraint Incentive Program

- Only municipalities are eligible to receive Expenditure Restraint Incentive Program (ERIP) payments
- Under state law, in 2025, each municipality will receive a payment that is equal to the amount of the payment received by the municipality in 2024 (sec. 79.05(4), Wis. Stats., from 2023 WI Act 12 – notwithstanding subs. (2) and (3))

Contact Information

If you have questions, contact us at lgs@wisconsin.gov, (608) 266-8618 or (608) 261-5167.



State of Wisconsin • DEPARTMENT OF REVENUE

DIVISION OF STATE AND LOCAL FINANCE • BUREAU OF LOCAL GOVERNMENT SERVICES • 2135 RIMROCK RD MADISON, WI 53713

Mailing Address:
PO Box 8971 #6-97
Madison WI 53708-8971
Fax: (608) 264-6887
lgs@wisconsin.gov

September 13, 2024

JOAN BECK
TOWN OF SAINT MARIE
W3394 COUNTY RD CC
PRINCETON WI 54968-8820

Notice of Shared Revenue – 2025 Original Estimate

Notice Information

The Wisconsin Department of Revenue (DOR) is providing the **estimated** shared revenue amounts your local government will receive in 2025 under current state law for county and municipal aid, supplemental county and municipal aid, utility aid and the expenditure restraint incentive program. This does not include adjustments, shown on the July and November payment notices.

District	TOWN OF SAINT MARIE	County	GREEN LAKE	Co-muni code	24-018
-----------------	---------------------	---------------	------------	---------------------	--------

Estimate Information

For an explanation of each aid payment listed below, review the additional information in this notice.

2025 Original Estimate	
1. County and municipal aid	\$13,273.76
2. Utility aid	\$0.00
3. Supplemental county and municipal aid	\$36,828.92
4. Expenditure restraint incentive program	\$0.00
5. Total Estimated 2025 Payments (sum of Lines 1-4)	\$50,102.68

Payment Information

Your local government will receive two distributions in 2025 :

- July 28, 2025: 15% of Line 1, 2, and 3 and 100% of Line 4 (*shown above*)
- November 17, 2025: balance of your 2025 aid payments

County and Municipal Aid

Under state law, the county and municipal aid paid to each county and municipality must be equal to the amount determined in 2012 (sec. 79.036, Wis. Stats.) and adjusted for fallen protective services insurance reimbursement (sec. 79.036(4), Wis. Stats.).

County and Municipal Aid Calculation	
1. Prior year county and municipal aid	\$12,976.27
2. Increase due to sales tax revenue, including adjustments (<i>district changes</i>)	\$298.45
3. Fallen protective services insurance adjustment	-\$0.96
4. Fallen protective services insurance reimbursement (<i>reported to DOR</i>)	\$0.00
5. Total County and Municipal Aid (sum of Lines 1-4)	\$13,273.76

Utility Aid

- Under state law, utility aid is distributed to each county and municipality where tax-exempt utility property is located (sec. 79.04, Wis. Stats.)
- Utility companies report utility property information to DOR annually
- DOR uses the provided information to accurately calculate utility aid (*shown below*)

Utility Aid Calculation	
1. Net book value, <i>as of December 31, 2024 (including expected additions/retirements)</i>	\$0.00
2. Total net book value payment	\$0.00
3. Minimum payment	\$0.00
4. Megawatt capacity	0.0
5. Megawatt capacity payment	\$0.00
6. Closed/decommissioned production plant (phased down) payment	\$0.00
7. Subtotal (<i>sum of Lines 2, 3, 5 and 6</i>)	\$0.00
8. Population cap	\$151,300.00
9. Adjusted subtotal (<i>lesser of Line 7 or Line 8</i>)	\$0.00
10. Adjacent site incentive payment	\$0.00
11. Baseload incentive payment	\$0.00
12. Co-generation incentive payment	\$0.00
13. Alternative energy incentive payment	\$0.00
14. Total incentive payments (<i>sum of Lines 10 through 13</i>)	\$0.00
15. Spent nuclear fuel payment	\$0.00
16. Total Utility Aid – this is the utility aid payment listed on the front of the estimate (<i>sum of Lines 9, 14 and 15</i>)	\$0.00

Supplemental County and Municipal Aid

- Under state law, supplemental county and municipal aid paid to each county and municipality is determined by 2023 Wisconsin Act 12 (sec. 79.037, Wis. Stats.)
- For detailed information, review [county and municipal aid spreadsheet](#)

Supplemental County and Municipal Aid Calculation	
1. Prior year supplemental county and municipal aid	\$36,000.90
2. Increase due to sales tax revenue including adjustments (<i>district changes</i>)	\$828.02
3. Total Supplemental County and Municipal Aid (<i>sum of Lines 1 and 2</i>)	\$36,828.92

Expenditure Restraint Incentive Program

- Only municipalities are eligible to receive Expenditure Restraint Incentive Program (ERIP) payments
- Under state law, in 2025, each municipality will receive a payment that is equal to the amount of the payment received by the municipality in 2024 (sec. 79.05(4), Wis. Stats., from 2023 WI Act 12 – notwithstanding subs. (2) and (3))

Contact Information

If you have questions, contact us at lgs@wisconsin.gov, (608) 266-8618 or (608) 261-5167.



State of Wisconsin • DEPARTMENT OF REVENUE

DIVISION OF STATE AND LOCAL FINANCE • BUREAU OF LOCAL GOVERNMENT SERVICES • 2135 RIMROCK RD MADISON, WI 53713

Mailing Address:
PO Box 8971 #6-97
Madison WI 53708-8971
Fax: (608) 264-6887
lgs@wisconsin.gov

September 13, 2024

ROSE WICK
TOWN OF SENECA
PO BOX 87
PRINCETON WI 54968

Notice of Shared Revenue – 2025 Original Estimate

Notice Information

The Wisconsin Department of Revenue (DOR) is providing the **estimated** shared revenue amounts your local government will receive in 2025 under current state law for county and municipal aid, supplemental county and municipal aid, utility aid and the expenditure restraint incentive program. This does not include adjustments, shown on the July and November payment notices.

District	TOWN OF SENECA	County	GREEN LAKE	Co-muni code	24-020
-----------------	----------------	---------------	------------	---------------------	--------

Estimate Information

For an explanation of each aid payment listed below, review the additional information in this notice.

2025 Original Estimate	
1. County and municipal aid	\$19,156.01
2. Utility aid	\$0.00
3. Supplemental county and municipal aid	\$37,310.29
4. Expenditure restraint incentive program	\$0.00
5. Total Estimated 2025 Payments (sum of Lines 1-4)	\$56,466.30

Payment Information

Your local government will receive two distributions in 2025 :

- July 28, 2025: 15% of Line 1, 2, and 3 and 100% of Line 4 (*shown above*)
- November 17, 2025: balance of your 2025 aid payments

County and Municipal Aid

Under state law, the county and municipal aid paid to each county and municipality must be equal to the amount determined in 2012 (sec. 79.036, Wis. Stats.) and adjusted for fallen protective services insurance reimbursement (sec. 79.036(4), Wis. Stats.).

County and Municipal Aid Calculation	
1. Prior year county and municipal aid	\$18,726.68
2. Increase due to sales tax revenue, including adjustments (<i>district changes</i>)	\$430.71
3. Fallen protective services insurance adjustment	-\$1.38
4. Fallen protective services insurance reimbursement (<i>reported to DOR</i>)	\$0.00
5. Total County and Municipal Aid (sum of Lines 1-4)	\$19,156.01

Utility Aid

- Under state law, utility aid is distributed to each county and municipality where tax-exempt utility property is located (sec. 79.04, Wis. Stats.)
- Utility companies report utility property information to DOR annually
- DOR uses the provided information to accurately calculate utility aid (*shown below*)

Utility Aid Calculation	
1. Net book value, <i>as of December 31, 2024 (including expected additions/retirements)</i>	\$0.00
2. Total net book value payment	\$0.00
3. Minimum payment	\$0.00
4. Megawatt capacity	0.0
5. Megawatt capacity payment	\$0.00
6. Closed/decommissioned production plant (phased down) payment	\$0.00
7. Subtotal (<i>sum of Lines 2, 3, 5 and 6</i>)	\$0.00
8. Population cap	\$163,200.00
9. Adjusted subtotal (<i>lesser of Line 7 or Line 8</i>)	\$0.00
10. Adjacent site incentive payment	\$0.00
11. Baseload incentive payment	\$0.00
12. Co-generation incentive payment	\$0.00
13. Alternative energy incentive payment	\$0.00
14. Total incentive payments (<i>sum of Lines 10 through 13</i>)	\$0.00
15. Spent nuclear fuel payment	\$0.00
16. Total Utility Aid – this is the utility aid payment listed on the front of the estimate (<i>sum of Lines 9, 14 and 15</i>)	\$0.00

Supplemental County and Municipal Aid

- Under state law, supplemental county and municipal aid paid to each county and municipality is determined by 2023 Wisconsin Act 12 (sec. 79.037, Wis. Stats.)
- For detailed information, review [county and municipal aid spreadsheet](#)

Supplemental County and Municipal Aid Calculation	
1. Prior year supplemental county and municipal aid	\$36,471.45
2. Increase due to sales tax revenue including adjustments (<i>district changes</i>)	\$838.84
3. Total Supplemental County and Municipal Aid (<i>sum of Lines 1 and 2</i>)	\$37,310.29

Expenditure Restraint Incentive Program

- Only municipalities are eligible to receive Expenditure Restraint Incentive Program (ERIP) payments
- Under state law, in 2025, each municipality will receive a payment that is equal to the amount of the payment received by the municipality in 2024 (sec. 79.05(4), Wis. Stats., from 2023 WI Act 12 – notwithstanding subs. (2) and (3))

Contact Information

If you have questions, contact us at lgs@wisconsin.gov, (608) 266-8618 or (608) 261-5167.



State of Wisconsin • DEPARTMENT OF REVENUE

DIVISION OF STATE AND LOCAL FINANCE • BUREAU OF LOCAL GOVERNMENT SERVICES • 2135 RIMROCK RD MADISON, WI 53713

Mailing Address:
PO Box 8971 #6-97
Madison WI 53708-8971
Fax: (608) 264-6887
lgs@wisconsin.gov

September 13, 2024

KATHY JEROME
VILLAGE OF KINGSTON
PO BOX 193,105 WEST ANN ST
KINGSTON WI 53939-0193

Notice of Shared Revenue – 2025 Original Estimate

Notice Information

The Wisconsin Department of Revenue (DOR) is providing the **estimated** shared revenue amounts your local government will receive in 2025 under current state law for county and municipal aid, supplemental county and municipal aid, utility aid and the expenditure restraint incentive program. This does not include adjustments, shown on the July and November payment notices.

District	VILLAGE OF KINGSTON	County	GREEN LAKE	Co-muni code	24-141
-----------------	---------------------	---------------	------------	---------------------	--------

Estimate Information

For an explanation of each aid payment listed below, review the additional information in this notice.

2025 Original Estimate	
1. County and municipal aid	\$66,493.84
2. Utility aid	\$0.00
3. Supplemental county and municipal aid	\$35,522.26
4. Expenditure restraint incentive program	\$0.00
5. Total Estimated 2025 Payments (sum of Lines 1-4)	\$102,016.10

Payment Information

Your local government will receive two distributions in 2025 :

- July 28, 2025: 15% of Line 1, 2, and 3 and 100% of Line 4 (*shown above*)
- November 17, 2025: balance of your 2025 aid payments

County and Municipal Aid

Under state law, the county and municipal aid paid to each county and municipality must be equal to the amount determined in 2012 (sec. 79.036, Wis. Stats.) and adjusted for fallen protective services insurance reimbursement (sec. 79.036(4), Wis. Stats.).

County and Municipal Aid Calculation	
1. Prior year county and municipal aid	\$65,003.56
2. Increase due to sales tax revenue, including adjustments (<i>district changes</i>)	\$1,495.08
3. Fallen protective services insurance adjustment	-\$4.80
4. Fallen protective services insurance reimbursement (<i>reported to DOR</i>)	\$0.00
5. Total County and Municipal Aid (sum of Lines 1-4)	\$66,493.84

Utility Aid

- Under state law, utility aid is distributed to each county and municipality where tax-exempt utility property is located (sec. 79.04, Wis. Stats.)
- Utility companies report utility property information to DOR annually
- DOR uses the provided information to accurately calculate utility aid (*shown below*)

Utility Aid Calculation	
1. Net book value, <i>as of December 31, 2024 (including expected additions/retirements)</i>	\$0.00
2. Total net book value payment	\$0.00
3. Minimum payment	\$0.00
4. Megawatt capacity	0.0
5. Megawatt capacity payment	\$0.00
6. Closed/decommissioned production plant (phased down) payment	\$0.00
7. Subtotal (<i>sum of Lines 2, 3, 5 and 6</i>)	\$0.00
8. Population cap	\$116,875.00
9. Adjusted subtotal (<i>lesser of Line 7 or Line 8</i>)	\$0.00
10. Adjacent site incentive payment	\$0.00
11. Baseload incentive payment	\$0.00
12. Co-generation incentive payment	\$0.00
13. Alternative energy incentive payment	\$0.00
14. Total incentive payments (<i>sum of Lines 10 through 13</i>)	\$0.00
15. Spent nuclear fuel payment	\$0.00
16. Total Utility Aid – this is the utility aid payment listed on the front of the estimate (<i>sum of Lines 9, 14 and 15</i>)	\$0.00

Supplemental County and Municipal Aid

- Under state law, supplemental county and municipal aid paid to each county and municipality is determined by 2023 Wisconsin Act 12 (sec. 79.037, Wis. Stats.)
- For detailed information, review [county and municipal aid spreadsheet](#)

Supplemental County and Municipal Aid Calculation	
1. Prior year supplemental county and municipal aid	\$34,723.62
2. Increase due to sales tax revenue including adjustments (<i>district changes</i>)	\$798.64
3. Total Supplemental County and Municipal Aid (<i>sum of Lines 1 and 2</i>)	\$35,522.26

Expenditure Restraint Incentive Program

- Only municipalities are eligible to receive Expenditure Restraint Incentive Program (ERIP) payments
- Under state law, in 2025, each municipality will receive a payment that is equal to the amount of the payment received by the municipality in 2024 (sec. 79.05(4), Wis. Stats., from 2023 WI Act 12 – notwithstanding subs. (2) and (3))

Contact Information

If you have questions, contact us at lgs@wisconsin.gov, (608) 266-8618 or (608) 261-5167.



State of Wisconsin • DEPARTMENT OF REVENUE

DIVISION OF STATE AND LOCAL FINANCE • BUREAU OF LOCAL GOVERNMENT SERVICES • 2135 RIMROCK RD MADISON, WI 53713

Mailing Address:
PO Box 8971 #6-97
Madison WI 53708-8971
Fax: (608) 264-6887
lgs@wisconsin.gov

September 13, 2024

SUE GERALDI
VILLAGE OF MARQUETTE
PO BOX 61
MARQUETTE WI 53947-0061

Notice of Shared Revenue – 2025 Original Estimate

Notice Information

The Wisconsin Department of Revenue (DOR) is providing the **estimated** shared revenue amounts your local government will receive in 2025 under current state law for county and municipal aid, supplemental county and municipal aid, utility aid and the expenditure restraint incentive program. This does not include adjustments, shown on the July and November payment notices.

District	VILLAGE OF MARQUETTE	County	GREEN LAKE	Co-muni code	24-154
-----------------	----------------------	---------------	------------	---------------------	--------

Estimate Information

For an explanation of each aid payment listed below, review the additional information in this notice.

2025 Original Estimate	
1. County and municipal aid	\$29,170.04
2. Utility aid	\$0.00
3. Supplemental county and municipal aid	\$33,613.64
4. Expenditure restraint incentive program	\$0.00
5. Total Estimated 2025 Payments (sum of Lines 1-4)	\$62,783.68

Payment Information

Your local government will receive two distributions in 2025 :

- July 28, 2025: 15% of Line 1, 2, and 3 and 100% of Line 4 (*shown above*)
- November 17, 2025: balance of your 2025 aid payments

County and Municipal Aid

Under state law, the county and municipal aid paid to each county and municipality must be equal to the amount determined in 2012 (sec. 79.036, Wis. Stats.) and adjusted for fallen protective services insurance reimbursement (sec. 79.036(4), Wis. Stats.).

County and Municipal Aid Calculation	
1. Prior year county and municipal aid	\$28,516.28
2. Increase due to sales tax revenue, including adjustments (<i>district changes</i>)	\$655.87
3. Fallen protective services insurance adjustment	-\$2.11
4. Fallen protective services insurance reimbursement (<i>reported to DOR</i>)	\$0.00
5. Total County and Municipal Aid (sum of Lines 1-4)	\$29,170.04

Utility Aid

- Under state law, utility aid is distributed to each county and municipality where tax-exempt utility property is located (sec. 79.04, Wis. Stats.)
- Utility companies report utility property information to DOR annually
- DOR uses the provided information to accurately calculate utility aid (*shown below*)

Utility Aid Calculation	
1. Net book value, <i>as of December 31, 2024 (including expected additions/retirements)</i>	\$0.00
2. Total net book value payment	\$0.00
3. Minimum payment	\$0.00
4. Megawatt capacity	0.0
5. Megawatt capacity payment	\$0.00
6. Closed/decommissioned production plant (phased down) payment	\$0.00
7. Subtotal (<i>sum of Lines 2, 3, 5 and 6</i>)	\$0.00
8. Population cap	\$71,825.00
9. Adjusted subtotal (<i>lesser of Line 7 or Line 8</i>)	\$0.00
10. Adjacent site incentive payment	\$0.00
11. Baseload incentive payment	\$0.00
12. Co-generation incentive payment	\$0.00
13. Alternative energy incentive payment	\$0.00
14. Total incentive payments (<i>sum of Lines 10 through 13</i>)	\$0.00
15. Spent nuclear fuel payment	\$0.00
16. Total Utility Aid – this is the utility aid payment listed on the front of the estimate (<i>sum of Lines 9, 14 and 15</i>)	\$0.00

Supplemental County and Municipal Aid

- Under state law, supplemental county and municipal aid paid to each county and municipality is determined by 2023 Wisconsin Act 12 (sec. 79.037, Wis. Stats.)
- For detailed information, review [county and municipal aid spreadsheet](#)

Supplemental County and Municipal Aid Calculation	
1. Prior year supplemental county and municipal aid	\$32,857.91
2. Increase due to sales tax revenue including adjustments (<i>district changes</i>)	\$755.73
3. Total Supplemental County and Municipal Aid (<i>sum of Lines 1 and 2</i>)	\$33,613.64

Expenditure Restraint Incentive Program

- Only municipalities are eligible to receive Expenditure Restraint Incentive Program (ERIP) payments
- Under state law, in 2025, each municipality will receive a payment that is equal to the amount of the payment received by the municipality in 2024 (sec. 79.05(4), Wis. Stats., from 2023 WI Act 12 – notwithstanding subs. (2) and (3))

Contact Information

If you have questions, contact us at lgs@wisconsin.gov, (608) 266-8618 or (608) 261-5167.



State of Wisconsin • DEPARTMENT OF REVENUE

DIVISION OF STATE AND LOCAL FINANCE • BUREAU OF LOCAL GOVERNMENT SERVICES • 2135 RIMROCK RD MADISON, WI 53713

Mailing Address:
PO Box 8971 #6-97
Madison WI 53708-8971
Fax: (608) 264-6887
lgs@wisconsin.gov

September 13, 2024

SARA RUTKOWSKI
CITY OF BERLIN
PO BOX 272
BERLIN WI 54923-0272

Notice of Shared Revenue – 2025 Original Estimate

Notice Information

The Wisconsin Department of Revenue (DOR) is providing the **estimated** shared revenue amounts your local government will receive in 2025 under current state law for county and municipal aid, supplemental county and municipal aid, utility aid and the expenditure restraint incentive program. This does not include adjustments, shown on the July and November payment notices.

District	CITY OF BERLIN	County	GREEN LAKE	Co-muni code	24-206
-----------------	----------------	---------------	------------	---------------------	--------

Estimate Information

For an explanation of each aid payment listed below, review the additional information in this notice.

2025 Original Estimate	
1. County and municipal aid	\$1,720,525.32
2. Utility aid	\$43,857.33
3. Supplemental county and municipal aid	\$391,436.43
4. Expenditure restraint incentive program	\$19,174.72
5. Total Estimated 2025 Payments (sum of Lines 1-4)	\$2,174,993.80

Payment Information

Your local government will receive two distributions in 2025 :

- July 28, 2025: 15% of Line 1, 2, and 3 and 100% of Line 4 (*shown above*)
- November 17, 2025: balance of your 2025 aid payments

County and Municipal Aid

Under state law, the county and municipal aid paid to each county and municipality must be equal to the amount determined in 2012 (sec. 79.036, Wis. Stats.) and adjusted for fallen protective services insurance reimbursement (sec. 79.036(4), Wis. Stats.).

County and Municipal Aid Calculation	
1. Prior year county and municipal aid	\$1,681,964.45
2. Increase due to sales tax revenue, including adjustments (<i>district changes</i>)	\$38,685.18
3. Fallen protective services insurance adjustment	-\$124.31
4. Fallen protective services insurance reimbursement (<i>reported to DOR</i>)	\$0.00
5. Total County and Municipal Aid (sum of Lines 1-4)	\$1,720,525.32

Utility Aid

- Under state law, utility aid is distributed to each county and municipality where tax-exempt utility property is located (sec. 79.04, Wis. Stats.)
- Utility companies report utility property information to DOR annually
- DOR uses the provided information to accurately calculate utility aid (*shown below*)

Utility Aid Calculation	
1. Net book value, <i>as of December 31, 2024 (including expected additions/retirements)</i>	\$7,309,554.00
2. Total net book value payment	\$43,857.33
3. Minimum payment	\$0.00
4. Megawatt capacity	0.0
5. Megawatt capacity payment	\$0.00
6. Closed/decommissioned production plant (phased down) payment	\$0.00
7. Subtotal (<i>sum of Lines 2, 3, 5 and 6</i>)	\$43,857.33
8. Population cap	\$2,353,225.00
9. Adjusted subtotal (<i>lesser of Line 7 or Line 8</i>)	\$43,857.33
10. Adjacent site incentive payment	\$0.00
11. Baseload incentive payment	\$0.00
12. Co-generation incentive payment	\$0.00
13. Alternative energy incentive payment	\$0.00
14. Total incentive payments (<i>sum of Lines 10 through 13</i>)	\$0.00
15. Spent nuclear fuel payment	\$0.00
16. Total Utility Aid – this is the utility aid payment listed on the front of the estimate (<i>sum of Lines 9, 14 and 15</i>)	\$43,857.33

Supplemental County and Municipal Aid

- Under state law, supplemental county and municipal aid paid to each county and municipality is determined by 2023 Wisconsin Act 12 (sec. 79.037, Wis. Stats.)
- For detailed information, review [county and municipal aid spreadsheet](#)

Supplemental County and Municipal Aid Calculation	
1. Prior year supplemental county and municipal aid	\$382,635.81
2. Increase due to sales tax revenue including adjustments (<i>district changes</i>)	\$8,800.62
3. Total Supplemental County and Municipal Aid (<i>sum of Lines 1 and 2</i>)	\$391,436.43

Expenditure Restraint Incentive Program

- Only municipalities are eligible to receive Expenditure Restraint Incentive Program (ERIP) payments
- Under state law, in 2025, each municipality will receive a payment that is equal to the amount of the payment received by the municipality in 2024 (sec. 79.05(4), Wis. Stats., from 2023 WI Act 12 – notwithstanding subs. (2) and (3))

Contact Information

If you have questions, contact us at lgs@wisconsin.gov, (608) 266-8618 or (608) 261-5167.



State of Wisconsin • DEPARTMENT OF REVENUE

DIVISION OF STATE AND LOCAL FINANCE • BUREAU OF LOCAL GOVERNMENT SERVICES • 2135 RIMROCK RD MADISON, WI 53713

Mailing Address:
PO Box 8971 #6-97
Madison WI 53708-8971
Fax: (608) 264-6887
lgs@wisconsin.gov

September 13, 2024

BARBARA DUGENSKÉ
CITY OF GREEN LAKE
PO BOX 216
GREEN LAKE WI 54941-0216

Notice of Shared Revenue – 2025 Original Estimate

Notice Information

The Wisconsin Department of Revenue (DOR) is providing the **estimated** shared revenue amounts your local government will receive in 2025 under current state law for county and municipal aid, supplemental county and municipal aid, utility aid and the expenditure restraint incentive program. This does not include adjustments, shown on the July and November payment notices.

District	CITY OF GREEN LAKE	County	GREEN LAKE	Co-muni code	24-231
-----------------	--------------------	---------------	------------	---------------------	--------

Estimate Information

For an explanation of each aid payment listed below, review the additional information in this notice.

2025 Original Estimate	
1. County and municipal aid	\$24,663.08
2. Utility aid	\$0.00
3. Supplemental county and municipal aid	\$47,844.58
4. Expenditure restraint incentive program	\$1,622.74
5. Total Estimated 2025 Payments (sum of Lines 1-4)	\$74,130.40

Payment Information

Your local government will receive two distributions in 2025 :

- July 28, 2025: 15% of Line 1, 2, and 3 and 100% of Line 4 (*shown above*)
- November 17, 2025: balance of your 2025 aid payments

County and Municipal Aid

Under state law, the county and municipal aid paid to each county and municipality must be equal to the amount determined in 2012 (sec. 79.036, Wis. Stats.) and adjusted for fallen protective services insurance reimbursement (sec. 79.036(4), Wis. Stats.).

County and Municipal Aid Calculation	
1. Prior year county and municipal aid	\$24,110.32
2. Increase due to sales tax revenue, including adjustments (<i>district changes</i>)	\$554.54
3. Fallen protective services insurance adjustment	-\$1.78
4. Fallen protective services insurance reimbursement (<i>reported to DOR</i>)	\$0.00
5. Total County and Municipal Aid (sum of Lines 1-4)	\$24,663.08

Utility Aid

- Under state law, utility aid is distributed to each county and municipality where tax-exempt utility property is located (sec. 79.04, Wis. Stats.)
- Utility companies report utility property information to DOR annually
- DOR uses the provided information to accurately calculate utility aid (*shown below*)

Utility Aid Calculation	
1. Net book value, as of December 31, 2024 (including expected additions/retirements)	\$0.00
2. Total net book value payment	\$0.00
3. Minimum payment	\$0.00
4. Megawatt capacity	0.0
5. Megawatt capacity payment	\$0.00
6. Closed/decommissioned production plant (phased down) payment	\$0.00
7. Subtotal (sum of Lines 2, 3, 5 and 6)	\$0.00
8. Population cap	\$425,425.00
9. Adjusted subtotal (lesser of Line 7 or Line 8)	\$0.00
10. Adjacent site incentive payment	\$0.00
11. Baseload incentive payment	\$0.00
12. Co-generation incentive payment	\$0.00
13. Alternative energy incentive payment	\$0.00
14. Total incentive payments (sum of Lines 10 through 13)	\$0.00
15. Spent nuclear fuel payment	\$0.00
16. Total Utility Aid – this is the utility aid payment listed on the front of the estimate (sum of Lines 9, 14 and 15)	\$0.00

Supplemental County and Municipal Aid

- Under state law, supplemental county and municipal aid paid to each county and municipality is determined by 2023 Wisconsin Act 12 (sec. 79.037, Wis. Stats.)
- For detailed information, review [county and municipal aid spreadsheet](#)

Supplemental County and Municipal Aid Calculation	
1. Prior year supplemental county and municipal aid	\$46,768.90
2. Increase due to sales tax revenue including adjustments (district changes)	\$1,075.68
3. Total Supplemental County and Municipal Aid (sum of Lines 1 and 2)	\$47,844.58

Expenditure Restraint Incentive Program

- Only municipalities are eligible to receive Expenditure Restraint Incentive Program (ERIP) payments
- Under state law, in 2025, each municipality will receive a payment that is equal to the amount of the payment received by the municipality in 2024 (sec. 79.05(4), Wis. Stats., from 2023 WI Act 12 – notwithstanding subs. (2) and (3))

Contact Information

If you have questions, contact us at lgs@wisconsin.gov, (608) 266-8618 or (608) 261-5167.



State of Wisconsin • DEPARTMENT OF REVENUE

DIVISION OF STATE AND LOCAL FINANCE • BUREAU OF LOCAL GOVERNMENT SERVICES • 2135 RIMROCK RD MADISON, WI 53713

Mailing Address:
PO Box 8971 #6-97
Madison WI 53708-8971
Fax: (608) 264-6887
lgs@wisconsin.gov

September 13, 2024

ELIZABETH AMEND
CITY OF MARKESAN
PO BOX 352
MARKESAN WI 53946-0352

Notice of Shared Revenue – 2025 Original Estimate

Notice Information

The Wisconsin Department of Revenue (DOR) is providing the **estimated** shared revenue amounts your local government will receive in 2025 under current state law for county and municipal aid, supplemental county and municipal aid, utility aid and the expenditure restraint incentive program. This does not include adjustments, shown on the July and November payment notices.

District	CITY OF MARKESAN	County	GREEN LAKE	Co-muni code	24-251
-----------------	------------------	---------------	------------	---------------------	--------

Estimate Information

For an explanation of each aid payment listed below, review the additional information in this notice.

2025 Original Estimate	
1. County and municipal aid	\$429,539.29
2. Utility aid	\$1,129.24
3. Supplemental county and municipal aid	\$85,920.77
4. Expenditure restraint incentive program	\$9,387.79
5. Total Estimated 2025 Payments (sum of Lines 1-4)	\$525,977.09

Payment Information

Your local government will receive two distributions in 2025 :

- July 28, 2025: 15% of Line 1, 2, and 3 and 100% of Line 4 (*shown above*)
- November 17, 2025: balance of your 2025 aid payments

County and Municipal Aid

Under state law, the county and municipal aid paid to each county and municipality must be equal to the amount determined in 2012 (sec. 79.036, Wis. Stats.) and adjusted for fallen protective services insurance reimbursement (sec. 79.036(4), Wis. Stats.).

County and Municipal Aid Calculation	
1. Prior year county and municipal aid	\$419,912.34
2. Increase due to sales tax revenue, including adjustments (<i>district changes</i>)	\$9,657.98
3. Fallen protective services insurance adjustment	-\$31.03
4. Fallen protective services insurance reimbursement (<i>reported to DOR</i>)	\$0.00
5. Total County and Municipal Aid (sum of Lines 1-4)	\$429,539.29

Utility Aid

- Under state law, utility aid is distributed to each county and municipality where tax-exempt utility property is located (sec. 79.04, Wis. Stats.)
- Utility companies report utility property information to DOR annually
- DOR uses the provided information to accurately calculate utility aid (*shown below*)

Utility Aid Calculation	
1. Net book value, <i>as of December 31, 2024 (including expected additions/retirements)</i>	\$188,207.00
2. Total net book value payment	\$1,129.24
3. Minimum payment	\$0.00
4. Megawatt capacity	0.0
5. Megawatt capacity payment	\$0.00
6. Closed/decommissioned production plant (phased down) payment	\$0.00
7. Subtotal (<i>sum of Lines 2, 3, 5 and 6</i>)	\$1,129.24
8. Population cap	\$571,200.00
9. Adjusted subtotal (<i>lesser of Line 7 or Line 8</i>)	\$1,129.24
10. Adjacent site incentive payment	\$0.00
11. Baseload incentive payment	\$0.00
12. Co-generation incentive payment	\$0.00
13. Alternative energy incentive payment	\$0.00
14. Total incentive payments (<i>sum of Lines 10 through 13</i>)	\$0.00
15. Spent nuclear fuel payment	\$0.00
16. Total Utility Aid – this is the utility aid payment listed on the front of the estimate (<i>sum of Lines 9, 14 and 15</i>)	\$1,129.24

Supplemental County and Municipal Aid

- Under state law, supplemental county and municipal aid paid to each county and municipality is determined by 2023 Wisconsin Act 12 (sec. 79.037, Wis. Stats.)
- For detailed information, review [county and municipal aid spreadsheet](#)

Supplemental County and Municipal Aid Calculation	
1. Prior year supplemental county and municipal aid	\$83,989.02
2. Increase due to sales tax revenue including adjustments (<i>district changes</i>)	\$1,931.75
3. Total Supplemental County and Municipal Aid (<i>sum of Lines 1 and 2</i>)	\$85,920.77

Expenditure Restraint Incentive Program

- Only municipalities are eligible to receive Expenditure Restraint Incentive Program (ERIP) payments
- Under state law, in 2025, each municipality will receive a payment that is equal to the amount of the payment received by the municipality in 2024 (sec. 79.05(4), Wis. Stats., from 2023 WI Act 12 – notwithstanding subs. (2) and (3))

Contact Information

If you have questions, contact us at lgs@wisconsin.gov, (608) 266-8618 or (608) 261-5167.



State of Wisconsin • DEPARTMENT OF REVENUE

DIVISION OF STATE AND LOCAL FINANCE • BUREAU OF LOCAL GOVERNMENT SERVICES • 2135 RIMROCK RD MADISON, WI 53713

Mailing Address:
PO Box 8971 #6-97
Madison WI 53708-8971
Fax: (608) 264-6887
lgs@wisconsin.gov

September 13, 2024

MARY NEUBAUER
CITY OF PRINCETON
531 S FULTON ST PO BOX 53
PRINCETON WI 54968

Notice of Shared Revenue – 2025 Original Estimate

Notice Information

The Wisconsin Department of Revenue (DOR) is providing the **estimated** shared revenue amounts your local government will receive in 2025 under current state law for county and municipal aid, supplemental county and municipal aid, utility aid and the expenditure restraint incentive program. This does not include adjustments, shown on the July and November payment notices.

District	CITY OF PRINCETON	County	GREEN LAKE	Co-muni code	24-271
-----------------	-------------------	---------------	------------	---------------------	--------

Estimate Information

For an explanation of each aid payment listed below, review the additional information in this notice.

2025 Original Estimate	
1. County and municipal aid	\$449,333.19
2. Utility aid	\$1,153.40
3. Supplemental county and municipal aid	\$89,880.15
4. Expenditure restraint incentive program	\$22,380.28
5. Total Estimated 2025 Payments (sum of Lines 1-4)	\$562,747.02

Payment Information

Your local government will receive two distributions in 2025 :

- July 28, 2025: 15% of Line 1, 2, and 3 and 100% of Line 4 (*shown above*)
- November 17, 2025: balance of your 2025 aid payments

County and Municipal Aid

Under state law, the county and municipal aid paid to each county and municipality must be equal to the amount determined in 2012 (sec. 79.036, Wis. Stats.) and adjusted for fallen protective services insurance reimbursement (sec. 79.036(4), Wis. Stats.).

County and Municipal Aid Calculation	
1. Prior year county and municipal aid	\$439,262.61
2. Increase due to sales tax revenue, including adjustments (<i>district changes</i>)	\$10,103.04
3. Fallen protective services insurance adjustment	-\$32.46
4. Fallen protective services insurance reimbursement (<i>reported to DOR</i>)	\$0.00
5. Total County and Municipal Aid (sum of Lines 1-4)	\$449,333.19

Utility Aid

- Under state law, utility aid is distributed to each county and municipality where tax-exempt utility property is located (sec. 79.04, Wis. Stats.)
- Utility companies report utility property information to DOR annually
- DOR uses the provided information to accurately calculate utility aid (*shown below*)

Utility Aid Calculation	
1. Net book value, as of December 31, 2024 (including expected additions/retirements)	\$192,234.00
2. Total net book value payment	\$1,153.40
3. Minimum payment	\$0.00
4. Megawatt capacity	0.0
5. Megawatt capacity payment	\$0.00
6. Closed/decommissioned production plant (phased down) payment	\$0.00
7. Subtotal (sum of Lines 2, 3, 5 and 6)	\$1,153.40
8. Population cap	\$512,975.00
9. Adjusted subtotal (lesser of Line 7 or Line 8)	\$1,153.40
10. Adjacent site incentive payment	\$0.00
11. Baseload incentive payment	\$0.00
12. Co-generation incentive payment	\$0.00
13. Alternative energy incentive payment	\$0.00
14. Total incentive payments (sum of Lines 10 through 13)	\$0.00
15. Spent nuclear fuel payment	\$0.00
16. Total Utility Aid – this is the utility aid payment listed on the front of the estimate (sum of Lines 9, 14 and 15)	\$1,153.40

Supplemental County and Municipal Aid

- Under state law, supplemental county and municipal aid paid to each county and municipality is determined by 2023 Wisconsin Act 12 (sec. 79.037, Wis. Stats.)
- For detailed information, review [county and municipal aid spreadsheet](#)

Supplemental County and Municipal Aid Calculation	
1. Prior year supplemental county and municipal aid	\$87,859.38
2. Increase due to sales tax revenue including adjustments (district changes)	\$2,020.77
3. Total Supplemental County and Municipal Aid (sum of Lines 1 and 2)	\$89,880.15

Expenditure Restraint Incentive Program

- Only municipalities are eligible to receive Expenditure Restraint Incentive Program (ERIP) payments
- Under state law, in 2025, each municipality will receive a payment that is equal to the amount of the payment received by the municipality in 2024 (sec. 79.05(4), Wis. Stats., from 2023 WI Act 12 – notwithstanding subs. (2) and (3))

Contact Information

If you have questions, contact us at lgs@wisconsin.gov, (608) 266-8618 or (608) 261-5167.



State of Wisconsin • DEPARTMENT OF REVENUE

DIVISION OF STATE AND LOCAL FINANCE • BUREAU OF LOCAL GOVERNMENT SERVICES • 2135 RIMROCK RD MADISON, WI 53713

Mailing Address:
PO Box 8971 #6-97
Madison WI 53708-8971
Fax: (608) 264-6887
lgs@wisconsin.gov

September 13, 2024

ELIZABETH OTTO
COUNTY OF GREEN LAKE
571 COUNTY ROAD A
GREEN LAKE WI 54941

Notice of Shared Revenue – 2025 Original Estimate

Notice Information

The Wisconsin Department of Revenue (DOR) is providing the **estimated** shared revenue amounts your local government will receive in 2025 under current state law for county and municipal aid, supplemental county and municipal aid, utility aid and the expenditure restraint incentive program. This does not include adjustments, shown on the July and November payment notices.

District	COUNTY OF GREEN LAKE	County	GREEN LAKE	Co-muni code	24-999
-----------------	----------------------	---------------	------------	---------------------	--------

Estimate Information

For an explanation of each aid payment listed below, review the additional information in this notice.

2025 Original Estimate	
1. County and municipal aid	\$71,814.99
2. Utility aid	\$82,427.51
3. Supplemental county and municipal aid	\$362,978.73
4. Expenditure restraint incentive program	\$0.00
5. Total Estimated 2025 Payments (sum of Lines 1-4)	\$517,221.23

Payment Information

Your local government will receive two distributions in 2025 :

- July 28, 2025: 15% of Line 1, 2, and 3 and 100% of Line 4 (*shown above*)
- November 17, 2025: balance of your 2025 aid payments

County and Municipal Aid

Under state law, the county and municipal aid paid to each county and municipality must be equal to the amount determined in 2012 (sec. 79.036, Wis. Stats.) and adjusted for fallen protective services insurance reimbursement (sec. 79.036(4), Wis. Stats.).

County and Municipal Aid Calculation	
1. Prior year county and municipal aid	\$70,205.45
2. Increase due to sales tax revenue, including adjustments (<i>district changes</i>)	\$1,614.73
3. Fallen protective services insurance adjustment	-\$5.19
4. Fallen protective services insurance reimbursement (<i>reported to DOR</i>)	\$0.00
5. Total County and Municipal Aid (sum of Lines 1-4)	\$71,814.99

Utility Aid

- Under state law, utility aid is distributed to each county and municipality where tax-exempt utility property is located (sec. 79.04, Wis. Stats.)
- Utility companies report utility property information to DOR annually
- DOR uses the provided information to accurately calculate utility aid (*shown below*)

Utility Aid Calculation	
1. Net book value, <i>as of December 31, 2024 (including expected additions/retirements)</i>	\$17,466,949.00
2. Total net book value payment	\$82,427.51
3. Minimum payment	\$0.00
4. Megawatt capacity	0.0
5. Megawatt capacity payment	\$0.00
6. Closed/decommissioned production plant (phased down) payment	\$0.00
7. Subtotal (<i>sum of Lines 2, 3, 5 and 6</i>)	\$82,427.51
8. Population cap	\$2,370,625.00
9. Adjusted subtotal (<i>lesser of Line 7 or Line 8</i>)	\$82,427.51
10. Adjacent site incentive payment	\$0.00
11. Baseload incentive payment	\$0.00
12. Co-generation incentive payment	\$0.00
13. Alternative energy incentive payment	\$0.00
14. Total incentive payments (<i>sum of Lines 10 through 13</i>)	\$0.00
15. Spent nuclear fuel payment	\$0.00
16. Total Utility Aid – this is the utility aid payment listed on the front of the estimate (<i>sum of Lines 9, 14 and 15</i>)	\$82,427.51

Supplemental County and Municipal Aid

- Under state law, supplemental county and municipal aid paid to each county and municipality is determined by 2023 Wisconsin Act 12 (sec. 79.037, Wis. Stats.)
- For detailed information, review [county and municipal aid spreadsheet](#)

Supplemental County and Municipal Aid Calculation	
1. Prior year supplemental county and municipal aid	\$354,817.92
2. Increase due to sales tax revenue including adjustments (<i>district changes</i>)	\$8,160.81
3. Total Supplemental County and Municipal Aid (<i>sum of Lines 1 and 2</i>)	\$362,978.73

Expenditure Restraint Incentive Program

- Only municipalities are eligible to receive Expenditure Restraint Incentive Program (ERIP) payments
- Under state law, in 2025, each municipality will receive a payment that is equal to the amount of the payment received by the municipality in 2024 (sec. 79.05(4), Wis. Stats., from 2023 WI Act 12 – notwithstanding subs. (2) and (3))

Contact Information

If you have questions, contact us at lgs@wisconsin.gov, (608) 266-8618 or (608) 261-5167.



State of Wisconsin • DEPARTMENT OF REVENUE

DIVISION OF STATE AND LOCAL FINANCE • BUREAU OF LOCAL GOVERNMENT SERVICES • 2135 RIMROCK RD MADISON, WI 53713

Mailing Address:
PO Box 8971 #6-97
Madison WI 53708-8971
Fax: (608) 264-6887
lgs@wisconsin.gov

September 13, 2024

CHERYL SCHMIDT
TOWN OF ARENA
148 STATE HWY 14, PO BOX 126
ARENA WI 53503

Notice of Shared Revenue – 2025 Original Estimate

Notice Information

The Wisconsin Department of Revenue (DOR) is providing the **estimated** shared revenue amounts your local government will receive in 2025 under current state law for county and municipal aid, supplemental county and municipal aid, utility aid and the expenditure restraint incentive program. This does not include adjustments, shown on the July and November payment notices.

District	TOWN OF ARENA	County	IOWA	Co-muni code	25-002
-----------------	---------------	---------------	------	---------------------	--------

Estimate Information

For an explanation of each aid payment listed below, review the additional information in this notice.

2025 Original Estimate	
1. County and municipal aid	\$26,141.30
2. Utility aid	\$539.29
3. Supplemental county and municipal aid	\$56,379.49
4. Expenditure restraint incentive program	\$0.00
5. Total Estimated 2025 Payments (sum of Lines 1-4)	\$83,060.08

Payment Information

Your local government will receive two distributions in 2025 :

- July 28, 2025: 15% of Line 1, 2, and 3 and 100% of Line 4 (*shown above*)
- November 17, 2025: balance of your 2025 aid payments

County and Municipal Aid

Under state law, the county and municipal aid paid to each county and municipality must be equal to the amount determined in 2012 (sec. 79.036, Wis. Stats.) and adjusted for fallen protective services insurance reimbursement (sec. 79.036(4), Wis. Stats.).

County and Municipal Aid Calculation	
1. Prior year county and municipal aid	\$25,555.42
2. Increase due to sales tax revenue, including adjustments (<i>district changes</i>)	\$587.77
3. Fallen protective services insurance adjustment	-\$1.89
4. Fallen protective services insurance reimbursement (<i>reported to DOR</i>)	\$0.00
5. Total County and Municipal Aid (sum of Lines 1-4)	\$26,141.30

Utility Aid

- Under state law, utility aid is distributed to each county and municipality where tax-exempt utility property is located (sec. 79.04, Wis. Stats.)
- Utility companies report utility property information to DOR annually
- DOR uses the provided information to accurately calculate utility aid (*shown below*)

Utility Aid Calculation	
1. Net book value, <i>as of December 31, 2024 (including expected additions/retirements)</i>	\$179,762.00
2. Total net book value payment	\$539.29
3. Minimum payment	\$0.00
4. Megawatt capacity	0.0
5. Megawatt capacity payment	\$0.00
6. Closed/decommissioned production plant (phased down) payment	\$0.00
7. Subtotal (<i>sum of Lines 2, 3, 5 and 6</i>)	\$539.29
8. Population cap	\$643,450.00
9. Adjusted subtotal (<i>lesser of Line 7 or Line 8</i>)	\$539.29
10. Adjacent site incentive payment	\$0.00
11. Baseload incentive payment	\$0.00
12. Co-generation incentive payment	\$0.00
13. Alternative energy incentive payment	\$0.00
14. Total incentive payments (<i>sum of Lines 10 through 13</i>)	\$0.00
15. Spent nuclear fuel payment	\$0.00
16. Total Utility Aid – this is the utility aid payment listed on the front of the estimate (<i>sum of Lines 9, 14 and 15</i>)	\$539.29

Supplemental County and Municipal Aid

- Under state law, supplemental county and municipal aid paid to each county and municipality is determined by 2023 Wisconsin Act 12 (sec. 79.037, Wis. Stats.)
- For detailed information, review [county and municipal aid spreadsheet](#)

Supplemental County and Municipal Aid Calculation	
1. Prior year supplemental county and municipal aid	\$55,111.92
2. Increase due to sales tax revenue including adjustments (<i>district changes</i>)	\$1,267.57
3. Total Supplemental County and Municipal Aid (<i>sum of Lines 1 and 2</i>)	\$56,379.49

Expenditure Restraint Incentive Program

- Only municipalities are eligible to receive Expenditure Restraint Incentive Program (ERIP) payments
- Under state law, in 2025, each municipality will receive a payment that is equal to the amount of the payment received by the municipality in 2024 (sec. 79.05(4), Wis. Stats., from 2023 WI Act 12 – notwithstanding subs. (2) and (3))

Contact Information

If you have questions, contact us at lgs@wisconsin.gov, (608) 266-8618 or (608) 261-5167.



State of Wisconsin • DEPARTMENT OF REVENUE

DIVISION OF STATE AND LOCAL FINANCE • BUREAU OF LOCAL GOVERNMENT SERVICES • 2135 RIMROCK RD MADISON, WI 53713

Mailing Address:
PO Box 8971 #6-97
Madison WI 53708-8971
Fax: (608) 264-6887
lgs@wisconsin.gov

September 13, 2024

MEGAN MIEDEN
TOWN OF BRIGHAM
407 E COUNTY ROAD ID
BARNEVELD WI 53507

Notice of Shared Revenue – 2025 Original Estimate

Notice Information

The Wisconsin Department of Revenue (DOR) is providing the **estimated** shared revenue amounts your local government will receive in 2025 under current state law for county and municipal aid, supplemental county and municipal aid, utility aid and the expenditure restraint incentive program. This does not include adjustments, shown on the July and November payment notices.

District	TOWN OF BRIGHAM	County	IOWA	Co-muni code	25-004
-----------------	-----------------	---------------	------	---------------------	--------

Estimate Information

For an explanation of each aid payment listed below, review the additional information in this notice.

2025 Original Estimate	
1. County and municipal aid	\$16,532.22
2. Utility aid	\$33,567.84
3. Supplemental county and municipal aid	\$48,961.12
4. Expenditure restraint incentive program	\$0.00
5. Total Estimated 2025 Payments (sum of Lines 1-4)	\$99,061.18

Payment Information

Your local government will receive two distributions in 2025 :

- July 28, 2025: 15% of Line 1, 2, and 3 and 100% of Line 4 (*shown above*)
- November 17, 2025: balance of your 2025 aid payments

County and Municipal Aid

Under state law, the county and municipal aid paid to each county and municipality must be equal to the amount determined in 2012 (sec. 79.036, Wis. Stats.) and adjusted for fallen protective services insurance reimbursement (sec. 79.036(4), Wis. Stats.).

County and Municipal Aid Calculation	
1. Prior year county and municipal aid	\$16,161.69
2. Increase due to sales tax revenue, including adjustments (<i>district changes</i>)	\$371.72
3. Fallen protective services insurance adjustment	-\$1.19
4. Fallen protective services insurance reimbursement (<i>reported to DOR</i>)	\$0.00
5. Total County and Municipal Aid (sum of Lines 1-4)	\$16,532.22

Utility Aid

- Under state law, utility aid is distributed to each county and municipality where tax-exempt utility property is located (sec. 79.04, Wis. Stats.)
- Utility companies report utility property information to DOR annually
- DOR uses the provided information to accurately calculate utility aid (*shown below*)

Utility Aid Calculation	
1. Net book value, <i>as of December 31, 2024 (including expected additions/retirements)</i>	\$11,189,280.00
2. Total net book value payment	\$33,567.84
3. Minimum payment	\$0.00
4. Megawatt capacity	0.0
5. Megawatt capacity payment	\$0.00
6. Closed/decommissioned production plant (phased down) payment	\$0.00
7. Subtotal (<i>sum of Lines 2, 3, 5 and 6</i>)	\$33,567.84
8. Population cap	\$453,900.00
9. Adjusted subtotal (<i>lesser of Line 7 or Line 8</i>)	\$33,567.84
10. Adjacent site incentive payment	\$0.00
11. Baseload incentive payment	\$0.00
12. Co-generation incentive payment	\$0.00
13. Alternative energy incentive payment	\$0.00
14. Total incentive payments (<i>sum of Lines 10 through 13</i>)	\$0.00
15. Spent nuclear fuel payment	\$0.00
16. Total Utility Aid – this is the utility aid payment listed on the front of the estimate (<i>sum of Lines 9, 14 and 15</i>)	\$33,567.84

Supplemental County and Municipal Aid

- Under state law, supplemental county and municipal aid paid to each county and municipality is determined by 2023 Wisconsin Act 12 (sec. 79.037, Wis. Stats.)
- For detailed information, review [county and municipal aid spreadsheet](#)

Supplemental County and Municipal Aid Calculation	
1. Prior year supplemental county and municipal aid	\$47,860.33
2. Increase due to sales tax revenue including adjustments (<i>district changes</i>)	\$1,100.79
3. Total Supplemental County and Municipal Aid (<i>sum of Lines 1 and 2</i>)	\$48,961.12

Expenditure Restraint Incentive Program

- Only municipalities are eligible to receive Expenditure Restraint Incentive Program (ERIP) payments
- Under state law, in 2025, each municipality will receive a payment that is equal to the amount of the payment received by the municipality in 2024 (sec. 79.05(4), Wis. Stats., from 2023 WI Act 12 – notwithstanding subs. (2) and (3))

Contact Information

If you have questions, contact us at lgs@wisconsin.gov, (608) 266-8618 or (608) 261-5167.



State of Wisconsin • DEPARTMENT OF REVENUE

DIVISION OF STATE AND LOCAL FINANCE • BUREAU OF LOCAL GOVERNMENT SERVICES • 2135 RIMROCK RD MADISON, WI 53713

Mailing Address:
PO Box 8971 #6-97
Madison WI 53708-8971
Fax: (608) 264-6887
lgs@wisconsin.gov

September 13, 2024

LEAH SPICER
TOWN OF CLYDE
6281 STATE ROAD 130
AVOCA WI 53506

Notice of Shared Revenue – 2025 Original Estimate

Notice Information

The Wisconsin Department of Revenue (DOR) is providing the **estimated** shared revenue amounts your local government will receive in 2025 under current state law for county and municipal aid, supplemental county and municipal aid, utility aid and the expenditure restraint incentive program. This does not include adjustments, shown on the July and November payment notices.

District	TOWN OF CLYDE	County	IOWA	Co-muni code	25-006
-----------------	---------------	---------------	------	---------------------	--------

Estimate Information

For an explanation of each aid payment listed below, review the additional information in this notice.

2025 Original Estimate	
1. County and municipal aid	\$10,588.79
2. Utility aid	\$0.00
3. Supplemental county and municipal aid	\$35,848.94
4. Expenditure restraint incentive program	\$0.00
5. Total Estimated 2025 Payments (sum of Lines 1-4)	\$46,437.73

Payment Information

Your local government will receive two distributions in 2025 :

- July 28, 2025: 15% of Line 1, 2, and 3 and 100% of Line 4 (*shown above*)
- November 17, 2025: balance of your 2025 aid payments

County and Municipal Aid

Under state law, the county and municipal aid paid to each county and municipality must be equal to the amount determined in 2012 (sec. 79.036, Wis. Stats.) and adjusted for fallen protective services insurance reimbursement (sec. 79.036(4), Wis. Stats.).

County and Municipal Aid Calculation	
1. Prior year county and municipal aid	\$10,351.48
2. Increase due to sales tax revenue, including adjustments (<i>district changes</i>)	\$238.08
3. Fallen protective services insurance adjustment	-\$0.77
4. Fallen protective services insurance reimbursement (<i>reported to DOR</i>)	\$0.00
5. Total County and Municipal Aid (sum of Lines 1-4)	\$10,588.79

Utility Aid

- Under state law, utility aid is distributed to each county and municipality where tax-exempt utility property is located (sec. 79.04, Wis. Stats.)
- Utility companies report utility property information to DOR annually
- DOR uses the provided information to accurately calculate utility aid (*shown below*)

Utility Aid Calculation	
1. Net book value, <i>as of December 31, 2024 (including expected additions/retirements)</i>	\$0.00
2. Total net book value payment	\$0.00
3. Minimum payment	\$0.00
4. Megawatt capacity	0.0
5. Megawatt capacity payment	\$0.00
6. Closed/decommissioned production plant (phased down) payment	\$0.00
7. Subtotal (<i>sum of Lines 2, 3, 5 and 6</i>)	\$0.00
8. Population cap	\$128,350.00
9. Adjusted subtotal (<i>lesser of Line 7 or Line 8</i>)	\$0.00
10. Adjacent site incentive payment	\$0.00
11. Baseload incentive payment	\$0.00
12. Co-generation incentive payment	\$0.00
13. Alternative energy incentive payment	\$0.00
14. Total incentive payments (<i>sum of Lines 10 through 13</i>)	\$0.00
15. Spent nuclear fuel payment	\$0.00
16. Total Utility Aid – this is the utility aid payment listed on the front of the estimate (<i>sum of Lines 9, 14 and 15</i>)	\$0.00

Supplemental County and Municipal Aid

- Under state law, supplemental county and municipal aid paid to each county and municipality is determined by 2023 Wisconsin Act 12 (sec. 79.037, Wis. Stats.)
- For detailed information, review [county and municipal aid spreadsheet](#)

Supplemental County and Municipal Aid Calculation	
1. Prior year supplemental county and municipal aid	\$35,042.95
2. Increase due to sales tax revenue including adjustments (<i>district changes</i>)	\$805.99
3. Total Supplemental County and Municipal Aid (<i>sum of Lines 1 and 2</i>)	\$35,848.94

Expenditure Restraint Incentive Program

- Only municipalities are eligible to receive Expenditure Restraint Incentive Program (ERIP) payments
- Under state law, in 2025, each municipality will receive a payment that is equal to the amount of the payment received by the municipality in 2024 (sec. 79.05(4), Wis. Stats., from 2023 WI Act 12 – notwithstanding subs. (2) and (3))

Contact Information

If you have questions, contact us at lgs@wisconsin.gov, (608) 266-8618 or (608) 261-5167.



State of Wisconsin • DEPARTMENT OF REVENUE

DIVISION OF STATE AND LOCAL FINANCE • BUREAU OF LOCAL GOVERNMENT SERVICES • 2135 RIMROCK RD MADISON, WI 53713

Mailing Address:
PO Box 8971 #6-97
Madison WI 53708-8971
Fax: (608) 264-6887
lgs@wisconsin.gov

September 13, 2024

SARA OLSON
TOWN OF DODGEVILLE
108 E LEFFLER ST
DODGEVILLE WI 53533-2114

Notice of Shared Revenue – 2025 Original Estimate

Notice Information

The Wisconsin Department of Revenue (DOR) is providing the **estimated** shared revenue amounts your local government will receive in 2025 under current state law for county and municipal aid, supplemental county and municipal aid, utility aid and the expenditure restraint incentive program. This does not include adjustments, shown on the July and November payment notices.

District	TOWN OF DODGEVILLE	County	IOWA	Co-muni code	25-008
-----------------	--------------------	---------------	------	---------------------	--------

Estimate Information

For an explanation of each aid payment listed below, review the additional information in this notice.

2025 Original Estimate	
1. County and municipal aid	\$26,433.49
2. Utility aid	\$8,072.76
3. Supplemental county and municipal aid	\$58,147.64
4. Expenditure restraint incentive program	\$0.00
5. Total Estimated 2025 Payments (sum of Lines 1-4)	\$92,653.89

Payment Information

Your local government will receive two distributions in 2025 :

- July 28, 2025: 15% of Line 1, 2, and 3 and 100% of Line 4 (*shown above*)
- November 17, 2025: balance of your 2025 aid payments

County and Municipal Aid

Under state law, the county and municipal aid paid to each county and municipality must be equal to the amount determined in 2012 (sec. 79.036, Wis. Stats.) and adjusted for fallen protective services insurance reimbursement (sec. 79.036(4), Wis. Stats.).

County and Municipal Aid Calculation	
1. Prior year county and municipal aid	\$25,841.06
2. Increase due to sales tax revenue, including adjustments (<i>district changes</i>)	\$594.34
3. Fallen protective services insurance adjustment	-\$1.91
4. Fallen protective services insurance reimbursement (<i>reported to DOR</i>)	\$0.00
5. Total County and Municipal Aid (sum of Lines 1-4)	\$26,433.49

Utility Aid

- Under state law, utility aid is distributed to each county and municipality where tax-exempt utility property is located (sec. 79.04, Wis. Stats.)
- Utility companies report utility property information to DOR annually
- DOR uses the provided information to accurately calculate utility aid (*shown below*)

Utility Aid Calculation	
1. Net book value, <i>as of December 31, 2024 (including expected additions/retirements)</i>	\$2,690,919.00
2. Total net book value payment	\$8,072.76
3. Minimum payment	\$0.00
4. Megawatt capacity	0.0
5. Megawatt capacity payment	\$0.00
6. Closed/decommissioned production plant (phased down) payment	\$0.00
7. Subtotal (<i>sum of Lines 2, 3, 5 and 6</i>)	\$8,072.76
8. Population cap	\$692,750.00
9. Adjusted subtotal (<i>lesser of Line 7 or Line 8</i>)	\$8,072.76
10. Adjacent site incentive payment	\$0.00
11. Baseload incentive payment	\$0.00
12. Co-generation incentive payment	\$0.00
13. Alternative energy incentive payment	\$0.00
14. Total incentive payments (<i>sum of Lines 10 through 13</i>)	\$0.00
15. Spent nuclear fuel payment	\$0.00
16. Total Utility Aid – this is the utility aid payment listed on the front of the estimate (<i>sum of Lines 9, 14 and 15</i>)	\$8,072.76

Supplemental County and Municipal Aid

- Under state law, supplemental county and municipal aid paid to each county and municipality is determined by 2023 Wisconsin Act 12 (sec. 79.037, Wis. Stats.)
- For detailed information, review [county and municipal aid spreadsheet](#)

Supplemental County and Municipal Aid Calculation	
1. Prior year supplemental county and municipal aid	\$56,840.31
2. Increase due to sales tax revenue including adjustments (<i>district changes</i>)	\$1,307.33
3. Total Supplemental County and Municipal Aid (<i>sum of Lines 1 and 2</i>)	\$58,147.64

Expenditure Restraint Incentive Program

- Only municipalities are eligible to receive Expenditure Restraint Incentive Program (ERIP) payments
- Under state law, in 2025, each municipality will receive a payment that is equal to the amount of the payment received by the municipality in 2024 (sec. 79.05(4), Wis. Stats., from 2023 WI Act 12 – notwithstanding subs. (2) and (3))

Contact Information

If you have questions, contact us at lgs@wisconsin.gov, (608) 266-8618 or (608) 261-5167.



State of Wisconsin • DEPARTMENT OF REVENUE

DIVISION OF STATE AND LOCAL FINANCE • BUREAU OF LOCAL GOVERNMENT SERVICES • 2135 RIMROCK RD MADISON, WI 53713

Mailing Address:
PO Box 8971 #6-97
Madison WI 53708-8971
Fax: (608) 264-6887
lgs@wisconsin.gov

September 13, 2024

ANDREW BISHOP
TOWN OF EDEN
302 N DIVISION ST
COBB WI 53526

Notice of Shared Revenue – 2025 Original Estimate

Notice Information

The Wisconsin Department of Revenue (DOR) is providing the **estimated** shared revenue amounts your local government will receive in 2025 under current state law for county and municipal aid, supplemental county and municipal aid, utility aid and the expenditure restraint incentive program. This does not include adjustments, shown on the July and November payment notices.

District	TOWN OF EDEN	County	IOWA	Co-muni code	25-010
-----------------	--------------	---------------	------	---------------------	--------

Estimate Information

For an explanation of each aid payment listed below, review the additional information in this notice.

2025 Original Estimate	
1. County and municipal aid	\$13,525.46
2. Utility aid	\$165,750.00
3. Supplemental county and municipal aid	\$36,571.04
4. Expenditure restraint incentive program	\$0.00
5. Total Estimated 2025 Payments (sum of Lines 1-4)	\$215,846.50

Payment Information

Your local government will receive two distributions in 2025 :

- July 28, 2025: 15% of Line 1, 2, and 3 and 100% of Line 4 (*shown above*)
- November 17, 2025: balance of your 2025 aid payments

County and Municipal Aid

Under state law, the county and municipal aid paid to each county and municipality must be equal to the amount determined in 2012 (sec. 79.036, Wis. Stats.) and adjusted for fallen protective services insurance reimbursement (sec. 79.036(4), Wis. Stats.).

County and Municipal Aid Calculation	
1. Prior year county and municipal aid	\$13,222.33
2. Increase due to sales tax revenue, including adjustments (<i>district changes</i>)	\$304.11
3. Fallen protective services insurance adjustment	-\$0.98
4. Fallen protective services insurance reimbursement (<i>reported to DOR</i>)	\$0.00
5. Total County and Municipal Aid (sum of Lines 1-4)	\$13,525.46

Utility Aid

- Under state law, utility aid is distributed to each county and municipality where tax-exempt utility property is located (sec. 79.04, Wis. Stats.)
- Utility companies report utility property information to DOR annually
- DOR uses the provided information to accurately calculate utility aid (*shown below*)

Utility Aid Calculation	
1. Net book value, as of December 31, 2024 (including expected additions/retirements)	\$47,545,181.00
2. Total net book value payment	\$142,635.54
3. Minimum payment	\$0.00
4. Megawatt capacity	15.3
5. Megawatt capacity payment	\$10,200.00
6. Closed/decommissioned production plant (phased down) payment	\$0.00
7. Subtotal (sum of Lines 2, 3, 5 and 6)	\$152,835.54
8. Population cap	\$142,800.00
9. Adjusted subtotal (lesser of Line 7 or Line 8)	\$142,800.00
10. Adjacent site incentive payment	\$0.00
11. Baseload incentive payment	\$0.00
12. Co-generation incentive payment	\$0.00
13. Alternative energy incentive payment	\$22,950.00
14. Total incentive payments (sum of Lines 10 through 13)	\$22,950.00
15. Spent nuclear fuel payment	\$0.00
16. Total Utility Aid – this is the utility aid payment listed on the front of the estimate (sum of Lines 9, 14 and 15)	\$165,750.00

Supplemental County and Municipal Aid

- Under state law, supplemental county and municipal aid paid to each county and municipality is determined by 2023 Wisconsin Act 12 (sec. 79.037, Wis. Stats.)
- For detailed information, review [county and municipal aid spreadsheet](#)

Supplemental County and Municipal Aid Calculation	
1. Prior year supplemental county and municipal aid	\$35,748.82
2. Increase due to sales tax revenue including adjustments (district changes)	\$822.22
3. Total Supplemental County and Municipal Aid (sum of Lines 1 and 2)	\$36,571.04

Expenditure Restraint Incentive Program

- Only municipalities are eligible to receive Expenditure Restraint Incentive Program (ERIP) payments
- Under state law, in 2025, each municipality will receive a payment that is equal to the amount of the payment received by the municipality in 2024 (sec. 79.05(4), Wis. Stats., from 2023 WI Act 12 – notwithstanding subs. (2) and (3))

Contact Information

If you have questions, contact us at lgs@wisconsin.gov, (608) 266-8618 or (608) 261-5167.



State of Wisconsin • DEPARTMENT OF REVENUE

DIVISION OF STATE AND LOCAL FINANCE • BUREAU OF LOCAL GOVERNMENT SERVICES • 2135 RIMROCK RD MADISON, WI 53713

Mailing Address:
PO Box 8971 #6-97
Madison WI 53708-8971
Fax: (608) 264-6887
lgs@wisconsin.gov

September 13, 2024

LEAH NANKEY
TOWN OF HIGHLAND
844 MAIN STREET
HIGHLAND WI 53543-9214

Notice of Shared Revenue – 2025 Original Estimate

Notice Information

The Wisconsin Department of Revenue (DOR) is providing the **estimated** shared revenue amounts your local government will receive in 2025 under current state law for county and municipal aid, supplemental county and municipal aid, utility aid and the expenditure restraint incentive program. This does not include adjustments, shown on the July and November payment notices.

District	TOWN OF HIGHLAND	County	IOWA	Co-muni code	25-012
-----------------	------------------	---------------	------	---------------------	--------

Estimate Information

For an explanation of each aid payment listed below, review the additional information in this notice.

2025 Original Estimate	
1. County and municipal aid	\$19,515.88
2. Utility aid	\$0.00
3. Supplemental county and municipal aid	\$43,377.51
4. Expenditure restraint incentive program	\$0.00
5. Total Estimated 2025 Payments (sum of Lines 1-4)	\$62,893.39

Payment Information

Your local government will receive two distributions in 2025 :

- July 28, 2025: 15% of Line 1, 2, and 3 and 100% of Line 4 (*shown above*)
- November 17, 2025: balance of your 2025 aid payments

County and Municipal Aid

Under state law, the county and municipal aid paid to each county and municipality must be equal to the amount determined in 2012 (sec. 79.036, Wis. Stats.) and adjusted for fallen protective services insurance reimbursement (sec. 79.036(4), Wis. Stats.).

County and Municipal Aid Calculation	
1. Prior year county and municipal aid	\$19,078.49
2. Increase due to sales tax revenue, including adjustments (<i>district changes</i>)	\$438.80
3. Fallen protective services insurance adjustment	-\$1.41
4. Fallen protective services insurance reimbursement (<i>reported to DOR</i>)	\$0.00
5. Total County and Municipal Aid (sum of Lines 1-4)	\$19,515.88

Utility Aid

- Under state law, utility aid is distributed to each county and municipality where tax-exempt utility property is located (sec. 79.04, Wis. Stats.)
- Utility companies report utility property information to DOR annually
- DOR uses the provided information to accurately calculate utility aid (*shown below*)

Utility Aid Calculation	
1. Net book value, <i>as of December 31, 2024 (including expected additions/retirements)</i>	\$0.00
2. Total net book value payment	\$0.00
3. Minimum payment	\$0.00
4. Megawatt capacity	0.0
5. Megawatt capacity payment	\$0.00
6. Closed/decommissioned production plant (phased down) payment	\$0.00
7. Subtotal (<i>sum of Lines 2, 3, 5 and 6</i>)	\$0.00
8. Population cap	\$315,350.00
9. Adjusted subtotal (<i>lesser of Line 7 or Line 8</i>)	\$0.00
10. Adjacent site incentive payment	\$0.00
11. Baseload incentive payment	\$0.00
12. Co-generation incentive payment	\$0.00
13. Alternative energy incentive payment	\$0.00
14. Total incentive payments (<i>sum of Lines 10 through 13</i>)	\$0.00
15. Spent nuclear fuel payment	\$0.00
16. Total Utility Aid – this is the utility aid payment listed on the front of the estimate (<i>sum of Lines 9, 14 and 15</i>)	\$0.00

Supplemental County and Municipal Aid

- Under state law, supplemental county and municipal aid paid to each county and municipality is determined by 2023 Wisconsin Act 12 (sec. 79.037, Wis. Stats.)
- For detailed information, review [county and municipal aid spreadsheet](#)

Supplemental County and Municipal Aid Calculation	
1. Prior year supplemental county and municipal aid	\$42,402.26
2. Increase due to sales tax revenue including adjustments (<i>district changes</i>)	\$975.25
3. Total Supplemental County and Municipal Aid (<i>sum of Lines 1 and 2</i>)	\$43,377.51

Expenditure Restraint Incentive Program

- Only municipalities are eligible to receive Expenditure Restraint Incentive Program (ERIP) payments
- Under state law, in 2025, each municipality will receive a payment that is equal to the amount of the payment received by the municipality in 2024 (sec. 79.05(4), Wis. Stats., from 2023 WI Act 12 – notwithstanding subs. (2) and (3))

Contact Information

If you have questions, contact us at lgs@wisconsin.gov, (608) 266-8618 or (608) 261-5167.



State of Wisconsin • DEPARTMENT OF REVENUE

DIVISION OF STATE AND LOCAL FINANCE • BUREAU OF LOCAL GOVERNMENT SERVICES • 2135 RIMROCK RD MADISON, WI 53713

Mailing Address:
PO Box 8971 #6-97
Madison WI 53708-8971
Fax: (608) 264-6887
lgs@wisconsin.gov

September 13, 2024

SAM PALZKILL
TOWN OF LINDEN
PO BOX 446
LINDEN WI 53553-0446

Notice of Shared Revenue – 2025 Original Estimate

Notice Information

The Wisconsin Department of Revenue (DOR) is providing the **estimated** shared revenue amounts your local government will receive in 2025 under current state law for county and municipal aid, supplemental county and municipal aid, utility aid and the expenditure restraint incentive program. This does not include adjustments, shown on the July and November payment notices.

District	TOWN OF LINDEN	County	IOWA	Co-muni code	25-014
-----------------	----------------	---------------	------	---------------------	--------

Estimate Information

For an explanation of each aid payment listed below, review the additional information in this notice.

2025 Original Estimate	
1. County and municipal aid	\$19,601.68
2. Utility aid	\$319,366.68
3. Supplemental county and municipal aid	\$43,411.88
4. Expenditure restraint incentive program	\$0.00
5. Total Estimated 2025 Payments (sum of Lines 1-4)	\$382,380.24

Payment Information

Your local government will receive two distributions in 2025 :

- July 28, 2025: 15% of Line 1, 2, and 3 and 100% of Line 4 (*shown above*)
- November 17, 2025: balance of your 2025 aid payments

County and Municipal Aid

Under state law, the county and municipal aid paid to each county and municipality must be equal to the amount determined in 2012 (sec. 79.036, Wis. Stats.) and adjusted for fallen protective services insurance reimbursement (sec. 79.036(4), Wis. Stats.).

County and Municipal Aid Calculation	
1. Prior year county and municipal aid	\$19,162.37
2. Increase due to sales tax revenue, including adjustments (<i>district changes</i>)	\$440.73
3. Fallen protective services insurance adjustment	-\$1.42
4. Fallen protective services insurance reimbursement (<i>reported to DOR</i>)	\$0.00
5. Total County and Municipal Aid (sum of Lines 1-4)	\$19,601.68

Utility Aid

- Under state law, utility aid is distributed to each county and municipality where tax-exempt utility property is located (sec. 79.04, Wis. Stats.)
- Utility companies report utility property information to DOR annually
- DOR uses the provided information to accurately calculate utility aid (*shown below*)

Utility Aid Calculation	
1. Net book value, <i>as of December 31, 2024 (including expected additions/retirements)</i>	\$0.00
2. Total net book value payment	\$0.00
3. Minimum payment	\$0.00
4. Megawatt capacity	147.4
5. Megawatt capacity payment	\$98,266.68
6. Closed/decommissioned production plant (phased down) payment	\$0.00
7. Subtotal (<i>sum of Lines 2, 3, 5 and 6</i>)	\$98,266.68
8. Population cap	\$303,875.00
9. Adjusted subtotal (<i>lesser of Line 7 or Line 8</i>)	\$98,266.68
10. Adjacent site incentive payment	\$0.00
11. Baseload incentive payment	\$0.00
12. Co-generation incentive payment	\$0.00
13. Alternative energy incentive payment	\$221,100.00
14. Total incentive payments (<i>sum of Lines 10 through 13</i>)	\$221,100.00
15. Spent nuclear fuel payment	\$0.00
16. Total Utility Aid – this is the utility aid payment listed on the front of the estimate (<i>sum of Lines 9, 14 and 15</i>)	\$319,366.68

Supplemental County and Municipal Aid

- Under state law, supplemental county and municipal aid paid to each county and municipality is determined by 2023 Wisconsin Act 12 (sec. 79.037, Wis. Stats.)
- For detailed information, review [county and municipal aid spreadsheet](#)

Supplemental County and Municipal Aid Calculation	
1. Prior year supplemental county and municipal aid	\$42,435.86
2. Increase due to sales tax revenue including adjustments (<i>district changes</i>)	\$976.02
3. Total Supplemental County and Municipal Aid (<i>sum of Lines 1 and 2</i>)	\$43,411.88

Expenditure Restraint Incentive Program

- Only municipalities are eligible to receive Expenditure Restraint Incentive Program (ERIP) payments
- Under state law, in 2025, each municipality will receive a payment that is equal to the amount of the payment received by the municipality in 2024 (sec. 79.05(4), Wis. Stats., from 2023 WI Act 12 – notwithstanding subs. (2) and (3))

Contact Information

If you have questions, contact us at lgs@wisconsin.gov, (608) 266-8618 or (608) 261-5167.



State of Wisconsin • DEPARTMENT OF REVENUE

DIVISION OF STATE AND LOCAL FINANCE • BUREAU OF LOCAL GOVERNMENT SERVICES • 2135 RIMROCK RD MADISON, WI 53713

Mailing Address:
PO Box 8971 #6-97
Madison WI 53708-8971
Fax: (608) 264-6887
lgs@wisconsin.gov

September 13, 2024

TAMMY MCFALL
TOWN OF MIFFLIN
1000 LOWER MIFFLIN RD
REWEY WI 53580-9632

Notice of Shared Revenue – 2025 Original Estimate

Notice Information

The Wisconsin Department of Revenue (DOR) is providing the **estimated** shared revenue amounts your local government will receive in 2025 under current state law for county and municipal aid, supplemental county and municipal aid, utility aid and the expenditure restraint incentive program. This does not include adjustments, shown on the July and November payment notices.

District	TOWN OF MIFFLIN	County	IOWA	Co-muni code	25-016
-----------------	-----------------	---------------	------	---------------------	--------

Estimate Information

For an explanation of each aid payment listed below, review the additional information in this notice.

2025 Original Estimate	
1. County and municipal aid	\$19,833.58
2. Utility aid	\$297,483.34
3. Supplemental county and municipal aid	\$40,404.40
4. Expenditure restraint incentive program	\$0.00
5. Total Estimated 2025 Payments (sum of Lines 1-4)	\$357,721.32

Payment Information

Your local government will receive two distributions in 2025 :

- July 28, 2025: 15% of Line 1, 2, and 3 and 100% of Line 4 (*shown above*)
- November 17, 2025: balance of your 2025 aid payments

County and Municipal Aid

Under state law, the county and municipal aid paid to each county and municipality must be equal to the amount determined in 2012 (sec. 79.036, Wis. Stats.) and adjusted for fallen protective services insurance reimbursement (sec. 79.036(4), Wis. Stats.).

County and Municipal Aid Calculation	
1. Prior year county and municipal aid	\$19,389.06
2. Increase due to sales tax revenue, including adjustments (<i>district changes</i>)	\$445.95
3. Fallen protective services insurance adjustment	-\$1.43
4. Fallen protective services insurance reimbursement (<i>reported to DOR</i>)	\$0.00
5. Total County and Municipal Aid (sum of Lines 1-4)	\$19,833.58

Utility Aid

- Under state law, utility aid is distributed to each county and municipality where tax-exempt utility property is located (sec. 79.04, Wis. Stats.)
- Utility companies report utility property information to DOR annually
- DOR uses the provided information to accurately calculate utility aid (*shown below*)

Utility Aid Calculation	
1. Net book value, <i>as of December 31, 2024 (including expected additions/retirements)</i>	\$0.00
2. Total net book value payment	\$0.00
3. Minimum payment	\$0.00
4. Megawatt capacity	137.3
5. Megawatt capacity payment	\$91,533.34
6. Closed/decommissioned production plant (phased down) payment	\$0.00
7. Subtotal (<i>sum of Lines 2, 3, 5 and 6</i>)	\$91,533.34
8. Population cap	\$241,825.00
9. Adjusted subtotal (<i>lesser of Line 7 or Line 8</i>)	\$91,533.34
10. Adjacent site incentive payment	\$0.00
11. Baseload incentive payment	\$0.00
12. Co-generation incentive payment	\$0.00
13. Alternative energy incentive payment	\$205,950.00
14. Total incentive payments (<i>sum of Lines 10 through 13</i>)	\$205,950.00
15. Spent nuclear fuel payment	\$0.00
16. Total Utility Aid – this is the utility aid payment listed on the front of the estimate (<i>sum of Lines 9, 14 and 15</i>)	\$297,483.34

Supplemental County and Municipal Aid

- Under state law, supplemental county and municipal aid paid to each county and municipality is determined by 2023 Wisconsin Act 12 (sec. 79.037, Wis. Stats.)
- For detailed information, review [county and municipal aid spreadsheet](#)

Supplemental County and Municipal Aid Calculation	
1. Prior year supplemental county and municipal aid	\$39,495.99
2. Increase due to sales tax revenue including adjustments (<i>district changes</i>)	\$908.41
3. Total Supplemental County and Municipal Aid (<i>sum of Lines 1 and 2</i>)	\$40,404.40

Expenditure Restraint Incentive Program

- Only municipalities are eligible to receive Expenditure Restraint Incentive Program (ERIP) payments
- Under state law, in 2025, each municipality will receive a payment that is equal to the amount of the payment received by the municipality in 2024 (sec. 79.05(4), Wis. Stats., from 2023 WI Act 12 – notwithstanding subs. (2) and (3))

Contact Information

If you have questions, contact us at lgs@wisconsin.gov, (608) 266-8618 or (608) 261-5167.



State of Wisconsin • DEPARTMENT OF REVENUE

DIVISION OF STATE AND LOCAL FINANCE • BUREAU OF LOCAL GOVERNMENT SERVICES • 2135 RIMROCK RD MADISON, WI 53713

Mailing Address:
PO Box 8971 #6-97
Madison WI 53708-8971
Fax: (608) 264-6887
lgs@wisconsin.gov

September 13, 2024

DEBI HEISNER
TOWN OF MINERAL POINT
4946 SUNNY RIDGE RD
MINERAL POINT WI 53565-8815

Notice of Shared Revenue – 2025 Original Estimate

Notice Information

The Wisconsin Department of Revenue (DOR) is providing the **estimated** shared revenue amounts your local government will receive in 2025 under current state law for county and municipal aid, supplemental county and municipal aid, utility aid and the expenditure restraint incentive program. This does not include adjustments, shown on the July and November payment notices.

District	TOWN OF MINERAL POINT	County	IOWA	Co-muni code	25-018
-----------------	-----------------------	---------------	------	---------------------	--------

Estimate Information

For an explanation of each aid payment listed below, review the additional information in this notice.

2025 Original Estimate	
1. County and municipal aid	\$20,198.80
2. Utility aid	\$13,297.25
3. Supplemental county and municipal aid	\$47,758.69
4. Expenditure restraint incentive program	\$0.00
5. Total Estimated 2025 Payments (sum of Lines 1-4)	\$81,254.74

Payment Information

Your local government will receive two distributions in 2025 :

- July 28, 2025: 15% of Line 1, 2, and 3 and 100% of Line 4 (*shown above*)
- November 17, 2025: balance of your 2025 aid payments

County and Municipal Aid

Under state law, the county and municipal aid paid to each county and municipality must be equal to the amount determined in 2012 (sec. 79.036, Wis. Stats.) and adjusted for fallen protective services insurance reimbursement (sec. 79.036(4), Wis. Stats.).

County and Municipal Aid Calculation	
1. Prior year county and municipal aid	\$19,746.10
2. Increase due to sales tax revenue, including adjustments (<i>district changes</i>)	\$454.16
3. Fallen protective services insurance adjustment	-\$1.46
4. Fallen protective services insurance reimbursement (<i>reported to DOR</i>)	\$0.00
5. Total County and Municipal Aid (sum of Lines 1-4)	\$20,198.80

Utility Aid

- Under state law, utility aid is distributed to each county and municipality where tax-exempt utility property is located (sec. 79.04, Wis. Stats.)
- Utility companies report utility property information to DOR annually
- DOR uses the provided information to accurately calculate utility aid (*shown below*)

Utility Aid Calculation	
1. Net book value, <i>as of December 31, 2024 (including expected additions/retirements)</i>	\$4,432,416.00
2. Total net book value payment	\$13,297.25
3. Minimum payment	\$0.00
4. Megawatt capacity	0.0
5. Megawatt capacity payment	\$0.00
6. Closed/decommissioned production plant (phased down) payment	\$0.00
7. Subtotal (<i>sum of Lines 2, 3, 5 and 6</i>)	\$13,297.25
8. Population cap	\$420,325.00
9. Adjusted subtotal (<i>lesser of Line 7 or Line 8</i>)	\$13,297.25
10. Adjacent site incentive payment	\$0.00
11. Baseload incentive payment	\$0.00
12. Co-generation incentive payment	\$0.00
13. Alternative energy incentive payment	\$0.00
14. Total incentive payments (<i>sum of Lines 10 through 13</i>)	\$0.00
15. Spent nuclear fuel payment	\$0.00
16. Total Utility Aid – this is the utility aid payment listed on the front of the estimate (<i>sum of Lines 9, 14 and 15</i>)	\$13,297.25

Supplemental County and Municipal Aid

- Under state law, supplemental county and municipal aid paid to each county and municipality is determined by 2023 Wisconsin Act 12 (sec. 79.037, Wis. Stats.)
- For detailed information, review [county and municipal aid spreadsheet](#)

Supplemental County and Municipal Aid Calculation	
1. Prior year supplemental county and municipal aid	\$46,684.94
2. Increase due to sales tax revenue including adjustments (<i>district changes</i>)	\$1,073.75
3. Total Supplemental County and Municipal Aid (<i>sum of Lines 1 and 2</i>)	\$47,758.69

Expenditure Restraint Incentive Program

- Only municipalities are eligible to receive Expenditure Restraint Incentive Program (ERIP) payments
- Under state law, in 2025, each municipality will receive a payment that is equal to the amount of the payment received by the municipality in 2024 (sec. 79.05(4), Wis. Stats., from 2023 WI Act 12 – notwithstanding subs. (2) and (3))

Contact Information

If you have questions, contact us at lgs@wisconsin.gov, (608) 266-8618 or (608) 261-5167.



State of Wisconsin • DEPARTMENT OF REVENUE

DIVISION OF STATE AND LOCAL FINANCE • BUREAU OF LOCAL GOVERNMENT SERVICES • 2135 RIMROCK RD MADISON, WI 53713

Mailing Address:
PO Box 8971 #6-97
Madison WI 53708-8971
Fax: (608) 264-6887
lgs@wisconsin.gov

September 13, 2024

MARY KOLB
TOWN OF MOSCOW
7476 COUNTY ROAD DD
BLANCHARDVILLE WI 53516

Notice of Shared Revenue – 2025 Original Estimate

Notice Information

The Wisconsin Department of Revenue (DOR) is providing the **estimated** shared revenue amounts your local government will receive in 2025 under current state law for county and municipal aid, supplemental county and municipal aid, utility aid and the expenditure restraint incentive program. This does not include adjustments, shown on the July and November payment notices.

District	TOWN OF MOSCOW	County	IOWA	Co-muni code	25-020
-----------------	----------------	---------------	------	---------------------	--------

Estimate Information

For an explanation of each aid payment listed below, review the additional information in this notice.

2025 Original Estimate	
1. County and municipal aid	\$15,073.33
2. Utility aid	\$660.78
3. Supplemental county and municipal aid	\$40,868.45
4. Expenditure restraint incentive program	\$0.00
5. Total Estimated 2025 Payments (sum of Lines 1-4)	\$56,602.56

Payment Information

Your local government will receive two distributions in 2025 :

- July 28, 2025: 15% of Line 1, 2, and 3 and 100% of Line 4 (*shown above*)
- November 17, 2025: balance of your 2025 aid payments

County and Municipal Aid

Under state law, the county and municipal aid paid to each county and municipality must be equal to the amount determined in 2012 (sec. 79.036, Wis. Stats.) and adjusted for fallen protective services insurance reimbursement (sec. 79.036(4), Wis. Stats.).

County and Municipal Aid Calculation	
1. Prior year county and municipal aid	\$14,735.50
2. Increase due to sales tax revenue, including adjustments (<i>district changes</i>)	\$338.92
3. Fallen protective services insurance adjustment	-\$1.09
4. Fallen protective services insurance reimbursement (<i>reported to DOR</i>)	\$0.00
5. Total County and Municipal Aid (sum of Lines 1-4)	\$15,073.33

Utility Aid

- Under state law, utility aid is distributed to each county and municipality where tax-exempt utility property is located (sec. 79.04, Wis. Stats.)
- Utility companies report utility property information to DOR annually
- DOR uses the provided information to accurately calculate utility aid (*shown below*)

Utility Aid Calculation	
1. Net book value, <i>as of December 31, 2024 (including expected additions/retirements)</i>	\$220,260.00
2. Total net book value payment	\$660.78
3. Minimum payment	\$0.00
4. Megawatt capacity	0.0
5. Megawatt capacity payment	\$0.00
6. Closed/decommissioned production plant (phased down) payment	\$0.00
7. Subtotal (<i>sum of Lines 2, 3, 5 and 6</i>)	\$660.78
8. Population cap	\$250,750.00
9. Adjusted subtotal (<i>lesser of Line 7 or Line 8</i>)	\$660.78
10. Adjacent site incentive payment	\$0.00
11. Baseload incentive payment	\$0.00
12. Co-generation incentive payment	\$0.00
13. Alternative energy incentive payment	\$0.00
14. Total incentive payments (<i>sum of Lines 10 through 13</i>)	\$0.00
15. Spent nuclear fuel payment	\$0.00
16. Total Utility Aid – this is the utility aid payment listed on the front of the estimate (<i>sum of Lines 9, 14 and 15</i>)	\$660.78

Supplemental County and Municipal Aid

- Under state law, supplemental county and municipal aid paid to each county and municipality is determined by 2023 Wisconsin Act 12 (sec. 79.037, Wis. Stats.)
- For detailed information, review [county and municipal aid spreadsheet](#)

Supplemental County and Municipal Aid Calculation	
1. Prior year supplemental county and municipal aid	\$39,949.61
2. Increase due to sales tax revenue including adjustments (<i>district changes</i>)	\$918.84
3. Total Supplemental County and Municipal Aid (<i>sum of Lines 1 and 2</i>)	\$40,868.45

Expenditure Restraint Incentive Program

- Only municipalities are eligible to receive Expenditure Restraint Incentive Program (ERIP) payments
- Under state law, in 2025, each municipality will receive a payment that is equal to the amount of the payment received by the municipality in 2024 (sec. 79.05(4), Wis. Stats., from 2023 WI Act 12 – notwithstanding subs. (2) and (3))

Contact Information

If you have questions, contact us at lgs@wisconsin.gov, (608) 266-8618 or (608) 261-5167.



State of Wisconsin • DEPARTMENT OF REVENUE

DIVISION OF STATE AND LOCAL FINANCE • BUREAU OF LOCAL GOVERNMENT SERVICES • 2135 RIMROCK RD MADISON, WI 53713

Mailing Address:
PO Box 8971 #6-97
Madison WI 53708-8971
Fax: (608) 264-6887
lgs@wisconsin.gov

September 13, 2024

LORI PEAT
TOWN OF PULASKI
6897 STATE RD 80
AVOCA WI 53506

Notice of Shared Revenue – 2025 Original Estimate

Notice Information

The Wisconsin Department of Revenue (DOR) is providing the **estimated** shared revenue amounts your local government will receive in 2025 under current state law for county and municipal aid, supplemental county and municipal aid, utility aid and the expenditure restraint incentive program. This does not include adjustments, shown on the July and November payment notices.

District	TOWN OF PULASKI	County	IOWA	Co-muni code	25-022
-----------------	-----------------	---------------	------	---------------------	--------

Estimate Information

For an explanation of each aid payment listed below, review the additional information in this notice.

2025 Original Estimate	
1. County and municipal aid	\$12,558.08
2. Utility aid	\$647.18
3. Supplemental county and municipal aid	\$36,828.92
4. Expenditure restraint incentive program	\$0.00
5. Total Estimated 2025 Payments (sum of Lines 1-4)	\$50,034.18

Payment Information

Your local government will receive two distributions in 2025 :

- July 28, 2025: 15% of Line 1, 2, and 3 and 100% of Line 4 (*shown above*)
- November 17, 2025: balance of your 2025 aid payments

County and Municipal Aid

Under state law, the county and municipal aid paid to each county and municipality must be equal to the amount determined in 2012 (sec. 79.036, Wis. Stats.) and adjusted for fallen protective services insurance reimbursement (sec. 79.036(4), Wis. Stats.).

County and Municipal Aid Calculation	
1. Prior year county and municipal aid	\$12,276.63
2. Increase due to sales tax revenue, including adjustments (<i>district changes</i>)	\$282.36
3. Fallen protective services insurance adjustment	-\$0.91
4. Fallen protective services insurance reimbursement (<i>reported to DOR</i>)	\$0.00
5. Total County and Municipal Aid (sum of Lines 1-4)	\$12,558.08

Utility Aid

- Under state law, utility aid is distributed to each county and municipality where tax-exempt utility property is located (sec. 79.04, Wis. Stats.)
- Utility companies report utility property information to DOR annually
- DOR uses the provided information to accurately calculate utility aid (*shown below*)

Utility Aid Calculation	
1. Net book value, <i>as of December 31, 2024 (including expected additions/retirements)</i>	\$215,725.00
2. Total net book value payment	\$647.18
3. Minimum payment	\$0.00
4. Megawatt capacity	0.0
5. Megawatt capacity payment	\$0.00
6. Closed/decommissioned production plant (phased down) payment	\$0.00
7. Subtotal (<i>sum of Lines 2, 3, 5 and 6</i>)	\$647.18
8. Population cap	\$149,600.00
9. Adjusted subtotal (<i>lesser of Line 7 or Line 8</i>)	\$647.18
10. Adjacent site incentive payment	\$0.00
11. Baseload incentive payment	\$0.00
12. Co-generation incentive payment	\$0.00
13. Alternative energy incentive payment	\$0.00
14. Total incentive payments (<i>sum of Lines 10 through 13</i>)	\$0.00
15. Spent nuclear fuel payment	\$0.00
16. Total Utility Aid – this is the utility aid payment listed on the front of the estimate (<i>sum of Lines 9, 14 and 15</i>)	\$647.18

Supplemental County and Municipal Aid

- Under state law, supplemental county and municipal aid paid to each county and municipality is determined by 2023 Wisconsin Act 12 (sec. 79.037, Wis. Stats.)
- For detailed information, review [county and municipal aid spreadsheet](#)

Supplemental County and Municipal Aid Calculation	
1. Prior year supplemental county and municipal aid	\$36,000.90
2. Increase due to sales tax revenue including adjustments (<i>district changes</i>)	\$828.02
3. Total Supplemental County and Municipal Aid (<i>sum of Lines 1 and 2</i>)	\$36,828.92

Expenditure Restraint Incentive Program

- Only municipalities are eligible to receive Expenditure Restraint Incentive Program (ERIP) payments
- Under state law, in 2025, each municipality will receive a payment that is equal to the amount of the payment received by the municipality in 2024 (sec. 79.05(4), Wis. Stats., from 2023 WI Act 12 – notwithstanding subs. (2) and (3))

Contact Information

If you have questions, contact us at lgs@wisconsin.gov, (608) 266-8618 or (608) 261-5167.



State of Wisconsin • DEPARTMENT OF REVENUE

DIVISION OF STATE AND LOCAL FINANCE • BUREAU OF LOCAL GOVERNMENT SERVICES • 2135 RIMROCK RD MADISON, WI 53713

Mailing Address:
PO Box 8971 #6-97
Madison WI 53708-8971
Fax: (608) 264-6887
lgs@wisconsin.gov

September 13, 2024

NICOLE WIECZOREK
TOWN OF RIDGEWAY
6300 TOWN HALL ROAD
RIDGEWAY WI 53582-9686

Notice of Shared Revenue – 2025 Original Estimate

Notice Information

The Wisconsin Department of Revenue (DOR) is providing the **estimated** shared revenue amounts your local government will receive in 2025 under current state law for county and municipal aid, supplemental county and municipal aid, utility aid and the expenditure restraint incentive program. This does not include adjustments, shown on the July and November payment notices.

District	TOWN OF RIDGEWAY	County	IOWA	Co-muni code	25-024
-----------------	------------------	---------------	------	---------------------	--------

Estimate Information

For an explanation of each aid payment listed below, review the additional information in this notice.

2025 Original Estimate	
1. County and municipal aid	\$10,641.02
2. Utility aid	\$0.00
3. Supplemental county and municipal aid	\$40,455.96
4. Expenditure restraint incentive program	\$0.00
5. Total Estimated 2025 Payments (sum of Lines 1-4)	\$51,096.98

Payment Information

Your local government will receive two distributions in 2025 :

- July 28, 2025: 15% of Line 1, 2, and 3 and 100% of Line 4 (*shown above*)
- November 17, 2025: balance of your 2025 aid payments

County and Municipal Aid

Under state law, the county and municipal aid paid to each county and municipality must be equal to the amount determined in 2012 (sec. 79.036, Wis. Stats.) and adjusted for fallen protective services insurance reimbursement (sec. 79.036(4), Wis. Stats.).

County and Municipal Aid Calculation	
1. Prior year county and municipal aid	\$10,402.53
2. Increase due to sales tax revenue, including adjustments (<i>district changes</i>)	\$239.26
3. Fallen protective services insurance adjustment	-\$0.77
4. Fallen protective services insurance reimbursement (<i>reported to DOR</i>)	\$0.00
5. Total County and Municipal Aid (sum of Lines 1-4)	\$10,641.02

Utility Aid

- Under state law, utility aid is distributed to each county and municipality where tax-exempt utility property is located (sec. 79.04, Wis. Stats.)
- Utility companies report utility property information to DOR annually
- DOR uses the provided information to accurately calculate utility aid (*shown below*)

Utility Aid Calculation	
1. Net book value, <i>as of December 31, 2024 (including expected additions/retirements)</i>	\$0.00
2. Total net book value payment	\$0.00
3. Minimum payment	\$0.00
4. Megawatt capacity	0.0
5. Megawatt capacity payment	\$0.00
6. Closed/decommissioned production plant (phased down) payment	\$0.00
7. Subtotal (<i>sum of Lines 2, 3, 5 and 6</i>)	\$0.00
8. Population cap	\$243,100.00
9. Adjusted subtotal (<i>lesser of Line 7 or Line 8</i>)	\$0.00
10. Adjacent site incentive payment	\$0.00
11. Baseload incentive payment	\$0.00
12. Co-generation incentive payment	\$0.00
13. Alternative energy incentive payment	\$0.00
14. Total incentive payments (<i>sum of Lines 10 through 13</i>)	\$0.00
15. Spent nuclear fuel payment	\$0.00
16. Total Utility Aid – this is the utility aid payment listed on the front of the estimate (<i>sum of Lines 9, 14 and 15</i>)	\$0.00

Supplemental County and Municipal Aid

- Under state law, supplemental county and municipal aid paid to each county and municipality is determined by 2023 Wisconsin Act 12 (sec. 79.037, Wis. Stats.)
- For detailed information, review [county and municipal aid spreadsheet](#)

Supplemental County and Municipal Aid Calculation	
1. Prior year supplemental county and municipal aid	\$39,546.39
2. Increase due to sales tax revenue including adjustments (<i>district changes</i>)	\$909.57
3. Total Supplemental County and Municipal Aid (<i>sum of Lines 1 and 2</i>)	\$40,455.96

Expenditure Restraint Incentive Program

- Only municipalities are eligible to receive Expenditure Restraint Incentive Program (ERIP) payments
- Under state law, in 2025, each municipality will receive a payment that is equal to the amount of the payment received by the municipality in 2024 (sec. 79.05(4), Wis. Stats., from 2023 WI Act 12 – notwithstanding subs. (2) and (3))

Contact Information

If you have questions, contact us at lgs@wisconsin.gov, (608) 266-8618 or (608) 261-5167.



State of Wisconsin • DEPARTMENT OF REVENUE

DIVISION OF STATE AND LOCAL FINANCE • BUREAU OF LOCAL GOVERNMENT SERVICES • 2135 RIMROCK RD MADISON, WI 53713

Mailing Address:
PO Box 8971 #6-97
Madison WI 53708-8971
Fax: (608) 264-6887
lgs@wisconsin.gov

September 13, 2024

MICHAEL DOYLE
TOWN OF WALDWICK
5674 STATE ROAD 39
MINERAL POINT WI 53565-8873

Notice of Shared Revenue – 2025 Original Estimate

Notice Information

The Wisconsin Department of Revenue (DOR) is providing the **estimated** shared revenue amounts your local government will receive in 2025 under current state law for county and municipal aid, supplemental county and municipal aid, utility aid and the expenditure restraint incentive program. This does not include adjustments, shown on the July and November payment notices.

District	TOWN OF WALDWICK	County	IOWA	Co-muni code	25-026
-----------------	------------------	---------------	------	---------------------	--------

Estimate Information

For an explanation of each aid payment listed below, review the additional information in this notice.

2025 Original Estimate	
1. County and municipal aid	\$16,435.57
2. Utility aid	\$287.18
3. Supplemental county and municipal aid	\$38,565.21
4. Expenditure restraint incentive program	\$0.00
5. Total Estimated 2025 Payments (sum of Lines 1-4)	\$55,287.96

Payment Information

Your local government will receive two distributions in 2025 :

- July 28, 2025: 15% of Line 1, 2, and 3 and 100% of Line 4 (*shown above*)
- November 17, 2025: balance of your 2025 aid payments

County and Municipal Aid

Under state law, the county and municipal aid paid to each county and municipality must be equal to the amount determined in 2012 (sec. 79.036, Wis. Stats.) and adjusted for fallen protective services insurance reimbursement (sec. 79.036(4), Wis. Stats.).

County and Municipal Aid Calculation	
1. Prior year county and municipal aid	\$16,067.21
2. Increase due to sales tax revenue, including adjustments (<i>district changes</i>)	\$369.55
3. Fallen protective services insurance adjustment	-\$1.19
4. Fallen protective services insurance reimbursement (<i>reported to DOR</i>)	\$0.00
5. Total County and Municipal Aid (sum of Lines 1-4)	\$16,435.57

Utility Aid

- Under state law, utility aid is distributed to each county and municipality where tax-exempt utility property is located (sec. 79.04, Wis. Stats.)
- Utility companies report utility property information to DOR annually
- DOR uses the provided information to accurately calculate utility aid (*shown below*)

Utility Aid Calculation	
1. Net book value, <i>as of December 31, 2024 (including expected additions/retirements)</i>	\$95,725.00
2. Total net book value payment	\$287.18
3. Minimum payment	\$0.00
4. Megawatt capacity	0.0
5. Megawatt capacity payment	\$0.00
6. Closed/decommissioned production plant (phased down) payment	\$0.00
7. Subtotal (<i>sum of Lines 2, 3, 5 and 6</i>)	\$287.18
8. Population cap	\$192,950.00
9. Adjusted subtotal (<i>lesser of Line 7 or Line 8</i>)	\$287.18
10. Adjacent site incentive payment	\$0.00
11. Baseload incentive payment	\$0.00
12. Co-generation incentive payment	\$0.00
13. Alternative energy incentive payment	\$0.00
14. Total incentive payments (<i>sum of Lines 10 through 13</i>)	\$0.00
15. Spent nuclear fuel payment	\$0.00
16. Total Utility Aid – this is the utility aid payment listed on the front of the estimate (<i>sum of Lines 9, 14 and 15</i>)	\$287.18

Supplemental County and Municipal Aid

- Under state law, supplemental county and municipal aid paid to each county and municipality is determined by 2023 Wisconsin Act 12 (sec. 79.037, Wis. Stats.)
- For detailed information, review [county and municipal aid spreadsheet](#)

Supplemental County and Municipal Aid Calculation	
1. Prior year supplemental county and municipal aid	\$37,698.15
2. Increase due to sales tax revenue including adjustments (<i>district changes</i>)	\$867.06
3. Total Supplemental County and Municipal Aid (<i>sum of Lines 1 and 2</i>)	\$38,565.21

Expenditure Restraint Incentive Program

- Only municipalities are eligible to receive Expenditure Restraint Incentive Program (ERIP) payments
- Under state law, in 2025, each municipality will receive a payment that is equal to the amount of the payment received by the municipality in 2024 (sec. 79.05(4), Wis. Stats., from 2023 WI Act 12 – notwithstanding subs. (2) and (3))

Contact Information

If you have questions, contact us at lgs@wisconsin.gov, (608) 266-8618 or (608) 261-5167.



State of Wisconsin • DEPARTMENT OF REVENUE

DIVISION OF STATE AND LOCAL FINANCE • BUREAU OF LOCAL GOVERNMENT SERVICES • 2135 RIMROCK RD MADISON, WI 53713

Mailing Address:
PO Box 8971 #6-97
Madison WI 53708-8971
Fax: (608) 264-6887
lgs@wisconsin.gov

September 13, 2024

MARY LLOYD-JONES
TOWN OF WYOMING
6514 HILLSIDE SCHOOL RD
SPRING GREEN WI 53588

Notice of Shared Revenue – 2025 Original Estimate

Notice Information

The Wisconsin Department of Revenue (DOR) is providing the **estimated** shared revenue amounts your local government will receive in 2025 under current state law for county and municipal aid, supplemental county and municipal aid, utility aid and the expenditure restraint incentive program. This does not include adjustments, shown on the July and November payment notices.

District	TOWN OF WYOMING	County	IOWA	Co-muni code	25-028
-----------------	-----------------	---------------	------	---------------------	--------

Estimate Information

For an explanation of each aid payment listed below, review the additional information in this notice.

2025 Original Estimate	
1. County and municipal aid	\$6,083.32
2. Utility aid	\$2,199.74
3. Supplemental county and municipal aid	\$36,175.61
4. Expenditure restraint incentive program	\$0.00
5. Total Estimated 2025 Payments (sum of Lines 1-4)	\$44,458.67

Payment Information

Your local government will receive two distributions in 2025 :

- July 28, 2025: 15% of Line 1, 2, and 3 and 100% of Line 4 (*shown above*)
- November 17, 2025: balance of your 2025 aid payments

County and Municipal Aid

Under state law, the county and municipal aid paid to each county and municipality must be equal to the amount determined in 2012 (sec. 79.036, Wis. Stats.) and adjusted for fallen protective services insurance reimbursement (sec. 79.036(4), Wis. Stats.).

County and Municipal Aid Calculation	
1. Prior year county and municipal aid	\$5,946.98
2. Increase due to sales tax revenue, including adjustments (<i>district changes</i>)	\$136.78
3. Fallen protective services insurance adjustment	-\$0.44
4. Fallen protective services insurance reimbursement (<i>reported to DOR</i>)	\$0.00
5. Total County and Municipal Aid (sum of Lines 1-4)	\$6,083.32

Utility Aid

- Under state law, utility aid is distributed to each county and municipality where tax-exempt utility property is located (sec. 79.04, Wis. Stats.)
- Utility companies report utility property information to DOR annually
- DOR uses the provided information to accurately calculate utility aid (*shown below*)

Utility Aid Calculation	
1. Net book value, as of December 31, 2024 (including expected additions/retirements)	\$733,247.00
2. Total net book value payment	\$2,199.74
3. Minimum payment	\$0.00
4. Megawatt capacity	0.0
5. Megawatt capacity payment	\$0.00
6. Closed/decommissioned production plant (phased down) payment	\$0.00
7. Subtotal (sum of Lines 2, 3, 5 and 6)	\$2,199.74
8. Population cap	\$138,125.00
9. Adjusted subtotal (lesser of Line 7 or Line 8)	\$2,199.74
10. Adjacent site incentive payment	\$0.00
11. Baseload incentive payment	\$0.00
12. Co-generation incentive payment	\$0.00
13. Alternative energy incentive payment	\$0.00
14. Total incentive payments (sum of Lines 10 through 13)	\$0.00
15. Spent nuclear fuel payment	\$0.00
16. Total Utility Aid – this is the utility aid payment listed on the front of the estimate (sum of Lines 9, 14 and 15)	\$2,199.74

Supplemental County and Municipal Aid

- Under state law, supplemental county and municipal aid paid to each county and municipality is determined by 2023 Wisconsin Act 12 (sec. 79.037, Wis. Stats.)
- For detailed information, review [county and municipal aid spreadsheet](#)

Supplemental County and Municipal Aid Calculation	
1. Prior year supplemental county and municipal aid	\$35,362.28
2. Increase due to sales tax revenue including adjustments (district changes)	\$813.33
3. Total Supplemental County and Municipal Aid (sum of Lines 1 and 2)	\$36,175.61

Expenditure Restraint Incentive Program

- Only municipalities are eligible to receive Expenditure Restraint Incentive Program (ERIP) payments
- Under state law, in 2025, each municipality will receive a payment that is equal to the amount of the payment received by the municipality in 2024 (sec. 79.05(4), Wis. Stats., from 2023 WI Act 12 – notwithstanding subs. (2) and (3))

Contact Information

If you have questions, contact us at lgs@wisconsin.gov, (608) 266-8618 or (608) 261-5167.



State of Wisconsin • DEPARTMENT OF REVENUE

DIVISION OF STATE AND LOCAL FINANCE • BUREAU OF LOCAL GOVERNMENT SERVICES • 2135 RIMROCK RD MADISON, WI 53713

Mailing Address:
PO Box 8971 #6-97
Madison WI 53708-8971
Fax: (608) 264-6887
lgs@wisconsin.gov

September 13, 2024

DANEAN NAEGER
VILLAGE OF ARENA
345 WEST ST
ARENA WI 53503-9613

Notice of Shared Revenue – 2025 Original Estimate

Notice Information

The Wisconsin Department of Revenue (DOR) is providing the **estimated** shared revenue amounts your local government will receive in 2025 under current state law for county and municipal aid, supplemental county and municipal aid, utility aid and the expenditure restraint incentive program. This does not include adjustments, shown on the July and November payment notices.

District	VILLAGE OF ARENA	County	IOWA	Co-muni code	25-101
-----------------	------------------	---------------	------	---------------------	--------

Estimate Information

For an explanation of each aid payment listed below, review the additional information in this notice.

2025 Original Estimate	
1. County and municipal aid	\$101,267.97
2. Utility aid	\$0.00
3. Supplemental county and municipal aid	\$45,765.86
4. Expenditure restraint incentive program	\$18,549.23
5. Total Estimated 2025 Payments (sum of Lines 1-4)	\$165,583.06

Payment Information

Your local government will receive two distributions in 2025 :

- July 28, 2025: 15% of Line 1, 2, and 3 and 100% of Line 4 (*shown above*)
- November 17, 2025: balance of your 2025 aid payments

County and Municipal Aid

Under state law, the county and municipal aid paid to each county and municipality must be equal to the amount determined in 2012 (sec. 79.036, Wis. Stats.) and adjusted for fallen protective services insurance reimbursement (sec. 79.036(4), Wis. Stats.).

County and Municipal Aid Calculation	
1. Prior year county and municipal aid	\$98,998.33
2. Increase due to sales tax revenue, including adjustments (<i>district changes</i>)	\$2,276.96
3. Fallen protective services insurance adjustment	-\$7.32
4. Fallen protective services insurance reimbursement (<i>reported to DOR</i>)	\$0.00
5. Total County and Municipal Aid (sum of Lines 1-4)	\$101,267.97

Utility Aid

- Under state law, utility aid is distributed to each county and municipality where tax-exempt utility property is located (sec. 79.04, Wis. Stats.)
- Utility companies report utility property information to DOR annually
- DOR uses the provided information to accurately calculate utility aid (*shown below*)

Utility Aid Calculation	
1. Net book value, <i>as of December 31, 2024 (including expected additions/retirements)</i>	\$0.00
2. Total net book value payment	\$0.00
3. Minimum payment	\$0.00
4. Megawatt capacity	0.0
5. Megawatt capacity payment	\$0.00
6. Closed/decommissioned production plant (phased down) payment	\$0.00
7. Subtotal (<i>sum of Lines 2, 3, 5 and 6</i>)	\$0.00
8. Population cap	\$385,475.00
9. Adjusted subtotal (<i>lesser of Line 7 or Line 8</i>)	\$0.00
10. Adjacent site incentive payment	\$0.00
11. Baseload incentive payment	\$0.00
12. Co-generation incentive payment	\$0.00
13. Alternative energy incentive payment	\$0.00
14. Total incentive payments (<i>sum of Lines 10 through 13</i>)	\$0.00
15. Spent nuclear fuel payment	\$0.00
16. Total Utility Aid – this is the utility aid payment listed on the front of the estimate (<i>sum of Lines 9, 14 and 15</i>)	\$0.00

Supplemental County and Municipal Aid

- Under state law, supplemental county and municipal aid paid to each county and municipality is determined by 2023 Wisconsin Act 12 (sec. 79.037, Wis. Stats.)
- For detailed information, review [county and municipal aid spreadsheet](#)

Supplemental County and Municipal Aid Calculation	
1. Prior year supplemental county and municipal aid	\$44,736.91
2. Increase due to sales tax revenue including adjustments (<i>district changes</i>)	\$1,028.95
3. Total Supplemental County and Municipal Aid (<i>sum of Lines 1 and 2</i>)	\$45,765.86

Expenditure Restraint Incentive Program

- Only municipalities are eligible to receive Expenditure Restraint Incentive Program (ERIP) payments
- Under state law, in 2025, each municipality will receive a payment that is equal to the amount of the payment received by the municipality in 2024 (sec. 79.05(4), Wis. Stats., from 2023 WI Act 12 – notwithstanding subs. (2) and (3))

Contact Information

If you have questions, contact us at lgs@wisconsin.gov, (608) 266-8618 or (608) 261-5167.



State of Wisconsin • DEPARTMENT OF REVENUE

DIVISION OF STATE AND LOCAL FINANCE • BUREAU OF LOCAL GOVERNMENT SERVICES • 2135 RIMROCK RD MADISON, WI 53713

Mailing Address:
PO Box 8971 #6-97
Madison WI 53708-8971
Fax: (608) 264-6887
lgs@wisconsin.gov

September 13, 2024

LIZ WILKINSON
VILLAGE OF AVOCA
401 WISCONSIN ST
AVOCA WI 53506-0188

Notice of Shared Revenue – 2025 Original Estimate

Notice Information

The Wisconsin Department of Revenue (DOR) is providing the **estimated** shared revenue amounts your local government will receive in 2025 under current state law for county and municipal aid, supplemental county and municipal aid, utility aid and the expenditure restraint incentive program. This does not include adjustments, shown on the July and November payment notices.

District	VILLAGE OF AVOCA	County	IOWA	Co-muni code	25-102
-----------------	------------------	---------------	------	---------------------	--------

Estimate Information

For an explanation of each aid payment listed below, review the additional information in this notice.

2025 Original Estimate	
1. County and municipal aid	\$159,789.97
2. Utility aid	\$0.00
3. Supplemental county and municipal aid	\$40,163.77
4. Expenditure restraint incentive program	\$5,330.02
5. Total Estimated 2025 Payments (sum of Lines 1-4)	\$205,283.76

Payment Information

Your local government will receive two distributions in 2025 :

- July 28, 2025: 15% of Line 1, 2, and 3 and 100% of Line 4 (*shown above*)
- November 17, 2025: balance of your 2025 aid payments

County and Municipal Aid

Under state law, the county and municipal aid paid to each county and municipality must be equal to the amount determined in 2012 (sec. 79.036, Wis. Stats.) and adjusted for fallen protective services insurance reimbursement (sec. 79.036(4), Wis. Stats.).

County and Municipal Aid Calculation	
1. Prior year county and municipal aid	\$156,208.71
2. Increase due to sales tax revenue, including adjustments (<i>district changes</i>)	\$3,592.80
3. Fallen protective services insurance adjustment	-\$11.54
4. Fallen protective services insurance reimbursement (<i>reported to DOR</i>)	\$0.00
5. Total County and Municipal Aid (sum of Lines 1-4)	\$159,789.97

Utility Aid

- Under state law, utility aid is distributed to each county and municipality where tax-exempt utility property is located (sec. 79.04, Wis. Stats.)
- Utility companies report utility property information to DOR annually
- DOR uses the provided information to accurately calculate utility aid (*shown below*)

Utility Aid Calculation	
1. Net book value, <i>as of December 31, 2024 (including expected additions/retirements)</i>	\$0.00
2. Total net book value payment	\$0.00
3. Minimum payment	\$0.00
4. Megawatt capacity	0.0
5. Megawatt capacity payment	\$0.00
6. Closed/decommissioned production plant (phased down) payment	\$0.00
7. Subtotal (<i>sum of Lines 2, 3, 5 and 6</i>)	\$0.00
8. Population cap	\$230,775.00
9. Adjusted subtotal (<i>lesser of Line 7 or Line 8</i>)	\$0.00
10. Adjacent site incentive payment	\$0.00
11. Baseload incentive payment	\$0.00
12. Co-generation incentive payment	\$0.00
13. Alternative energy incentive payment	\$0.00
14. Total incentive payments (<i>sum of Lines 10 through 13</i>)	\$0.00
15. Spent nuclear fuel payment	\$0.00
16. Total Utility Aid – this is the utility aid payment listed on the front of the estimate (<i>sum of Lines 9, 14 and 15</i>)	\$0.00

Supplemental County and Municipal Aid

- Under state law, supplemental county and municipal aid paid to each county and municipality is determined by 2023 Wisconsin Act 12 (sec. 79.037, Wis. Stats.)
- For detailed information, review [county and municipal aid spreadsheet](#)

Supplemental County and Municipal Aid Calculation	
1. Prior year supplemental county and municipal aid	\$39,260.77
2. Increase due to sales tax revenue including adjustments (<i>district changes</i>)	\$903.00
3. Total Supplemental County and Municipal Aid (<i>sum of Lines 1 and 2</i>)	\$40,163.77

Expenditure Restraint Incentive Program

- Only municipalities are eligible to receive Expenditure Restraint Incentive Program (ERIP) payments
- Under state law, in 2025, each municipality will receive a payment that is equal to the amount of the payment received by the municipality in 2024 (sec. 79.05(4), Wis. Stats., from 2023 WI Act 12 – notwithstanding subs. (2) and (3))

Contact Information

If you have questions, contact us at lgs@wisconsin.gov, (608) 266-8618 or (608) 261-5167.



State of Wisconsin • DEPARTMENT OF REVENUE

DIVISION OF STATE AND LOCAL FINANCE • BUREAU OF LOCAL GOVERNMENT SERVICES • 2135 RIMROCK RD MADISON, WI 53713

Mailing Address:
PO Box 8971 #6-97
Madison WI 53708-8971
Fax: (608) 264-6887
lgs@wisconsin.gov

September 13, 2024

MICHELLE WALKER
VILLAGE OF BARNEVELD
403 E COUNTY RD ID
BARNEVELD WI 53507-9752

Notice of Shared Revenue – 2025 Original Estimate

Notice Information

The Wisconsin Department of Revenue (DOR) is providing the **estimated** shared revenue amounts your local government will receive in 2025 under current state law for county and municipal aid, supplemental county and municipal aid, utility aid and the expenditure restraint incentive program. This does not include adjustments, shown on the July and November payment notices.

District	VILLAGE OF BARNEVELD	County	IOWA	Co-muni code	25-106
-----------------	----------------------	---------------	------	---------------------	--------

Estimate Information

For an explanation of each aid payment listed below, review the additional information in this notice.

2025 Original Estimate	
1. County and municipal aid	\$62,923.14
2. Utility aid	\$0.00
3. Supplemental county and municipal aid	\$53,683.93
4. Expenditure restraint incentive program	\$5,536.55
5. Total Estimated 2025 Payments (sum of Lines 1-4)	\$122,143.62

Payment Information

Your local government will receive two distributions in 2025 :

- July 28, 2025: 15% of Line 1, 2, and 3 and 100% of Line 4 (*shown above*)
- November 17, 2025: balance of your 2025 aid payments

County and Municipal Aid

Under state law, the county and municipal aid paid to each county and municipality must be equal to the amount determined in 2012 (sec. 79.036, Wis. Stats.) and adjusted for fallen protective services insurance reimbursement (sec. 79.036(4), Wis. Stats.).

County and Municipal Aid Calculation	
1. Prior year county and municipal aid	\$61,512.89
2. Increase due to sales tax revenue, including adjustments (<i>district changes</i>)	\$1,414.80
3. Fallen protective services insurance adjustment	-\$4.55
4. Fallen protective services insurance reimbursement (<i>reported to DOR</i>)	\$0.00
5. Total County and Municipal Aid (sum of Lines 1-4)	\$62,923.14

Utility Aid

- Under state law, utility aid is distributed to each county and municipality where tax-exempt utility property is located (sec. 79.04, Wis. Stats.)
- Utility companies report utility property information to DOR annually
- DOR uses the provided information to accurately calculate utility aid (*shown below*)

Utility Aid Calculation	
1. Net book value, <i>as of December 31, 2024 (including expected additions/retirements)</i>	\$0.00
2. Total net book value payment	\$0.00
3. Minimum payment	\$0.00
4. Megawatt capacity	0.0
5. Megawatt capacity payment	\$0.00
6. Closed/decommissioned production plant (phased down) payment	\$0.00
7. Subtotal (<i>sum of Lines 2, 3, 5 and 6</i>)	\$0.00
8. Population cap	\$565,675.00
9. Adjusted subtotal (<i>lesser of Line 7 or Line 8</i>)	\$0.00
10. Adjacent site incentive payment	\$0.00
11. Baseload incentive payment	\$0.00
12. Co-generation incentive payment	\$0.00
13. Alternative energy incentive payment	\$0.00
14. Total incentive payments (<i>sum of Lines 10 through 13</i>)	\$0.00
15. Spent nuclear fuel payment	\$0.00
16. Total Utility Aid – this is the utility aid payment listed on the front of the estimate (<i>sum of Lines 9, 14 and 15</i>)	\$0.00

Supplemental County and Municipal Aid

- Under state law, supplemental county and municipal aid paid to each county and municipality is determined by 2023 Wisconsin Act 12 (sec. 79.037, Wis. Stats.)
- For detailed information, review [county and municipal aid spreadsheet](#)

Supplemental County and Municipal Aid Calculation	
1. Prior year supplemental county and municipal aid	\$52,476.96
2. Increase due to sales tax revenue including adjustments (<i>district changes</i>)	\$1,206.97
3. Total Supplemental County and Municipal Aid (<i>sum of Lines 1 and 2</i>)	\$53,683.93

Expenditure Restraint Incentive Program

- Only municipalities are eligible to receive Expenditure Restraint Incentive Program (ERIP) payments
- Under state law, in 2025, each municipality will receive a payment that is equal to the amount of the payment received by the municipality in 2024 (sec. 79.05(4), Wis. Stats., from 2023 WI Act 12 – notwithstanding subs. (2) and (3))

Contact Information

If you have questions, contact us at lgs@wisconsin.gov, (608) 266-8618 or (608) 261-5167.



State of Wisconsin • DEPARTMENT OF REVENUE

DIVISION OF STATE AND LOCAL FINANCE • BUREAU OF LOCAL GOVERNMENT SERVICES • 2135 RIMROCK RD MADISON, WI 53713

Mailing Address:
PO Box 8971 #6-97
Madison WI 53708-8971
Fax: (608) 264-6887
lgs@wisconsin.gov

September 13, 2024

CARLEY RIDER
VILLAGE OF COBB
501 BENSON ST
COBB WI 53526-0158

Notice of Shared Revenue – 2025 Original Estimate

Notice Information

The Wisconsin Department of Revenue (DOR) is providing the **estimated** shared revenue amounts your local government will receive in 2025 under current state law for county and municipal aid, supplemental county and municipal aid, utility aid and the expenditure restraint incentive program. This does not include adjustments, shown on the July and November payment notices.

District	VILLAGE OF COBB	County	IOWA	Co-muni code	25-111
-----------------	-----------------	---------------	------	---------------------	--------

Estimate Information

For an explanation of each aid payment listed below, review the additional information in this notice.

2025 Original Estimate	
1. County and municipal aid	\$112,568.58
2. Utility aid	\$0.00
3. Supplemental county and municipal aid	\$39,012.14
4. Expenditure restraint incentive program	\$366.73
5. Total Estimated 2025 Payments (sum of Lines 1-4)	\$151,947.45

Payment Information

Your local government will receive two distributions in 2025 :

- July 28, 2025: 15% of Line 1, 2, and 3 and 100% of Line 4 (*shown above*)
- November 17, 2025: balance of your 2025 aid payments

County and Municipal Aid

Under state law, the county and municipal aid paid to each county and municipality must be equal to the amount determined in 2012 (sec. 79.036, Wis. Stats.) and adjusted for fallen protective services insurance reimbursement (sec. 79.036(4), Wis. Stats.).

County and Municipal Aid Calculation	
1. Prior year county and municipal aid	\$110,045.66
2. Increase due to sales tax revenue, including adjustments (<i>district changes</i>)	\$2,531.05
3. Fallen protective services insurance adjustment	-\$8.13
4. Fallen protective services insurance reimbursement (<i>reported to DOR</i>)	\$0.00
5. Total County and Municipal Aid (sum of Lines 1-4)	\$112,568.58

Utility Aid

- Under state law, utility aid is distributed to each county and municipality where tax-exempt utility property is located (sec. 79.04, Wis. Stats.)
- Utility companies report utility property information to DOR annually
- DOR uses the provided information to accurately calculate utility aid (*shown below*)

Utility Aid Calculation	
1. Net book value, <i>as of December 31, 2024 (including expected additions/retirements)</i>	\$0.00
2. Total net book value payment	\$0.00
3. Minimum payment	\$0.00
4. Megawatt capacity	0.0
5. Megawatt capacity payment	\$0.00
6. Closed/decommissioned production plant (phased down) payment	\$0.00
7. Subtotal (<i>sum of Lines 2, 3, 5 and 6</i>)	\$0.00
8. Population cap	\$205,275.00
9. Adjusted subtotal (<i>lesser of Line 7 or Line 8</i>)	\$0.00
10. Adjacent site incentive payment	\$0.00
11. Baseload incentive payment	\$0.00
12. Co-generation incentive payment	\$0.00
13. Alternative energy incentive payment	\$0.00
14. Total incentive payments (<i>sum of Lines 10 through 13</i>)	\$0.00
15. Spent nuclear fuel payment	\$0.00
16. Total Utility Aid – this is the utility aid payment listed on the front of the estimate (<i>sum of Lines 9, 14 and 15</i>)	\$0.00

Supplemental County and Municipal Aid

- Under state law, supplemental county and municipal aid paid to each county and municipality is determined by 2023 Wisconsin Act 12 (sec. 79.037, Wis. Stats.)
- For detailed information, review [county and municipal aid spreadsheet](#)

Supplemental County and Municipal Aid Calculation	
1. Prior year supplemental county and municipal aid	\$38,135.03
2. Increase due to sales tax revenue including adjustments (<i>district changes</i>)	\$877.11
3. Total Supplemental County and Municipal Aid (<i>sum of Lines 1 and 2</i>)	\$39,012.14

Expenditure Restraint Incentive Program

- Only municipalities are eligible to receive Expenditure Restraint Incentive Program (ERIP) payments
- Under state law, in 2025, each municipality will receive a payment that is equal to the amount of the payment received by the municipality in 2024 (sec. 79.05(4), Wis. Stats., from 2023 WI Act 12 – notwithstanding subs. (2) and (3))

Contact Information

If you have questions, contact us at lgs@wisconsin.gov, (608) 266-8618 or (608) 261-5167.



State of Wisconsin • DEPARTMENT OF REVENUE

DIVISION OF STATE AND LOCAL FINANCE • BUREAU OF LOCAL GOVERNMENT SERVICES • 2135 RIMROCK RD MADISON, WI 53713

Mailing Address:
PO Box 8971 #6-97
Madison WI 53708-8971
Fax: (608) 264-6887
lgs@wisconsin.gov

September 13, 2024

BECKY FREDERICKS
VILLAGE OF HIGHLAND
PO BOX 284
HIGHLAND WI 53543-0284

Notice of Shared Revenue – 2025 Original Estimate

Notice Information

The Wisconsin Department of Revenue (DOR) is providing the **estimated** shared revenue amounts your local government will receive in 2025 under current state law for county and municipal aid, supplemental county and municipal aid, utility aid and the expenditure restraint incentive program. This does not include adjustments, shown on the July and November payment notices.

District	VILLAGE OF HIGHLAND	County	IOWA	Co-muni code	25-136
-----------------	---------------------	---------------	------	---------------------	--------

Estimate Information

For an explanation of each aid payment listed below, review the additional information in this notice.

2025 Original Estimate	
1. County and municipal aid	\$189,092.26
2. Utility aid	\$0.00
3. Supplemental county and municipal aid	\$45,714.32
4. Expenditure restraint incentive program	\$0.00
5. Total Estimated 2025 Payments (sum of Lines 1-4)	\$234,806.58

Payment Information

Your local government will receive two distributions in 2025 :

- July 28, 2025: 15% of Line 1, 2, and 3 and 100% of Line 4 (*shown above*)
- November 17, 2025: balance of your 2025 aid payments

County and Municipal Aid

Under state law, the county and municipal aid paid to each county and municipality must be equal to the amount determined in 2012 (sec. 79.036, Wis. Stats.) and adjusted for fallen protective services insurance reimbursement (sec. 79.036(4), Wis. Stats.).

County and Municipal Aid Calculation	
1. Prior year county and municipal aid	\$184,854.27
2. Increase due to sales tax revenue, including adjustments (<i>district changes</i>)	\$4,251.65
3. Fallen protective services insurance adjustment	-\$13.66
4. Fallen protective services insurance reimbursement (<i>reported to DOR</i>)	\$0.00
5. Total County and Municipal Aid (sum of Lines 1-4)	\$189,092.26

Utility Aid

- Under state law, utility aid is distributed to each county and municipality where tax-exempt utility property is located (sec. 79.04, Wis. Stats.)
- Utility companies report utility property information to DOR annually
- DOR uses the provided information to accurately calculate utility aid (*shown below*)

Utility Aid Calculation	
1. Net book value, <i>as of December 31, 2024 (including expected additions/retirements)</i>	\$0.00
2. Total net book value payment	\$0.00
3. Minimum payment	\$0.00
4. Megawatt capacity	0.0
5. Megawatt capacity payment	\$0.00
6. Closed/decommissioned production plant (phased down) payment	\$0.00
7. Subtotal (<i>sum of Lines 2, 3, 5 and 6</i>)	\$0.00
8. Population cap	\$369,750.00
9. Adjusted subtotal (<i>lesser of Line 7 or Line 8</i>)	\$0.00
10. Adjacent site incentive payment	\$0.00
11. Baseload incentive payment	\$0.00
12. Co-generation incentive payment	\$0.00
13. Alternative energy incentive payment	\$0.00
14. Total incentive payments (<i>sum of Lines 10 through 13</i>)	\$0.00
15. Spent nuclear fuel payment	\$0.00
16. Total Utility Aid – this is the utility aid payment listed on the front of the estimate (<i>sum of Lines 9, 14 and 15</i>)	\$0.00

Supplemental County and Municipal Aid

- Under state law, supplemental county and municipal aid paid to each county and municipality is determined by 2023 Wisconsin Act 12 (sec. 79.037, Wis. Stats.)
- For detailed information, review [county and municipal aid spreadsheet](#)

Supplemental County and Municipal Aid Calculation	
1. Prior year supplemental county and municipal aid	\$44,686.53
2. Increase due to sales tax revenue including adjustments (<i>district changes</i>)	\$1,027.79
3. Total Supplemental County and Municipal Aid (<i>sum of Lines 1 and 2</i>)	\$45,714.32

Expenditure Restraint Incentive Program

- Only municipalities are eligible to receive Expenditure Restraint Incentive Program (ERIP) payments
- Under state law, in 2025, each municipality will receive a payment that is equal to the amount of the payment received by the municipality in 2024 (sec. 79.05(4), Wis. Stats., from 2023 WI Act 12 – notwithstanding subs. (2) and (3))

Contact Information

If you have questions, contact us at lgs@wisconsin.gov, (608) 266-8618 or (608) 261-5167.



State of Wisconsin • DEPARTMENT OF REVENUE

DIVISION OF STATE AND LOCAL FINANCE • BUREAU OF LOCAL GOVERNMENT SERVICES • 2135 RIMROCK RD MADISON, WI 53713

Mailing Address:
PO Box 8971 #6-97
Madison WI 53708-8971
Fax: (608) 264-6887
lgs@wisconsin.gov

September 13, 2024

HOLLY DEWITT
VILLAGE OF HOLLANDALE
PO BOX 55
HOLLANDALE WI 53544

Notice of Shared Revenue – 2025 Original Estimate

Notice Information

The Wisconsin Department of Revenue (DOR) is providing the **estimated** shared revenue amounts your local government will receive in 2025 under current state law for county and municipal aid, supplemental county and municipal aid, utility aid and the expenditure restraint incentive program. This does not include adjustments, shown on the July and November payment notices.

District	VILLAGE OF HOLLANDALE	County	IOWA	Co-muni code	25-137
-----------------	-----------------------	---------------	------	---------------------	--------

Estimate Information

For an explanation of each aid payment listed below, review the additional information in this notice.

2025 Original Estimate	
1. County and municipal aid	\$70,891.82
2. Utility aid	\$0.00
3. Supplemental county and municipal aid	\$35,934.91
4. Expenditure restraint incentive program	\$0.00
5. Total Estimated 2025 Payments (sum of Lines 1-4)	\$106,826.73

Payment Information

Your local government will receive two distributions in 2025 :

- July 28, 2025: 15% of Line 1, 2, and 3 and 100% of Line 4 (*shown above*)
- November 17, 2025: balance of your 2025 aid payments

County and Municipal Aid

Under state law, the county and municipal aid paid to each county and municipality must be equal to the amount determined in 2012 (sec. 79.036, Wis. Stats.) and adjusted for fallen protective services insurance reimbursement (sec. 79.036(4), Wis. Stats.).

County and Municipal Aid Calculation	
1. Prior year county and municipal aid	\$69,302.97
2. Increase due to sales tax revenue, including adjustments (<i>district changes</i>)	\$1,593.97
3. Fallen protective services insurance adjustment	-\$5.12
4. Fallen protective services insurance reimbursement (<i>reported to DOR</i>)	\$0.00
5. Total County and Municipal Aid (sum of Lines 1-4)	\$70,891.82

Utility Aid

- Under state law, utility aid is distributed to each county and municipality where tax-exempt utility property is located (sec. 79.04, Wis. Stats.)
- Utility companies report utility property information to DOR annually
- DOR uses the provided information to accurately calculate utility aid (*shown below*)

Utility Aid Calculation	
1. Net book value, <i>as of December 31, 2024 (including expected additions/retirements)</i>	\$0.00
2. Total net book value payment	\$0.00
3. Minimum payment	\$0.00
4. Megawatt capacity	0.0
5. Megawatt capacity payment	\$0.00
6. Closed/decommissioned production plant (phased down) payment	\$0.00
7. Subtotal (<i>sum of Lines 2, 3, 5 and 6</i>)	\$0.00
8. Population cap	\$127,500.00
9. Adjusted subtotal (<i>lesser of Line 7 or Line 8</i>)	\$0.00
10. Adjacent site incentive payment	\$0.00
11. Baseload incentive payment	\$0.00
12. Co-generation incentive payment	\$0.00
13. Alternative energy incentive payment	\$0.00
14. Total incentive payments (<i>sum of Lines 10 through 13</i>)	\$0.00
15. Spent nuclear fuel payment	\$0.00
16. Total Utility Aid – this is the utility aid payment listed on the front of the estimate (<i>sum of Lines 9, 14 and 15</i>)	\$0.00

Supplemental County and Municipal Aid

- Under state law, supplemental county and municipal aid paid to each county and municipality is determined by 2023 Wisconsin Act 12 (sec. 79.037, Wis. Stats.)
- For detailed information, review [county and municipal aid spreadsheet](#)

Supplemental County and Municipal Aid Calculation	
1. Prior year supplemental county and municipal aid	\$35,126.99
2. Increase due to sales tax revenue including adjustments (<i>district changes</i>)	\$807.92
3. Total Supplemental County and Municipal Aid (<i>sum of Lines 1 and 2</i>)	\$35,934.91

Expenditure Restraint Incentive Program

- Only municipalities are eligible to receive Expenditure Restraint Incentive Program (ERIP) payments
- Under state law, in 2025, each municipality will receive a payment that is equal to the amount of the payment received by the municipality in 2024 (sec. 79.05(4), Wis. Stats., from 2023 WI Act 12 – notwithstanding subs. (2) and (3))

Contact Information

If you have questions, contact us at lgs@wisconsin.gov, (608) 266-8618 or (608) 261-5167.



State of Wisconsin • DEPARTMENT OF REVENUE

DIVISION OF STATE AND LOCAL FINANCE • BUREAU OF LOCAL GOVERNMENT SERVICES • 2135 RIMROCK RD MADISON, WI 53713

Mailing Address:
PO Box 8971 #6-97
Madison WI 53708-8971
Fax: (608) 264-6887
lgs@wisconsin.gov

September 13, 2024

SUSAN LINDNER
VILLAGE OF LINDEN
PO BOX 469
LINDEN WI 53553-0469

Notice of Shared Revenue – 2025 Original Estimate

Notice Information

The Wisconsin Department of Revenue (DOR) is providing the **estimated** shared revenue amounts your local government will receive in 2025 under current state law for county and municipal aid, supplemental county and municipal aid, utility aid and the expenditure restraint incentive program. This does not include adjustments, shown on the July and November payment notices.

District	VILLAGE OF LINDEN	County	IOWA	Co-muni code	25-146
-----------------	-------------------	---------------	------	---------------------	--------

Estimate Information

For an explanation of each aid payment listed below, review the additional information in this notice.

2025 Original Estimate	
1. County and municipal aid	\$174,146.38
2. Utility aid	\$0.00
3. Supplemental county and municipal aid	\$39,373.10
4. Expenditure restraint incentive program	\$0.00
5. Total Estimated 2025 Payments (sum of Lines 1-4)	\$213,519.48

Payment Information

Your local government will receive two distributions in 2025 :

- July 28, 2025: 15% of Line 1, 2, and 3 and 100% of Line 4 (*shown above*)
- November 17, 2025: balance of your 2025 aid payments

County and Municipal Aid

Under state law, the county and municipal aid paid to each county and municipality must be equal to the amount determined in 2012 (sec. 79.036, Wis. Stats.) and adjusted for fallen protective services insurance reimbursement (sec. 79.036(4), Wis. Stats.).

County and Municipal Aid Calculation	
1. Prior year county and municipal aid	\$170,243.36
2. Increase due to sales tax revenue, including adjustments (<i>district changes</i>)	\$3,915.60
3. Fallen protective services insurance adjustment	-\$12.58
4. Fallen protective services insurance reimbursement (<i>reported to DOR</i>)	\$0.00
5. Total County and Municipal Aid (sum of Lines 1-4)	\$174,146.38

Utility Aid

- Under state law, utility aid is distributed to each county and municipality where tax-exempt utility property is located (sec. 79.04, Wis. Stats.)
- Utility companies report utility property information to DOR annually
- DOR uses the provided information to accurately calculate utility aid (*shown below*)

Utility Aid Calculation	
1. Net book value, <i>as of December 31, 2024 (including expected additions/retirements)</i>	\$0.00
2. Total net book value payment	\$0.00
3. Minimum payment	\$0.00
4. Megawatt capacity	0.0
5. Megawatt capacity payment	\$0.00
6. Closed/decommissioned production plant (phased down) payment	\$0.00
7. Subtotal (<i>sum of Lines 2, 3, 5 and 6</i>)	\$0.00
8. Population cap	\$210,375.00
9. Adjusted subtotal (<i>lesser of Line 7 or Line 8</i>)	\$0.00
10. Adjacent site incentive payment	\$0.00
11. Baseload incentive payment	\$0.00
12. Co-generation incentive payment	\$0.00
13. Alternative energy incentive payment	\$0.00
14. Total incentive payments (<i>sum of Lines 10 through 13</i>)	\$0.00
15. Spent nuclear fuel payment	\$0.00
16. Total Utility Aid – this is the utility aid payment listed on the front of the estimate (<i>sum of Lines 9, 14 and 15</i>)	\$0.00

Supplemental County and Municipal Aid

- Under state law, supplemental county and municipal aid paid to each county and municipality is determined by 2023 Wisconsin Act 12 (sec. 79.037, Wis. Stats.)
- For detailed information, review [county and municipal aid spreadsheet](#)

Supplemental County and Municipal Aid Calculation	
1. Prior year supplemental county and municipal aid	\$38,487.88
2. Increase due to sales tax revenue including adjustments (<i>district changes</i>)	\$885.22
3. Total Supplemental County and Municipal Aid (<i>sum of Lines 1 and 2</i>)	\$39,373.10

Expenditure Restraint Incentive Program

- Only municipalities are eligible to receive Expenditure Restraint Incentive Program (ERIP) payments
- Under state law, in 2025, each municipality will receive a payment that is equal to the amount of the payment received by the municipality in 2024 (sec. 79.05(4), Wis. Stats., from 2023 WI Act 12 – notwithstanding subs. (2) and (3))

Contact Information

If you have questions, contact us at lgs@wisconsin.gov, (608) 266-8618 or (608) 261-5167.



State of Wisconsin • DEPARTMENT OF REVENUE

DIVISION OF STATE AND LOCAL FINANCE • BUREAU OF LOCAL GOVERNMENT SERVICES • 2135 RIMROCK RD MADISON, WI 53713

Mailing Address:
PO Box 8971 #6-97
Madison WI 53708-8971
Fax: (608) 264-6887
lgs@wisconsin.gov

September 13, 2024

COLLEEN INGWELL
VILLAGE OF REWEY
218 WEST ST, PO BOX 33
REWEY WI 53580-0033

Notice of Shared Revenue – 2025 Original Estimate

Notice Information

The Wisconsin Department of Revenue (DOR) is providing the **estimated** shared revenue amounts your local government will receive in 2025 under current state law for county and municipal aid, supplemental county and municipal aid, utility aid and the expenditure restraint incentive program. This does not include adjustments, shown on the July and November payment notices.

District	VILLAGE OF REWEY	County	IOWA	Co-muni code	25-176
-----------------	------------------	---------------	------	---------------------	--------

Estimate Information

For an explanation of each aid payment listed below, review the additional information in this notice.

2025 Original Estimate	
1. County and municipal aid	\$64,136.97
2. Utility aid	\$760.54
3. Supplemental county and municipal aid	\$35,109.62
4. Expenditure restraint incentive program	\$0.00
5. Total Estimated 2025 Payments (sum of Lines 1-4)	\$100,007.13

Payment Information

Your local government will receive two distributions in 2025 :

- July 28, 2025: 15% of Line 1, 2, and 3 and 100% of Line 4 (*shown above*)
- November 17, 2025: balance of your 2025 aid payments

County and Municipal Aid

Under state law, the county and municipal aid paid to each county and municipality must be equal to the amount determined in 2012 (sec. 79.036, Wis. Stats.) and adjusted for fallen protective services insurance reimbursement (sec. 79.036(4), Wis. Stats.).

County and Municipal Aid Calculation	
1. Prior year county and municipal aid	\$62,699.51
2. Increase due to sales tax revenue, including adjustments (<i>district changes</i>)	\$1,442.09
3. Fallen protective services insurance adjustment	-\$4.63
4. Fallen protective services insurance reimbursement (<i>reported to DOR</i>)	\$0.00
5. Total County and Municipal Aid (sum of Lines 1-4)	\$64,136.97

Utility Aid

- Under state law, utility aid is distributed to each county and municipality where tax-exempt utility property is located (sec. 79.04, Wis. Stats.)
- Utility companies report utility property information to DOR annually
- DOR uses the provided information to accurately calculate utility aid (*shown below*)

Utility Aid Calculation	
1. Net book value, as of December 31, 2024 (including expected additions/retirements)	\$126,757.00
2. Total net book value payment	\$760.54
3. Minimum payment	\$0.00
4. Megawatt capacity	0.0
5. Megawatt capacity payment	\$0.00
6. Closed/decommissioned production plant (phased down) payment	\$0.00
7. Subtotal (sum of Lines 2, 3, 5 and 6)	\$760.54
8. Population cap	\$109,225.00
9. Adjusted subtotal (lesser of Line 7 or Line 8)	\$760.54
10. Adjacent site incentive payment	\$0.00
11. Baseload incentive payment	\$0.00
12. Co-generation incentive payment	\$0.00
13. Alternative energy incentive payment	\$0.00
14. Total incentive payments (sum of Lines 10 through 13)	\$0.00
15. Spent nuclear fuel payment	\$0.00
16. Total Utility Aid – this is the utility aid payment listed on the front of the estimate (sum of Lines 9, 14 and 15)	\$760.54

Supplemental County and Municipal Aid

- Under state law, supplemental county and municipal aid paid to each county and municipality is determined by 2023 Wisconsin Act 12 (sec. 79.037, Wis. Stats.)
- For detailed information, review [county and municipal aid spreadsheet](#)

Supplemental County and Municipal Aid Calculation	
1. Prior year supplemental county and municipal aid	\$34,320.25
2. Increase due to sales tax revenue including adjustments (<i>district changes</i>)	\$789.37
3. Total Supplemental County and Municipal Aid (sum of Lines 1 and 2)	\$35,109.62

Expenditure Restraint Incentive Program

- Only municipalities are eligible to receive Expenditure Restraint Incentive Program (ERIP) payments
- Under state law, in 2025, each municipality will receive a payment that is equal to the amount of the payment received by the municipality in 2024 (sec. 79.05(4), Wis. Stats., from 2023 WI Act 12 – notwithstanding subs. (2) and (3))

Contact Information

If you have questions, contact us at lgs@wisconsin.gov, (608) 266-8618 or (608) 261-5167.



State of Wisconsin • DEPARTMENT OF REVENUE

DIVISION OF STATE AND LOCAL FINANCE • BUREAU OF LOCAL GOVERNMENT SERVICES • 2135 RIMROCK RD MADISON, WI 53713

Mailing Address:
PO Box 8971 #6-97
Madison WI 53708-8971
Fax: (608) 264-6887
lgs@wisconsin.gov

September 13, 2024

LORI PHELAN
VILLAGE OF RIDGEWAY
208 JARVIS ST, SUITE A
RIDGEWAY WI 53582

Notice of Shared Revenue – 2025 Original Estimate

Notice Information

The Wisconsin Department of Revenue (DOR) is providing the **estimated** shared revenue amounts your local government will receive in 2025 under current state law for county and municipal aid, supplemental county and municipal aid, utility aid and the expenditure restraint incentive program. This does not include adjustments, shown on the July and November payment notices.

District	VILLAGE OF RIDGEWAY	County	IOWA	Co-muni code	25-177
-----------------	---------------------	---------------	------	---------------------	--------

Estimate Information

For an explanation of each aid payment listed below, review the additional information in this notice.

2025 Original Estimate	
1. County and municipal aid	\$128,343.77
2. Utility aid	\$0.00
3. Supplemental county and municipal aid	\$41,762.14
4. Expenditure restraint incentive program	\$12,324.17
5. Total Estimated 2025 Payments (sum of Lines 1-4)	\$182,430.08

Payment Information

Your local government will receive two distributions in 2025 :

- July 28, 2025: 15% of Line 1, 2, and 3 and 100% of Line 4 (*shown above*)
- November 17, 2025: balance of your 2025 aid payments

County and Municipal Aid

Under state law, the county and municipal aid paid to each county and municipality must be equal to the amount determined in 2012 (sec. 79.036, Wis. Stats.) and adjusted for fallen protective services insurance reimbursement (sec. 79.036(4), Wis. Stats.).

County and Municipal Aid Calculation	
1. Prior year county and municipal aid	\$125,467.29
2. Increase due to sales tax revenue, including adjustments (<i>district changes</i>)	\$2,885.75
3. Fallen protective services insurance adjustment	-\$9.27
4. Fallen protective services insurance reimbursement (<i>reported to DOR</i>)	\$0.00
5. Total County and Municipal Aid (sum of Lines 1-4)	\$128,343.77

Utility Aid

- Under state law, utility aid is distributed to each county and municipality where tax-exempt utility property is located (sec. 79.04, Wis. Stats.)
- Utility companies report utility property information to DOR annually
- DOR uses the provided information to accurately calculate utility aid (*shown below*)

Utility Aid Calculation	
1. Net book value, as of December 31, 2024 (including expected additions/retirements)	\$0.00
2. Total net book value payment	\$0.00
3. Minimum payment	\$0.00
4. Megawatt capacity	0.0
5. Megawatt capacity payment	\$0.00
6. Closed/decommissioned production plant (phased down) payment	\$0.00
7. Subtotal (sum of Lines 2, 3, 5 and 6)	\$0.00
8. Population cap	\$283,475.00
9. Adjusted subtotal (lesser of Line 7 or Line 8)	\$0.00
10. Adjacent site incentive payment	\$0.00
11. Baseload incentive payment	\$0.00
12. Co-generation incentive payment	\$0.00
13. Alternative energy incentive payment	\$0.00
14. Total incentive payments (sum of Lines 10 through 13)	\$0.00
15. Spent nuclear fuel payment	\$0.00
16. Total Utility Aid – this is the utility aid payment listed on the front of the estimate (sum of Lines 9, 14 and 15)	\$0.00

Supplemental County and Municipal Aid

- Under state law, supplemental county and municipal aid paid to each county and municipality is determined by 2023 Wisconsin Act 12 (sec. 79.037, Wis. Stats.)
- For detailed information, review [county and municipal aid spreadsheet](#)

Supplemental County and Municipal Aid Calculation	
1. Prior year supplemental county and municipal aid	\$40,823.21
2. Increase due to sales tax revenue including adjustments (<i>district changes</i>)	\$938.93
3. Total Supplemental County and Municipal Aid (sum of Lines 1 and 2)	\$41,762.14

Expenditure Restraint Incentive Program

- Only municipalities are eligible to receive Expenditure Restraint Incentive Program (ERIP) payments
- Under state law, in 2025, each municipality will receive a payment that is equal to the amount of the payment received by the municipality in 2024 (sec. 79.05(4), Wis. Stats., from 2023 WI Act 12 – notwithstanding subs. (2) and (3))

Contact Information

If you have questions, contact us at lgs@wisconsin.gov, (608) 266-8618 or (608) 261-5167.



State of Wisconsin • DEPARTMENT OF REVENUE

DIVISION OF STATE AND LOCAL FINANCE • BUREAU OF LOCAL GOVERNMENT SERVICES • 2135 RIMROCK RD MADISON, WI 53713

Mailing Address:
PO Box 8971 #6-97
Madison WI 53708-8971
Fax: (608) 264-6887
lgs@wisconsin.gov

September 13, 2024

LAUREE AULIK
CITY OF DODGEVILLE
100 E FOUNTAIN ST
DODGEVILLE WI 53533-1750

Notice of Shared Revenue – 2025 Original Estimate

Notice Information

The Wisconsin Department of Revenue (DOR) is providing the **estimated** shared revenue amounts your local government will receive in 2025 under current state law for county and municipal aid, supplemental county and municipal aid, utility aid and the expenditure restraint incentive program. This does not include adjustments, shown on the July and November payment notices.

District	CITY OF DODGEVILLE	County	IOWA	Co-muni code	25-216
-----------------	--------------------	---------------	------	---------------------	--------

Estimate Information

For an explanation of each aid payment listed below, review the additional information in this notice.

2025 Original Estimate	
1. County and municipal aid	\$159,473.88
2. Utility aid	\$15,972.71
3. Supplemental county and municipal aid	\$143,355.41
4. Expenditure restraint incentive program	\$68,177.14
5. Total Estimated 2025 Payments (sum of Lines 1-4)	\$386,979.14

Payment Information

Your local government will receive two distributions in 2025 :

- July 28, 2025: 15% of Line 1, 2, and 3 and 100% of Line 4 (*shown above*)
- November 17, 2025: balance of your 2025 aid payments

County and Municipal Aid

Under state law, the county and municipal aid paid to each county and municipality must be equal to the amount determined in 2012 (sec. 79.036, Wis. Stats.) and adjusted for fallen protective services insurance reimbursement (sec. 79.036(4), Wis. Stats.).

County and Municipal Aid Calculation	
1. Prior year county and municipal aid	\$155,899.71
2. Increase due to sales tax revenue, including adjustments (<i>district changes</i>)	\$3,585.69
3. Fallen protective services insurance adjustment	-\$11.52
4. Fallen protective services insurance reimbursement (<i>reported to DOR</i>)	\$0.00
5. Total County and Municipal Aid (sum of Lines 1-4)	\$159,473.88

Utility Aid

- Under state law, utility aid is distributed to each county and municipality where tax-exempt utility property is located (sec. 79.04, Wis. Stats.)
- Utility companies report utility property information to DOR annually
- DOR uses the provided information to accurately calculate utility aid (*shown below*)

Utility Aid Calculation	
1. Net book value, <i>as of December 31, 2024 (including expected additions/retirements)</i>	\$2,662,119.00
2. Total net book value payment	\$15,972.71
3. Minimum payment	\$0.00
4. Megawatt capacity	0.0
5. Megawatt capacity payment	\$0.00
6. Closed/decommissioned production plant (phased down) payment	\$0.00
7. Subtotal (<i>sum of Lines 2, 3, 5 and 6</i>)	\$15,972.71
8. Population cap	\$2,177,275.00
9. Adjusted subtotal (<i>lesser of Line 7 or Line 8</i>)	\$15,972.71
10. Adjacent site incentive payment	\$0.00
11. Baseload incentive payment	\$0.00
12. Co-generation incentive payment	\$0.00
13. Alternative energy incentive payment	\$0.00
14. Total incentive payments (<i>sum of Lines 10 through 13</i>)	\$0.00
15. Spent nuclear fuel payment	\$0.00
16. Total Utility Aid – this is the utility aid payment listed on the front of the estimate (<i>sum of Lines 9, 14 and 15</i>)	\$15,972.71

Supplemental County and Municipal Aid

- Under state law, supplemental county and municipal aid paid to each county and municipality is determined by 2023 Wisconsin Act 12 (sec. 79.037, Wis. Stats.)
- For detailed information, review [county and municipal aid spreadsheet](#)

Supplemental County and Municipal Aid Calculation	
1. Prior year supplemental county and municipal aid	\$140,132.37
2. Increase due to sales tax revenue including adjustments (<i>district changes</i>)	\$3,223.04
3. Total Supplemental County and Municipal Aid (<i>sum of Lines 1 and 2</i>)	\$143,355.41

Expenditure Restraint Incentive Program

- Only municipalities are eligible to receive Expenditure Restraint Incentive Program (ERIP) payments
- Under state law, in 2025, each municipality will receive a payment that is equal to the amount of the payment received by the municipality in 2024 (sec. 79.05(4), Wis. Stats., from 2023 WI Act 12 – notwithstanding subs. (2) and (3))

Contact Information

If you have questions, contact us at lgs@wisconsin.gov, (608) 266-8618 or (608) 261-5167.



State of Wisconsin • DEPARTMENT OF REVENUE

DIVISION OF STATE AND LOCAL FINANCE • BUREAU OF LOCAL GOVERNMENT SERVICES • 2135 RIMROCK RD MADISON, WI 53713

Mailing Address:
PO Box 8971 #6-97
Madison WI 53708-8971
Fax: (608) 264-6887
lgs@wisconsin.gov

September 13, 2024

CHRISTY SKELDING
CITY OF MINERAL POINT
137 HIGH ST SUITE 1
MINERAL POINT WI 53565-1387

Notice of Shared Revenue – 2025 Original Estimate

Notice Information

The Wisconsin Department of Revenue (DOR) is providing the **estimated** shared revenue amounts your local government will receive in 2025 under current state law for county and municipal aid, supplemental county and municipal aid, utility aid and the expenditure restraint incentive program. This does not include adjustments, shown on the July and November payment notices.

District	CITY OF MINERAL POINT	County	IOWA	Co-muni code	25-251
-----------------	-----------------------	---------------	------	---------------------	--------

Estimate Information

For an explanation of each aid payment listed below, review the additional information in this notice.

2025 Original Estimate	
1. County and municipal aid	\$311,947.43
2. Utility aid	\$9,483.52
3. Supplemental county and municipal aid	\$75,045.02
4. Expenditure restraint incentive program	\$25,973.41
5. Total Estimated 2025 Payments (sum of Lines 1-4)	\$422,449.38

Payment Information

Your local government will receive two distributions in 2025 :

- July 28, 2025: 15% of Line 1, 2, and 3 and 100% of Line 4 (*shown above*)
- November 17, 2025: balance of your 2025 aid payments

County and Municipal Aid

Under state law, the county and municipal aid paid to each county and municipality must be equal to the amount determined in 2012 (sec. 79.036, Wis. Stats.) and adjusted for fallen protective services insurance reimbursement (sec. 79.036(4), Wis. Stats.).

County and Municipal Aid Calculation	
1. Prior year county and municipal aid	\$304,955.98
2. Increase due to sales tax revenue, including adjustments (<i>district changes</i>)	\$7,013.99
3. Fallen protective services insurance adjustment	-\$22.54
4. Fallen protective services insurance reimbursement (<i>reported to DOR</i>)	\$0.00
5. Total County and Municipal Aid (sum of Lines 1-4)	\$311,947.43

Utility Aid

- Under state law, utility aid is distributed to each county and municipality where tax-exempt utility property is located (sec. 79.04, Wis. Stats.)
- Utility companies report utility property information to DOR annually
- DOR uses the provided information to accurately calculate utility aid (*shown below*)

Utility Aid Calculation	
1. Net book value, <i>as of December 31, 2024 (including expected additions/retirements)</i>	\$1,580,586.00
2. Total net book value payment	\$9,483.52
3. Minimum payment	\$0.00
4. Megawatt capacity	0.0
5. Megawatt capacity payment	\$0.00
6. Closed/decommissioned production plant (phased down) payment	\$0.00
7. Subtotal (<i>sum of Lines 2, 3, 5 and 6</i>)	\$9,483.52
8. Population cap	\$1,092,675.00
9. Adjusted subtotal (<i>lesser of Line 7 or Line 8</i>)	\$9,483.52
10. Adjacent site incentive payment	\$0.00
11. Baseload incentive payment	\$0.00
12. Co-generation incentive payment	\$0.00
13. Alternative energy incentive payment	\$0.00
14. Total incentive payments (<i>sum of Lines 10 through 13</i>)	\$0.00
15. Spent nuclear fuel payment	\$0.00
16. Total Utility Aid – this is the utility aid payment listed on the front of the estimate (<i>sum of Lines 9, 14 and 15</i>)	\$9,483.52

Supplemental County and Municipal Aid

- Under state law, supplemental county and municipal aid paid to each county and municipality is determined by 2023 Wisconsin Act 12 (sec. 79.037, Wis. Stats.)
- For detailed information, review [county and municipal aid spreadsheet](#)

Supplemental County and Municipal Aid Calculation	
1. Prior year supplemental county and municipal aid	\$73,357.79
2. Increase due to sales tax revenue including adjustments (<i>district changes</i>)	\$1,687.23
3. Total Supplemental County and Municipal Aid (<i>sum of Lines 1 and 2</i>)	\$75,045.02

Expenditure Restraint Incentive Program

- Only municipalities are eligible to receive Expenditure Restraint Incentive Program (ERIP) payments
- Under state law, in 2025, each municipality will receive a payment that is equal to the amount of the payment received by the municipality in 2024 (sec. 79.05(4), Wis. Stats., from 2023 WI Act 12 – notwithstanding subs. (2) and (3))

Contact Information

If you have questions, contact us at lgs@wisconsin.gov, (608) 266-8618 or (608) 261-5167.



State of Wisconsin • DEPARTMENT OF REVENUE

DIVISION OF STATE AND LOCAL FINANCE • BUREAU OF LOCAL GOVERNMENT SERVICES • 2135 RIMROCK RD MADISON, WI 53713

Mailing Address:
PO Box 8971 #6-97
Madison WI 53708-8971
Fax: (608) 264-6887
lgs@wisconsin.gov

September 13, 2024

KRISTY SPURLEY
COUNTY OF IOWA
222 N IOWA ST, STE. 102
DODGEVILLE WI 53533-1557

Notice of Shared Revenue – 2025 Original Estimate

Notice Information

The Wisconsin Department of Revenue (DOR) is providing the **estimated** shared revenue amounts your local government will receive in 2025 under current state law for county and municipal aid, supplemental county and municipal aid, utility aid and the expenditure restraint incentive program. This does not include adjustments, shown on the July and November payment notices.

District	COUNTY OF IOWA	County	IOWA	Co-muni code	25-999
-----------------	----------------	---------------	------	---------------------	--------

Estimate Information

For an explanation of each aid payment listed below, review the additional information in this notice.

2025 Original Estimate	
1. County and municipal aid	\$119,525.64
2. Utility aid	\$1,267,090.89
3. Supplemental county and municipal aid	\$333,310.04
4. Expenditure restraint incentive program	\$0.00
5. Total Estimated 2025 Payments (sum of Lines 1-4)	\$1,719,926.57

Payment Information

Your local government will receive two distributions in 2025 :

- July 28, 2025: 15% of Line 1, 2, and 3 and 100% of Line 4 (*shown above*)
- November 17, 2025: balance of your 2025 aid payments

County and Municipal Aid

Under state law, the county and municipal aid paid to each county and municipality must be equal to the amount determined in 2012 (sec. 79.036, Wis. Stats.) and adjusted for fallen protective services insurance reimbursement (sec. 79.036(4), Wis. Stats.).

County and Municipal Aid Calculation	
1. Prior year county and municipal aid	\$116,846.80
2. Increase due to sales tax revenue, including adjustments (<i>district changes</i>)	\$2,687.48
3. Fallen protective services insurance adjustment	-\$8.64
4. Fallen protective services insurance reimbursement (<i>reported to DOR</i>)	\$0.00
5. Total County and Municipal Aid (sum of Lines 1-4)	\$119,525.64

Utility Aid

- Under state law, utility aid is distributed to each county and municipality where tax-exempt utility property is located (sec. 79.04, Wis. Stats.)
- Utility companies report utility property information to DOR annually
- DOR uses the provided information to accurately calculate utility aid (*shown below*)

Utility Aid Calculation	
1. Net book value, <i>as of December 31, 2024 (including expected additions/retirements)</i>	\$71,727,787.00
2. Total net book value payment	\$417,090.91
3. Minimum payment	\$0.00
4. Megawatt capacity	300.0
5. Megawatt capacity payment	\$399,999.98
6. Closed/decommissioned production plant (phased down) payment	\$0.00
7. Subtotal (<i>sum of Lines 2, 3, 5 and 6</i>)	\$817,090.89
8. Population cap	\$3,006,625.00
9. Adjusted subtotal (<i>lesser of Line 7 or Line 8</i>)	\$817,090.89
10. Adjacent site incentive payment	\$0.00
11. Baseload incentive payment	\$0.00
12. Co-generation incentive payment	\$0.00
13. Alternative energy incentive payment	\$450,000.00
14. Total incentive payments (<i>sum of Lines 10 through 13</i>)	\$450,000.00
15. Spent nuclear fuel payment	\$0.00
16. Total Utility Aid – this is the utility aid payment listed on the front of the estimate (<i>sum of Lines 9, 14 and 15</i>)	\$1,267,090.89

Supplemental County and Municipal Aid

- Under state law, supplemental county and municipal aid paid to each county and municipality is determined by 2023 Wisconsin Act 12 (sec. 79.037, Wis. Stats.)
- For detailed information, review [county and municipal aid spreadsheet](#)

Supplemental County and Municipal Aid Calculation	
1. Prior year supplemental county and municipal aid	\$325,816.27
2. Increase due to sales tax revenue including adjustments (<i>district changes</i>)	\$7,493.77
3. Total Supplemental County and Municipal Aid (<i>sum of Lines 1 and 2</i>)	\$333,310.04

Expenditure Restraint Incentive Program

- Only municipalities are eligible to receive Expenditure Restraint Incentive Program (ERIP) payments
- Under state law, in 2025, each municipality will receive a payment that is equal to the amount of the payment received by the municipality in 2024 (sec. 79.05(4), Wis. Stats., from 2023 WI Act 12 – notwithstanding subs. (2) and (3))

Contact Information

If you have questions, contact us at lgs@wisconsin.gov, (608) 266-8618 or (608) 261-5167.



State of Wisconsin • DEPARTMENT OF REVENUE

DIVISION OF STATE AND LOCAL FINANCE • BUREAU OF LOCAL GOVERNMENT SERVICES • 2135 RIMROCK RD MADISON, WI 53713

Mailing Address:
PO Box 8971 #6-97
Madison WI 53708-8971
Fax: (608) 264-6887
lgs@wisconsin.gov

September 13, 2024

ANNA LARDINOIS
TOWN OF ANDERSON
10886 N HWY 122
UPSON WI 54565

Notice of Shared Revenue – 2025 Original Estimate

Notice Information

The Wisconsin Department of Revenue (DOR) is providing the **estimated** shared revenue amounts your local government will receive in 2025 under current state law for county and municipal aid, supplemental county and municipal aid, utility aid and the expenditure restraint incentive program. This does not include adjustments, shown on the July and November payment notices.

District	TOWN OF ANDERSON	County	IRON	Co-muni code	26-002
-----------------	------------------	---------------	------	---------------------	--------

Estimate Information

For an explanation of each aid payment listed below, review the additional information in this notice.

2025 Original Estimate	
1. County and municipal aid	\$11,891.76
2. Utility aid	\$52.90
3. Supplemental county and municipal aid	\$31,618.75
4. Expenditure restraint incentive program	\$0.00
5. Total Estimated 2025 Payments (sum of Lines 1-4)	\$43,563.41

Payment Information

Your local government will receive two distributions in 2025 :

- July 28, 2025: 15% of Line 1, 2, and 3 and 100% of Line 4 (*shown above*)
- November 17, 2025: balance of your 2025 aid payments

County and Municipal Aid

Under state law, the county and municipal aid paid to each county and municipality must be equal to the amount determined in 2012 (sec. 79.036, Wis. Stats.) and adjusted for fallen protective services insurance reimbursement (sec. 79.036(4), Wis. Stats.).

County and Municipal Aid Calculation	
1. Prior year county and municipal aid	\$11,625.24
2. Increase due to sales tax revenue, including adjustments (<i>district changes</i>)	\$267.38
3. Fallen protective services insurance adjustment	-\$0.86
4. Fallen protective services insurance reimbursement (<i>reported to DOR</i>)	\$0.00
5. Total County and Municipal Aid (sum of Lines 1-4)	\$11,891.76

Utility Aid

- Under state law, utility aid is distributed to each county and municipality where tax-exempt utility property is located (sec. 79.04, Wis. Stats.)
- Utility companies report utility property information to DOR annually
- DOR uses the provided information to accurately calculate utility aid (*shown below*)

Utility Aid Calculation	
1. Net book value, <i>as of December 31, 2024 (including expected additions/retirements)</i>	\$17,634.00
2. Total net book value payment	\$52.90
3. Minimum payment	\$0.00
4. Megawatt capacity	0.0
5. Megawatt capacity payment	\$0.00
6. Closed/decommissioned production plant (phased down) payment	\$0.00
7. Subtotal (<i>sum of Lines 2, 3, 5 and 6</i>)	\$52.90
8. Population cap	\$22,525.00
9. Adjusted subtotal (<i>lesser of Line 7 or Line 8</i>)	\$52.90
10. Adjacent site incentive payment	\$0.00
11. Baseload incentive payment	\$0.00
12. Co-generation incentive payment	\$0.00
13. Alternative energy incentive payment	\$0.00
14. Total incentive payments (<i>sum of Lines 10 through 13</i>)	\$0.00
15. Spent nuclear fuel payment	\$0.00
16. Total Utility Aid – this is the utility aid payment listed on the front of the estimate (<i>sum of Lines 9, 14 and 15</i>)	\$52.90

Supplemental County and Municipal Aid

- Under state law, supplemental county and municipal aid paid to each county and municipality is determined by 2023 Wisconsin Act 12 (sec. 79.037, Wis. Stats.)
- For detailed information, review [county and municipal aid spreadsheet](#)

Supplemental County and Municipal Aid Calculation	
1. Prior year supplemental county and municipal aid	\$30,907.87
2. Increase due to sales tax revenue including adjustments (<i>district changes</i>)	\$710.88
3. Total Supplemental County and Municipal Aid (<i>sum of Lines 1 and 2</i>)	\$31,618.75

Expenditure Restraint Incentive Program

- Only municipalities are eligible to receive Expenditure Restraint Incentive Program (ERIP) payments
- Under state law, in 2025, each municipality will receive a payment that is equal to the amount of the payment received by the municipality in 2024 (sec. 79.05(4), Wis. Stats., from 2023 WI Act 12 – notwithstanding subs. (2) and (3))

Contact Information

If you have questions, contact us at lgs@wisconsin.gov, (608) 266-8618 or (608) 261-5167.



State of Wisconsin • DEPARTMENT OF REVENUE

DIVISION OF STATE AND LOCAL FINANCE • BUREAU OF LOCAL GOVERNMENT SERVICES • 2135 RIMROCK RD MADISON, WI 53713

Mailing Address:
PO Box 8971 #6-97
Madison WI 53708-8971
Fax: (608) 264-6887
lgs@wisconsin.gov

September 13, 2024

COURTNEY MASLANKA
TOWN OF CAREY
12005N HAKALA ROAD
HURLEY WI 54534

Notice of Shared Revenue – 2025 Original Estimate

Notice Information

The Wisconsin Department of Revenue (DOR) is providing the **estimated** shared revenue amounts your local government will receive in 2025 under current state law for county and municipal aid, supplemental county and municipal aid, utility aid and the expenditure restraint incentive program. This does not include adjustments, shown on the July and November payment notices.

District	TOWN OF CAREY	County	IRON	Co-muni code	26-004
-----------------	---------------	---------------	------	---------------------	--------

Estimate Information

For an explanation of each aid payment listed below, review the additional information in this notice.

2025 Original Estimate	
1. County and municipal aid	\$15,657.37
2. Utility aid	\$0.00
3. Supplemental county and municipal aid	\$33,630.84
4. Expenditure restraint incentive program	\$0.00
5. Total Estimated 2025 Payments (sum of Lines 1-4)	\$49,288.21

Payment Information

Your local government will receive two distributions in 2025 :

- July 28, 2025: 15% of Line 1, 2, and 3 and 100% of Line 4 (*shown above*)
- November 17, 2025: balance of your 2025 aid payments

County and Municipal Aid

Under state law, the county and municipal aid paid to each county and municipality must be equal to the amount determined in 2012 (sec. 79.036, Wis. Stats.) and adjusted for fallen protective services insurance reimbursement (sec. 79.036(4), Wis. Stats.).

County and Municipal Aid Calculation	
1. Prior year county and municipal aid	\$15,306.45
2. Increase due to sales tax revenue, including adjustments (<i>district changes</i>)	\$352.05
3. Fallen protective services insurance adjustment	-\$1.13
4. Fallen protective services insurance reimbursement (<i>reported to DOR</i>)	\$0.00
5. Total County and Municipal Aid (sum of Lines 1-4)	\$15,657.37

Utility Aid

- Under state law, utility aid is distributed to each county and municipality where tax-exempt utility property is located (sec. 79.04, Wis. Stats.)
- Utility companies report utility property information to DOR annually
- DOR uses the provided information to accurately calculate utility aid (*shown below*)

Utility Aid Calculation	
1. Net book value, <i>as of December 31, 2024 (including expected additions/retirements)</i>	\$0.00
2. Total net book value payment	\$0.00
3. Minimum payment	\$0.00
4. Megawatt capacity	0.0
5. Megawatt capacity payment	\$0.00
6. Closed/decommissioned production plant (phased down) payment	\$0.00
7. Subtotal (<i>sum of Lines 2, 3, 5 and 6</i>)	\$0.00
8. Population cap	\$71,825.00
9. Adjusted subtotal (<i>lesser of Line 7 or Line 8</i>)	\$0.00
10. Adjacent site incentive payment	\$0.00
11. Baseload incentive payment	\$0.00
12. Co-generation incentive payment	\$0.00
13. Alternative energy incentive payment	\$0.00
14. Total incentive payments (<i>sum of Lines 10 through 13</i>)	\$0.00
15. Spent nuclear fuel payment	\$0.00
16. Total Utility Aid – this is the utility aid payment listed on the front of the estimate (<i>sum of Lines 9, 14 and 15</i>)	\$0.00

Supplemental County and Municipal Aid

- Under state law, supplemental county and municipal aid paid to each county and municipality is determined by 2023 Wisconsin Act 12 (sec. 79.037, Wis. Stats.)
- For detailed information, review [county and municipal aid spreadsheet](#)

Supplemental County and Municipal Aid Calculation	
1. Prior year supplemental county and municipal aid	\$32,874.72
2. Increase due to sales tax revenue including adjustments (<i>district changes</i>)	\$756.12
3. Total Supplemental County and Municipal Aid (<i>sum of Lines 1 and 2</i>)	\$33,630.84

Expenditure Restraint Incentive Program

- Only municipalities are eligible to receive Expenditure Restraint Incentive Program (ERIP) payments
- Under state law, in 2025, each municipality will receive a payment that is equal to the amount of the payment received by the municipality in 2024 (sec. 79.05(4), Wis. Stats., from 2023 WI Act 12 – notwithstanding subs. (2) and (3))

Contact Information

If you have questions, contact us at lgs@wisconsin.gov, (608) 266-8618 or (608) 261-5167.



State of Wisconsin • DEPARTMENT OF REVENUE

DIVISION OF STATE AND LOCAL FINANCE • BUREAU OF LOCAL GOVERNMENT SERVICES • 2135 RIMROCK RD MADISON, WI 53713

Mailing Address:
PO Box 8971 #6-97
Madison WI 53708-8971
Fax: (608) 264-6887
lgs@wisconsin.gov

September 13, 2024

CHRISTINA OFSTAD
TOWN OF GURNEY
13831N STATE HIGHWAY 169
SAXON WI 54559-9700

Notice of Shared Revenue – 2025 Original Estimate

Notice Information

The Wisconsin Department of Revenue (DOR) is providing the **estimated** shared revenue amounts your local government will receive in 2025 under current state law for county and municipal aid, supplemental county and municipal aid, utility aid and the expenditure restraint incentive program. This does not include adjustments, shown on the July and November payment notices.

District	TOWN OF GURNEY	County	IRON	Co-muni code	26-006
-----------------	----------------	---------------	------	---------------------	--------

Estimate Information

For an explanation of each aid payment listed below, review the additional information in this notice.

2025 Original Estimate	
1. County and municipal aid	\$26,162.50
2. Utility aid	\$0.00
3. Supplemental county and municipal aid	\$33,183.73
4. Expenditure restraint incentive program	\$0.00
5. Total Estimated 2025 Payments (sum of Lines 1-4)	\$59,346.23

Payment Information

Your local government will receive two distributions in 2025 :

- July 28, 2025: 15% of Line 1, 2, and 3 and 100% of Line 4 (*shown above*)
- November 17, 2025: balance of your 2025 aid payments

County and Municipal Aid

Under state law, the county and municipal aid paid to each county and municipality must be equal to the amount determined in 2012 (sec. 79.036, Wis. Stats.) and adjusted for fallen protective services insurance reimbursement (sec. 79.036(4), Wis. Stats.).

County and Municipal Aid Calculation	
1. Prior year county and municipal aid	\$25,576.14
2. Increase due to sales tax revenue, including adjustments (<i>district changes</i>)	\$588.25
3. Fallen protective services insurance adjustment	-\$1.89
4. Fallen protective services insurance reimbursement (<i>reported to DOR</i>)	\$0.00
5. Total County and Municipal Aid (sum of Lines 1-4)	\$26,162.50

Utility Aid

- Under state law, utility aid is distributed to each county and municipality where tax-exempt utility property is located (sec. 79.04, Wis. Stats.)
- Utility companies report utility property information to DOR annually
- DOR uses the provided information to accurately calculate utility aid (*shown below*)

Utility Aid Calculation	
1. Net book value, <i>as of December 31, 2024 (including expected additions/retirements)</i>	\$0.00
2. Total net book value payment	\$0.00
3. Minimum payment	\$0.00
4. Megawatt capacity	0.0
5. Megawatt capacity payment	\$0.00
6. Closed/decommissioned production plant (phased down) payment	\$0.00
7. Subtotal (<i>sum of Lines 2, 3, 5 and 6</i>)	\$0.00
8. Population cap	\$59,925.00
9. Adjusted subtotal (<i>lesser of Line 7 or Line 8</i>)	\$0.00
10. Adjacent site incentive payment	\$0.00
11. Baseload incentive payment	\$0.00
12. Co-generation incentive payment	\$0.00
13. Alternative energy incentive payment	\$0.00
14. Total incentive payments (<i>sum of Lines 10 through 13</i>)	\$0.00
15. Spent nuclear fuel payment	\$0.00
16. Total Utility Aid – this is the utility aid payment listed on the front of the estimate (<i>sum of Lines 9, 14 and 15</i>)	\$0.00

Supplemental County and Municipal Aid

- Under state law, supplemental county and municipal aid paid to each county and municipality is determined by 2023 Wisconsin Act 12 (sec. 79.037, Wis. Stats.)
- For detailed information, review [county and municipal aid spreadsheet](#)

Supplemental County and Municipal Aid Calculation	
1. Prior year supplemental county and municipal aid	\$32,437.66
2. Increase due to sales tax revenue including adjustments (<i>district changes</i>)	\$746.07
3. Total Supplemental County and Municipal Aid (<i>sum of Lines 1 and 2</i>)	\$33,183.73

Expenditure Restraint Incentive Program

- Only municipalities are eligible to receive Expenditure Restraint Incentive Program (ERIP) payments
- Under state law, in 2025, each municipality will receive a payment that is equal to the amount of the payment received by the municipality in 2024 (sec. 79.05(4), Wis. Stats., from 2023 WI Act 12 – notwithstanding subs. (2) and (3))

Contact Information

If you have questions, contact us at lgs@wisconsin.gov, (608) 266-8618 or (608) 261-5167.



State of Wisconsin • DEPARTMENT OF REVENUE

DIVISION OF STATE AND LOCAL FINANCE • BUREAU OF LOCAL GOVERNMENT SERVICES • 2135 RIMROCK RD MADISON, WI 53713

Mailing Address:
PO Box 8971 #6-97
Madison WI 53708-8971
Fax: (608) 264-6887
lgs@wisconsin.gov

September 13, 2024

IRENE SALZMANN
TOWN OF KIMBALL
7744W WEST NORTH DR
SAXON WI 54559-9402

Notice of Shared Revenue – 2025 Original Estimate

Notice Information

The Wisconsin Department of Revenue (DOR) is providing the **estimated** shared revenue amounts your local government will receive in 2025 under current state law for county and municipal aid, supplemental county and municipal aid, utility aid and the expenditure restraint incentive program. This does not include adjustments, shown on the July and November payment notices.

District	TOWN OF KIMBALL	County	IRON	Co-muni code	26-008
-----------------	-----------------	---------------	------	---------------------	--------

Estimate Information

For an explanation of each aid payment listed below, review the additional information in this notice.

2025 Original Estimate	
1. County and municipal aid	\$72,900.95
2. Utility aid	\$287.32
3. Supplemental county and municipal aid	\$39,184.02
4. Expenditure restraint incentive program	\$0.00
5. Total Estimated 2025 Payments (sum of Lines 1-4)	\$112,372.29

Payment Information

Your local government will receive two distributions in 2025 :

- July 28, 2025: 15% of Line 1, 2, and 3 and 100% of Line 4 (*shown above*)
- November 17, 2025: balance of your 2025 aid payments

County and Municipal Aid

Under state law, the county and municipal aid paid to each county and municipality must be equal to the amount determined in 2012 (sec. 79.036, Wis. Stats.) and adjusted for fallen protective services insurance reimbursement (sec. 79.036(4), Wis. Stats.).

County and Municipal Aid Calculation	
1. Prior year county and municipal aid	\$71,267.08
2. Increase due to sales tax revenue, including adjustments (<i>district changes</i>)	\$1,639.14
3. Fallen protective services insurance adjustment	-\$5.27
4. Fallen protective services insurance reimbursement (<i>reported to DOR</i>)	\$0.00
5. Total County and Municipal Aid (sum of Lines 1-4)	\$72,900.95

Utility Aid

- Under state law, utility aid is distributed to each county and municipality where tax-exempt utility property is located (sec. 79.04, Wis. Stats.)
- Utility companies report utility property information to DOR annually
- DOR uses the provided information to accurately calculate utility aid (*shown below*)

Utility Aid Calculation	
1. Net book value, as of December 31, 2024 (including expected additions/retirements)	\$95,772.00
2. Total net book value payment	\$287.32
3. Minimum payment	\$0.00
4. Megawatt capacity	0.0
5. Megawatt capacity payment	\$0.00
6. Closed/decommissioned production plant (phased down) payment	\$0.00
7. Subtotal (sum of Lines 2, 3, 5 and 6)	\$287.32
8. Population cap	\$208,250.00
9. Adjusted subtotal (lesser of Line 7 or Line 8)	\$287.32
10. Adjacent site incentive payment	\$0.00
11. Baseload incentive payment	\$0.00
12. Co-generation incentive payment	\$0.00
13. Alternative energy incentive payment	\$0.00
14. Total incentive payments (sum of Lines 10 through 13)	\$0.00
15. Spent nuclear fuel payment	\$0.00
16. Total Utility Aid – this is the utility aid payment listed on the front of the estimate (sum of Lines 9, 14 and 15)	\$287.32

Supplemental County and Municipal Aid

- Under state law, supplemental county and municipal aid paid to each county and municipality is determined by 2023 Wisconsin Act 12 (sec. 79.037, Wis. Stats.)
- For detailed information, review [county and municipal aid spreadsheet](#)

Supplemental County and Municipal Aid Calculation	
1. Prior year supplemental county and municipal aid	\$38,303.05
2. Increase due to sales tax revenue including adjustments (district changes)	\$880.97
3. Total Supplemental County and Municipal Aid (sum of Lines 1 and 2)	\$39,184.02

Expenditure Restraint Incentive Program

- Only municipalities are eligible to receive Expenditure Restraint Incentive Program (ERIP) payments
- Under state law, in 2025, each municipality will receive a payment that is equal to the amount of the payment received by the municipality in 2024 (sec. 79.05(4), Wis. Stats., from 2023 WI Act 12 – notwithstanding subs. (2) and (3))

Contact Information

If you have questions, contact us at lgs@wisconsin.gov, (608) 266-8618 or (608) 261-5167.



State of Wisconsin • DEPARTMENT OF REVENUE

DIVISION OF STATE AND LOCAL FINANCE • BUREAU OF LOCAL GOVERNMENT SERVICES • 2135 RIMROCK RD MADISON, WI 53713

Mailing Address:
PO Box 8971 #6-97
Madison WI 53708-8971
Fax: (608) 264-6887
lgs@wisconsin.gov

September 13, 2024

DAN SOINE
TOWN OF KNIGHT
PO BOX 40
IRON BELT WI 54536-0040

Notice of Shared Revenue – 2025 Original Estimate

Notice Information

The Wisconsin Department of Revenue (DOR) is providing the **estimated** shared revenue amounts your local government will receive in 2025 under current state law for county and municipal aid, supplemental county and municipal aid, utility aid and the expenditure restraint incentive program. This does not include adjustments, shown on the July and November payment notices.

District	TOWN OF KNIGHT	County	IRON	Co-muni code	26-010
-----------------	----------------	---------------	------	---------------------	--------

Estimate Information

For an explanation of each aid payment listed below, review the additional information in this notice.

2025 Original Estimate	
1. County and municipal aid	\$30,266.01
2. Utility aid	\$0.00
3. Supplemental county and municipal aid	\$34,318.65
4. Expenditure restraint incentive program	\$0.00
5. Total Estimated 2025 Payments (sum of Lines 1-4)	\$64,584.66

Payment Information

Your local government will receive two distributions in 2025 :

- July 28, 2025: 15% of Line 1, 2, and 3 and 100% of Line 4 (*shown above*)
- November 17, 2025: balance of your 2025 aid payments

County and Municipal Aid

Under state law, the county and municipal aid paid to each county and municipality must be equal to the amount determined in 2012 (sec. 79.036, Wis. Stats.) and adjusted for fallen protective services insurance reimbursement (sec. 79.036(4), Wis. Stats.).

County and Municipal Aid Calculation	
1. Prior year county and municipal aid	\$29,587.68
2. Increase due to sales tax revenue, including adjustments (<i>district changes</i>)	\$680.52
3. Fallen protective services insurance adjustment	-\$2.19
4. Fallen protective services insurance reimbursement (<i>reported to DOR</i>)	\$0.00
5. Total County and Municipal Aid (sum of Lines 1-4)	\$30,266.01

Utility Aid

- Under state law, utility aid is distributed to each county and municipality where tax-exempt utility property is located (sec. 79.04, Wis. Stats.)
- Utility companies report utility property information to DOR annually
- DOR uses the provided information to accurately calculate utility aid (*shown below*)

Utility Aid Calculation	
1. Net book value, <i>as of December 31, 2024 (including expected additions/retirements)</i>	\$0.00
2. Total net book value payment	\$0.00
3. Minimum payment	\$0.00
4. Megawatt capacity	0.0
5. Megawatt capacity payment	\$0.00
6. Closed/decommissioned production plant (phased down) payment	\$0.00
7. Subtotal (<i>sum of Lines 2, 3, 5 and 6</i>)	\$0.00
8. Population cap	\$89,675.00
9. Adjusted subtotal (<i>lesser of Line 7 or Line 8</i>)	\$0.00
10. Adjacent site incentive payment	\$0.00
11. Baseload incentive payment	\$0.00
12. Co-generation incentive payment	\$0.00
13. Alternative energy incentive payment	\$0.00
14. Total incentive payments (<i>sum of Lines 10 through 13</i>)	\$0.00
15. Spent nuclear fuel payment	\$0.00
16. Total Utility Aid – this is the utility aid payment listed on the front of the estimate (<i>sum of Lines 9, 14 and 15</i>)	\$0.00

Supplemental County and Municipal Aid

- Under state law, supplemental county and municipal aid paid to each county and municipality is determined by 2023 Wisconsin Act 12 (sec. 79.037, Wis. Stats.)
- For detailed information, review [county and municipal aid spreadsheet](#)

Supplemental County and Municipal Aid Calculation	
1. Prior year supplemental county and municipal aid	\$33,547.07
2. Increase due to sales tax revenue including adjustments (<i>district changes</i>)	\$771.58
3. Total Supplemental County and Municipal Aid (<i>sum of Lines 1 and 2</i>)	\$34,318.65

Expenditure Restraint Incentive Program

- Only municipalities are eligible to receive Expenditure Restraint Incentive Program (ERIP) payments
- Under state law, in 2025, each municipality will receive a payment that is equal to the amount of the payment received by the municipality in 2024 (sec. 79.05(4), Wis. Stats., from 2023 WI Act 12 – notwithstanding subs. (2) and (3))

Contact Information

If you have questions, contact us at lgs@wisconsin.gov, (608) 266-8618 or (608) 261-5167.



State of Wisconsin • DEPARTMENT OF REVENUE

DIVISION OF STATE AND LOCAL FINANCE • BUREAU OF LOCAL GOVERNMENT SERVICES • 2135 RIMROCK RD MADISON, WI 53713

Mailing Address:
PO Box 8971 #6-97
Madison WI 53708-8971
Fax: (608) 264-6887
lgs@wisconsin.gov

September 13, 2024

DEBORAH HOHNER
TOWN OF MERCER
PO BOX 149, 2657 W RAILROAD ST
MERCER WI 54547-0149

Notice of Shared Revenue – 2025 Original Estimate

Notice Information

The Wisconsin Department of Revenue (DOR) is providing the **estimated** shared revenue amounts your local government will receive in 2025 under current state law for county and municipal aid, supplemental county and municipal aid, utility aid and the expenditure restraint incentive program. This does not include adjustments, shown on the July and November payment notices.

District	TOWN OF MERCER	County	IRON	Co-muni code	26-012
-----------------	----------------	---------------	------	---------------------	--------

Estimate Information

For an explanation of each aid payment listed below, review the additional information in this notice.

2025 Original Estimate	
1. County and municipal aid	\$24,535.90
2. Utility aid	\$11,573.33
3. Supplemental county and municipal aid	\$59,143.19
4. Expenditure restraint incentive program	\$0.00
5. Total Estimated 2025 Payments (sum of Lines 1-4)	\$95,252.42

Payment Information

Your local government will receive two distributions in 2025 :

- July 28, 2025: 15% of Line 1, 2, and 3 and 100% of Line 4 (*shown above*)
- November 17, 2025: balance of your 2025 aid payments

County and Municipal Aid

Under state law, the county and municipal aid paid to each county and municipality must be equal to the amount determined in 2012 (sec. 79.036, Wis. Stats.) and adjusted for fallen protective services insurance reimbursement (sec. 79.036(4), Wis. Stats.).

County and Municipal Aid Calculation	
1. Prior year county and municipal aid	\$23,985.99
2. Increase due to sales tax revenue, including adjustments (<i>district changes</i>)	\$551.68
3. Fallen protective services insurance adjustment	-\$1.77
4. Fallen protective services insurance reimbursement (<i>reported to DOR</i>)	\$0.00
5. Total County and Municipal Aid (sum of Lines 1-4)	\$24,535.90

Utility Aid

- Under state law, utility aid is distributed to each county and municipality where tax-exempt utility property is located (sec. 79.04, Wis. Stats.)
- Utility companies report utility property information to DOR annually
- DOR uses the provided information to accurately calculate utility aid (*shown below*)

Utility Aid Calculation	
1. Net book value, <i>as of December 31, 2024 (including expected additions/retirements)</i>	\$3,857,776.00
2. Total net book value payment	\$11,573.33
3. Minimum payment	\$0.00
4. Megawatt capacity	0.0
5. Megawatt capacity payment	\$0.00
6. Closed/decommissioned production plant (phased down) payment	\$0.00
7. Subtotal (<i>sum of Lines 2, 3, 5 and 6</i>)	\$11,573.33
8. Population cap	\$712,725.00
9. Adjusted subtotal (<i>lesser of Line 7 or Line 8</i>)	\$11,573.33
10. Adjacent site incentive payment	\$0.00
11. Baseload incentive payment	\$0.00
12. Co-generation incentive payment	\$0.00
13. Alternative energy incentive payment	\$0.00
14. Total incentive payments (<i>sum of Lines 10 through 13</i>)	\$0.00
15. Spent nuclear fuel payment	\$0.00
16. Total Utility Aid – this is the utility aid payment listed on the front of the estimate (<i>sum of Lines 9, 14 and 15</i>)	\$11,573.33

Supplemental County and Municipal Aid

- Under state law, supplemental county and municipal aid paid to each county and municipality is determined by 2023 Wisconsin Act 12 (sec. 79.037, Wis. Stats.)
- For detailed information, review [county and municipal aid spreadsheet](#)

Supplemental County and Municipal Aid Calculation	
1. Prior year supplemental county and municipal aid	\$57,813.48
2. Increase due to sales tax revenue including adjustments (<i>district changes</i>)	\$1,329.71
3. Total Supplemental County and Municipal Aid (<i>sum of Lines 1 and 2</i>)	\$59,143.19

Expenditure Restraint Incentive Program

- Only municipalities are eligible to receive Expenditure Restraint Incentive Program (ERIP) payments
- Under state law, in 2025, each municipality will receive a payment that is equal to the amount of the payment received by the municipality in 2024 (sec. 79.05(4), Wis. Stats., from 2023 WI Act 12 – notwithstanding subs. (2) and (3))

Contact Information

If you have questions, contact us at lgs@wisconsin.gov, (608) 266-8618 or (608) 261-5167.



State of Wisconsin • DEPARTMENT OF REVENUE

DIVISION OF STATE AND LOCAL FINANCE • BUREAU OF LOCAL GOVERNMENT SERVICES • 2135 RIMROCK RD MADISON, WI 53713

Mailing Address:
PO Box 8971 #6-97
Madison WI 53708-8971
Fax: (608) 264-6887
lgs@wisconsin.gov

September 13, 2024

ALEX MABIE
TOWN OF OMA
4727W CENTER DR
HURLEY WI 54534

Notice of Shared Revenue – 2025 Original Estimate

Notice Information

The Wisconsin Department of Revenue (DOR) is providing the **estimated** shared revenue amounts your local government will receive in 2025 under current state law for county and municipal aid, supplemental county and municipal aid, utility aid and the expenditure restraint incentive program. This does not include adjustments, shown on the July and November payment notices.

District	TOWN OF OMA	County	IRON	Co-muni code	26-014
-----------------	-------------	---------------	------	---------------------	--------

Estimate Information

For an explanation of each aid payment listed below, review the additional information in this notice.

2025 Original Estimate	
1. County and municipal aid	\$7,950.21
2. Utility aid	\$38.47
3. Supplemental county and municipal aid	\$36,295.96
4. Expenditure restraint incentive program	\$0.00
5. Total Estimated 2025 Payments (sum of Lines 1-4)	\$44,284.64

Payment Information

Your local government will receive two distributions in 2025 :

- July 28, 2025: 15% of Line 1, 2, and 3 and 100% of Line 4 (*shown above*)
- November 17, 2025: balance of your 2025 aid payments

County and Municipal Aid

Under state law, the county and municipal aid paid to each county and municipality must be equal to the amount determined in 2012 (sec. 79.036, Wis. Stats.) and adjusted for fallen protective services insurance reimbursement (sec. 79.036(4), Wis. Stats.).

County and Municipal Aid Calculation	
1. Prior year county and municipal aid	\$7,772.02
2. Increase due to sales tax revenue, including adjustments (<i>district changes</i>)	\$178.76
3. Fallen protective services insurance adjustment	-\$0.57
4. Fallen protective services insurance reimbursement (<i>reported to DOR</i>)	\$0.00
5. Total County and Municipal Aid (sum of Lines 1-4)	\$7,950.21

Utility Aid

- Under state law, utility aid is distributed to each county and municipality where tax-exempt utility property is located (sec. 79.04, Wis. Stats.)
- Utility companies report utility property information to DOR annually
- DOR uses the provided information to accurately calculate utility aid (*shown below*)

Utility Aid Calculation	
1. Net book value, <i>as of December 31, 2024 (including expected additions/retirements)</i>	\$12,822.00
2. Total net book value payment	\$38.47
3. Minimum payment	\$0.00
4. Megawatt capacity	0.0
5. Megawatt capacity payment	\$0.00
6. Closed/decommissioned production plant (phased down) payment	\$0.00
7. Subtotal (<i>sum of Lines 2, 3, 5 and 6</i>)	\$38.47
8. Population cap	\$140,675.00
9. Adjusted subtotal (<i>lesser of Line 7 or Line 8</i>)	\$38.47
10. Adjacent site incentive payment	\$0.00
11. Baseload incentive payment	\$0.00
12. Co-generation incentive payment	\$0.00
13. Alternative energy incentive payment	\$0.00
14. Total incentive payments (<i>sum of Lines 10 through 13</i>)	\$0.00
15. Spent nuclear fuel payment	\$0.00
16. Total Utility Aid – this is the utility aid payment listed on the front of the estimate (<i>sum of Lines 9, 14 and 15</i>)	\$38.47

Supplemental County and Municipal Aid

- Under state law, supplemental county and municipal aid paid to each county and municipality is determined by 2023 Wisconsin Act 12 (sec. 79.037, Wis. Stats.)
- For detailed information, review [county and municipal aid spreadsheet](#)

Supplemental County and Municipal Aid Calculation	
1. Prior year supplemental county and municipal aid	\$35,479.92
2. Increase due to sales tax revenue including adjustments (<i>district changes</i>)	\$816.04
3. Total Supplemental County and Municipal Aid (<i>sum of Lines 1 and 2</i>)	\$36,295.96

Expenditure Restraint Incentive Program

- Only municipalities are eligible to receive Expenditure Restraint Incentive Program (ERIP) payments
- Under state law, in 2025, each municipality will receive a payment that is equal to the amount of the payment received by the municipality in 2024 (sec. 79.05(4), Wis. Stats., from 2023 WI Act 12 – notwithstanding subs. (2) and (3))

Contact Information

If you have questions, contact us at lgs@wisconsin.gov, (608) 266-8618 or (608) 261-5167.



State of Wisconsin • DEPARTMENT OF REVENUE

DIVISION OF STATE AND LOCAL FINANCE • BUREAU OF LOCAL GOVERNMENT SERVICES • 2135 RIMROCK RD MADISON, WI 53713

Mailing Address:
PO Box 8971 #6-97
Madison WI 53708-8971
Fax: (608) 264-6887
lgs@wisconsin.gov

September 13, 2024

LORI GENISOT
TOWN OF PENCE
PO BOX 242
MONTREAL WI 54550-0242

Notice of Shared Revenue – 2025 Original Estimate

Notice Information

The Wisconsin Department of Revenue (DOR) is providing the **estimated** shared revenue amounts your local government will receive in 2025 under current state law for county and municipal aid, supplemental county and municipal aid, utility aid and the expenditure restraint incentive program. This does not include adjustments, shown on the July and November payment notices.

District	TOWN OF PENCE	County	IRON	Co-muni code	26-016
-----------------	---------------	---------------	------	---------------------	--------

Estimate Information

For an explanation of each aid payment listed below, review the additional information in this notice.

2025 Original Estimate	
1. County and municipal aid	\$45,115.57
2. Utility aid	\$0.00
3. Supplemental county and municipal aid	\$33,424.48
4. Expenditure restraint incentive program	\$0.00
5. Total Estimated 2025 Payments (sum of Lines 1-4)	\$78,540.05

Payment Information

Your local government will receive two distributions in 2025 :

- July 28, 2025: 15% of Line 1, 2, and 3 and 100% of Line 4 (*shown above*)
- November 17, 2025: balance of your 2025 aid payments

County and Municipal Aid

Under state law, the county and municipal aid paid to each county and municipality must be equal to the amount determined in 2012 (sec. 79.036, Wis. Stats.) and adjusted for fallen protective services insurance reimbursement (sec. 79.036(4), Wis. Stats.).

County and Municipal Aid Calculation	
1. Prior year county and municipal aid	\$44,104.43
2. Increase due to sales tax revenue, including adjustments (<i>district changes</i>)	\$1,014.40
3. Fallen protective services insurance adjustment	-\$3.26
4. Fallen protective services insurance reimbursement (<i>reported to DOR</i>)	\$0.00
5. Total County and Municipal Aid (sum of Lines 1-4)	\$45,115.57

Utility Aid

- Under state law, utility aid is distributed to each county and municipality where tax-exempt utility property is located (sec. 79.04, Wis. Stats.)
- Utility companies report utility property information to DOR annually
- DOR uses the provided information to accurately calculate utility aid (*shown below*)

Utility Aid Calculation	
1. Net book value, <i>as of December 31, 2024 (including expected additions/retirements)</i>	\$0.00
2. Total net book value payment	\$0.00
3. Minimum payment	\$0.00
4. Megawatt capacity	0.0
5. Megawatt capacity payment	\$0.00
6. Closed/decommissioned production plant (phased down) payment	\$0.00
7. Subtotal (<i>sum of Lines 2, 3, 5 and 6</i>)	\$0.00
8. Population cap	\$66,725.00
9. Adjusted subtotal (<i>lesser of Line 7 or Line 8</i>)	\$0.00
10. Adjacent site incentive payment	\$0.00
11. Baseload incentive payment	\$0.00
12. Co-generation incentive payment	\$0.00
13. Alternative energy incentive payment	\$0.00
14. Total incentive payments (<i>sum of Lines 10 through 13</i>)	\$0.00
15. Spent nuclear fuel payment	\$0.00
16. Total Utility Aid – this is the utility aid payment listed on the front of the estimate (<i>sum of Lines 9, 14 and 15</i>)	\$0.00

Supplemental County and Municipal Aid

- Under state law, supplemental county and municipal aid paid to each county and municipality is determined by 2023 Wisconsin Act 12 (sec. 79.037, Wis. Stats.)
- For detailed information, review [county and municipal aid spreadsheet](#)

Supplemental County and Municipal Aid Calculation	
1. Prior year supplemental county and municipal aid	\$32,673.00
2. Increase due to sales tax revenue including adjustments (<i>district changes</i>)	\$751.48
3. Total Supplemental County and Municipal Aid (<i>sum of Lines 1 and 2</i>)	\$33,424.48

Expenditure Restraint Incentive Program

- Only municipalities are eligible to receive Expenditure Restraint Incentive Program (ERIP) payments
- Under state law, in 2025, each municipality will receive a payment that is equal to the amount of the payment received by the municipality in 2024 (sec. 79.05(4), Wis. Stats., from 2023 WI Act 12 – notwithstanding subs. (2) and (3))

Contact Information

If you have questions, contact us at lgs@wisconsin.gov, (608) 266-8618 or (608) 261-5167.



State of Wisconsin • DEPARTMENT OF REVENUE

DIVISION OF STATE AND LOCAL FINANCE • BUREAU OF LOCAL GOVERNMENT SERVICES • 2135 RIMROCK RD MADISON, WI 53713

Mailing Address:
PO Box 8971 #6-97
Madison WI 53708-8971
Fax: (608) 264-6887
lgs@wisconsin.gov

September 13, 2024

KATHRYN BRAUER
TOWN OF SAXON
PO BOX 37
SAXON WI 54559-0037

Notice of Shared Revenue – 2025 Original Estimate

Notice Information

The Wisconsin Department of Revenue (DOR) is providing the **estimated** shared revenue amounts your local government will receive in 2025 under current state law for county and municipal aid, supplemental county and municipal aid, utility aid and the expenditure restraint incentive program. This does not include adjustments, shown on the July and November payment notices.

District	TOWN OF SAXON	County	IRON	Co-muni code	26-018
-----------------	---------------	---------------	------	---------------------	--------

Estimate Information

For an explanation of each aid payment listed below, review the additional information in this notice.

2025 Original Estimate	
1. County and municipal aid	\$48,379.04
2. Utility aid	\$1,436.96
3. Supplemental county and municipal aid	\$35,642.62
4. Expenditure restraint incentive program	\$2,193.60
5. Total Estimated 2025 Payments (sum of Lines 1-4)	\$87,652.22

Payment Information

Your local government will receive two distributions in 2025 :

- July 28, 2025: 15% of Line 1, 2, and 3 and 100% of Line 4 (*shown above*)
- November 17, 2025: balance of your 2025 aid payments

County and Municipal Aid

Under state law, the county and municipal aid paid to each county and municipality must be equal to the amount determined in 2012 (sec. 79.036, Wis. Stats.) and adjusted for fallen protective services insurance reimbursement (sec. 79.036(4), Wis. Stats.).

County and Municipal Aid Calculation	
1. Prior year county and municipal aid	\$47,294.76
2. Increase due to sales tax revenue, including adjustments (<i>district changes</i>)	\$1,087.78
3. Fallen protective services insurance adjustment	-\$3.50
4. Fallen protective services insurance reimbursement (<i>reported to DOR</i>)	\$0.00
5. Total County and Municipal Aid (sum of Lines 1-4)	\$48,379.04

Utility Aid

- Under state law, utility aid is distributed to each county and municipality where tax-exempt utility property is located (sec. 79.04, Wis. Stats.)
- Utility companies report utility property information to DOR annually
- DOR uses the provided information to accurately calculate utility aid (*shown below*)

Utility Aid Calculation	
1. Net book value, <i>as of December 31, 2024 (including expected additions/retirements)</i>	\$478,985.00
2. Total net book value payment	\$1,436.96
3. Minimum payment	\$0.00
4. Megawatt capacity	0.0
5. Megawatt capacity payment	\$0.00
6. Closed/decommissioned production plant (phased down) payment	\$0.00
7. Subtotal (<i>sum of Lines 2, 3, 5 and 6</i>)	\$1,436.96
8. Population cap	\$121,975.00
9. Adjusted subtotal (<i>lesser of Line 7 or Line 8</i>)	\$1,436.96
10. Adjacent site incentive payment	\$0.00
11. Baseload incentive payment	\$0.00
12. Co-generation incentive payment	\$0.00
13. Alternative energy incentive payment	\$0.00
14. Total incentive payments (<i>sum of Lines 10 through 13</i>)	\$0.00
15. Spent nuclear fuel payment	\$0.00
16. Total Utility Aid – this is the utility aid payment listed on the front of the estimate <i>(sum of Lines 9, 14 and 15)</i>	\$1,436.96

Supplemental County and Municipal Aid

- Under state law, supplemental county and municipal aid paid to each county and municipality is determined by 2023 Wisconsin Act 12 (sec. 79.037, Wis. Stats.)
- For detailed information, review [county and municipal aid spreadsheet](#)

Supplemental County and Municipal Aid Calculation	
1. Prior year supplemental county and municipal aid	\$34,841.27
2. Increase due to sales tax revenue including adjustments (<i>district changes</i>)	\$801.35
3. Total Supplemental County and Municipal Aid (<i>sum of Lines 1 and 2</i>)	\$35,642.62

Expenditure Restraint Incentive Program

- Only municipalities are eligible to receive Expenditure Restraint Incentive Program (ERIP) payments
- Under state law, in 2025, each municipality will receive a payment that is equal to the amount of the payment received by the municipality in 2024 (sec. 79.05(4), Wis. Stats., from 2023 WI Act 12 – notwithstanding subs. (2) and (3))

Contact Information

If you have questions, contact us at lgs@wisconsin.gov, (608) 266-8618 or (608) 261-5167.



State of Wisconsin • DEPARTMENT OF REVENUE

DIVISION OF STATE AND LOCAL FINANCE • BUREAU OF LOCAL GOVERNMENT SERVICES • 2135 RIMROCK RD MADISON, WI 53713

Mailing Address:
PO Box 8971 #6-97
Madison WI 53708-8971
Fax: (608) 264-6887
lgs@wisconsin.gov

September 13, 2024

ELIZABETH GODFREY
TOWN OF SHERMAN
3063 W STATE HWY 182
PARK FALLS WI 54552-9259

Notice of Shared Revenue – 2025 Original Estimate

Notice Information

The Wisconsin Department of Revenue (DOR) is providing the **estimated** shared revenue amounts your local government will receive in 2025 under current state law for county and municipal aid, supplemental county and municipal aid, utility aid and the expenditure restraint incentive program. This does not include adjustments, shown on the July and November payment notices.

District	TOWN OF SHERMAN	County	IRON	Co-muni code	26-020
-----------------	-----------------	---------------	------	---------------------	--------

Estimate Information

For an explanation of each aid payment listed below, review the additional information in this notice.

2025 Original Estimate	
1. County and municipal aid	\$8,506.97
2. Utility aid	\$0.00
3. Supplemental county and municipal aid	\$35,625.42
4. Expenditure restraint incentive program	\$0.00
5. Total Estimated 2025 Payments (sum of Lines 1-4)	\$44,132.39

Payment Information

Your local government will receive two distributions in 2025 :

- July 28, 2025: 15% of Line 1, 2, and 3 and 100% of Line 4 (*shown above*)
- November 17, 2025: balance of your 2025 aid payments

County and Municipal Aid

Under state law, the county and municipal aid paid to each county and municipality must be equal to the amount determined in 2012 (sec. 79.036, Wis. Stats.) and adjusted for fallen protective services insurance reimbursement (sec. 79.036(4), Wis. Stats.).

County and Municipal Aid Calculation	
1. Prior year county and municipal aid	\$8,316.31
2. Increase due to sales tax revenue, including adjustments (<i>district changes</i>)	\$191.27
3. Fallen protective services insurance adjustment	-\$0.61
4. Fallen protective services insurance reimbursement (<i>reported to DOR</i>)	\$0.00
5. Total County and Municipal Aid (sum of Lines 1-4)	\$8,506.97

Utility Aid

- Under state law, utility aid is distributed to each county and municipality where tax-exempt utility property is located (sec. 79.04, Wis. Stats.)
- Utility companies report utility property information to DOR annually
- DOR uses the provided information to accurately calculate utility aid (*shown below*)

Utility Aid Calculation	
1. Net book value, <i>as of December 31, 2024 (including expected additions/retirements)</i>	\$0.00
2. Total net book value payment	\$0.00
3. Minimum payment	\$0.00
4. Megawatt capacity	0.0
5. Megawatt capacity payment	\$0.00
6. Closed/decommissioned production plant (phased down) payment	\$0.00
7. Subtotal (<i>sum of Lines 2, 3, 5 and 6</i>)	\$0.00
8. Population cap	\$119,850.00
9. Adjusted subtotal (<i>lesser of Line 7 or Line 8</i>)	\$0.00
10. Adjacent site incentive payment	\$0.00
11. Baseload incentive payment	\$0.00
12. Co-generation incentive payment	\$0.00
13. Alternative energy incentive payment	\$0.00
14. Total incentive payments (<i>sum of Lines 10 through 13</i>)	\$0.00
15. Spent nuclear fuel payment	\$0.00
16. Total Utility Aid – this is the utility aid payment listed on the front of the estimate (<i>sum of Lines 9, 14 and 15</i>)	\$0.00

Supplemental County and Municipal Aid

- Under state law, supplemental county and municipal aid paid to each county and municipality is determined by 2023 Wisconsin Act 12 (sec. 79.037, Wis. Stats.)
- For detailed information, review [county and municipal aid spreadsheet](#)

Supplemental County and Municipal Aid Calculation	
1. Prior year supplemental county and municipal aid	\$34,824.46
2. Increase due to sales tax revenue including adjustments (<i>district changes</i>)	\$800.96
3. Total Supplemental County and Municipal Aid (<i>sum of Lines 1 and 2</i>)	\$35,625.42

Expenditure Restraint Incentive Program

- Only municipalities are eligible to receive Expenditure Restraint Incentive Program (ERIP) payments
- Under state law, in 2025, each municipality will receive a payment that is equal to the amount of the payment received by the municipality in 2024 (sec. 79.05(4), Wis. Stats., from 2023 WI Act 12 – notwithstanding subs. (2) and (3))

Contact Information

If you have questions, contact us at lgs@wisconsin.gov, (608) 266-8618 or (608) 261-5167.



State of Wisconsin • DEPARTMENT OF REVENUE

DIVISION OF STATE AND LOCAL FINANCE • BUREAU OF LOCAL GOVERNMENT SERVICES • 2135 RIMROCK RD MADISON, WI 53713

Mailing Address:
PO Box 8971 #6-97
Madison WI 53708-8971
Fax: (608) 264-6887
lgs@wisconsin.gov

September 13, 2024

STACEY WIERCINSKI
CITY OF HURLEY
405 5TH AVE N
HURLEY WI 54534-1178

Notice of Shared Revenue – 2025 Original Estimate

Notice Information

The Wisconsin Department of Revenue (DOR) is providing the **estimated** shared revenue amounts your local government will receive in 2025 under current state law for county and municipal aid, supplemental county and municipal aid, utility aid and the expenditure restraint incentive program. This does not include adjustments, shown on the July and November payment notices.

District	CITY OF HURLEY	County	IRON	Co-muni code	26-236
-----------------	----------------	---------------	------	---------------------	--------

Estimate Information

For an explanation of each aid payment listed below, review the additional information in this notice.

2025 Original Estimate	
1. County and municipal aid	\$641,538.67
2. Utility aid	\$28,667.16
3. Supplemental county and municipal aid	\$128,327.01
4. Expenditure restraint incentive program	\$44,164.21
5. Total Estimated 2025 Payments (sum of Lines 1-4)	\$842,697.05

Payment Information

Your local government will receive two distributions in 2025 :

- July 28, 2025: 15% of Line 1, 2, and 3 and 100% of Line 4 (*shown above*)
- November 17, 2025: balance of your 2025 aid payments

County and Municipal Aid

Under state law, the county and municipal aid paid to each county and municipality must be equal to the amount determined in 2012 (sec. 79.036, Wis. Stats.) and adjusted for fallen protective services insurance reimbursement (sec. 79.036(4), Wis. Stats.).

County and Municipal Aid Calculation	
1. Prior year county and municipal aid	\$627,160.33
2. Increase due to sales tax revenue, including adjustments (<i>district changes</i>)	\$14,424.69
3. Fallen protective services insurance adjustment	-\$46.35
4. Fallen protective services insurance reimbursement (<i>reported to DOR</i>)	\$0.00
5. Total County and Municipal Aid (sum of Lines 1-4)	\$641,538.67

Utility Aid

- Under state law, utility aid is distributed to each county and municipality where tax-exempt utility property is located (sec. 79.04, Wis. Stats.)
- Utility companies report utility property information to DOR annually
- DOR uses the provided information to accurately calculate utility aid (*shown below*)

Utility Aid Calculation	
1. Net book value, as of December 31, 2024 (including expected additions/retirements)	\$4,777,860.00
2. Total net book value payment	\$28,667.16
3. Minimum payment	\$0.00
4. Megawatt capacity	0.0
5. Megawatt capacity payment	\$0.00
6. Closed/decommissioned production plant (phased down) payment	\$0.00
7. Subtotal (sum of Lines 2, 3, 5 and 6)	\$28,667.16
8. Population cap	\$645,150.00
9. Adjusted subtotal (lesser of Line 7 or Line 8)	\$28,667.16
10. Adjacent site incentive payment	\$0.00
11. Baseload incentive payment	\$0.00
12. Co-generation incentive payment	\$0.00
13. Alternative energy incentive payment	\$0.00
14. Total incentive payments (sum of Lines 10 through 13)	\$0.00
15. Spent nuclear fuel payment	\$0.00
16. Total Utility Aid – this is the utility aid payment listed on the front of the estimate (sum of Lines 9, 14 and 15)	\$28,667.16

Supplemental County and Municipal Aid

- Under state law, supplemental county and municipal aid paid to each county and municipality is determined by 2023 Wisconsin Act 12 (sec. 79.037, Wis. Stats.)
- For detailed information, review [county and municipal aid spreadsheet](#)

Supplemental County and Municipal Aid Calculation	
1. Prior year supplemental county and municipal aid	\$125,441.85
2. Increase due to sales tax revenue including adjustments (<i>district changes</i>)	\$2,885.16
3. Total Supplemental County and Municipal Aid (sum of Lines 1 and 2)	\$128,327.01

Expenditure Restraint Incentive Program

- Only municipalities are eligible to receive Expenditure Restraint Incentive Program (ERIP) payments
- Under state law, in 2025, each municipality will receive a payment that is equal to the amount of the payment received by the municipality in 2024 (sec. 79.05(4), Wis. Stats., from 2023 WI Act 12 – notwithstanding subs. (2) and (3))

Contact Information

If you have questions, contact us at lgs@wisconsin.gov, (608) 266-8618 or (608) 261-5167.



State of Wisconsin • DEPARTMENT OF REVENUE

DIVISION OF STATE AND LOCAL FINANCE • BUREAU OF LOCAL GOVERNMENT SERVICES • 2135 RIMROCK RD MADISON, WI 53713

Mailing Address:
PO Box 8971 #6-97
Madison WI 53708-8971
Fax: (608) 264-6887
lgs@wisconsin.gov

September 13, 2024

LORI GENISOT
CITY OF MONTREAL
54 WISCONSIN AVE
MONTREAL WI 54550-9704

Notice of Shared Revenue – 2025 Original Estimate

Notice Information

The Wisconsin Department of Revenue (DOR) is providing the **estimated** shared revenue amounts your local government will receive in 2025 under current state law for county and municipal aid, supplemental county and municipal aid, utility aid and the expenditure restraint incentive program. This does not include adjustments, shown on the July and November payment notices.

District	CITY OF MONTREAL	County	IRON	Co-muni code	26-251
-----------------	------------------	---------------	------	---------------------	--------

Estimate Information

For an explanation of each aid payment listed below, review the additional information in this notice.

2025 Original Estimate	
1. County and municipal aid	\$257,323.64
2. Utility aid	\$2,209.26
3. Supplemental county and municipal aid	\$51,472.46
4. Expenditure restraint incentive program	\$0.00
5. Total Estimated 2025 Payments (sum of Lines 1-4)	\$311,005.36

Payment Information

Your local government will receive two distributions in 2025 :

- July 28, 2025: 15% of Line 1, 2, and 3 and 100% of Line 4 (*shown above*)
- November 17, 2025: balance of your 2025 aid payments

County and Municipal Aid

Under state law, the county and municipal aid paid to each county and municipality must be equal to the amount determined in 2012 (sec. 79.036, Wis. Stats.) and adjusted for fallen protective services insurance reimbursement (sec. 79.036(4), Wis. Stats.).

County and Municipal Aid Calculation	
1. Prior year county and municipal aid	\$251,556.43
2. Increase due to sales tax revenue, including adjustments (<i>district changes</i>)	\$5,785.80
3. Fallen protective services insurance adjustment	-\$18.59
4. Fallen protective services insurance reimbursement (<i>reported to DOR</i>)	\$0.00
5. Total County and Municipal Aid (sum of Lines 1-4)	\$257,323.64

Utility Aid

- Under state law, utility aid is distributed to each county and municipality where tax-exempt utility property is located (sec. 79.04, Wis. Stats.)
- Utility companies report utility property information to DOR annually
- DOR uses the provided information to accurately calculate utility aid (*shown below*)

Utility Aid Calculation	
1. Net book value, <i>as of December 31, 2024 (including expected additions/retirements)</i>	\$368,210.00
2. Total net book value payment	\$2,209.26
3. Minimum payment	\$0.00
4. Megawatt capacity	0.0
5. Megawatt capacity payment	\$0.00
6. Closed/decommissioned production plant (phased down) payment	\$0.00
7. Subtotal (<i>sum of Lines 2, 3, 5 and 6</i>)	\$2,209.26
8. Population cap	\$333,625.00
9. Adjusted subtotal (<i>lesser of Line 7 or Line 8</i>)	\$2,209.26
10. Adjacent site incentive payment	\$0.00
11. Baseload incentive payment	\$0.00
12. Co-generation incentive payment	\$0.00
13. Alternative energy incentive payment	\$0.00
14. Total incentive payments (<i>sum of Lines 10 through 13</i>)	\$0.00
15. Spent nuclear fuel payment	\$0.00
16. Total Utility Aid – this is the utility aid payment listed on the front of the estimate (<i>sum of Lines 9, 14 and 15</i>)	\$2,209.26

Supplemental County and Municipal Aid

- Under state law, supplemental county and municipal aid paid to each county and municipality is determined by 2023 Wisconsin Act 12 (sec. 79.037, Wis. Stats.)
- For detailed information, review [county and municipal aid spreadsheet](#)

Supplemental County and Municipal Aid Calculation	
1. Prior year supplemental county and municipal aid	\$50,315.21
2. Increase due to sales tax revenue including adjustments (<i>district changes</i>)	\$1,157.25
3. Total Supplemental County and Municipal Aid (<i>sum of Lines 1 and 2</i>)	\$51,472.46

Expenditure Restraint Incentive Program

- Only municipalities are eligible to receive Expenditure Restraint Incentive Program (ERIP) payments
- Under state law, in 2025, each municipality will receive a payment that is equal to the amount of the payment received by the municipality in 2024 (sec. 79.05(4), Wis. Stats., from 2023 WI Act 12 – notwithstanding subs. (2) and (3))

Contact Information

If you have questions, contact us at lgs@wisconsin.gov, (608) 266-8618 or (608) 261-5167.



State of Wisconsin • DEPARTMENT OF REVENUE

DIVISION OF STATE AND LOCAL FINANCE • BUREAU OF LOCAL GOVERNMENT SERVICES • 2135 RIMROCK RD MADISON, WI 53713

Mailing Address:
PO Box 8971 #6-97
Madison WI 53708-8971
Fax: (608) 264-6887
lgs@wisconsin.gov

September 13, 2024

CHRISTAN BRANDT
COUNTY OF IRON
300 TACONITE ST #101
HURLEY WI 54534-1546

Notice of Shared Revenue – 2025 Original Estimate

Notice Information

The Wisconsin Department of Revenue (DOR) is providing the **estimated** shared revenue amounts your local government will receive in 2025 under current state law for county and municipal aid, supplemental county and municipal aid, utility aid and the expenditure restraint incentive program. This does not include adjustments, shown on the July and November payment notices.

District	COUNTY OF IRON	County	IRON	Co-muni code	26-999
-----------------	----------------	---------------	------	---------------------	--------

Estimate Information

For an explanation of each aid payment listed below, review the additional information in this notice.

2025 Original Estimate	
1. County and municipal aid	\$86,789.72
2. Utility aid	\$42,216.14
3. Supplemental county and municipal aid	\$213,032.63
4. Expenditure restraint incentive program	\$0.00
5. Total Estimated 2025 Payments (sum of Lines 1-4)	\$342,038.49

Payment Information

Your local government will receive two distributions in 2025 :

- July 28, 2025: 15% of Line 1, 2, and 3 and 100% of Line 4 (*shown above*)
- November 17, 2025: balance of your 2025 aid payments

County and Municipal Aid

Under state law, the county and municipal aid paid to each county and municipality must be equal to the amount determined in 2012 (sec. 79.036, Wis. Stats.) and adjusted for fallen protective services insurance reimbursement (sec. 79.036(4), Wis. Stats.).

County and Municipal Aid Calculation	
1. Prior year county and municipal aid	\$84,844.57
2. Increase due to sales tax revenue, including adjustments (<i>district changes</i>)	\$1,951.42
3. Fallen protective services insurance adjustment	-\$6.27
4. Fallen protective services insurance reimbursement (<i>reported to DOR</i>)	\$0.00
5. Total County and Municipal Aid (sum of Lines 1-4)	\$86,789.72

Utility Aid

- Under state law, utility aid is distributed to each county and municipality where tax-exempt utility property is located (sec. 79.04, Wis. Stats.)
- Utility companies report utility property information to DOR annually
- DOR uses the provided information to accurately calculate utility aid (*shown below*)

Utility Aid Calculation	
1. Net book value, <i>as of December 31, 2024 (including expected additions/retirements)</i>	\$9,609,059.00
2. Total net book value payment	\$42,216.14
3. Minimum payment	\$0.00
4. Megawatt capacity	0.0
5. Megawatt capacity payment	\$0.00
6. Closed/decommissioned production plant (phased down) payment	\$0.00
7. Subtotal (<i>sum of Lines 2, 3, 5 and 6</i>)	\$42,216.14
8. Population cap	\$762,625.00
9. Adjusted subtotal (<i>lesser of Line 7 or Line 8</i>)	\$42,216.14
10. Adjacent site incentive payment	\$0.00
11. Baseload incentive payment	\$0.00
12. Co-generation incentive payment	\$0.00
13. Alternative energy incentive payment	\$0.00
14. Total incentive payments (<i>sum of Lines 10 through 13</i>)	\$0.00
15. Spent nuclear fuel payment	\$0.00
16. Total Utility Aid – this is the utility aid payment listed on the front of the estimate (<i>sum of Lines 9, 14 and 15</i>)	\$42,216.14

Supplemental County and Municipal Aid

- Under state law, supplemental county and municipal aid paid to each county and municipality is determined by 2023 Wisconsin Act 12 (sec. 79.037, Wis. Stats.)
- For detailed information, review [county and municipal aid spreadsheet](#)

Supplemental County and Municipal Aid Calculation	
1. Prior year supplemental county and municipal aid	\$208,243.04
2. Increase due to sales tax revenue including adjustments (<i>district changes</i>)	\$4,789.59
3. Total Supplemental County and Municipal Aid (<i>sum of Lines 1 and 2</i>)	\$213,032.63

Expenditure Restraint Incentive Program

- Only municipalities are eligible to receive Expenditure Restraint Incentive Program (ERIP) payments
- Under state law, in 2025, each municipality will receive a payment that is equal to the amount of the payment received by the municipality in 2024 (sec. 79.05(4), Wis. Stats., from 2023 WI Act 12 – notwithstanding subs. (2) and (3))

Contact Information

If you have questions, contact us at lgs@wisconsin.gov, (608) 266-8618 or (608) 261-5167.



State of Wisconsin • DEPARTMENT OF REVENUE

DIVISION OF STATE AND LOCAL FINANCE • BUREAU OF LOCAL GOVERNMENT SERVICES • 2135 RIMROCK RD MADISON, WI 53713

Mailing Address:
PO Box 8971 #6-97
Madison WI 53708-8971
Fax: (608) 264-6887
lgs@wisconsin.gov

September 13, 2024

DALE ANN BOHAC
TOWN OF ADAMS
W11353 SPAULDING RD
BLACK RIVER FALLS WI 54615

Notice of Shared Revenue – 2025 Original Estimate

Notice Information

The Wisconsin Department of Revenue (DOR) is providing the **estimated** shared revenue amounts your local government will receive in 2025 under current state law for county and municipal aid, supplemental county and municipal aid, utility aid and the expenditure restraint incentive program. This does not include adjustments, shown on the July and November payment notices.

District	TOWN OF ADAMS	County	JACKSON	Co-muni code	27-002
-----------------	---------------	---------------	---------	---------------------	--------

Estimate Information

For an explanation of each aid payment listed below, review the additional information in this notice.

2025 Original Estimate	
1. County and municipal aid	\$26,329.20
2. Utility aid	\$8,876.45
3. Supplemental county and municipal aid	\$54,851.50
4. Expenditure restraint incentive program	\$0.00
5. Total Estimated 2025 Payments (sum of Lines 1-4)	\$90,057.15

Payment Information

Your local government will receive two distributions in 2025 :

- July 28, 2025: 15% of Line 1, 2, and 3 and 100% of Line 4 (*shown above*)
- November 17, 2025: balance of your 2025 aid payments

County and Municipal Aid

Under state law, the county and municipal aid paid to each county and municipality must be equal to the amount determined in 2012 (sec. 79.036, Wis. Stats.) and adjusted for fallen protective services insurance reimbursement (sec. 79.036(4), Wis. Stats.).

County and Municipal Aid Calculation	
1. Prior year county and municipal aid	\$25,739.10
2. Increase due to sales tax revenue, including adjustments (<i>district changes</i>)	\$592.00
3. Fallen protective services insurance adjustment	-\$1.90
4. Fallen protective services insurance reimbursement (<i>reported to DOR</i>)	\$0.00
5. Total County and Municipal Aid (sum of Lines 1-4)	\$26,329.20

Utility Aid

- Under state law, utility aid is distributed to each county and municipality where tax-exempt utility property is located (sec. 79.04, Wis. Stats.)
- Utility companies report utility property information to DOR annually
- DOR uses the provided information to accurately calculate utility aid (*shown below*)

Utility Aid Calculation	
1. Net book value, <i>as of December 31, 2024 (including expected additions/retirements)</i>	\$2,958,816.00
2. Total net book value payment	\$8,876.45
3. Minimum payment	\$0.00
4. Megawatt capacity	0.0
5. Megawatt capacity payment	\$0.00
6. Closed/decommissioned production plant (phased down) payment	\$0.00
7. Subtotal (<i>sum of Lines 2, 3, 5 and 6</i>)	\$8,876.45
8. Population cap	\$604,350.00
9. Adjusted subtotal (<i>lesser of Line 7 or Line 8</i>)	\$8,876.45
10. Adjacent site incentive payment	\$0.00
11. Baseload incentive payment	\$0.00
12. Co-generation incentive payment	\$0.00
13. Alternative energy incentive payment	\$0.00
14. Total incentive payments (<i>sum of Lines 10 through 13</i>)	\$0.00
15. Spent nuclear fuel payment	\$0.00
16. Total Utility Aid – this is the utility aid payment listed on the front of the estimate (<i>sum of Lines 9, 14 and 15</i>)	\$8,876.45

Supplemental County and Municipal Aid

- Under state law, supplemental county and municipal aid paid to each county and municipality is determined by 2023 Wisconsin Act 12 (sec. 79.037, Wis. Stats.)
- For detailed information, review [county and municipal aid spreadsheet](#)

Supplemental County and Municipal Aid Calculation	
1. Prior year supplemental county and municipal aid	\$53,618.28
2. Increase due to sales tax revenue including adjustments (<i>district changes</i>)	\$1,233.22
3. Total Supplemental County and Municipal Aid (<i>sum of Lines 1 and 2</i>)	\$54,851.50

Expenditure Restraint Incentive Program

- Only municipalities are eligible to receive Expenditure Restraint Incentive Program (ERIP) payments
- Under state law, in 2025, each municipality will receive a payment that is equal to the amount of the payment received by the municipality in 2024 (sec. 79.05(4), Wis. Stats., from 2023 WI Act 12 – notwithstanding subs. (2) and (3))

Contact Information

If you have questions, contact us at lgs@wisconsin.gov, (608) 266-8618 or (608) 261-5167.



State of Wisconsin • DEPARTMENT OF REVENUE

DIVISION OF STATE AND LOCAL FINANCE • BUREAU OF LOCAL GOVERNMENT SERVICES • 2135 RIMROCK RD MADISON, WI 53713

Mailing Address:
PO Box 8971 #6-97
Madison WI 53708-8971
Fax: (608) 264-6887
lgs@wisconsin.gov

September 13, 2024

JOAN HANSON
TOWN OF ALBION
N5813 SHADY CREEK RD
BLACK RIVER FALLS WI 54615

Notice of Shared Revenue – 2025 Original Estimate

Notice Information

The Wisconsin Department of Revenue (DOR) is providing the **estimated** shared revenue amounts your local government will receive in 2025 under current state law for county and municipal aid, supplemental county and municipal aid, utility aid and the expenditure restraint incentive program. This does not include adjustments, shown on the July and November payment notices.

District	TOWN OF ALBION	County	JACKSON	Co-muni code	27-004
-----------------	----------------	---------------	---------	---------------------	--------

Estimate Information

For an explanation of each aid payment listed below, review the additional information in this notice.

2025 Original Estimate	
1. County and municipal aid	\$22,067.81
2. Utility aid	\$106.03
3. Supplemental county and municipal aid	\$51,314.14
4. Expenditure restraint incentive program	\$0.00
5. Total Estimated 2025 Payments (sum of Lines 1-4)	\$73,487.98

Payment Information

Your local government will receive two distributions in 2025 :

- July 28, 2025: 15% of Line 1, 2, and 3 and 100% of Line 4 (*shown above*)
- November 17, 2025: balance of your 2025 aid payments

County and Municipal Aid

Under state law, the county and municipal aid paid to each county and municipality must be equal to the amount determined in 2012 (sec. 79.036, Wis. Stats.) and adjusted for fallen protective services insurance reimbursement (sec. 79.036(4), Wis. Stats.).

County and Municipal Aid Calculation	
1. Prior year county and municipal aid	\$21,573.22
2. Increase due to sales tax revenue, including adjustments (<i>district changes</i>)	\$496.18
3. Fallen protective services insurance adjustment	-\$1.59
4. Fallen protective services insurance reimbursement (<i>reported to DOR</i>)	\$0.00
5. Total County and Municipal Aid (sum of Lines 1-4)	\$22,067.81

Utility Aid

- Under state law, utility aid is distributed to each county and municipality where tax-exempt utility property is located (sec. 79.04, Wis. Stats.)
- Utility companies report utility property information to DOR annually
- DOR uses the provided information to accurately calculate utility aid (*shown below*)

Utility Aid Calculation	
1. Net book value, <i>as of December 31, 2024 (including expected additions/retirements)</i>	\$35,343.00
2. Total net book value payment	\$106.03
3. Minimum payment	\$0.00
4. Megawatt capacity	0.0
5. Megawatt capacity payment	\$0.00
6. Closed/decommissioned production plant (phased down) payment	\$0.00
7. Subtotal (<i>sum of Lines 2, 3, 5 and 6</i>)	\$106.03
8. Population cap	\$509,150.00
9. Adjusted subtotal (<i>lesser of Line 7 or Line 8</i>)	\$106.03
10. Adjacent site incentive payment	\$0.00
11. Baseload incentive payment	\$0.00
12. Co-generation incentive payment	\$0.00
13. Alternative energy incentive payment	\$0.00
14. Total incentive payments (<i>sum of Lines 10 through 13</i>)	\$0.00
15. Spent nuclear fuel payment	\$0.00
16. Total Utility Aid – this is the utility aid payment listed on the front of the estimate <i>(sum of Lines 9, 14 and 15)</i>	\$106.03

Supplemental County and Municipal Aid

- Under state law, supplemental county and municipal aid paid to each county and municipality is determined by 2023 Wisconsin Act 12 (sec. 79.037, Wis. Stats.)
- For detailed information, review [county and municipal aid spreadsheet](#)

Supplemental County and Municipal Aid Calculation	
1. Prior year supplemental county and municipal aid	\$50,160.45
2. Increase due to sales tax revenue including adjustments (<i>district changes</i>)	\$1,153.69
3. Total Supplemental County and Municipal Aid (<i>sum of Lines 1 and 2</i>)	\$51,314.14

Expenditure Restraint Incentive Program

- Only municipalities are eligible to receive Expenditure Restraint Incentive Program (ERIP) payments
- Under state law, in 2025, each municipality will receive a payment that is equal to the amount of the payment received by the municipality in 2024 (sec. 79.05(4), Wis. Stats., from 2023 WI Act 12 – notwithstanding subs. (2) and (3))

Contact Information

If you have questions, contact us at lgs@wisconsin.gov, (608) 266-8618 or (608) 261-5167.



State of Wisconsin • DEPARTMENT OF REVENUE

DIVISION OF STATE AND LOCAL FINANCE • BUREAU OF LOCAL GOVERNMENT SERVICES • 2135 RIMROCK RD MADISON, WI 53713

Mailing Address:
PO Box 8971 #6-97
Madison WI 53708-8971
Fax: (608) 264-6887
lgs@wisconsin.gov

September 13, 2024

DONALD FORSTING
TOWN OF ALMA
N8880 N CASPER RD
ALMA CENTER WI 54611-8515

Notice of Shared Revenue – 2025 Original Estimate

Notice Information

The Wisconsin Department of Revenue (DOR) is providing the **estimated** shared revenue amounts your local government will receive in 2025 under current state law for county and municipal aid, supplemental county and municipal aid, utility aid and the expenditure restraint incentive program. This does not include adjustments, shown on the July and November payment notices.

District	TOWN OF ALMA	County	JACKSON	Co-muni code	27-006
-----------------	--------------	---------------	---------	---------------------	--------

Estimate Information

For an explanation of each aid payment listed below, review the additional information in this notice.

2025 Original Estimate	
1. County and municipal aid	\$49,292.73
2. Utility aid	\$976.81
3. Supplemental county and municipal aid	\$48,651.94
4. Expenditure restraint incentive program	\$0.00
5. Total Estimated 2025 Payments (sum of Lines 1-4)	\$98,921.48

Payment Information

Your local government will receive two distributions in 2025 :

- July 28, 2025: 15% of Line 1, 2, and 3 and 100% of Line 4 (*shown above*)
- November 17, 2025: balance of your 2025 aid payments

County and Municipal Aid

Under state law, the county and municipal aid paid to each county and municipality must be equal to the amount determined in 2012 (sec. 79.036, Wis. Stats.) and adjusted for fallen protective services insurance reimbursement (sec. 79.036(4), Wis. Stats.).

County and Municipal Aid Calculation	
1. Prior year county and municipal aid	\$48,187.97
2. Increase due to sales tax revenue, including adjustments (<i>district changes</i>)	\$1,108.32
3. Fallen protective services insurance adjustment	-\$3.56
4. Fallen protective services insurance reimbursement (<i>reported to DOR</i>)	\$0.00
5. Total County and Municipal Aid (sum of Lines 1-4)	\$49,292.73

Utility Aid

- Under state law, utility aid is distributed to each county and municipality where tax-exempt utility property is located (sec. 79.04, Wis. Stats.)
- Utility companies report utility property information to DOR annually
- DOR uses the provided information to accurately calculate utility aid (*shown below*)

Utility Aid Calculation	
1. Net book value, <i>as of December 31, 2024 (including expected additions/retirements)</i>	\$325,604.00
2. Total net book value payment	\$976.81
3. Minimum payment	\$0.00
4. Megawatt capacity	0.0
5. Megawatt capacity payment	\$0.00
6. Closed/decommissioned production plant (phased down) payment	\$0.00
7. Subtotal (<i>sum of Lines 2, 3, 5 and 6</i>)	\$976.81
8. Population cap	\$450,500.00
9. Adjusted subtotal (<i>lesser of Line 7 or Line 8</i>)	\$976.81
10. Adjacent site incentive payment	\$0.00
11. Baseload incentive payment	\$0.00
12. Co-generation incentive payment	\$0.00
13. Alternative energy incentive payment	\$0.00
14. Total incentive payments (<i>sum of Lines 10 through 13</i>)	\$0.00
15. Spent nuclear fuel payment	\$0.00
16. Total Utility Aid – this is the utility aid payment listed on the front of the estimate (<i>sum of Lines 9, 14 and 15</i>)	\$976.81

Supplemental County and Municipal Aid

- Under state law, supplemental county and municipal aid paid to each county and municipality is determined by 2023 Wisconsin Act 12 (sec. 79.037, Wis. Stats.)
- For detailed information, review [county and municipal aid spreadsheet](#)

Supplemental County and Municipal Aid Calculation	
1. Prior year supplemental county and municipal aid	\$47,558.10
2. Increase due to sales tax revenue including adjustments (<i>district changes</i>)	\$1,093.84
3. Total Supplemental County and Municipal Aid (<i>sum of Lines 1 and 2</i>)	\$48,651.94

Expenditure Restraint Incentive Program

- Only municipalities are eligible to receive Expenditure Restraint Incentive Program (ERIP) payments
- Under state law, in 2025, each municipality will receive a payment that is equal to the amount of the payment received by the municipality in 2024 (sec. 79.05(4), Wis. Stats., from 2023 WI Act 12 – notwithstanding subs. (2) and (3))

Contact Information

If you have questions, contact us at lgs@wisconsin.gov, (608) 266-8618 or (608) 261-5167.



State of Wisconsin • DEPARTMENT OF REVENUE

DIVISION OF STATE AND LOCAL FINANCE • BUREAU OF LOCAL GOVERNMENT SERVICES • 2135 RIMROCK RD MADISON, WI 53713

Mailing Address:
PO Box 8971 #6-97
Madison WI 53708-8971
Fax: (608) 264-6887
lgs@wisconsin.gov

September 13, 2024

KIM RINDEN
TOWN OF BEAR BLUFF
PO BOX 145
WARRENS WI 54666-0145

Notice of Shared Revenue – 2025 Original Estimate

Notice Information

The Wisconsin Department of Revenue (DOR) is providing the **estimated** shared revenue amounts your local government will receive in 2025 under current state law for county and municipal aid, supplemental county and municipal aid, utility aid and the expenditure restraint incentive program. This does not include adjustments, shown on the July and November payment notices.

District	TOWN OF BEAR BLUFF	County	JACKSON	Co-muni code	27-008
-----------------	--------------------	---------------	---------	---------------------	--------

Estimate Information

For an explanation of each aid payment listed below, review the additional information in this notice.

2025 Original Estimate	
1. County and municipal aid	\$2,720.67
2. Utility aid	\$0.00
3. Supplemental county and municipal aid	\$33,355.69
4. Expenditure restraint incentive program	\$0.00
5. Total Estimated 2025 Payments (sum of Lines 1-4)	\$36,076.36

Payment Information

Your local government will receive two distributions in 2025 :

- July 28, 2025: 15% of Line 1, 2, and 3 and 100% of Line 4 (*shown above*)
- November 17, 2025: balance of your 2025 aid payments

County and Municipal Aid

Under state law, the county and municipal aid paid to each county and municipality must be equal to the amount determined in 2012 (sec. 79.036, Wis. Stats.) and adjusted for fallen protective services insurance reimbursement (sec. 79.036(4), Wis. Stats.).

County and Municipal Aid Calculation	
1. Prior year county and municipal aid	\$2,659.70
2. Increase due to sales tax revenue, including adjustments (<i>district changes</i>)	\$61.17
3. Fallen protective services insurance adjustment	-\$0.20
4. Fallen protective services insurance reimbursement (<i>reported to DOR</i>)	\$0.00
5. Total County and Municipal Aid (sum of Lines 1-4)	\$2,720.67

Utility Aid

- Under state law, utility aid is distributed to each county and municipality where tax-exempt utility property is located (sec. 79.04, Wis. Stats.)
- Utility companies report utility property information to DOR annually
- DOR uses the provided information to accurately calculate utility aid (*shown below*)

Utility Aid Calculation	
1. Net book value, <i>as of December 31, 2024 (including expected additions/retirements)</i>	\$0.00
2. Total net book value payment	\$0.00
3. Minimum payment	\$0.00
4. Megawatt capacity	0.0
5. Megawatt capacity payment	\$0.00
6. Closed/decommissioned production plant (phased down) payment	\$0.00
7. Subtotal (<i>sum of Lines 2, 3, 5 and 6</i>)	\$0.00
8. Population cap	\$65,025.00
9. Adjusted subtotal (<i>lesser of Line 7 or Line 8</i>)	\$0.00
10. Adjacent site incentive payment	\$0.00
11. Baseload incentive payment	\$0.00
12. Co-generation incentive payment	\$0.00
13. Alternative energy incentive payment	\$0.00
14. Total incentive payments (<i>sum of Lines 10 through 13</i>)	\$0.00
15. Spent nuclear fuel payment	\$0.00
16. Total Utility Aid – this is the utility aid payment listed on the front of the estimate (<i>sum of Lines 9, 14 and 15</i>)	\$0.00

Supplemental County and Municipal Aid

- Under state law, supplemental county and municipal aid paid to each county and municipality is determined by 2023 Wisconsin Act 12 (sec. 79.037, Wis. Stats.)
- For detailed information, review [county and municipal aid spreadsheet](#)

Supplemental County and Municipal Aid Calculation	
1. Prior year supplemental county and municipal aid	\$32,605.76
2. Increase due to sales tax revenue including adjustments (<i>district changes</i>)	\$749.93
3. Total Supplemental County and Municipal Aid (<i>sum of Lines 1 and 2</i>)	\$33,355.69

Expenditure Restraint Incentive Program

- Only municipalities are eligible to receive Expenditure Restraint Incentive Program (ERIP) payments
- Under state law, in 2025, each municipality will receive a payment that is equal to the amount of the payment received by the municipality in 2024 (sec. 79.05(4), Wis. Stats., from 2023 WI Act 12 – notwithstanding subs. (2) and (3))

Contact Information

If you have questions, contact us at lgs@wisconsin.gov, (608) 266-8618 or (608) 261-5167.



State of Wisconsin • DEPARTMENT OF REVENUE

DIVISION OF STATE AND LOCAL FINANCE • BUREAU OF LOCAL GOVERNMENT SERVICES • 2135 RIMROCK RD MADISON, WI 53713

Mailing Address:
PO Box 8971 #6-97
Madison WI 53708-8971
Fax: (608) 264-6887
lgs@wisconsin.gov

September 13, 2024

JANN DAHL
TOWN OF BROCKWAY
PO BOX 484
BLACK RIVER FALLS WI 54615-0484

Notice of Shared Revenue – 2025 Original Estimate

Notice Information

The Wisconsin Department of Revenue (DOR) is providing the **estimated** shared revenue amounts your local government will receive in 2025 under current state law for county and municipal aid, supplemental county and municipal aid, utility aid and the expenditure restraint incentive program. This does not include adjustments, shown on the July and November payment notices.

District	TOWN OF BROCKWAY	County	JACKSON	Co-muni code	27-010
-----------------	------------------	---------------	---------	---------------------	--------

Estimate Information

For an explanation of each aid payment listed below, review the additional information in this notice.

2025 Original Estimate	
1. County and municipal aid	\$98,952.13
2. Utility aid	\$13,551.55
3. Supplemental county and municipal aid	\$82,038.02
4. Expenditure restraint incentive program	\$0.00
5. Total Estimated 2025 Payments (sum of Lines 1-4)	\$194,541.70

Payment Information

Your local government will receive two distributions in 2025 :

- July 28, 2025: 15% of Line 1, 2, and 3 and 100% of Line 4 (*shown above*)
- November 17, 2025: balance of your 2025 aid payments

County and Municipal Aid

Under state law, the county and municipal aid paid to each county and municipality must be equal to the amount determined in 2012 (sec. 79.036, Wis. Stats.) and adjusted for fallen protective services insurance reimbursement (sec. 79.036(4), Wis. Stats.).

County and Municipal Aid Calculation	
1. Prior year county and municipal aid	\$96,734.39
2. Increase due to sales tax revenue, including adjustments (<i>district changes</i>)	\$2,224.89
3. Fallen protective services insurance adjustment	-\$7.15
4. Fallen protective services insurance reimbursement (<i>reported to DOR</i>)	\$0.00
5. Total County and Municipal Aid (sum of Lines 1-4)	\$98,952.13

Utility Aid

- Under state law, utility aid is distributed to each county and municipality where tax-exempt utility property is located (sec. 79.04, Wis. Stats.)
- Utility companies report utility property information to DOR annually
- DOR uses the provided information to accurately calculate utility aid (*shown below*)

Utility Aid Calculation	
1. Net book value, <i>as of December 31, 2024 (including expected additions/retirements)</i>	\$4,517,183.00
2. Total net book value payment	\$13,551.55
3. Minimum payment	\$0.00
4. Megawatt capacity	0.0
5. Megawatt capacity payment	\$0.00
6. Closed/decommissioned production plant (phased down) payment	\$0.00
7. Subtotal (<i>sum of Lines 2, 3, 5 and 6</i>)	\$13,551.55
8. Population cap	\$1,298,375.00
9. Adjusted subtotal (<i>lesser of Line 7 or Line 8</i>)	\$13,551.55
10. Adjacent site incentive payment	\$0.00
11. Baseload incentive payment	\$0.00
12. Co-generation incentive payment	\$0.00
13. Alternative energy incentive payment	\$0.00
14. Total incentive payments (<i>sum of Lines 10 through 13</i>)	\$0.00
15. Spent nuclear fuel payment	\$0.00
16. Total Utility Aid – this is the utility aid payment listed on the front of the estimate (<i>sum of Lines 9, 14 and 15</i>)	\$13,551.55

Supplemental County and Municipal Aid

- Under state law, supplemental county and municipal aid paid to each county and municipality is determined by 2023 Wisconsin Act 12 (sec. 79.037, Wis. Stats.)
- For detailed information, review [county and municipal aid spreadsheet](#)

Supplemental County and Municipal Aid Calculation	
1. Prior year supplemental county and municipal aid	\$80,193.57
2. Increase due to sales tax revenue including adjustments (<i>district changes</i>)	\$1,844.45
3. Total Supplemental County and Municipal Aid (<i>sum of Lines 1 and 2</i>)	\$82,038.02

Expenditure Restraint Incentive Program

- Only municipalities are eligible to receive Expenditure Restraint Incentive Program (ERIP) payments
- Under state law, in 2025, each municipality will receive a payment that is equal to the amount of the payment received by the municipality in 2024 (sec. 79.05(4), Wis. Stats., from 2023 WI Act 12 – notwithstanding subs. (2) and (3))

Contact Information

If you have questions, contact us at lgs@wisconsin.gov, (608) 266-8618 or (608) 261-5167.



State of Wisconsin • DEPARTMENT OF REVENUE

DIVISION OF STATE AND LOCAL FINANCE • BUREAU OF LOCAL GOVERNMENT SERVICES • 2135 RIMROCK RD MADISON, WI 53713

Mailing Address:
PO Box 8971 #6-97
Madison WI 53708-8971
Fax: (608) 264-6887
lgs@wisconsin.gov

September 13, 2024

SARAH GRUTZIK
TOWN OF CITY POINT
W1364 OLD HWY 54
PITTSVILLE WI 54466

Notice of Shared Revenue – 2025 Original Estimate

Notice Information

The Wisconsin Department of Revenue (DOR) is providing the **estimated** shared revenue amounts your local government will receive in 2025 under current state law for county and municipal aid, supplemental county and municipal aid, utility aid and the expenditure restraint incentive program. This does not include adjustments, shown on the July and November payment notices.

District	TOWN OF CITY POINT	County	JACKSON	Co-muni code	27-012
-----------------	--------------------	---------------	---------	---------------------	--------

Estimate Information

For an explanation of each aid payment listed below, review the additional information in this notice.

2025 Original Estimate	
1. County and municipal aid	\$7,628.37
2. Utility aid	\$0.00
3. Supplemental county and municipal aid	\$33,751.20
4. Expenditure restraint incentive program	\$0.00
5. Total Estimated 2025 Payments (sum of Lines 1-4)	\$41,379.57

Payment Information

Your local government will receive two distributions in 2025 :

- July 28, 2025: 15% of Line 1, 2, and 3 and 100% of Line 4 (*shown above*)
- November 17, 2025: balance of your 2025 aid payments

County and Municipal Aid

Under state law, the county and municipal aid paid to each county and municipality must be equal to the amount determined in 2012 (sec. 79.036, Wis. Stats.) and adjusted for fallen protective services insurance reimbursement (sec. 79.036(4), Wis. Stats.).

County and Municipal Aid Calculation	
1. Prior year county and municipal aid	\$7,457.40
2. Increase due to sales tax revenue, including adjustments (<i>district changes</i>)	\$171.52
3. Fallen protective services insurance adjustment	-\$0.55
4. Fallen protective services insurance reimbursement (<i>reported to DOR</i>)	\$0.00
5. Total County and Municipal Aid (sum of Lines 1-4)	\$7,628.37

Utility Aid

- Under state law, utility aid is distributed to each county and municipality where tax-exempt utility property is located (sec. 79.04, Wis. Stats.)
- Utility companies report utility property information to DOR annually
- DOR uses the provided information to accurately calculate utility aid (*shown below*)

Utility Aid Calculation	
1. Net book value, <i>as of December 31, 2024 (including expected additions/retirements)</i>	\$0.00
2. Total net book value payment	\$0.00
3. Minimum payment	\$0.00
4. Megawatt capacity	0.0
5. Megawatt capacity payment	\$0.00
6. Closed/decommissioned production plant (phased down) payment	\$0.00
7. Subtotal (<i>sum of Lines 2, 3, 5 and 6</i>)	\$0.00
8. Population cap	\$76,500.00
9. Adjusted subtotal (<i>lesser of Line 7 or Line 8</i>)	\$0.00
10. Adjacent site incentive payment	\$0.00
11. Baseload incentive payment	\$0.00
12. Co-generation incentive payment	\$0.00
13. Alternative energy incentive payment	\$0.00
14. Total incentive payments (<i>sum of Lines 10 through 13</i>)	\$0.00
15. Spent nuclear fuel payment	\$0.00
16. Total Utility Aid – this is the utility aid payment listed on the front of the estimate (<i>sum of Lines 9, 14 and 15</i>)	\$0.00

Supplemental County and Municipal Aid

- Under state law, supplemental county and municipal aid paid to each county and municipality is determined by 2023 Wisconsin Act 12 (sec. 79.037, Wis. Stats.)
- For detailed information, review [county and municipal aid spreadsheet](#)

Supplemental County and Municipal Aid Calculation	
1. Prior year supplemental county and municipal aid	\$32,992.38
2. Increase due to sales tax revenue including adjustments (<i>district changes</i>)	\$758.82
3. Total Supplemental County and Municipal Aid (<i>sum of Lines 1 and 2</i>)	\$33,751.20

Expenditure Restraint Incentive Program

- Only municipalities are eligible to receive Expenditure Restraint Incentive Program (ERIP) payments
- Under state law, in 2025, each municipality will receive a payment that is equal to the amount of the payment received by the municipality in 2024 (sec. 79.05(4), Wis. Stats., from 2023 WI Act 12 – notwithstanding subs. (2) and (3))

Contact Information

If you have questions, contact us at lgs@wisconsin.gov, (608) 266-8618 or (608) 261-5167.



State of Wisconsin • DEPARTMENT OF REVENUE

DIVISION OF STATE AND LOCAL FINANCE • BUREAU OF LOCAL GOVERNMENT SERVICES • 2135 RIMROCK RD MADISON, WI 53713

Mailing Address:
PO Box 8971 #6-97
Madison WI 53708-8971
Fax: (608) 264-6887
lgs@wisconsin.gov

September 13, 2024

KIMBERLY SORENSON
TOWN OF CLEVELAND
W14427 OLD HWY 10
FAIRCHILD WI 54741-8824

Notice of Shared Revenue – 2025 Original Estimate

Notice Information

The Wisconsin Department of Revenue (DOR) is providing the **estimated** shared revenue amounts your local government will receive in 2025 under current state law for county and municipal aid, supplemental county and municipal aid, utility aid and the expenditure restraint incentive program. This does not include adjustments, shown on the July and November payment notices.

District	TOWN OF CLEVELAND	County	JACKSON	Co-muni code	27-014
-----------------	-------------------	---------------	---------	---------------------	--------

Estimate Information

For an explanation of each aid payment listed below, review the additional information in this notice.

2025 Original Estimate	
1. County and municipal aid	\$36,616.70
2. Utility aid	\$434.41
3. Supplemental county and municipal aid	\$39,785.63
4. Expenditure restraint incentive program	\$0.00
5. Total Estimated 2025 Payments (sum of Lines 1-4)	\$76,836.74

Payment Information

Your local government will receive two distributions in 2025 :

- July 28, 2025: 15% of Line 1, 2, and 3 and 100% of Line 4 (*shown above*)
- November 17, 2025: balance of your 2025 aid payments

County and Municipal Aid

Under state law, the county and municipal aid paid to each county and municipality must be equal to the amount determined in 2012 (sec. 79.036, Wis. Stats.) and adjusted for fallen protective services insurance reimbursement (sec. 79.036(4), Wis. Stats.).

County and Municipal Aid Calculation	
1. Prior year county and municipal aid	\$35,796.04
2. Increase due to sales tax revenue, including adjustments (<i>district changes</i>)	\$823.31
3. Fallen protective services insurance adjustment	-\$2.65
4. Fallen protective services insurance reimbursement (<i>reported to DOR</i>)	\$0.00
5. Total County and Municipal Aid (sum of Lines 1-4)	\$36,616.70

Utility Aid

- Under state law, utility aid is distributed to each county and municipality where tax-exempt utility property is located (sec. 79.04, Wis. Stats.)
- Utility companies report utility property information to DOR annually
- DOR uses the provided information to accurately calculate utility aid (*shown below*)

Utility Aid Calculation	
1. Net book value, <i>as of December 31, 2024 (including expected additions/retirements)</i>	\$144,802.00
2. Total net book value payment	\$434.41
3. Minimum payment	\$0.00
4. Megawatt capacity	0.0
5. Megawatt capacity payment	\$0.00
6. Closed/decommissioned production plant (phased down) payment	\$0.00
7. Subtotal (<i>sum of Lines 2, 3, 5 and 6</i>)	\$434.41
8. Population cap	\$221,850.00
9. Adjusted subtotal (<i>lesser of Line 7 or Line 8</i>)	\$434.41
10. Adjacent site incentive payment	\$0.00
11. Baseload incentive payment	\$0.00
12. Co-generation incentive payment	\$0.00
13. Alternative energy incentive payment	\$0.00
14. Total incentive payments (<i>sum of Lines 10 through 13</i>)	\$0.00
15. Spent nuclear fuel payment	\$0.00
16. Total Utility Aid – this is the utility aid payment listed on the front of the estimate (<i>sum of Lines 9, 14 and 15</i>)	\$434.41

Supplemental County and Municipal Aid

- Under state law, supplemental county and municipal aid paid to each county and municipality is determined by 2023 Wisconsin Act 12 (sec. 79.037, Wis. Stats.)
- For detailed information, review [county and municipal aid spreadsheet](#)

Supplemental County and Municipal Aid Calculation	
1. Prior year supplemental county and municipal aid	\$38,891.13
2. Increase due to sales tax revenue including adjustments (<i>district changes</i>)	\$894.50
3. Total Supplemental County and Municipal Aid (<i>sum of Lines 1 and 2</i>)	\$39,785.63

Expenditure Restraint Incentive Program

- Only municipalities are eligible to receive Expenditure Restraint Incentive Program (ERIP) payments
- Under state law, in 2025, each municipality will receive a payment that is equal to the amount of the payment received by the municipality in 2024 (sec. 79.05(4), Wis. Stats., from 2023 WI Act 12 – notwithstanding subs. (2) and (3))

Contact Information

If you have questions, contact us at lgs@wisconsin.gov, (608) 266-8618 or (608) 261-5167.



State of Wisconsin • DEPARTMENT OF REVENUE

DIVISION OF STATE AND LOCAL FINANCE • BUREAU OF LOCAL GOVERNMENT SERVICES • 2135 RIMROCK RD MADISON, WI 53713

Mailing Address:
PO Box 8971 #6-97
Madison WI 53708-8971
Fax: (608) 264-6887
lgs@wisconsin.gov

September 13, 2024

GENELL SEVERSON
TOWN OF CURRAN
N9647 TYLER RD
HIXTON WI 54635

Notice of Shared Revenue – 2025 Original Estimate

Notice Information

The Wisconsin Department of Revenue (DOR) is providing the **estimated** shared revenue amounts your local government will receive in 2025 under current state law for county and municipal aid, supplemental county and municipal aid, utility aid and the expenditure restraint incentive program. This does not include adjustments, shown on the July and November payment notices.

District	TOWN OF CURRAN	County	JACKSON	Co-muni code	27-016
-----------------	----------------	---------------	---------	---------------------	--------

Estimate Information

For an explanation of each aid payment listed below, review the additional information in this notice.

2025 Original Estimate	
1. County and municipal aid	\$28,502.78
2. Utility aid	\$9,068.90
3. Supplemental county and municipal aid	\$36,020.87
4. Expenditure restraint incentive program	\$0.00
5. Total Estimated 2025 Payments (sum of Lines 1-4)	\$73,592.55

Payment Information

Your local government will receive two distributions in 2025 :

- July 28, 2025: 15% of Line 1, 2, and 3 and 100% of Line 4 (*shown above*)
- November 17, 2025: balance of your 2025 aid payments

County and Municipal Aid

Under state law, the county and municipal aid paid to each county and municipality must be equal to the amount determined in 2012 (sec. 79.036, Wis. Stats.) and adjusted for fallen protective services insurance reimbursement (sec. 79.036(4), Wis. Stats.).

County and Municipal Aid Calculation	
1. Prior year county and municipal aid	\$27,863.97
2. Increase due to sales tax revenue, including adjustments (<i>district changes</i>)	\$640.87
3. Fallen protective services insurance adjustment	-\$2.06
4. Fallen protective services insurance reimbursement (<i>reported to DOR</i>)	\$0.00
5. Total County and Municipal Aid (sum of Lines 1-4)	\$28,502.78

Utility Aid

- Under state law, utility aid is distributed to each county and municipality where tax-exempt utility property is located (sec. 79.04, Wis. Stats.)
- Utility companies report utility property information to DOR annually
- DOR uses the provided information to accurately calculate utility aid (*shown below*)

Utility Aid Calculation	
1. Net book value, <i>as of December 31, 2024 (including expected additions/retirements)</i>	\$3,022,967.00
2. Total net book value payment	\$9,068.90
3. Minimum payment	\$0.00
4. Megawatt capacity	0.0
5. Megawatt capacity payment	\$0.00
6. Closed/decommissioned production plant (phased down) payment	\$0.00
7. Subtotal (<i>sum of Lines 2, 3, 5 and 6</i>)	\$9,068.90
8. Population cap	\$129,625.00
9. Adjusted subtotal (<i>lesser of Line 7 or Line 8</i>)	\$9,068.90
10. Adjacent site incentive payment	\$0.00
11. Baseload incentive payment	\$0.00
12. Co-generation incentive payment	\$0.00
13. Alternative energy incentive payment	\$0.00
14. Total incentive payments (<i>sum of Lines 10 through 13</i>)	\$0.00
15. Spent nuclear fuel payment	\$0.00
16. Total Utility Aid – this is the utility aid payment listed on the front of the estimate (<i>sum of Lines 9, 14 and 15</i>)	\$9,068.90

Supplemental County and Municipal Aid

- Under state law, supplemental county and municipal aid paid to each county and municipality is determined by 2023 Wisconsin Act 12 (sec. 79.037, Wis. Stats.)
- For detailed information, review [county and municipal aid spreadsheet](#)

Supplemental County and Municipal Aid Calculation	
1. Prior year supplemental county and municipal aid	\$35,211.02
2. Increase due to sales tax revenue including adjustments (<i>district changes</i>)	\$809.85
3. Total Supplemental County and Municipal Aid (<i>sum of Lines 1 and 2</i>)	\$36,020.87

Expenditure Restraint Incentive Program

- Only municipalities are eligible to receive Expenditure Restraint Incentive Program (ERIP) payments
- Under state law, in 2025, each municipality will receive a payment that is equal to the amount of the payment received by the municipality in 2024 (sec. 79.05(4), Wis. Stats., from 2023 WI Act 12 – notwithstanding subs. (2) and (3))

Contact Information

If you have questions, contact us at lgs@wisconsin.gov, (608) 266-8618 or (608) 261-5167.



State of Wisconsin • DEPARTMENT OF REVENUE

DIVISION OF STATE AND LOCAL FINANCE • BUREAU OF LOCAL GOVERNMENT SERVICES • 2135 RIMROCK RD MADISON, WI 53713

Mailing Address:
PO Box 8971 #6-97
Madison WI 53708-8971
Fax: (608) 264-6887
lgs@wisconsin.gov

September 13, 2024

BREE LIEN
TOWN OF FRANKLIN
W16177 COUNTY RD C
TAYLOR WI 54659-7008

Notice of Shared Revenue – 2025 Original Estimate

Notice Information

The Wisconsin Department of Revenue (DOR) is providing the **estimated** shared revenue amounts your local government will receive in 2025 under current state law for county and municipal aid, supplemental county and municipal aid, utility aid and the expenditure restraint incentive program. This does not include adjustments, shown on the July and November payment notices.

District	TOWN OF FRANKLIN	County	JACKSON	Co-muni code	27-018
-----------------	------------------	---------------	---------	---------------------	--------

Estimate Information

For an explanation of each aid payment listed below, review the additional information in this notice.

2025 Original Estimate	
1. County and municipal aid	\$37,142.61
2. Utility aid	\$0.00
3. Supplemental county and municipal aid	\$39,974.70
4. Expenditure restraint incentive program	\$0.00
5. Total Estimated 2025 Payments (sum of Lines 1-4)	\$77,117.31

Payment Information

Your local government will receive two distributions in 2025 :

- July 28, 2025: 15% of Line 1, 2, and 3 and 100% of Line 4 (*shown above*)
- November 17, 2025: balance of your 2025 aid payments

County and Municipal Aid

Under state law, the county and municipal aid paid to each county and municipality must be equal to the amount determined in 2012 (sec. 79.036, Wis. Stats.) and adjusted for fallen protective services insurance reimbursement (sec. 79.036(4), Wis. Stats.).

County and Municipal Aid Calculation	
1. Prior year county and municipal aid	\$36,310.16
2. Increase due to sales tax revenue, including adjustments (<i>district changes</i>)	\$835.13
3. Fallen protective services insurance adjustment	-\$2.68
4. Fallen protective services insurance reimbursement (<i>reported to DOR</i>)	\$0.00
5. Total County and Municipal Aid (sum of Lines 1-4)	\$37,142.61

Utility Aid

- Under state law, utility aid is distributed to each county and municipality where tax-exempt utility property is located (sec. 79.04, Wis. Stats.)
- Utility companies report utility property information to DOR annually
- DOR uses the provided information to accurately calculate utility aid (*shown below*)

Utility Aid Calculation	
1. Net book value, <i>as of December 31, 2024 (including expected additions/retirements)</i>	\$0.00
2. Total net book value payment	\$0.00
3. Minimum payment	\$0.00
4. Megawatt capacity	0.0
5. Megawatt capacity payment	\$0.00
6. Closed/decommissioned production plant (phased down) payment	\$0.00
7. Subtotal (<i>sum of Lines 2, 3, 5 and 6</i>)	\$0.00
8. Population cap	\$237,575.00
9. Adjusted subtotal (<i>lesser of Line 7 or Line 8</i>)	\$0.00
10. Adjacent site incentive payment	\$0.00
11. Baseload incentive payment	\$0.00
12. Co-generation incentive payment	\$0.00
13. Alternative energy incentive payment	\$0.00
14. Total incentive payments (<i>sum of Lines 10 through 13</i>)	\$0.00
15. Spent nuclear fuel payment	\$0.00
16. Total Utility Aid – this is the utility aid payment listed on the front of the estimate (<i>sum of Lines 9, 14 and 15</i>)	\$0.00

Supplemental County and Municipal Aid

- Under state law, supplemental county and municipal aid paid to each county and municipality is determined by 2023 Wisconsin Act 12 (sec. 79.037, Wis. Stats.)
- For detailed information, review [county and municipal aid spreadsheet](#)

Supplemental County and Municipal Aid Calculation	
1. Prior year supplemental county and municipal aid	\$39,075.95
2. Increase due to sales tax revenue including adjustments (<i>district changes</i>)	\$898.75
3. Total Supplemental County and Municipal Aid (<i>sum of Lines 1 and 2</i>)	\$39,974.70

Expenditure Restraint Incentive Program

- Only municipalities are eligible to receive Expenditure Restraint Incentive Program (ERIP) payments
- Under state law, in 2025, each municipality will receive a payment that is equal to the amount of the payment received by the municipality in 2024 (sec. 79.05(4), Wis. Stats., from 2023 WI Act 12 – notwithstanding subs. (2) and (3))

Contact Information

If you have questions, contact us at lgs@wisconsin.gov, (608) 266-8618 or (608) 261-5167.



State of Wisconsin • DEPARTMENT OF REVENUE

DIVISION OF STATE AND LOCAL FINANCE • BUREAU OF LOCAL GOVERNMENT SERVICES • 2135 RIMROCK RD MADISON, WI 53713

Mailing Address:
PO Box 8971 #6-97
Madison WI 53708-8971
Fax: (608) 264-6887
lgs@wisconsin.gov

September 13, 2024

ANN KLIEFORTH
TOWN OF GARDEN VALLEY
W13760 STATE RD 121
ALMA CENTER WI 54611-8204

Notice of Shared Revenue – 2025 Original Estimate

Notice Information

The Wisconsin Department of Revenue (DOR) is providing the **estimated** shared revenue amounts your local government will receive in 2025 under current state law for county and municipal aid, supplemental county and municipal aid, utility aid and the expenditure restraint incentive program. This does not include adjustments, shown on the July and November payment notices.

District	TOWN OF GARDEN VALLEY	County	JACKSON	Co-muni code	27-020
-----------------	-----------------------	---------------	---------	---------------------	--------

Estimate Information

For an explanation of each aid payment listed below, review the additional information in this notice.

2025 Original Estimate	
1. County and municipal aid	\$32,558.40
2. Utility aid	\$0.00
3. Supplemental county and municipal aid	\$37,516.58
4. Expenditure restraint incentive program	\$0.00
5. Total Estimated 2025 Payments (sum of Lines 1-4)	\$70,074.98

Payment Information

Your local government will receive two distributions in 2025 :

- July 28, 2025: 15% of Line 1, 2, and 3 and 100% of Line 4 (*shown above*)
- November 17, 2025: balance of your 2025 aid payments

County and Municipal Aid

Under state law, the county and municipal aid paid to each county and municipality must be equal to the amount determined in 2012 (sec. 79.036, Wis. Stats.) and adjusted for fallen protective services insurance reimbursement (sec. 79.036(4), Wis. Stats.).

County and Municipal Aid Calculation	
1. Prior year county and municipal aid	\$31,828.69
2. Increase due to sales tax revenue, including adjustments (<i>district changes</i>)	\$732.06
3. Fallen protective services insurance adjustment	-\$2.35
4. Fallen protective services insurance reimbursement (<i>reported to DOR</i>)	\$0.00
5. Total County and Municipal Aid (sum of Lines 1-4)	\$32,558.40

Utility Aid

- Under state law, utility aid is distributed to each county and municipality where tax-exempt utility property is located (sec. 79.04, Wis. Stats.)
- Utility companies report utility property information to DOR annually
- DOR uses the provided information to accurately calculate utility aid (*shown below*)

Utility Aid Calculation	
1. Net book value, as of December 31, 2024 (including expected additions/retirements)	\$0.00
2. Total net book value payment	\$0.00
3. Minimum payment	\$0.00
4. Megawatt capacity	0.0
5. Megawatt capacity payment	\$0.00
6. Closed/decommissioned production plant (phased down) payment	\$0.00
7. Subtotal (sum of Lines 2, 3, 5 and 6)	\$0.00
8. Population cap	\$168,300.00
9. Adjusted subtotal (lesser of Line 7 or Line 8)	\$0.00
10. Adjacent site incentive payment	\$0.00
11. Baseload incentive payment	\$0.00
12. Co-generation incentive payment	\$0.00
13. Alternative energy incentive payment	\$0.00
14. Total incentive payments (sum of Lines 10 through 13)	\$0.00
15. Spent nuclear fuel payment	\$0.00
16. Total Utility Aid – this is the utility aid payment listed on the front of the estimate (sum of Lines 9, 14 and 15)	\$0.00

Supplemental County and Municipal Aid

- Under state law, supplemental county and municipal aid paid to each county and municipality is determined by 2023 Wisconsin Act 12 (sec. 79.037, Wis. Stats.)
- For detailed information, review [county and municipal aid spreadsheet](#)

Supplemental County and Municipal Aid Calculation	
1. Prior year supplemental county and municipal aid	\$36,673.10
2. Increase due to sales tax revenue including adjustments (<i>district changes</i>)	\$843.48
3. Total Supplemental County and Municipal Aid (sum of Lines 1 and 2)	\$37,516.58

Expenditure Restraint Incentive Program

- Only municipalities are eligible to receive Expenditure Restraint Incentive Program (ERIP) payments
- Under state law, in 2025, each municipality will receive a payment that is equal to the amount of the payment received by the municipality in 2024 (sec. 79.05(4), Wis. Stats., from 2023 WI Act 12 – notwithstanding subs. (2) and (3))

Contact Information

If you have questions, contact us at lgs@wisconsin.gov, (608) 266-8618 or (608) 261-5167.



State of Wisconsin • DEPARTMENT OF REVENUE

DIVISION OF STATE AND LOCAL FINANCE • BUREAU OF LOCAL GOVERNMENT SERVICES • 2135 RIMROCK RD MADISON, WI 53713

Mailing Address:
PO Box 8971 #6-97
Madison WI 53708-8971
Fax: (608) 264-6887
lgs@wisconsin.gov

September 13, 2024

MICHEL BERNER
TOWN OF GARFIELD
N12915 W HILLCREST RD
OSSEO WI 54758

Notice of Shared Revenue – 2025 Original Estimate

Notice Information

The Wisconsin Department of Revenue (DOR) is providing the **estimated** shared revenue amounts your local government will receive in 2025 under current state law for county and municipal aid, supplemental county and municipal aid, utility aid and the expenditure restraint incentive program. This does not include adjustments, shown on the July and November payment notices.

District	TOWN OF GARFIELD	County	JACKSON	Co-muni code	27-022
-----------------	------------------	---------------	---------	---------------------	--------

Estimate Information

For an explanation of each aid payment listed below, review the additional information in this notice.

2025 Original Estimate	
1. County and municipal aid	\$33,970.34
2. Utility aid	\$0.00
3. Supplemental county and municipal aid	\$43,772.74
4. Expenditure restraint incentive program	\$0.00
5. Total Estimated 2025 Payments (sum of Lines 1-4)	\$77,743.08

Payment Information

Your local government will receive two distributions in 2025 :

- July 28, 2025: 15% of Line 1, 2, and 3 and 100% of Line 4 (*shown above*)
- November 17, 2025: balance of your 2025 aid payments

County and Municipal Aid

Under state law, the county and municipal aid paid to each county and municipality must be equal to the amount determined in 2012 (sec. 79.036, Wis. Stats.) and adjusted for fallen protective services insurance reimbursement (sec. 79.036(4), Wis. Stats.).

County and Municipal Aid Calculation	
1. Prior year county and municipal aid	\$33,208.98
2. Increase due to sales tax revenue, including adjustments (<i>district changes</i>)	\$763.81
3. Fallen protective services insurance adjustment	-\$2.45
4. Fallen protective services insurance reimbursement (<i>reported to DOR</i>)	\$0.00
5. Total County and Municipal Aid (sum of Lines 1-4)	\$33,970.34

Utility Aid

- Under state law, utility aid is distributed to each county and municipality where tax-exempt utility property is located (sec. 79.04, Wis. Stats.)
- Utility companies report utility property information to DOR annually
- DOR uses the provided information to accurately calculate utility aid (*shown below*)

Utility Aid Calculation	
1. Net book value, <i>as of December 31, 2024 (including expected additions/retirements)</i>	\$0.00
2. Total net book value payment	\$0.00
3. Minimum payment	\$0.00
4. Megawatt capacity	0.0
5. Megawatt capacity payment	\$0.00
6. Closed/decommissioned production plant (phased down) payment	\$0.00
7. Subtotal (<i>sum of Lines 2, 3, 5 and 6</i>)	\$0.00
8. Population cap	\$334,050.00
9. Adjusted subtotal (<i>lesser of Line 7 or Line 8</i>)	\$0.00
10. Adjacent site incentive payment	\$0.00
11. Baseload incentive payment	\$0.00
12. Co-generation incentive payment	\$0.00
13. Alternative energy incentive payment	\$0.00
14. Total incentive payments (<i>sum of Lines 10 through 13</i>)	\$0.00
15. Spent nuclear fuel payment	\$0.00
16. Total Utility Aid – this is the utility aid payment listed on the front of the estimate (<i>sum of Lines 9, 14 and 15</i>)	\$0.00

Supplemental County and Municipal Aid

- Under state law, supplemental county and municipal aid paid to each county and municipality is determined by 2023 Wisconsin Act 12 (sec. 79.037, Wis. Stats.)
- For detailed information, review [county and municipal aid spreadsheet](#)

Supplemental County and Municipal Aid Calculation	
1. Prior year supplemental county and municipal aid	\$42,788.60
2. Increase due to sales tax revenue including adjustments (<i>district changes</i>)	\$984.14
3. Total Supplemental County and Municipal Aid (<i>sum of Lines 1 and 2</i>)	\$43,772.74

Expenditure Restraint Incentive Program

- Only municipalities are eligible to receive Expenditure Restraint Incentive Program (ERIP) payments
- Under state law, in 2025, each municipality will receive a payment that is equal to the amount of the payment received by the municipality in 2024 (sec. 79.05(4), Wis. Stats., from 2023 WI Act 12 – notwithstanding subs. (2) and (3))

Contact Information

If you have questions, contact us at lgs@wisconsin.gov, (608) 266-8618 or (608) 261-5167.



State of Wisconsin • DEPARTMENT OF REVENUE

DIVISION OF STATE AND LOCAL FINANCE • BUREAU OF LOCAL GOVERNMENT SERVICES • 2135 RIMROCK RD MADISON, WI 53713

Mailing Address:
PO Box 8971 #6-97
Madison WI 53708-8971
Fax: (608) 264-6887
lgs@wisconsin.gov

September 13, 2024

MELISSA WINDSOR
TOWN OF HIXTON
W12274 PETERSON RD
ALMA CENTER WI 54611

Notice of Shared Revenue – 2025 Original Estimate

Notice Information

The Wisconsin Department of Revenue (DOR) is providing the **estimated** shared revenue amounts your local government will receive in 2025 under current state law for county and municipal aid, supplemental county and municipal aid, utility aid and the expenditure restraint incentive program. This does not include adjustments, shown on the July and November payment notices.

District	TOWN OF HIXTON	County	JACKSON	Co-muni code	27-024
-----------------	----------------	---------------	---------	---------------------	--------

Estimate Information

For an explanation of each aid payment listed below, review the additional information in this notice.

2025 Original Estimate	
1. County and municipal aid	\$84,314.24
2. Utility aid	\$1,370.60
3. Supplemental county and municipal aid	\$41,349.68
4. Expenditure restraint incentive program	\$0.00
5. Total Estimated 2025 Payments (sum of Lines 1-4)	\$127,034.52

Payment Information

Your local government will receive two distributions in 2025 :

- July 28, 2025: 15% of Line 1, 2, and 3 and 100% of Line 4 (*shown above*)
- November 17, 2025: balance of your 2025 aid payments

County and Municipal Aid

Under state law, the county and municipal aid paid to each county and municipality must be equal to the amount determined in 2012 (sec. 79.036, Wis. Stats.) and adjusted for fallen protective services insurance reimbursement (sec. 79.036(4), Wis. Stats.).

County and Municipal Aid Calculation	
1. Prior year county and municipal aid	\$82,424.57
2. Increase due to sales tax revenue, including adjustments (<i>district changes</i>)	\$1,895.76
3. Fallen protective services insurance adjustment	-\$6.09
4. Fallen protective services insurance reimbursement (<i>reported to DOR</i>)	\$0.00
5. Total County and Municipal Aid (sum of Lines 1-4)	\$84,314.24

Utility Aid

- Under state law, utility aid is distributed to each county and municipality where tax-exempt utility property is located (sec. 79.04, Wis. Stats.)
- Utility companies report utility property information to DOR annually
- DOR uses the provided information to accurately calculate utility aid (*shown below*)

Utility Aid Calculation	
1. Net book value, <i>as of December 31, 2024 (including expected additions/retirements)</i>	\$456,866.00
2. Total net book value payment	\$1,370.60
3. Minimum payment	\$0.00
4. Megawatt capacity	0.0
5. Megawatt capacity payment	\$0.00
6. Closed/decommissioned production plant (phased down) payment	\$0.00
7. Subtotal (<i>sum of Lines 2, 3, 5 and 6</i>)	\$1,370.60
8. Population cap	\$264,775.00
9. Adjusted subtotal (<i>lesser of Line 7 or Line 8</i>)	\$1,370.60
10. Adjacent site incentive payment	\$0.00
11. Baseload incentive payment	\$0.00
12. Co-generation incentive payment	\$0.00
13. Alternative energy incentive payment	\$0.00
14. Total incentive payments (<i>sum of Lines 10 through 13</i>)	\$0.00
15. Spent nuclear fuel payment	\$0.00
16. Total Utility Aid – this is the utility aid payment listed on the front of the estimate (<i>sum of Lines 9, 14 and 15</i>)	\$1,370.60

Supplemental County and Municipal Aid

- Under state law, supplemental county and municipal aid paid to each county and municipality is determined by 2023 Wisconsin Act 12 (sec. 79.037, Wis. Stats.)
- For detailed information, review [county and municipal aid spreadsheet](#)

Supplemental County and Municipal Aid Calculation	
1. Prior year supplemental county and municipal aid	\$40,420.02
2. Increase due to sales tax revenue including adjustments (<i>district changes</i>)	\$929.66
3. Total Supplemental County and Municipal Aid (<i>sum of Lines 1 and 2</i>)	\$41,349.68

Expenditure Restraint Incentive Program

- Only municipalities are eligible to receive Expenditure Restraint Incentive Program (ERIP) payments
- Under state law, in 2025, each municipality will receive a payment that is equal to the amount of the payment received by the municipality in 2024 (sec. 79.05(4), Wis. Stats., from 2023 WI Act 12 – notwithstanding subs. (2) and (3))

Contact Information

If you have questions, contact us at lgs@wisconsin.gov, (608) 266-8618 or (608) 261-5167.



State of Wisconsin • DEPARTMENT OF REVENUE

DIVISION OF STATE AND LOCAL FINANCE • BUREAU OF LOCAL GOVERNMENT SERVICES • 2135 RIMROCK RD MADISON, WI 53713

Mailing Address:
PO Box 8971 #6-97
Madison WI 53708-8971
Fax: (608) 264-6887
lgs@wisconsin.gov

September 13, 2024

PAULA PROFT
TOWN OF IRVING
W11980 TOTTEN ROAD
BLACK RIVER FALLS WI 54615

Notice of Shared Revenue – 2025 Original Estimate

Notice Information

The Wisconsin Department of Revenue (DOR) is providing the **estimated** shared revenue amounts your local government will receive in 2025 under current state law for county and municipal aid, supplemental county and municipal aid, utility aid and the expenditure restraint incentive program. This does not include adjustments, shown on the July and November payment notices.

District	TOWN OF IRVING	County	JACKSON	Co-muni code	27-026
-----------------	----------------	---------------	---------	---------------------	--------

Estimate Information

For an explanation of each aid payment listed below, review the additional information in this notice.

2025 Original Estimate	
1. County and municipal aid	\$25,255.95
2. Utility aid	\$287.18
3. Supplemental county and municipal aid	\$45,490.96
4. Expenditure restraint incentive program	\$0.00
5. Total Estimated 2025 Payments (sum of Lines 1-4)	\$71,034.09

Payment Information

Your local government will receive two distributions in 2025 :

- July 28, 2025: 15% of Line 1, 2, and 3 and 100% of Line 4 (*shown above*)
- November 17, 2025: balance of your 2025 aid payments

County and Municipal Aid

Under state law, the county and municipal aid paid to each county and municipality must be equal to the amount determined in 2012 (sec. 79.036, Wis. Stats.) and adjusted for fallen protective services insurance reimbursement (sec. 79.036(4), Wis. Stats.).

County and Municipal Aid Calculation	
1. Prior year county and municipal aid	\$24,689.90
2. Increase due to sales tax revenue, including adjustments (<i>district changes</i>)	\$567.87
3. Fallen protective services insurance adjustment	-\$1.82
4. Fallen protective services insurance reimbursement (<i>reported to DOR</i>)	\$0.00
5. Total County and Municipal Aid (sum of Lines 1-4)	\$25,255.95

Utility Aid

- Under state law, utility aid is distributed to each county and municipality where tax-exempt utility property is located (sec. 79.04, Wis. Stats.)
- Utility companies report utility property information to DOR annually
- DOR uses the provided information to accurately calculate utility aid (*shown below*)

Utility Aid Calculation	
1. Net book value, <i>as of December 31, 2024 (including expected additions/retirements)</i>	\$95,727.00
2. Total net book value payment	\$287.18
3. Minimum payment	\$0.00
4. Megawatt capacity	0.0
5. Megawatt capacity payment	\$0.00
6. Closed/decommissioned production plant (phased down) payment	\$0.00
7. Subtotal (<i>sum of Lines 2, 3, 5 and 6</i>)	\$287.18
8. Population cap	\$374,000.00
9. Adjusted subtotal (<i>lesser of Line 7 or Line 8</i>)	\$287.18
10. Adjacent site incentive payment	\$0.00
11. Baseload incentive payment	\$0.00
12. Co-generation incentive payment	\$0.00
13. Alternative energy incentive payment	\$0.00
14. Total incentive payments (<i>sum of Lines 10 through 13</i>)	\$0.00
15. Spent nuclear fuel payment	\$0.00
16. Total Utility Aid – this is the utility aid payment listed on the front of the estimate (<i>sum of Lines 9, 14 and 15</i>)	\$287.18

Supplemental County and Municipal Aid

- Under state law, supplemental county and municipal aid paid to each county and municipality is determined by 2023 Wisconsin Act 12 (sec. 79.037, Wis. Stats.)
- For detailed information, review [county and municipal aid spreadsheet](#)

Supplemental County and Municipal Aid Calculation	
1. Prior year supplemental county and municipal aid	\$44,468.19
2. Increase due to sales tax revenue including adjustments (<i>district changes</i>)	\$1,022.77
3. Total Supplemental County and Municipal Aid (<i>sum of Lines 1 and 2</i>)	\$45,490.96

Expenditure Restraint Incentive Program

- Only municipalities are eligible to receive Expenditure Restraint Incentive Program (ERIP) payments
- Under state law, in 2025, each municipality will receive a payment that is equal to the amount of the payment received by the municipality in 2024 (sec. 79.05(4), Wis. Stats., from 2023 WI Act 12 – notwithstanding subs. (2) and (3))

Contact Information

If you have questions, contact us at lgs@wisconsin.gov, (608) 266-8618 or (608) 261-5167.



State of Wisconsin • DEPARTMENT OF REVENUE

DIVISION OF STATE AND LOCAL FINANCE • BUREAU OF LOCAL GOVERNMENT SERVICES • 2135 RIMROCK RD MADISON, WI 53713

Mailing Address:
PO Box 8971 #6-97
Madison WI 53708-8971
Fax: (608) 264-6887
lgs@wisconsin.gov

September 13, 2024

DAWN LINDER
TOWN OF KNAPP
W4565 YONKER ROAD
WARRENS WI 54666

Notice of Shared Revenue – 2025 Original Estimate

Notice Information

The Wisconsin Department of Revenue (DOR) is providing the **estimated** shared revenue amounts your local government will receive in 2025 under current state law for county and municipal aid, supplemental county and municipal aid, utility aid and the expenditure restraint incentive program. This does not include adjustments, shown on the July and November payment notices.

District	TOWN OF KNAPP	County	JACKSON	Co-muni code	27-028
-----------------	---------------	---------------	---------	---------------------	--------

Estimate Information

For an explanation of each aid payment listed below, review the additional information in this notice.

2025 Original Estimate	
1. County and municipal aid	\$8,258.15
2. Utility aid	\$0.00
3. Supplemental county and municipal aid	\$35,969.29
4. Expenditure restraint incentive program	\$0.00
5. Total Estimated 2025 Payments (sum of Lines 1-4)	\$44,227.44

Payment Information

Your local government will receive two distributions in 2025 :

- July 28, 2025: 15% of Line 1, 2, and 3 and 100% of Line 4 (*shown above*)
- November 17, 2025: balance of your 2025 aid payments

County and Municipal Aid

Under state law, the county and municipal aid paid to each county and municipality must be equal to the amount determined in 2012 (sec. 79.036, Wis. Stats.) and adjusted for fallen protective services insurance reimbursement (sec. 79.036(4), Wis. Stats.).

County and Municipal Aid Calculation	
1. Prior year county and municipal aid	\$8,073.07
2. Increase due to sales tax revenue, including adjustments (<i>district changes</i>)	\$185.68
3. Fallen protective services insurance adjustment	-\$0.60
4. Fallen protective services insurance reimbursement (<i>reported to DOR</i>)	\$0.00
5. Total County and Municipal Aid (sum of Lines 1-4)	\$8,258.15

Utility Aid

- Under state law, utility aid is distributed to each county and municipality where tax-exempt utility property is located (sec. 79.04, Wis. Stats.)
- Utility companies report utility property information to DOR annually
- DOR uses the provided information to accurately calculate utility aid (*shown below*)

Utility Aid Calculation	
1. Net book value, <i>as of December 31, 2024 (including expected additions/retirements)</i>	\$0.00
2. Total net book value payment	\$0.00
3. Minimum payment	\$0.00
4. Megawatt capacity	0.0
5. Megawatt capacity payment	\$0.00
6. Closed/decommissioned production plant (phased down) payment	\$0.00
7. Subtotal (<i>sum of Lines 2, 3, 5 and 6</i>)	\$0.00
8. Population cap	\$132,600.00
9. Adjusted subtotal (<i>lesser of Line 7 or Line 8</i>)	\$0.00
10. Adjacent site incentive payment	\$0.00
11. Baseload incentive payment	\$0.00
12. Co-generation incentive payment	\$0.00
13. Alternative energy incentive payment	\$0.00
14. Total incentive payments (<i>sum of Lines 10 through 13</i>)	\$0.00
15. Spent nuclear fuel payment	\$0.00
16. Total Utility Aid – this is the utility aid payment listed on the front of the estimate (<i>sum of Lines 9, 14 and 15</i>)	\$0.00

Supplemental County and Municipal Aid

- Under state law, supplemental county and municipal aid paid to each county and municipality is determined by 2023 Wisconsin Act 12 (sec. 79.037, Wis. Stats.)
- For detailed information, review [county and municipal aid spreadsheet](#)

Supplemental County and Municipal Aid Calculation	
1. Prior year supplemental county and municipal aid	\$35,160.60
2. Increase due to sales tax revenue including adjustments (<i>district changes</i>)	\$808.69
3. Total Supplemental County and Municipal Aid (<i>sum of Lines 1 and 2</i>)	\$35,969.29

Expenditure Restraint Incentive Program

- Only municipalities are eligible to receive Expenditure Restraint Incentive Program (ERIP) payments
- Under state law, in 2025, each municipality will receive a payment that is equal to the amount of the payment received by the municipality in 2024 (sec. 79.05(4), Wis. Stats., from 2023 WI Act 12 – notwithstanding subs. (2) and (3))

Contact Information

If you have questions, contact us at lgs@wisconsin.gov, (608) 266-8618 or (608) 261-5167.



State of Wisconsin • DEPARTMENT OF REVENUE

DIVISION OF STATE AND LOCAL FINANCE • BUREAU OF LOCAL GOVERNMENT SERVICES • 2135 RIMROCK RD MADISON, WI 53713

Mailing Address:
PO Box 8971 #6-97
Madison WI 53708-8971
Fax: (608) 264-6887
lgs@wisconsin.gov

September 13, 2024

ALINA LIMBERG
TOWN OF KOMENSKY
W8717 BLUEBIRD DR
MERRILLAN WI 54754

Notice of Shared Revenue – 2025 Original Estimate

Notice Information

The Wisconsin Department of Revenue (DOR) is providing the **estimated** shared revenue amounts your local government will receive in 2025 under current state law for county and municipal aid, supplemental county and municipal aid, utility aid and the expenditure restraint incentive program. This does not include adjustments, shown on the July and November payment notices.

District	TOWN OF KOMENSKY	County	JACKSON	Co-muni code	27-030
-----------------	------------------	---------------	---------	---------------------	--------

Estimate Information

For an explanation of each aid payment listed below, review the additional information in this notice.

2025 Original Estimate	
1. County and municipal aid	\$24,828.42
2. Utility aid	\$0.00
3. Supplemental county and municipal aid	\$38,444.87
4. Expenditure restraint incentive program	\$0.00
5. Total Estimated 2025 Payments (sum of Lines 1-4)	\$63,273.29

Payment Information

Your local government will receive two distributions in 2025 :

- July 28, 2025: 15% of Line 1, 2, and 3 and 100% of Line 4 (*shown above*)
- November 17, 2025: balance of your 2025 aid payments

County and Municipal Aid

Under state law, the county and municipal aid paid to each county and municipality must be equal to the amount determined in 2012 (sec. 79.036, Wis. Stats.) and adjusted for fallen protective services insurance reimbursement (sec. 79.036(4), Wis. Stats.).

County and Municipal Aid Calculation	
1. Prior year county and municipal aid	\$24,271.96
2. Increase due to sales tax revenue, including adjustments (<i>district changes</i>)	\$558.25
3. Fallen protective services insurance adjustment	-\$1.79
4. Fallen protective services insurance reimbursement (<i>reported to DOR</i>)	\$0.00
5. Total County and Municipal Aid (sum of Lines 1-4)	\$24,828.42

Utility Aid

- Under state law, utility aid is distributed to each county and municipality where tax-exempt utility property is located (sec. 79.04, Wis. Stats.)
- Utility companies report utility property information to DOR annually
- DOR uses the provided information to accurately calculate utility aid (*shown below*)

Utility Aid Calculation	
1. Net book value, <i>as of December 31, 2024 (including expected additions/retirements)</i>	\$0.00
2. Total net book value payment	\$0.00
3. Minimum payment	\$0.00
4. Megawatt capacity	0.0
5. Megawatt capacity payment	\$0.00
6. Closed/decommissioned production plant (phased down) payment	\$0.00
7. Subtotal (<i>sum of Lines 2, 3, 5 and 6</i>)	\$0.00
8. Population cap	\$209,100.00
9. Adjusted subtotal (<i>lesser of Line 7 or Line 8</i>)	\$0.00
10. Adjacent site incentive payment	\$0.00
11. Baseload incentive payment	\$0.00
12. Co-generation incentive payment	\$0.00
13. Alternative energy incentive payment	\$0.00
14. Total incentive payments (<i>sum of Lines 10 through 13</i>)	\$0.00
15. Spent nuclear fuel payment	\$0.00
16. Total Utility Aid – this is the utility aid payment listed on the front of the estimate (<i>sum of Lines 9, 14 and 15</i>)	\$0.00

Supplemental County and Municipal Aid

- Under state law, supplemental county and municipal aid paid to each county and municipality is determined by 2023 Wisconsin Act 12 (sec. 79.037, Wis. Stats.)
- For detailed information, review [county and municipal aid spreadsheet](#)

Supplemental County and Municipal Aid Calculation	
1. Prior year supplemental county and municipal aid	\$37,580.52
2. Increase due to sales tax revenue including adjustments (<i>district changes</i>)	\$864.35
3. Total Supplemental County and Municipal Aid (<i>sum of Lines 1 and 2</i>)	\$38,444.87

Expenditure Restraint Incentive Program

- Only municipalities are eligible to receive Expenditure Restraint Incentive Program (ERIP) payments
- Under state law, in 2025, each municipality will receive a payment that is equal to the amount of the payment received by the municipality in 2024 (sec. 79.05(4), Wis. Stats., from 2023 WI Act 12 – notwithstanding subs. (2) and (3))

Contact Information

If you have questions, contact us at lgs@wisconsin.gov, (608) 266-8618 or (608) 261-5167.



State of Wisconsin • DEPARTMENT OF REVENUE

DIVISION OF STATE AND LOCAL FINANCE • BUREAU OF LOCAL GOVERNMENT SERVICES • 2135 RIMROCK RD MADISON, WI 53713

Mailing Address:
PO Box 8971 #6-97
Madison WI 53708-8971
Fax: (608) 264-6887
lgs@wisconsin.gov

September 13, 2024

KYLE DENO
TOWN OF MANCHESTER
W10904 VANCE RD
BLACK RIVER FALLS WI 54615

Notice of Shared Revenue – 2025 Original Estimate

Notice Information

The Wisconsin Department of Revenue (DOR) is providing the **estimated** shared revenue amounts your local government will receive in 2025 under current state law for county and municipal aid, supplemental county and municipal aid, utility aid and the expenditure restraint incentive program. This does not include adjustments, shown on the July and November payment notices.

District	TOWN OF MANCHESTER	County	JACKSON	Co-muni code	27-032
-----------------	--------------------	---------------	---------	---------------------	--------

Estimate Information

For an explanation of each aid payment listed below, review the additional information in this notice.

2025 Original Estimate	
1. County and municipal aid	\$20,750.97
2. Utility aid	\$209.37
3. Supplemental county and municipal aid	\$44,820.88
4. Expenditure restraint incentive program	\$0.00
5. Total Estimated 2025 Payments (sum of Lines 1-4)	\$65,781.22

Payment Information

Your local government will receive two distributions in 2025 :

- July 28, 2025: 15% of Line 1, 2, and 3 and 100% of Line 4 (*shown above*)
- November 17, 2025: balance of your 2025 aid payments

County and Municipal Aid

Under state law, the county and municipal aid paid to each county and municipality must be equal to the amount determined in 2012 (sec. 79.036, Wis. Stats.) and adjusted for fallen protective services insurance reimbursement (sec. 79.036(4), Wis. Stats.).

County and Municipal Aid Calculation	
1. Prior year county and municipal aid	\$20,285.89
2. Increase due to sales tax revenue, including adjustments (<i>district changes</i>)	\$466.58
3. Fallen protective services insurance adjustment	-\$1.50
4. Fallen protective services insurance reimbursement (<i>reported to DOR</i>)	\$0.00
5. Total County and Municipal Aid (sum of Lines 1-4)	\$20,750.97

Utility Aid

- Under state law, utility aid is distributed to each county and municipality where tax-exempt utility property is located (sec. 79.04, Wis. Stats.)
- Utility companies report utility property information to DOR annually
- DOR uses the provided information to accurately calculate utility aid (*shown below*)

Utility Aid Calculation	
1. Net book value, <i>as of December 31, 2024 (including expected additions/retirements)</i>	\$69,791.00
2. Total net book value payment	\$209.37
3. Minimum payment	\$0.00
4. Megawatt capacity	0.0
5. Megawatt capacity payment	\$0.00
6. Closed/decommissioned production plant (phased down) payment	\$0.00
7. Subtotal (<i>sum of Lines 2, 3, 5 and 6</i>)	\$209.37
8. Population cap	\$348,500.00
9. Adjusted subtotal (<i>lesser of Line 7 or Line 8</i>)	\$209.37
10. Adjacent site incentive payment	\$0.00
11. Baseload incentive payment	\$0.00
12. Co-generation incentive payment	\$0.00
13. Alternative energy incentive payment	\$0.00
14. Total incentive payments (<i>sum of Lines 10 through 13</i>)	\$0.00
15. Spent nuclear fuel payment	\$0.00
16. Total Utility Aid – this is the utility aid payment listed on the front of the estimate (<i>sum of Lines 9, 14 and 15</i>)	\$209.37

Supplemental County and Municipal Aid

- Under state law, supplemental county and municipal aid paid to each county and municipality is determined by 2023 Wisconsin Act 12 (sec. 79.037, Wis. Stats.)
- For detailed information, review [county and municipal aid spreadsheet](#)

Supplemental County and Municipal Aid Calculation	
1. Prior year supplemental county and municipal aid	\$43,813.18
2. Increase due to sales tax revenue including adjustments (<i>district changes</i>)	\$1,007.70
3. Total Supplemental County and Municipal Aid (<i>sum of Lines 1 and 2</i>)	\$44,820.88

Expenditure Restraint Incentive Program

- Only municipalities are eligible to receive Expenditure Restraint Incentive Program (ERIP) payments
- Under state law, in 2025, each municipality will receive a payment that is equal to the amount of the payment received by the municipality in 2024 (sec. 79.05(4), Wis. Stats., from 2023 WI Act 12 – notwithstanding subs. (2) and (3))

Contact Information

If you have questions, contact us at lgs@wisconsin.gov, (608) 266-8618 or (608) 261-5167.



State of Wisconsin • DEPARTMENT OF REVENUE

DIVISION OF STATE AND LOCAL FINANCE • BUREAU OF LOCAL GOVERNMENT SERVICES • 2135 RIMROCK RD MADISON, WI 53713

Mailing Address:
PO Box 8971 #6-97
Madison WI 53708-8971
Fax: (608) 264-6887
lgs@wisconsin.gov

September 13, 2024

KIMBERLY TORRES
TOWN OF MELROSE
N1307 SOUTH ROAD
MELROSE WI 54642

Notice of Shared Revenue – 2025 Original Estimate

Notice Information

The Wisconsin Department of Revenue (DOR) is providing the **estimated** shared revenue amounts your local government will receive in 2025 under current state law for county and municipal aid, supplemental county and municipal aid, utility aid and the expenditure restraint incentive program. This does not include adjustments, shown on the July and November payment notices.

District	TOWN OF MELROSE	County	JACKSON	Co-muni code	27-034
-----------------	-----------------	---------------	---------	---------------------	--------

Estimate Information

For an explanation of each aid payment listed below, review the additional information in this notice.

2025 Original Estimate	
1. County and municipal aid	\$24,316.72
2. Utility aid	\$3,499.26
3. Supplemental county and municipal aid	\$38,840.24
4. Expenditure restraint incentive program	\$0.00
5. Total Estimated 2025 Payments (sum of Lines 1-4)	\$66,656.22

Payment Information

Your local government will receive two distributions in 2025 :

- July 28, 2025: 15% of Line 1, 2, and 3 and 100% of Line 4 (*shown above*)
- November 17, 2025: balance of your 2025 aid payments

County and Municipal Aid

Under state law, the county and municipal aid paid to each county and municipality must be equal to the amount determined in 2012 (sec. 79.036, Wis. Stats.) and adjusted for fallen protective services insurance reimbursement (sec. 79.036(4), Wis. Stats.).

County and Municipal Aid Calculation	
1. Prior year county and municipal aid	\$23,771.73
2. Increase due to sales tax revenue, including adjustments (<i>district changes</i>)	\$546.75
3. Fallen protective services insurance adjustment	-\$1.76
4. Fallen protective services insurance reimbursement (<i>reported to DOR</i>)	\$0.00
5. Total County and Municipal Aid (sum of Lines 1-4)	\$24,316.72

Utility Aid

- Under state law, utility aid is distributed to each county and municipality where tax-exempt utility property is located (sec. 79.04, Wis. Stats.)
- Utility companies report utility property information to DOR annually
- DOR uses the provided information to accurately calculate utility aid (*shown below*)

Utility Aid Calculation	
1. Net book value, <i>as of December 31, 2024 (including expected additions/retirements)</i>	\$1,166,419.00
2. Total net book value payment	\$3,499.26
3. Minimum payment	\$0.00
4. Megawatt capacity	0.0
5. Megawatt capacity payment	\$0.00
6. Closed/decommissioned production plant (phased down) payment	\$0.00
7. Subtotal (<i>sum of Lines 2, 3, 5 and 6</i>)	\$3,499.26
8. Population cap	\$201,450.00
9. Adjusted subtotal (<i>lesser of Line 7 or Line 8</i>)	\$3,499.26
10. Adjacent site incentive payment	\$0.00
11. Baseload incentive payment	\$0.00
12. Co-generation incentive payment	\$0.00
13. Alternative energy incentive payment	\$0.00
14. Total incentive payments (<i>sum of Lines 10 through 13</i>)	\$0.00
15. Spent nuclear fuel payment	\$0.00
16. Total Utility Aid – this is the utility aid payment listed on the front of the estimate (<i>sum of Lines 9, 14 and 15</i>)	\$3,499.26

Supplemental County and Municipal Aid

- Under state law, supplemental county and municipal aid paid to each county and municipality is determined by 2023 Wisconsin Act 12 (sec. 79.037, Wis. Stats.)
- For detailed information, review [county and municipal aid spreadsheet](#)

Supplemental County and Municipal Aid Calculation	
1. Prior year supplemental county and municipal aid	\$37,967.00
2. Increase due to sales tax revenue including adjustments (<i>district changes</i>)	\$873.24
3. Total Supplemental County and Municipal Aid (<i>sum of Lines 1 and 2</i>)	\$38,840.24

Expenditure Restraint Incentive Program

- Only municipalities are eligible to receive Expenditure Restraint Incentive Program (ERIP) payments
- Under state law, in 2025, each municipality will receive a payment that is equal to the amount of the payment received by the municipality in 2024 (sec. 79.05(4), Wis. Stats., from 2023 WI Act 12 – notwithstanding subs. (2) and (3))

Contact Information

If you have questions, contact us at lgs@wisconsin.gov, (608) 266-8618 or (608) 261-5167.



State of Wisconsin • DEPARTMENT OF REVENUE

DIVISION OF STATE AND LOCAL FINANCE • BUREAU OF LOCAL GOVERNMENT SERVICES • 2135 RIMROCK RD MADISON, WI 53713

Mailing Address:
PO Box 8971 #6-97
Madison WI 53708-8971
Fax: (608) 264-6887
lgs@wisconsin.gov

September 13, 2024

DAWN WOJTYLA
TOWN OF MILLSTON
W6530 WOODLAND RD
BLACK RIVER FALLS WI 54615

Notice of Shared Revenue – 2025 Original Estimate

Notice Information

The Wisconsin Department of Revenue (DOR) is providing the **estimated** shared revenue amounts your local government will receive in 2025 under current state law for county and municipal aid, supplemental county and municipal aid, utility aid and the expenditure restraint incentive program. This does not include adjustments, shown on the July and November payment notices.

District	TOWN OF MILLSTON	County	JACKSON	Co-muni code	27-036
-----------------	------------------	---------------	---------	---------------------	--------

Estimate Information

For an explanation of each aid payment listed below, review the additional information in this notice.

2025 Original Estimate	
1. County and municipal aid	\$18,818.78
2. Utility aid	\$0.00
3. Supplemental county and municipal aid	\$33,579.25
4. Expenditure restraint incentive program	\$0.00
5. Total Estimated 2025 Payments (sum of Lines 1-4)	\$52,398.03

Payment Information

Your local government will receive two distributions in 2025 :

- July 28, 2025: 15% of Line 1, 2, and 3 and 100% of Line 4 (*shown above*)
- November 17, 2025: balance of your 2025 aid payments

County and Municipal Aid

Under state law, the county and municipal aid paid to each county and municipality must be equal to the amount determined in 2012 (sec. 79.036, Wis. Stats.) and adjusted for fallen protective services insurance reimbursement (sec. 79.036(4), Wis. Stats.).

County and Municipal Aid Calculation	
1. Prior year county and municipal aid	\$18,397.01
2. Increase due to sales tax revenue, including adjustments (<i>district changes</i>)	\$423.13
3. Fallen protective services insurance adjustment	-\$1.36
4. Fallen protective services insurance reimbursement (<i>reported to DOR</i>)	\$0.00
5. Total County and Municipal Aid (sum of Lines 1-4)	\$18,818.78

Utility Aid

- Under state law, utility aid is distributed to each county and municipality where tax-exempt utility property is located (sec. 79.04, Wis. Stats.)
- Utility companies report utility property information to DOR annually
- DOR uses the provided information to accurately calculate utility aid (*shown below*)

Utility Aid Calculation	
1. Net book value, as of December 31, 2024 (including expected additions/retirements)	\$0.00
2. Total net book value payment	\$0.00
3. Minimum payment	\$0.00
4. Megawatt capacity	0.0
5. Megawatt capacity payment	\$0.00
6. Closed/decommissioned production plant (phased down) payment	\$0.00
7. Subtotal (sum of Lines 2, 3, 5 and 6)	\$0.00
8. Population cap	\$70,975.00
9. Adjusted subtotal (lesser of Line 7 or Line 8)	\$0.00
10. Adjacent site incentive payment	\$0.00
11. Baseload incentive payment	\$0.00
12. Co-generation incentive payment	\$0.00
13. Alternative energy incentive payment	\$0.00
14. Total incentive payments (sum of Lines 10 through 13)	\$0.00
15. Spent nuclear fuel payment	\$0.00
16. Total Utility Aid – this is the utility aid payment listed on the front of the estimate (sum of Lines 9, 14 and 15)	\$0.00

Supplemental County and Municipal Aid

- Under state law, supplemental county and municipal aid paid to each county and municipality is determined by 2023 Wisconsin Act 12 (sec. 79.037, Wis. Stats.)
- For detailed information, review [county and municipal aid spreadsheet](#)

Supplemental County and Municipal Aid Calculation	
1. Prior year supplemental county and municipal aid	\$32,824.29
2. Increase due to sales tax revenue including adjustments (district changes)	\$754.96
3. Total Supplemental County and Municipal Aid (sum of Lines 1 and 2)	\$33,579.25

Expenditure Restraint Incentive Program

- Only municipalities are eligible to receive Expenditure Restraint Incentive Program (ERIP) payments
- Under state law, in 2025, each municipality will receive a payment that is equal to the amount of the payment received by the municipality in 2024 (sec. 79.05(4), Wis. Stats., from 2023 WI Act 12 – notwithstanding subs. (2) and (3))

Contact Information

If you have questions, contact us at lgs@wisconsin.gov, (608) 266-8618 or (608) 261-5167.



State of Wisconsin • DEPARTMENT OF REVENUE

DIVISION OF STATE AND LOCAL FINANCE • BUREAU OF LOCAL GOVERNMENT SERVICES • 2135 RIMROCK RD MADISON, WI 53713

Mailing Address:
PO Box 8971 #6-97
Madison WI 53708-8971
Fax: (608) 264-6887
lgs@wisconsin.gov

September 13, 2024

SARAH HALDERSON
TOWN OF NORTH BEND
N17278 COUNTY RD T
GALESVILLE WI 54630

Notice of Shared Revenue – 2025 Original Estimate

Notice Information

The Wisconsin Department of Revenue (DOR) is providing the **estimated** shared revenue amounts your local government will receive in 2025 under current state law for county and municipal aid, supplemental county and municipal aid, utility aid and the expenditure restraint incentive program. This does not include adjustments, shown on the July and November payment notices.

District	TOWN OF NORTH BEND	County	JACKSON	Co-muni code	27-038
-----------------	--------------------	---------------	---------	---------------------	--------

Estimate Information

For an explanation of each aid payment listed below, review the additional information in this notice.

2025 Original Estimate	
1. County and municipal aid	\$41,825.77
2. Utility aid	\$0.00
3. Supplemental county and municipal aid	\$39,132.46
4. Expenditure restraint incentive program	\$0.00
5. Total Estimated 2025 Payments (sum of Lines 1-4)	\$80,958.23

Payment Information

Your local government will receive two distributions in 2025 :

- July 28, 2025: 15% of Line 1, 2, and 3 and 100% of Line 4 (*shown above*)
- November 17, 2025: balance of your 2025 aid payments

County and Municipal Aid

Under state law, the county and municipal aid paid to each county and municipality must be equal to the amount determined in 2012 (sec. 79.036, Wis. Stats.) and adjusted for fallen protective services insurance reimbursement (sec. 79.036(4), Wis. Stats.).

County and Municipal Aid Calculation	
1. Prior year county and municipal aid	\$40,888.36
2. Increase due to sales tax revenue, including adjustments (<i>district changes</i>)	\$940.43
3. Fallen protective services insurance adjustment	-\$3.02
4. Fallen protective services insurance reimbursement (<i>reported to DOR</i>)	\$0.00
5. Total County and Municipal Aid (sum of Lines 1-4)	\$41,825.77

Utility Aid

- Under state law, utility aid is distributed to each county and municipality where tax-exempt utility property is located (sec. 79.04, Wis. Stats.)
- Utility companies report utility property information to DOR annually
- DOR uses the provided information to accurately calculate utility aid (*shown below*)

Utility Aid Calculation	
1. Net book value, <i>as of December 31, 2024 (including expected additions/retirements)</i>	\$0.00
2. Total net book value payment	\$0.00
3. Minimum payment	\$0.00
4. Megawatt capacity	0.0
5. Megawatt capacity payment	\$0.00
6. Closed/decommissioned production plant (phased down) payment	\$0.00
7. Subtotal (<i>sum of Lines 2, 3, 5 and 6</i>)	\$0.00
8. Population cap	\$206,975.00
9. Adjusted subtotal (<i>lesser of Line 7 or Line 8</i>)	\$0.00
10. Adjacent site incentive payment	\$0.00
11. Baseload incentive payment	\$0.00
12. Co-generation incentive payment	\$0.00
13. Alternative energy incentive payment	\$0.00
14. Total incentive payments (<i>sum of Lines 10 through 13</i>)	\$0.00
15. Spent nuclear fuel payment	\$0.00
16. Total Utility Aid – this is the utility aid payment listed on the front of the estimate (<i>sum of Lines 9, 14 and 15</i>)	\$0.00

Supplemental County and Municipal Aid

- Under state law, supplemental county and municipal aid paid to each county and municipality is determined by 2023 Wisconsin Act 12 (sec. 79.037, Wis. Stats.)
- For detailed information, review [county and municipal aid spreadsheet](#)

Supplemental County and Municipal Aid Calculation	
1. Prior year supplemental county and municipal aid	\$38,252.65
2. Increase due to sales tax revenue including adjustments (<i>district changes</i>)	\$879.81
3. Total Supplemental County and Municipal Aid (<i>sum of Lines 1 and 2</i>)	\$39,132.46

Expenditure Restraint Incentive Program

- Only municipalities are eligible to receive Expenditure Restraint Incentive Program (ERIP) payments
- Under state law, in 2025, each municipality will receive a payment that is equal to the amount of the payment received by the municipality in 2024 (sec. 79.05(4), Wis. Stats., from 2023 WI Act 12 – notwithstanding subs. (2) and (3))

Contact Information

If you have questions, contact us at lgs@wisconsin.gov, (608) 266-8618 or (608) 261-5167.



State of Wisconsin • DEPARTMENT OF REVENUE

DIVISION OF STATE AND LOCAL FINANCE • BUREAU OF LOCAL GOVERNMENT SERVICES • 2135 RIMROCK RD MADISON, WI 53713

Mailing Address:
PO Box 8971 #6-97
Madison WI 53708-8971
Fax: (608) 264-6887
lgs@wisconsin.gov

September 13, 2024

SHARON SEVERSON
TOWN OF NORTHFIELD
W16002 GILBERTSON RD
OSSEO WI 54758-7822

Notice of Shared Revenue – 2025 Original Estimate

Notice Information

The Wisconsin Department of Revenue (DOR) is providing the **estimated** shared revenue amounts your local government will receive in 2025 under current state law for county and municipal aid, supplemental county and municipal aid, utility aid and the expenditure restraint incentive program. This does not include adjustments, shown on the July and November payment notices.

District	TOWN OF NORTHFIELD	County	JACKSON	Co-muni code	27-040
-----------------	--------------------	---------------	---------	---------------------	--------

Estimate Information

For an explanation of each aid payment listed below, review the additional information in this notice.

2025 Original Estimate	
1. County and municipal aid	\$58,979.55
2. Utility aid	\$0.00
3. Supplemental county and municipal aid	\$42,432.37
4. Expenditure restraint incentive program	\$0.00
5. Total Estimated 2025 Payments (sum of Lines 1-4)	\$101,411.92

Payment Information

Your local government will receive two distributions in 2025 :

- July 28, 2025: 15% of Line 1, 2, and 3 and 100% of Line 4 (*shown above*)
- November 17, 2025: balance of your 2025 aid payments

County and Municipal Aid

Under state law, the county and municipal aid paid to each county and municipality must be equal to the amount determined in 2012 (sec. 79.036, Wis. Stats.) and adjusted for fallen protective services insurance reimbursement (sec. 79.036(4), Wis. Stats.).

County and Municipal Aid Calculation	
1. Prior year county and municipal aid	\$57,657.68
2. Increase due to sales tax revenue, including adjustments (<i>district changes</i>)	\$1,326.13
3. Fallen protective services insurance adjustment	-\$4.26
4. Fallen protective services insurance reimbursement (<i>reported to DOR</i>)	\$0.00
5. Total County and Municipal Aid (sum of Lines 1-4)	\$58,979.55

Utility Aid

- Under state law, utility aid is distributed to each county and municipality where tax-exempt utility property is located (sec. 79.04, Wis. Stats.)
- Utility companies report utility property information to DOR annually
- DOR uses the provided information to accurately calculate utility aid (*shown below*)

Utility Aid Calculation	
1. Net book value, <i>as of December 31, 2024 (including expected additions/retirements)</i>	\$0.00
2. Total net book value payment	\$0.00
3. Minimum payment	\$0.00
4. Megawatt capacity	0.0
5. Megawatt capacity payment	\$0.00
6. Closed/decommissioned production plant (phased down) payment	\$0.00
7. Subtotal (<i>sum of Lines 2, 3, 5 and 6</i>)	\$0.00
8. Population cap	\$298,350.00
9. Adjusted subtotal (<i>lesser of Line 7 or Line 8</i>)	\$0.00
10. Adjacent site incentive payment	\$0.00
11. Baseload incentive payment	\$0.00
12. Co-generation incentive payment	\$0.00
13. Alternative energy incentive payment	\$0.00
14. Total incentive payments (<i>sum of Lines 10 through 13</i>)	\$0.00
15. Spent nuclear fuel payment	\$0.00
16. Total Utility Aid – this is the utility aid payment listed on the front of the estimate (<i>sum of Lines 9, 14 and 15</i>)	\$0.00

Supplemental County and Municipal Aid

- Under state law, supplemental county and municipal aid paid to each county and municipality is determined by 2023 Wisconsin Act 12 (sec. 79.037, Wis. Stats.)
- For detailed information, review [county and municipal aid spreadsheet](#)

Supplemental County and Municipal Aid Calculation	
1. Prior year supplemental county and municipal aid	\$41,478.37
2. Increase due to sales tax revenue including adjustments (<i>district changes</i>)	\$954.00
3. Total Supplemental County and Municipal Aid (<i>sum of Lines 1 and 2</i>)	\$42,432.37

Expenditure Restraint Incentive Program

- Only municipalities are eligible to receive Expenditure Restraint Incentive Program (ERIP) payments
- Under state law, in 2025, each municipality will receive a payment that is equal to the amount of the payment received by the municipality in 2024 (sec. 79.05(4), Wis. Stats., from 2023 WI Act 12 – notwithstanding subs. (2) and (3))

Contact Information

If you have questions, contact us at lgs@wisconsin.gov, (608) 266-8618 or (608) 261-5167.



State of Wisconsin • DEPARTMENT OF REVENUE

DIVISION OF STATE AND LOCAL FINANCE • BUREAU OF LOCAL GOVERNMENT SERVICES • 2135 RIMROCK RD MADISON, WI 53713

Mailing Address:
PO Box 8971 #6-97
Madison WI 53708-8971
Fax: (608) 264-6887
lgs@wisconsin.gov

September 13, 2024

SUSAN WALDERA
TOWN OF SPRINGFIELD
N6062 N SKUTLEY RD
TAYLOR WI 54659-8406

Notice of Shared Revenue – 2025 Original Estimate

Notice Information

The Wisconsin Department of Revenue (DOR) is providing the **estimated** shared revenue amounts your local government will receive in 2025 under current state law for county and municipal aid, supplemental county and municipal aid, utility aid and the expenditure restraint incentive program. This does not include adjustments, shown on the July and November payment notices.

District	TOWN OF SPRINGFIELD	County	JACKSON	Co-muni code	27-042
-----------------	---------------------	---------------	---------	---------------------	--------

Estimate Information

For an explanation of each aid payment listed below, review the additional information in this notice.

2025 Original Estimate	
1. County and municipal aid	\$42,191.28
2. Utility aid	\$6.59
3. Supplemental county and municipal aid	\$42,690.15
4. Expenditure restraint incentive program	\$0.00
5. Total Estimated 2025 Payments (sum of Lines 1-4)	\$84,888.02

Payment Information

Your local government will receive two distributions in 2025 :

- July 28, 2025: 15% of Line 1, 2, and 3 and 100% of Line 4 (*shown above*)
- November 17, 2025: balance of your 2025 aid payments

County and Municipal Aid

Under state law, the county and municipal aid paid to each county and municipality must be equal to the amount determined in 2012 (sec. 79.036, Wis. Stats.) and adjusted for fallen protective services insurance reimbursement (sec. 79.036(4), Wis. Stats.).

County and Municipal Aid Calculation	
1. Prior year county and municipal aid	\$41,245.68
2. Increase due to sales tax revenue, including adjustments (<i>district changes</i>)	\$948.65
3. Fallen protective services insurance adjustment	-\$3.05
4. Fallen protective services insurance reimbursement (<i>reported to DOR</i>)	\$0.00
5. Total County and Municipal Aid (sum of Lines 1-4)	\$42,191.28

Utility Aid

- Under state law, utility aid is distributed to each county and municipality where tax-exempt utility property is located (sec. 79.04, Wis. Stats.)
- Utility companies report utility property information to DOR annually
- DOR uses the provided information to accurately calculate utility aid (*shown below*)

Utility Aid Calculation	
1. Net book value, <i>as of December 31, 2024 (including expected additions/retirements)</i>	\$2,197.00
2. Total net book value payment	\$6.59
3. Minimum payment	\$0.00
4. Megawatt capacity	0.0
5. Megawatt capacity payment	\$0.00
6. Closed/decommissioned production plant (phased down) payment	\$0.00
7. Subtotal (<i>sum of Lines 2, 3, 5 and 6</i>)	\$6.59
8. Population cap	\$299,200.00
9. Adjusted subtotal (<i>lesser of Line 7 or Line 8</i>)	\$6.59
10. Adjacent site incentive payment	\$0.00
11. Baseload incentive payment	\$0.00
12. Co-generation incentive payment	\$0.00
13. Alternative energy incentive payment	\$0.00
14. Total incentive payments (<i>sum of Lines 10 through 13</i>)	\$0.00
15. Spent nuclear fuel payment	\$0.00
16. Total Utility Aid – this is the utility aid payment listed on the front of the estimate (<i>sum of Lines 9, 14 and 15</i>)	\$6.59

Supplemental County and Municipal Aid

- Under state law, supplemental county and municipal aid paid to each county and municipality is determined by 2023 Wisconsin Act 12 (sec. 79.037, Wis. Stats.)
- For detailed information, review [county and municipal aid spreadsheet](#)

Supplemental County and Municipal Aid Calculation	
1. Prior year supplemental county and municipal aid	\$41,730.35
2. Increase due to sales tax revenue including adjustments (<i>district changes</i>)	\$959.80
3. Total Supplemental County and Municipal Aid (<i>sum of Lines 1 and 2</i>)	\$42,690.15

Expenditure Restraint Incentive Program

- Only municipalities are eligible to receive Expenditure Restraint Incentive Program (ERIP) payments
- Under state law, in 2025, each municipality will receive a payment that is equal to the amount of the payment received by the municipality in 2024 (sec. 79.05(4), Wis. Stats., from 2023 WI Act 12 – notwithstanding subs. (2) and (3))

Contact Information

If you have questions, contact us at lgs@wisconsin.gov, (608) 266-8618 or (608) 261-5167.



State of Wisconsin • DEPARTMENT OF REVENUE

DIVISION OF STATE AND LOCAL FINANCE • BUREAU OF LOCAL GOVERNMENT SERVICES • 2135 RIMROCK RD MADISON, WI 53713

Mailing Address:
PO Box 8971 #6-97
Madison WI 53708-8971
Fax: (608) 264-6887
lgs@wisconsin.gov

September 13, 2024

CLAUDIA FIELDS
VILLAGE OF ALMA CENTER
PO BOX 96
ALMA CENTER WI 54611-0096

Notice of Shared Revenue – 2025 Original Estimate

Notice Information

The Wisconsin Department of Revenue (DOR) is providing the **estimated** shared revenue amounts your local government will receive in 2025 under current state law for county and municipal aid, supplemental county and municipal aid, utility aid and the expenditure restraint incentive program. This does not include adjustments, shown on the July and November payment notices.

District	VILLAGE OF ALMA CENTER	County	JACKSON	Co-muni code	27-101
-----------------	------------------------	---------------	---------	---------------------	--------

Estimate Information

For an explanation of each aid payment listed below, review the additional information in this notice.

2025 Original Estimate	
1. County and municipal aid	\$147,506.56
2. Utility aid	\$10,013.81
3. Supplemental county and municipal aid	\$39,012.14
4. Expenditure restraint incentive program	\$0.00
5. Total Estimated 2025 Payments (sum of Lines 1-4)	\$196,532.51

Payment Information

Your local government will receive two distributions in 2025 :

- July 28, 2025: 15% of Line 1, 2, and 3 and 100% of Line 4 (*shown above*)
- November 17, 2025: balance of your 2025 aid payments

County and Municipal Aid

Under state law, the county and municipal aid paid to each county and municipality must be equal to the amount determined in 2012 (sec. 79.036, Wis. Stats.) and adjusted for fallen protective services insurance reimbursement (sec. 79.036(4), Wis. Stats.).

County and Municipal Aid Calculation	
1. Prior year county and municipal aid	\$144,200.61
2. Increase due to sales tax revenue, including adjustments (<i>district changes</i>)	\$3,316.61
3. Fallen protective services insurance adjustment	-\$10.66
4. Fallen protective services insurance reimbursement (<i>reported to DOR</i>)	\$0.00
5. Total County and Municipal Aid (sum of Lines 1-4)	\$147,506.56

Utility Aid

- Under state law, utility aid is distributed to each county and municipality where tax-exempt utility property is located (sec. 79.04, Wis. Stats.)
- Utility companies report utility property information to DOR annually
- DOR uses the provided information to accurately calculate utility aid (*shown below*)

Utility Aid Calculation	
1. Net book value, <i>as of December 31, 2024 (including expected additions/retirements)</i>	\$1,668,969.00
2. Total net book value payment	\$10,013.81
3. Minimum payment	\$0.00
4. Megawatt capacity	0.0
5. Megawatt capacity payment	\$0.00
6. Closed/decommissioned production plant (phased down) payment	\$0.00
7. Subtotal (<i>sum of Lines 2, 3, 5 and 6</i>)	\$10,013.81
8. Population cap	\$204,850.00
9. Adjusted subtotal (<i>lesser of Line 7 or Line 8</i>)	\$10,013.81
10. Adjacent site incentive payment	\$0.00
11. Baseload incentive payment	\$0.00
12. Co-generation incentive payment	\$0.00
13. Alternative energy incentive payment	\$0.00
14. Total incentive payments (<i>sum of Lines 10 through 13</i>)	\$0.00
15. Spent nuclear fuel payment	\$0.00
16. Total Utility Aid – this is the utility aid payment listed on the front of the estimate (<i>sum of Lines 9, 14 and 15</i>)	\$10,013.81

Supplemental County and Municipal Aid

- Under state law, supplemental county and municipal aid paid to each county and municipality is determined by 2023 Wisconsin Act 12 (sec. 79.037, Wis. Stats.)
- For detailed information, review [county and municipal aid spreadsheet](#)

Supplemental County and Municipal Aid Calculation	
1. Prior year supplemental county and municipal aid	\$38,135.03
2. Increase due to sales tax revenue including adjustments (<i>district changes</i>)	\$877.11
3. Total Supplemental County and Municipal Aid (<i>sum of Lines 1 and 2</i>)	\$39,012.14

Expenditure Restraint Incentive Program

- Only municipalities are eligible to receive Expenditure Restraint Incentive Program (ERIP) payments
- Under state law, in 2025, each municipality will receive a payment that is equal to the amount of the payment received by the municipality in 2024 (sec. 79.05(4), Wis. Stats., from 2023 WI Act 12 – notwithstanding subs. (2) and (3))

Contact Information

If you have questions, contact us at lgs@wisconsin.gov, (608) 266-8618 or (608) 261-5167.



State of Wisconsin • DEPARTMENT OF REVENUE

DIVISION OF STATE AND LOCAL FINANCE • BUREAU OF LOCAL GOVERNMENT SERVICES • 2135 RIMROCK RD MADISON, WI 53713

Mailing Address:
PO Box 8971 #6-97
Madison WI 53708-8971
Fax: (608) 264-6887
lgs@wisconsin.gov

September 13, 2024

LAURIE MUELLER
VILLAGE OF HIXTON
PO BOX 127
HIXTON WI 54635-0127

Notice of Shared Revenue – 2025 Original Estimate

Notice Information

The Wisconsin Department of Revenue (DOR) is providing the **estimated** shared revenue amounts your local government will receive in 2025 under current state law for county and municipal aid, supplemental county and municipal aid, utility aid and the expenditure restraint incentive program. This does not include adjustments, shown on the July and November payment notices.

District	VILLAGE OF HIXTON	County	JACKSON	Co-muni code	27-136
-----------------	-------------------	---------------	---------	---------------------	--------

Estimate Information

For an explanation of each aid payment listed below, review the additional information in this notice.

2025 Original Estimate	
1. County and municipal aid	\$64,344.91
2. Utility aid	\$0.00
3. Supplemental county and municipal aid	\$38,479.25
4. Expenditure restraint incentive program	\$0.00
5. Total Estimated 2025 Payments (sum of Lines 1-4)	\$102,824.16

Payment Information

Your local government will receive two distributions in 2025 :

- July 28, 2025: 15% of Line 1, 2, and 3 and 100% of Line 4 (*shown above*)
- November 17, 2025: balance of your 2025 aid payments

County and Municipal Aid

Under state law, the county and municipal aid paid to each county and municipality must be equal to the amount determined in 2012 (sec. 79.036, Wis. Stats.) and adjusted for fallen protective services insurance reimbursement (sec. 79.036(4), Wis. Stats.).

County and Municipal Aid Calculation	
1. Prior year county and municipal aid	\$62,902.80
2. Increase due to sales tax revenue, including adjustments (<i>district changes</i>)	\$1,446.76
3. Fallen protective services insurance adjustment	-\$4.65
4. Fallen protective services insurance reimbursement (<i>reported to DOR</i>)	\$0.00
5. Total County and Municipal Aid (sum of Lines 1-4)	\$64,344.91

Utility Aid

- Under state law, utility aid is distributed to each county and municipality where tax-exempt utility property is located (sec. 79.04, Wis. Stats.)
- Utility companies report utility property information to DOR annually
- DOR uses the provided information to accurately calculate utility aid (*shown below*)

Utility Aid Calculation	
1. Net book value, <i>as of December 31, 2024 (including expected additions/retirements)</i>	\$0.00
2. Total net book value payment	\$0.00
3. Minimum payment	\$0.00
4. Megawatt capacity	0.0
5. Megawatt capacity payment	\$0.00
6. Closed/decommissioned production plant (phased down) payment	\$0.00
7. Subtotal (<i>sum of Lines 2, 3, 5 and 6</i>)	\$0.00
8. Population cap	\$187,000.00
9. Adjusted subtotal (<i>lesser of Line 7 or Line 8</i>)	\$0.00
10. Adjacent site incentive payment	\$0.00
11. Baseload incentive payment	\$0.00
12. Co-generation incentive payment	\$0.00
13. Alternative energy incentive payment	\$0.00
14. Total incentive payments (<i>sum of Lines 10 through 13</i>)	\$0.00
15. Spent nuclear fuel payment	\$0.00
16. Total Utility Aid – this is the utility aid payment listed on the front of the estimate (<i>sum of Lines 9, 14 and 15</i>)	\$0.00

Supplemental County and Municipal Aid

- Under state law, supplemental county and municipal aid paid to each county and municipality is determined by 2023 Wisconsin Act 12 (sec. 79.037, Wis. Stats.)
- For detailed information, review [county and municipal aid spreadsheet](#)

Supplemental County and Municipal Aid Calculation	
1. Prior year supplemental county and municipal aid	\$37,614.13
2. Increase due to sales tax revenue including adjustments (<i>district changes</i>)	\$865.12
3. Total Supplemental County and Municipal Aid (<i>sum of Lines 1 and 2</i>)	\$38,479.25

Expenditure Restraint Incentive Program

- Only municipalities are eligible to receive Expenditure Restraint Incentive Program (ERIP) payments
- Under state law, in 2025, each municipality will receive a payment that is equal to the amount of the payment received by the municipality in 2024 (sec. 79.05(4), Wis. Stats., from 2023 WI Act 12 – notwithstanding subs. (2) and (3))

Contact Information

If you have questions, contact us at lgs@wisconsin.gov, (608) 266-8618 or (608) 261-5167.



State of Wisconsin • DEPARTMENT OF REVENUE

DIVISION OF STATE AND LOCAL FINANCE • BUREAU OF LOCAL GOVERNMENT SERVICES • 2135 RIMROCK RD MADISON, WI 53713

Mailing Address:
PO Box 8971 #6-97
Madison WI 53708-8971
Fax: (608) 264-6887
lgs@wisconsin.gov

September 13, 2024

JAMIE NORTH
VILLAGE OF MELROSE
PO BOX 117
MELROSE WI 54642-0117

Notice of Shared Revenue – 2025 Original Estimate

Notice Information

The Wisconsin Department of Revenue (DOR) is providing the **estimated** shared revenue amounts your local government will receive in 2025 under current state law for county and municipal aid, supplemental county and municipal aid, utility aid and the expenditure restraint incentive program. This does not include adjustments, shown on the July and November payment notices.

District	VILLAGE OF MELROSE	County	JACKSON	Co-muni code	27-151
-----------------	--------------------	---------------	---------	---------------------	--------

Estimate Information

For an explanation of each aid payment listed below, review the additional information in this notice.

2025 Original Estimate	
1. County and municipal aid	\$173,521.56
2. Utility aid	\$0.00
3. Supplemental county and municipal aid	\$39,957.51
4. Expenditure restraint incentive program	\$0.00
5. Total Estimated 2025 Payments (sum of Lines 1-4)	\$213,479.07

Payment Information

Your local government will receive two distributions in 2025 :

- July 28, 2025: 15% of Line 1, 2, and 3 and 100% of Line 4 (*shown above*)
- November 17, 2025: balance of your 2025 aid payments

County and Municipal Aid

Under state law, the county and municipal aid paid to each county and municipality must be equal to the amount determined in 2012 (sec. 79.036, Wis. Stats.) and adjusted for fallen protective services insurance reimbursement (sec. 79.036(4), Wis. Stats.).

County and Municipal Aid Calculation	
1. Prior year county and municipal aid	\$169,632.55
2. Increase due to sales tax revenue, including adjustments (<i>district changes</i>)	\$3,901.55
3. Fallen protective services insurance adjustment	-\$12.54
4. Fallen protective services insurance reimbursement (<i>reported to DOR</i>)	\$0.00
5. Total County and Municipal Aid (sum of Lines 1-4)	\$173,521.56

Utility Aid

- Under state law, utility aid is distributed to each county and municipality where tax-exempt utility property is located (sec. 79.04, Wis. Stats.)
- Utility companies report utility property information to DOR annually
- DOR uses the provided information to accurately calculate utility aid (*shown below*)

Utility Aid Calculation	
1. Net book value, <i>as of December 31, 2024 (including expected additions/retirements)</i>	\$0.00
2. Total net book value payment	\$0.00
3. Minimum payment	\$0.00
4. Megawatt capacity	0.0
5. Megawatt capacity payment	\$0.00
6. Closed/decommissioned production plant (phased down) payment	\$0.00
7. Subtotal (<i>sum of Lines 2, 3, 5 and 6</i>)	\$0.00
8. Population cap	\$226,100.00
9. Adjusted subtotal (<i>lesser of Line 7 or Line 8</i>)	\$0.00
10. Adjacent site incentive payment	\$0.00
11. Baseload incentive payment	\$0.00
12. Co-generation incentive payment	\$0.00
13. Alternative energy incentive payment	\$0.00
14. Total incentive payments (<i>sum of Lines 10 through 13</i>)	\$0.00
15. Spent nuclear fuel payment	\$0.00
16. Total Utility Aid – this is the utility aid payment listed on the front of the estimate (<i>sum of Lines 9, 14 and 15</i>)	\$0.00

Supplemental County and Municipal Aid

- Under state law, supplemental county and municipal aid paid to each county and municipality is determined by 2023 Wisconsin Act 12 (sec. 79.037, Wis. Stats.)
- For detailed information, review [county and municipal aid spreadsheet](#)

Supplemental County and Municipal Aid Calculation	
1. Prior year supplemental county and municipal aid	\$39,059.15
2. Increase due to sales tax revenue including adjustments (<i>district changes</i>)	\$898.36
3. Total Supplemental County and Municipal Aid (<i>sum of Lines 1 and 2</i>)	\$39,957.51

Expenditure Restraint Incentive Program

- Only municipalities are eligible to receive Expenditure Restraint Incentive Program (ERIP) payments
- Under state law, in 2025, each municipality will receive a payment that is equal to the amount of the payment received by the municipality in 2024 (sec. 79.05(4), Wis. Stats., from 2023 WI Act 12 – notwithstanding subs. (2) and (3))

Contact Information

If you have questions, contact us at lgs@wisconsin.gov, (608) 266-8618 or (608) 261-5167.



State of Wisconsin • DEPARTMENT OF REVENUE

DIVISION OF STATE AND LOCAL FINANCE • BUREAU OF LOCAL GOVERNMENT SERVICES • 2135 RIMROCK RD MADISON, WI 53713

Mailing Address:
PO Box 8971 #6-97
Madison WI 53708-8971
Fax: (608) 264-6887
lgs@wisconsin.gov

September 13, 2024

PENNY DANIELSON
VILLAGE OF MERRILLAN
PO BOX 70
MERRILLAN WI 54754-0070

Notice of Shared Revenue – 2025 Original Estimate

Notice Information

The Wisconsin Department of Revenue (DOR) is providing the **estimated** shared revenue amounts your local government will receive in 2025 under current state law for county and municipal aid, supplemental county and municipal aid, utility aid and the expenditure restraint incentive program. This does not include adjustments, shown on the July and November payment notices.

District	VILLAGE OF MERRILLAN	County	JACKSON	Co-muni code	27-152
-----------------	----------------------	---------------	---------	---------------------	--------

Estimate Information

For an explanation of each aid payment listed below, review the additional information in this notice.

2025 Original Estimate	
1. County and municipal aid	\$191,453.55
2. Utility aid	\$0.00
3. Supplemental county and municipal aid	\$40,335.64
4. Expenditure restraint incentive program	\$0.00
5. Total Estimated 2025 Payments (sum of Lines 1-4)	\$231,789.19

Payment Information

Your local government will receive two distributions in 2025 :

- July 28, 2025: 15% of Line 1, 2, and 3 and 100% of Line 4 (*shown above*)
- November 17, 2025: balance of your 2025 aid payments

County and Municipal Aid

Under state law, the county and municipal aid paid to each county and municipality must be equal to the amount determined in 2012 (sec. 79.036, Wis. Stats.) and adjusted for fallen protective services insurance reimbursement (sec. 79.036(4), Wis. Stats.).

County and Municipal Aid Calculation	
1. Prior year county and municipal aid	\$187,162.64
2. Increase due to sales tax revenue, including adjustments (<i>district changes</i>)	\$4,304.74
3. Fallen protective services insurance adjustment	-\$13.83
4. Fallen protective services insurance reimbursement (<i>reported to DOR</i>)	\$0.00
5. Total County and Municipal Aid (sum of Lines 1-4)	\$191,453.55

Utility Aid

- Under state law, utility aid is distributed to each county and municipality where tax-exempt utility property is located (sec. 79.04, Wis. Stats.)
- Utility companies report utility property information to DOR annually
- DOR uses the provided information to accurately calculate utility aid (*shown below*)

Utility Aid Calculation	
1. Net book value, <i>as of December 31, 2024 (including expected additions/retirements)</i>	\$0.00
2. Total net book value payment	\$0.00
3. Minimum payment	\$0.00
4. Megawatt capacity	0.0
5. Megawatt capacity payment	\$0.00
6. Closed/decommissioned production plant (phased down) payment	\$0.00
7. Subtotal (<i>sum of Lines 2, 3, 5 and 6</i>)	\$0.00
8. Population cap	\$219,300.00
9. Adjusted subtotal (<i>lesser of Line 7 or Line 8</i>)	\$0.00
10. Adjacent site incentive payment	\$0.00
11. Baseload incentive payment	\$0.00
12. Co-generation incentive payment	\$0.00
13. Alternative energy incentive payment	\$0.00
14. Total incentive payments (<i>sum of Lines 10 through 13</i>)	\$0.00
15. Spent nuclear fuel payment	\$0.00
16. Total Utility Aid – this is the utility aid payment listed on the front of the estimate (<i>sum of Lines 9, 14 and 15</i>)	\$0.00

Supplemental County and Municipal Aid

- Under state law, supplemental county and municipal aid paid to each county and municipality is determined by 2023 Wisconsin Act 12 (sec. 79.037, Wis. Stats.)
- For detailed information, review [county and municipal aid spreadsheet](#)

Supplemental County and Municipal Aid Calculation	
1. Prior year supplemental county and municipal aid	\$39,428.78
2. Increase due to sales tax revenue including adjustments (<i>district changes</i>)	\$906.86
3. Total Supplemental County and Municipal Aid (<i>sum of Lines 1 and 2</i>)	\$40,335.64

Expenditure Restraint Incentive Program

- Only municipalities are eligible to receive Expenditure Restraint Incentive Program (ERIP) payments
- Under state law, in 2025, each municipality will receive a payment that is equal to the amount of the payment received by the municipality in 2024 (sec. 79.05(4), Wis. Stats., from 2023 WI Act 12 – notwithstanding subs. (2) and (3))

Contact Information

If you have questions, contact us at lgs@wisconsin.gov, (608) 266-8618 or (608) 261-5167.



State of Wisconsin • DEPARTMENT OF REVENUE

DIVISION OF STATE AND LOCAL FINANCE • BUREAU OF LOCAL GOVERNMENT SERVICES • 2135 RIMROCK RD MADISON, WI 53713

Mailing Address:
PO Box 8971 #6-97
Madison WI 53708-8971
Fax: (608) 264-6887
lgs@wisconsin.gov

September 13, 2024

TAMMY WEISMAN
VILLAGE OF TAYLOR
PO BOX 130
TAYLOR WI 54659-0130

Notice of Shared Revenue – 2025 Original Estimate

Notice Information

The Wisconsin Department of Revenue (DOR) is providing the **estimated** shared revenue amounts your local government will receive in 2025 under current state law for county and municipal aid, supplemental county and municipal aid, utility aid and the expenditure restraint incentive program. This does not include adjustments, shown on the July and November payment notices.

District	VILLAGE OF TAYLOR	County	JACKSON	Co-muni code	27-186
-----------------	-------------------	---------------	---------	---------------------	--------

Estimate Information

For an explanation of each aid payment listed below, review the additional information in this notice.

2025 Original Estimate	
1. County and municipal aid	\$168,682.54
2. Utility aid	\$805.73
3. Supplemental county and municipal aid	\$38,857.43
4. Expenditure restraint incentive program	\$0.00
5. Total Estimated 2025 Payments (sum of Lines 1-4)	\$208,345.70

Payment Information

Your local government will receive two distributions in 2025 :

- July 28, 2025: 15% of Line 1, 2, and 3 and 100% of Line 4 (*shown above*)
- November 17, 2025: balance of your 2025 aid payments

County and Municipal Aid

Under state law, the county and municipal aid paid to each county and municipality must be equal to the amount determined in 2012 (sec. 79.036, Wis. Stats.) and adjusted for fallen protective services insurance reimbursement (sec. 79.036(4), Wis. Stats.).

County and Municipal Aid Calculation	
1. Prior year county and municipal aid	\$164,901.98
2. Increase due to sales tax revenue, including adjustments (<i>district changes</i>)	\$3,792.75
3. Fallen protective services insurance adjustment	-\$12.19
4. Fallen protective services insurance reimbursement (<i>reported to DOR</i>)	\$0.00
5. Total County and Municipal Aid (sum of Lines 1-4)	\$168,682.54

Utility Aid

- Under state law, utility aid is distributed to each county and municipality where tax-exempt utility property is located (sec. 79.04, Wis. Stats.)
- Utility companies report utility property information to DOR annually
- DOR uses the provided information to accurately calculate utility aid (*shown below*)

Utility Aid Calculation	
1. Net book value, <i>as of December 31, 2024 (including expected additions/retirements)</i>	\$134,288.00
2. Total net book value payment	\$805.73
3. Minimum payment	\$0.00
4. Megawatt capacity	0.0
5. Megawatt capacity payment	\$0.00
6. Closed/decommissioned production plant (phased down) payment	\$0.00
7. Subtotal (<i>sum of Lines 2, 3, 5 and 6</i>)	\$805.73
8. Population cap	\$193,375.00
9. Adjusted subtotal (<i>lesser of Line 7 or Line 8</i>)	\$805.73
10. Adjacent site incentive payment	\$0.00
11. Baseload incentive payment	\$0.00
12. Co-generation incentive payment	\$0.00
13. Alternative energy incentive payment	\$0.00
14. Total incentive payments (<i>sum of Lines 10 through 13</i>)	\$0.00
15. Spent nuclear fuel payment	\$0.00
16. Total Utility Aid – this is the utility aid payment listed on the front of the estimate (<i>sum of Lines 9, 14 and 15</i>)	\$805.73

Supplemental County and Municipal Aid

- Under state law, supplemental county and municipal aid paid to each county and municipality is determined by 2023 Wisconsin Act 12 (sec. 79.037, Wis. Stats.)
- For detailed information, review [county and municipal aid spreadsheet](#)

Supplemental County and Municipal Aid Calculation	
1. Prior year supplemental county and municipal aid	\$37,983.80
2. Increase due to sales tax revenue including adjustments (<i>district changes</i>)	\$873.63
3. Total Supplemental County and Municipal Aid (<i>sum of Lines 1 and 2</i>)	\$38,857.43

Expenditure Restraint Incentive Program

- Only municipalities are eligible to receive Expenditure Restraint Incentive Program (ERIP) payments
- Under state law, in 2025, each municipality will receive a payment that is equal to the amount of the payment received by the municipality in 2024 (sec. 79.05(4), Wis. Stats., from 2023 WI Act 12 – notwithstanding subs. (2) and (3))

Contact Information

If you have questions, contact us at lgs@wisconsin.gov, (608) 266-8618 or (608) 261-5167.



State of Wisconsin • DEPARTMENT OF REVENUE

DIVISION OF STATE AND LOCAL FINANCE • BUREAU OF LOCAL GOVERNMENT SERVICES • 2135 RIMROCK RD MADISON, WI 53713

Mailing Address:
PO Box 8971 #6-97
Madison WI 53708-8971
Fax: (608) 264-6887
lgs@wisconsin.gov

September 13, 2024

BRAD CHOWN
CITY OF BLACK RIVER FALLS
101 S 2ND ST
BLACK RIVER FALLS WI 54615-1725

Notice of Shared Revenue – 2025 Original Estimate

Notice Information

The Wisconsin Department of Revenue (DOR) is providing the **estimated** shared revenue amounts your local government will receive in 2025 under current state law for county and municipal aid, supplemental county and municipal aid, utility aid and the expenditure restraint incentive program. This does not include adjustments, shown on the July and November payment notices.

District	CITY OF BLACK RIVER FALLS	County	JACKSON	Co-muni code	27-206
-----------------	---------------------------	---------------	---------	---------------------	--------

Estimate Information

For an explanation of each aid payment listed below, review the additional information in this notice.

2025 Original Estimate	
1. County and municipal aid	\$584,280.66
2. Utility aid	\$2,422.07
3. Supplemental county and municipal aid	\$116,873.69
4. Expenditure restraint incentive program	\$65,304.36
5. Total Estimated 2025 Payments (sum of Lines 1-4)	\$768,880.78

Payment Information

Your local government will receive two distributions in 2025 :

- July 28, 2025: 15% of Line 1, 2, and 3 and 100% of Line 4 (*shown above*)
- November 17, 2025: balance of your 2025 aid payments

County and Municipal Aid

Under state law, the county and municipal aid paid to each county and municipality must be equal to the amount determined in 2012 (sec. 79.036, Wis. Stats.) and adjusted for fallen protective services insurance reimbursement (sec. 79.036(4), Wis. Stats.).

County and Municipal Aid Calculation	
1. Prior year county and municipal aid	\$571,185.60
2. Increase due to sales tax revenue, including adjustments (<i>district changes</i>)	\$13,137.27
3. Fallen protective services insurance adjustment	-\$42.21
4. Fallen protective services insurance reimbursement (<i>reported to DOR</i>)	\$0.00
5. Total County and Municipal Aid (sum of Lines 1-4)	\$584,280.66

Utility Aid

- Under state law, utility aid is distributed to each county and municipality where tax-exempt utility property is located (sec. 79.04, Wis. Stats.)
- Utility companies report utility property information to DOR annually
- DOR uses the provided information to accurately calculate utility aid (*shown below*)

Utility Aid Calculation	
1. Net book value, as of December 31, 2024 (including expected additions/retirements)	\$403,679.00
2. Total net book value payment	\$2,422.07
3. Minimum payment	\$0.00
4. Megawatt capacity	0.0
5. Megawatt capacity payment	\$0.00
6. Closed/decommissioned production plant (phased down) payment	\$0.00
7. Subtotal (sum of Lines 2, 3, 5 and 6)	\$2,422.07
8. Population cap	\$1,550,825.00
9. Adjusted subtotal (lesser of Line 7 or Line 8)	\$2,422.07
10. Adjacent site incentive payment	\$0.00
11. Baseload incentive payment	\$0.00
12. Co-generation incentive payment	\$0.00
13. Alternative energy incentive payment	\$0.00
14. Total incentive payments (sum of Lines 10 through 13)	\$0.00
15. Spent nuclear fuel payment	\$0.00
16. Total Utility Aid – this is the utility aid payment listed on the front of the estimate (sum of Lines 9, 14 and 15)	\$2,422.07

Supplemental County and Municipal Aid

- Under state law, supplemental county and municipal aid paid to each county and municipality is determined by 2023 Wisconsin Act 12 (sec. 79.037, Wis. Stats.)
- For detailed information, review [county and municipal aid spreadsheet](#)

Supplemental County and Municipal Aid Calculation	
1. Prior year supplemental county and municipal aid	\$114,246.03
2. Increase due to sales tax revenue including adjustments (district changes)	\$2,627.66
3. Total Supplemental County and Municipal Aid (sum of Lines 1 and 2)	\$116,873.69

Expenditure Restraint Incentive Program

- Only municipalities are eligible to receive Expenditure Restraint Incentive Program (ERIP) payments
- Under state law, in 2025, each municipality will receive a payment that is equal to the amount of the payment received by the municipality in 2024 (sec. 79.05(4), Wis. Stats., from 2023 WI Act 12 – notwithstanding subs. (2) and (3))

Contact Information

If you have questions, contact us at lgs@wisconsin.gov, (608) 266-8618 or (608) 261-5167.



State of Wisconsin • DEPARTMENT OF REVENUE

DIVISION OF STATE AND LOCAL FINANCE • BUREAU OF LOCAL GOVERNMENT SERVICES • 2135 RIMROCK RD MADISON, WI 53713

Mailing Address:
PO Box 8971 #6-97
Madison WI 53708-8971
Fax: (608) 264-6887
lgs@wisconsin.gov

September 13, 2024

CINDY ALTMAN
COUNTY OF JACKSON
307 MAIN ST
BLACK RIVER FALLS WI 54615-1756

Notice of Shared Revenue – 2025 Original Estimate

Notice Information

The Wisconsin Department of Revenue (DOR) is providing the **estimated** shared revenue amounts your local government will receive in 2025 under current state law for county and municipal aid, supplemental county and municipal aid, utility aid and the expenditure restraint incentive program. This does not include adjustments, shown on the July and November payment notices.

District	COUNTY OF JACKSON	County	JACKSON	Co-muni code	27-999
-----------------	-------------------	---------------	---------	---------------------	--------

Estimate Information

For an explanation of each aid payment listed below, review the additional information in this notice.

2025 Original Estimate	
1. County and municipal aid	\$944,913.56
2. Utility aid	\$83,395.10
3. Supplemental county and municipal aid	\$639,344.68
4. Expenditure restraint incentive program	\$0.00
5. Total Estimated 2025 Payments (sum of Lines 1-4)	\$1,667,653.34

Payment Information

Your local government will receive two distributions in 2025 :

- July 28, 2025: 15% of Line 1, 2, and 3 and 100% of Line 4 (*shown above*)
- November 17, 2025: balance of your 2025 aid payments

County and Municipal Aid

Under state law, the county and municipal aid paid to each county and municipality must be equal to the amount determined in 2012 (sec. 79.036, Wis. Stats.) and adjusted for fallen protective services insurance reimbursement (sec. 79.036(4), Wis. Stats.).

County and Municipal Aid Calculation	
1. Prior year county and municipal aid	\$923,735.90
2. Increase due to sales tax revenue, including adjustments (<i>district changes</i>)	\$21,245.93
3. Fallen protective services insurance adjustment	-\$68.27
4. Fallen protective services insurance reimbursement (<i>reported to DOR</i>)	\$0.00
5. Total County and Municipal Aid (sum of Lines 1-4)	\$944,913.56

Utility Aid

- Under state law, utility aid is distributed to each county and municipality where tax-exempt utility property is located (sec. 79.04, Wis. Stats.)
- Utility companies report utility property information to DOR annually
- DOR uses the provided information to accurately calculate utility aid (*shown below*)

Utility Aid Calculation	
1. Net book value, <i>as of December 31, 2024 (including expected additions/retirements)</i>	\$15,002,651.00
2. Total net book value payment	\$83,395.10
3. Minimum payment	\$0.00
4. Megawatt capacity	0.0
5. Megawatt capacity payment	\$0.00
6. Closed/decommissioned production plant (phased down) payment	\$0.00
7. Subtotal (<i>sum of Lines 2, 3, 5 and 6</i>)	\$83,395.10
8. Population cap	\$2,671,375.00
9. Adjusted subtotal (<i>lesser of Line 7 or Line 8</i>)	\$83,395.10
10. Adjacent site incentive payment	\$0.00
11. Baseload incentive payment	\$0.00
12. Co-generation incentive payment	\$0.00
13. Alternative energy incentive payment	\$0.00
14. Total incentive payments (<i>sum of Lines 10 through 13</i>)	\$0.00
15. Spent nuclear fuel payment	\$0.00
16. Total Utility Aid – this is the utility aid payment listed on the front of the estimate (<i>sum of Lines 9, 14 and 15</i>)	\$83,395.10

Supplemental County and Municipal Aid

- Under state law, supplemental county and municipal aid paid to each county and municipality is determined by 2023 Wisconsin Act 12 (sec. 79.037, Wis. Stats.)
- For detailed information, review [county and municipal aid spreadsheet](#)

Supplemental County and Municipal Aid Calculation	
1. Prior year supplemental county and municipal aid	\$624,970.36
2. Increase due to sales tax revenue including adjustments (<i>district changes</i>)	\$14,374.32
3. Total Supplemental County and Municipal Aid (<i>sum of Lines 1 and 2</i>)	\$639,344.68

Expenditure Restraint Incentive Program

- Only municipalities are eligible to receive Expenditure Restraint Incentive Program (ERIP) payments
- Under state law, in 2025, each municipality will receive a payment that is equal to the amount of the payment received by the municipality in 2024 (sec. 79.05(4), Wis. Stats., from 2023 WI Act 12 – notwithstanding subs. (2) and (3))

Contact Information

If you have questions, contact us at lgs@wisconsin.gov, (608) 266-8618 or (608) 261-5167.



State of Wisconsin • DEPARTMENT OF REVENUE

DIVISION OF STATE AND LOCAL FINANCE • BUREAU OF LOCAL GOVERNMENT SERVICES • 2135 RIMROCK RD MADISON, WI 53713

Mailing Address:
PO Box 8971 #6-97
Madison WI 53708-8971
Fax: (608) 264-6887
lgs@wisconsin.gov

September 13, 2024

KATHLEEN PITZNER
TOWN OF AZTALAN
N5070 MARTIN RD
JEFFERSON WI 53549

Notice of Shared Revenue – 2025 Original Estimate

Notice Information

The Wisconsin Department of Revenue (DOR) is providing the **estimated** shared revenue amounts your local government will receive in 2025 under current state law for county and municipal aid, supplemental county and municipal aid, utility aid and the expenditure restraint incentive program. This does not include adjustments, shown on the July and November payment notices.

District	TOWN OF AZTALAN	County	JEFFERSON	Co-muni code	28-002
-----------------	-----------------	---------------	-----------	---------------------	--------

Estimate Information

For an explanation of each aid payment listed below, review the additional information in this notice.

2025 Original Estimate	
1. County and municipal aid	\$30,816.40
2. Utility aid	\$0.00
3. Supplemental county and municipal aid	\$54,422.26
4. Expenditure restraint incentive program	\$0.00
5. Total Estimated 2025 Payments (sum of Lines 1-4)	\$85,238.66

Payment Information

Your local government will receive two distributions in 2025 :

- July 28, 2025: 15% of Line 1, 2, and 3 and 100% of Line 4 (*shown above*)
- November 17, 2025: balance of your 2025 aid payments

County and Municipal Aid

Under state law, the county and municipal aid paid to each county and municipality must be equal to the amount determined in 2012 (sec. 79.036, Wis. Stats.) and adjusted for fallen protective services insurance reimbursement (sec. 79.036(4), Wis. Stats.).

County and Municipal Aid Calculation	
1. Prior year county and municipal aid	\$30,125.74
2. Increase due to sales tax revenue, including adjustments (<i>district changes</i>)	\$692.89
3. Fallen protective services insurance adjustment	-\$2.23
4. Fallen protective services insurance reimbursement (<i>reported to DOR</i>)	\$0.00
5. Total County and Municipal Aid (sum of Lines 1-4)	\$30,816.40

Utility Aid

- Under state law, utility aid is distributed to each county and municipality where tax-exempt utility property is located (sec. 79.04, Wis. Stats.)
- Utility companies report utility property information to DOR annually
- DOR uses the provided information to accurately calculate utility aid (*shown below*)

Utility Aid Calculation	
1. Net book value, <i>as of December 31, 2024 (including expected additions/retirements)</i>	\$0.00
2. Total net book value payment	\$0.00
3. Minimum payment	\$0.00
4. Megawatt capacity	0.0
5. Megawatt capacity payment	\$0.00
6. Closed/decommissioned production plant (phased down) payment	\$0.00
7. Subtotal (<i>sum of Lines 2, 3, 5 and 6</i>)	\$0.00
8. Population cap	\$580,125.00
9. Adjusted subtotal (<i>lesser of Line 7 or Line 8</i>)	\$0.00
10. Adjacent site incentive payment	\$0.00
11. Baseload incentive payment	\$0.00
12. Co-generation incentive payment	\$0.00
13. Alternative energy incentive payment	\$0.00
14. Total incentive payments (<i>sum of Lines 10 through 13</i>)	\$0.00
15. Spent nuclear fuel payment	\$0.00
16. Total Utility Aid – this is the utility aid payment listed on the front of the estimate (<i>sum of Lines 9, 14 and 15</i>)	\$0.00

Supplemental County and Municipal Aid

- Under state law, supplemental county and municipal aid paid to each county and municipality is determined by 2023 Wisconsin Act 12 (sec. 79.037, Wis. Stats.)
- For detailed information, review [county and municipal aid spreadsheet](#)

Supplemental County and Municipal Aid Calculation	
1. Prior year supplemental county and municipal aid	\$53,198.69
2. Increase due to sales tax revenue including adjustments (<i>district changes</i>)	\$1,223.57
3. Total Supplemental County and Municipal Aid (<i>sum of Lines 1 and 2</i>)	\$54,422.26

Expenditure Restraint Incentive Program

- Only municipalities are eligible to receive Expenditure Restraint Incentive Program (ERIP) payments
- Under state law, in 2025, each municipality will receive a payment that is equal to the amount of the payment received by the municipality in 2024 (sec. 79.05(4), Wis. Stats., from 2023 WI Act 12 – notwithstanding subs. (2) and (3))

Contact Information

If you have questions, contact us at lgs@wisconsin.gov, (608) 266-8618 or (608) 261-5167.



State of Wisconsin • DEPARTMENT OF REVENUE

DIVISION OF STATE AND LOCAL FINANCE • BUREAU OF LOCAL GOVERNMENT SERVICES • 2135 RIMROCK RD MADISON, WI 53713

Mailing Address:
PO Box 8971 #6-97
Madison WI 53708-8971
Fax: (608) 264-6887
lgs@wisconsin.gov

September 13, 2024

LISA GRIEP
TOWN OF COLD SPRING
W3497 VANNOY DR
WHITEWATER WI 53190

Notice of Shared Revenue – 2025 Original Estimate

Notice Information

The Wisconsin Department of Revenue (DOR) is providing the **estimated** shared revenue amounts your local government will receive in 2025 under current state law for county and municipal aid, supplemental county and municipal aid, utility aid and the expenditure restraint incentive program. This does not include adjustments, shown on the July and November payment notices.

District	TOWN OF COLD SPRING	County	JEFFERSON	Co-muni code	28-004
-----------------	---------------------	---------------	-----------	---------------------	--------

Estimate Information

For an explanation of each aid payment listed below, review the additional information in this notice.

2025 Original Estimate	
1. County and municipal aid	\$10,689.01
2. Utility aid	\$0.00
3. Supplemental county and municipal aid	\$43,240.04
4. Expenditure restraint incentive program	\$0.00
5. Total Estimated 2025 Payments (sum of Lines 1-4)	\$53,929.05

Payment Information

Your local government will receive two distributions in 2025 :

- July 28, 2025: 15% of Line 1, 2, and 3 and 100% of Line 4 (*shown above*)
- November 17, 2025: balance of your 2025 aid payments

County and Municipal Aid

Under state law, the county and municipal aid paid to each county and municipality must be equal to the amount determined in 2012 (sec. 79.036, Wis. Stats.) and adjusted for fallen protective services insurance reimbursement (sec. 79.036(4), Wis. Stats.).

County and Municipal Aid Calculation	
1. Prior year county and municipal aid	\$10,449.44
2. Increase due to sales tax revenue, including adjustments (<i>district changes</i>)	\$240.34
3. Fallen protective services insurance adjustment	-\$0.77
4. Fallen protective services insurance reimbursement (<i>reported to DOR</i>)	\$0.00
5. Total County and Municipal Aid (sum of Lines 1-4)	\$10,689.01

Utility Aid

- Under state law, utility aid is distributed to each county and municipality where tax-exempt utility property is located (sec. 79.04, Wis. Stats.)
- Utility companies report utility property information to DOR annually
- DOR uses the provided information to accurately calculate utility aid (*shown below*)

Utility Aid Calculation	
1. Net book value, <i>as of December 31, 2024 (including expected additions/retirements)</i>	\$0.00
2. Total net book value payment	\$0.00
3. Minimum payment	\$0.00
4. Megawatt capacity	0.0
5. Megawatt capacity payment	\$0.00
6. Closed/decommissioned production plant (phased down) payment	\$0.00
7. Subtotal (<i>sum of Lines 2, 3, 5 and 6</i>)	\$0.00
8. Population cap	\$314,075.00
9. Adjusted subtotal (<i>lesser of Line 7 or Line 8</i>)	\$0.00
10. Adjacent site incentive payment	\$0.00
11. Baseload incentive payment	\$0.00
12. Co-generation incentive payment	\$0.00
13. Alternative energy incentive payment	\$0.00
14. Total incentive payments (<i>sum of Lines 10 through 13</i>)	\$0.00
15. Spent nuclear fuel payment	\$0.00
16. Total Utility Aid – this is the utility aid payment listed on the front of the estimate (<i>sum of Lines 9, 14 and 15</i>)	\$0.00

Supplemental County and Municipal Aid

- Under state law, supplemental county and municipal aid paid to each county and municipality is determined by 2023 Wisconsin Act 12 (sec. 79.037, Wis. Stats.)
- For detailed information, review [county and municipal aid spreadsheet](#)

Supplemental County and Municipal Aid Calculation	
1. Prior year supplemental county and municipal aid	\$42,267.88
2. Increase due to sales tax revenue including adjustments (<i>district changes</i>)	\$972.16
3. Total Supplemental County and Municipal Aid (<i>sum of Lines 1 and 2</i>)	\$43,240.04

Expenditure Restraint Incentive Program

- Only municipalities are eligible to receive Expenditure Restraint Incentive Program (ERIP) payments
- Under state law, in 2025, each municipality will receive a payment that is equal to the amount of the payment received by the municipality in 2024 (sec. 79.05(4), Wis. Stats., from 2023 WI Act 12 – notwithstanding subs. (2) and (3))

Contact Information

If you have questions, contact us at lgs@wisconsin.gov, (608) 266-8618 or (608) 261-5167.



State of Wisconsin • DEPARTMENT OF REVENUE

DIVISION OF STATE AND LOCAL FINANCE • BUREAU OF LOCAL GOVERNMENT SERVICES • 2135 RIMROCK RD MADISON, WI 53713

Mailing Address:
PO Box 8971 #6-97
Madison WI 53708-8971
Fax: (608) 264-6887
lgs@wisconsin.gov

September 13, 2024

BRIAN NEUMANN
TOWN OF CONCORD
N6830 COUNTY HWY E
OCONOMOWOC WI 53066-9017

Notice of Shared Revenue – 2025 Original Estimate

Notice Information

The Wisconsin Department of Revenue (DOR) is providing the **estimated** shared revenue amounts your local government will receive in 2025 under current state law for county and municipal aid, supplemental county and municipal aid, utility aid and the expenditure restraint incentive program. This does not include adjustments, shown on the July and November payment notices.

District	TOWN OF CONCORD	County	JEFFERSON	Co-muni code	28-006
-----------------	-----------------	---------------	-----------	---------------------	--------

Estimate Information

For an explanation of each aid payment listed below, review the additional information in this notice.

2025 Original Estimate	
1. County and municipal aid	\$34,700.92
2. Utility aid	\$0.00
3. Supplemental county and municipal aid	\$64,686.06
4. Expenditure restraint incentive program	\$0.00
5. Total Estimated 2025 Payments (sum of Lines 1-4)	\$99,386.98

Payment Information

Your local government will receive two distributions in 2025 :

- July 28, 2025: 15% of Line 1, 2, and 3 and 100% of Line 4 (*shown above*)
- November 17, 2025: balance of your 2025 aid payments

County and Municipal Aid

Under state law, the county and municipal aid paid to each county and municipality must be equal to the amount determined in 2012 (sec. 79.036, Wis. Stats.) and adjusted for fallen protective services insurance reimbursement (sec. 79.036(4), Wis. Stats.).

County and Municipal Aid Calculation	
1. Prior year county and municipal aid	\$33,923.20
2. Increase due to sales tax revenue, including adjustments (<i>district changes</i>)	\$780.23
3. Fallen protective services insurance adjustment	-\$2.51
4. Fallen protective services insurance reimbursement (<i>reported to DOR</i>)	\$0.00
5. Total County and Municipal Aid (sum of Lines 1-4)	\$34,700.92

Utility Aid

- Under state law, utility aid is distributed to each county and municipality where tax-exempt utility property is located (sec. 79.04, Wis. Stats.)
- Utility companies report utility property information to DOR annually
- DOR uses the provided information to accurately calculate utility aid (*shown below*)

Utility Aid Calculation	
1. Net book value, <i>as of December 31, 2024 (including expected additions/retirements)</i>	\$0.00
2. Total net book value payment	\$0.00
3. Minimum payment	\$0.00
4. Megawatt capacity	0.0
5. Megawatt capacity payment	\$0.00
6. Closed/decommissioned production plant (phased down) payment	\$0.00
7. Subtotal (<i>sum of Lines 2, 3, 5 and 6</i>)	\$0.00
8. Population cap	\$831,725.00
9. Adjusted subtotal (<i>lesser of Line 7 or Line 8</i>)	\$0.00
10. Adjacent site incentive payment	\$0.00
11. Baseload incentive payment	\$0.00
12. Co-generation incentive payment	\$0.00
13. Alternative energy incentive payment	\$0.00
14. Total incentive payments (<i>sum of Lines 10 through 13</i>)	\$0.00
15. Spent nuclear fuel payment	\$0.00
16. Total Utility Aid – this is the utility aid payment listed on the front of the estimate (<i>sum of Lines 9, 14 and 15</i>)	\$0.00

Supplemental County and Municipal Aid

- Under state law, supplemental county and municipal aid paid to each county and municipality is determined by 2023 Wisconsin Act 12 (sec. 79.037, Wis. Stats.)
- For detailed information, review [county and municipal aid spreadsheet](#)

Supplemental County and Municipal Aid Calculation	
1. Prior year supplemental county and municipal aid	\$63,231.73
2. Increase due to sales tax revenue including adjustments (<i>district changes</i>)	\$1,454.33
3. Total Supplemental County and Municipal Aid (<i>sum of Lines 1 and 2</i>)	\$64,686.06

Expenditure Restraint Incentive Program

- Only municipalities are eligible to receive Expenditure Restraint Incentive Program (ERIP) payments
- Under state law, in 2025, each municipality will receive a payment that is equal to the amount of the payment received by the municipality in 2024 (sec. 79.05(4), Wis. Stats., from 2023 WI Act 12 – notwithstanding subs. (2) and (3))

Contact Information

If you have questions, contact us at lgs@wisconsin.gov, (608) 266-8618 or (608) 261-5167.



State of Wisconsin • DEPARTMENT OF REVENUE

DIVISION OF STATE AND LOCAL FINANCE • BUREAU OF LOCAL GOVERNMENT SERVICES • 2135 RIMROCK RD MADISON, WI 53713

Mailing Address:
PO Box 8971 #6-97
Madison WI 53708-8971
Fax: (608) 264-6887
lgs@wisconsin.gov

September 13, 2024

TAMI LATSCH
TOWN OF FARMINGTON
W3157 BAKERTOWN RD
HELENVILLE WI 53137-9743

Notice of Shared Revenue – 2025 Original Estimate

Notice Information

The Wisconsin Department of Revenue (DOR) is providing the **estimated** shared revenue amounts your local government will receive in 2025 under current state law for county and municipal aid, supplemental county and municipal aid, utility aid and the expenditure restraint incentive program. This does not include adjustments, shown on the July and November payment notices.

District	TOWN OF FARMINGTON	County	JEFFERSON	Co-muni code	28-008
-----------------	--------------------	---------------	-----------	---------------------	--------

Estimate Information

For an explanation of each aid payment listed below, review the additional information in this notice.

2025 Original Estimate	
1. County and municipal aid	\$22,929.87
2. Utility aid	\$0.00
3. Supplemental county and municipal aid	\$54,937.35
4. Expenditure restraint incentive program	\$0.00
5. Total Estimated 2025 Payments (sum of Lines 1-4)	\$77,867.22

Payment Information

Your local government will receive two distributions in 2025 :

- July 28, 2025: 15% of Line 1, 2, and 3 and 100% of Line 4 (*shown above*)
- November 17, 2025: balance of your 2025 aid payments

County and Municipal Aid

Under state law, the county and municipal aid paid to each county and municipality must be equal to the amount determined in 2012 (sec. 79.036, Wis. Stats.) and adjusted for fallen protective services insurance reimbursement (sec. 79.036(4), Wis. Stats.).

County and Municipal Aid Calculation	
1. Prior year county and municipal aid	\$22,415.96
2. Increase due to sales tax revenue, including adjustments (<i>district changes</i>)	\$515.57
3. Fallen protective services insurance adjustment	-\$1.66
4. Fallen protective services insurance reimbursement (<i>reported to DOR</i>)	\$0.00
5. Total County and Municipal Aid (sum of Lines 1-4)	\$22,929.87

Utility Aid

- Under state law, utility aid is distributed to each county and municipality where tax-exempt utility property is located (sec. 79.04, Wis. Stats.)
- Utility companies report utility property information to DOR annually
- DOR uses the provided information to accurately calculate utility aid (*shown below*)

Utility Aid Calculation	
1. Net book value, <i>as of December 31, 2024 (including expected additions/retirements)</i>	\$0.00
2. Total net book value payment	\$0.00
3. Minimum payment	\$0.00
4. Megawatt capacity	0.0
5. Megawatt capacity payment	\$0.00
6. Closed/decommissioned production plant (phased down) payment	\$0.00
7. Subtotal (<i>sum of Lines 2, 3, 5 and 6</i>)	\$0.00
8. Population cap	\$591,600.00
9. Adjusted subtotal (<i>lesser of Line 7 or Line 8</i>)	\$0.00
10. Adjacent site incentive payment	\$0.00
11. Baseload incentive payment	\$0.00
12. Co-generation incentive payment	\$0.00
13. Alternative energy incentive payment	\$0.00
14. Total incentive payments (<i>sum of Lines 10 through 13</i>)	\$0.00
15. Spent nuclear fuel payment	\$0.00
16. Total Utility Aid – this is the utility aid payment listed on the front of the estimate (<i>sum of Lines 9, 14 and 15</i>)	\$0.00

Supplemental County and Municipal Aid

- Under state law, supplemental county and municipal aid paid to each county and municipality is determined by 2023 Wisconsin Act 12 (sec. 79.037, Wis. Stats.)
- For detailed information, review [county and municipal aid spreadsheet](#)

Supplemental County and Municipal Aid Calculation	
1. Prior year supplemental county and municipal aid	\$53,702.20
2. Increase due to sales tax revenue including adjustments (<i>district changes</i>)	\$1,235.15
3. Total Supplemental County and Municipal Aid (<i>sum of Lines 1 and 2</i>)	\$54,937.35

Expenditure Restraint Incentive Program

- Only municipalities are eligible to receive Expenditure Restraint Incentive Program (ERIP) payments
- Under state law, in 2025, each municipality will receive a payment that is equal to the amount of the payment received by the municipality in 2024 (sec. 79.05(4), Wis. Stats., from 2023 WI Act 12 – notwithstanding subs. (2) and (3))

Contact Information

If you have questions, contact us at lgs@wisconsin.gov, (608) 266-8618 or (608) 261-5167.



State of Wisconsin • DEPARTMENT OF REVENUE

DIVISION OF STATE AND LOCAL FINANCE • BUREAU OF LOCAL GOVERNMENT SERVICES • 2135 RIMROCK RD MADISON, WI 53713

Mailing Address:
PO Box 8971 #6-97
Madison WI 53708-8971
Fax: (608) 264-6887
lgs@wisconsin.gov

September 13, 2024

KATHLEEN GROSS
TOWN OF HEBRON
N1986 FROMMADER RD
FORT ATKINSON WI 53538-9689

Notice of Shared Revenue – 2025 Original Estimate

Notice Information

The Wisconsin Department of Revenue (DOR) is providing the **estimated** shared revenue amounts your local government will receive in 2025 under current state law for county and municipal aid, supplemental county and municipal aid, utility aid and the expenditure restraint incentive program. This does not include adjustments, shown on the July and November payment notices.

District	TOWN OF HEBRON	County	JEFFERSON	Co-muni code	28-010
-----------------	----------------	---------------	-----------	---------------------	--------

Estimate Information

For an explanation of each aid payment listed below, review the additional information in this notice.

2025 Original Estimate	
1. County and municipal aid	\$15,715.27
2. Utility aid	\$0.00
3. Supplemental county and municipal aid	\$48,686.29
4. Expenditure restraint incentive program	\$0.00
5. Total Estimated 2025 Payments (sum of Lines 1-4)	\$64,401.56

Payment Information

Your local government will receive two distributions in 2025 :

- July 28, 2025: 15% of Line 1, 2, and 3 and 100% of Line 4 (*shown above*)
- November 17, 2025: balance of your 2025 aid payments

County and Municipal Aid

Under state law, the county and municipal aid paid to each county and municipality must be equal to the amount determined in 2012 (sec. 79.036, Wis. Stats.) and adjusted for fallen protective services insurance reimbursement (sec. 79.036(4), Wis. Stats.).

County and Municipal Aid Calculation	
1. Prior year county and municipal aid	\$15,363.06
2. Increase due to sales tax revenue, including adjustments (<i>district changes</i>)	\$353.35
3. Fallen protective services insurance adjustment	-\$1.14
4. Fallen protective services insurance reimbursement (<i>reported to DOR</i>)	\$0.00
5. Total County and Municipal Aid (sum of Lines 1-4)	\$15,715.27

Utility Aid

- Under state law, utility aid is distributed to each county and municipality where tax-exempt utility property is located (sec. 79.04, Wis. Stats.)
- Utility companies report utility property information to DOR annually
- DOR uses the provided information to accurately calculate utility aid (*shown below*)

Utility Aid Calculation	
1. Net book value, <i>as of December 31, 2024 (including expected additions/retirements)</i>	\$0.00
2. Total net book value payment	\$0.00
3. Minimum payment	\$0.00
4. Megawatt capacity	0.0
5. Megawatt capacity payment	\$0.00
6. Closed/decommissioned production plant (phased down) payment	\$0.00
7. Subtotal (<i>sum of Lines 2, 3, 5 and 6</i>)	\$0.00
8. Population cap	\$446,250.00
9. Adjusted subtotal (<i>lesser of Line 7 or Line 8</i>)	\$0.00
10. Adjacent site incentive payment	\$0.00
11. Baseload incentive payment	\$0.00
12. Co-generation incentive payment	\$0.00
13. Alternative energy incentive payment	\$0.00
14. Total incentive payments (<i>sum of Lines 10 through 13</i>)	\$0.00
15. Spent nuclear fuel payment	\$0.00
16. Total Utility Aid – this is the utility aid payment listed on the front of the estimate (<i>sum of Lines 9, 14 and 15</i>)	\$0.00

Supplemental County and Municipal Aid

- Under state law, supplemental county and municipal aid paid to each county and municipality is determined by 2023 Wisconsin Act 12 (sec. 79.037, Wis. Stats.)
- For detailed information, review [county and municipal aid spreadsheet](#)

Supplemental County and Municipal Aid Calculation	
1. Prior year supplemental county and municipal aid	\$47,591.68
2. Increase due to sales tax revenue including adjustments (<i>district changes</i>)	\$1,094.61
3. Total Supplemental County and Municipal Aid (<i>sum of Lines 1 and 2</i>)	\$48,686.29

Expenditure Restraint Incentive Program

- Only municipalities are eligible to receive Expenditure Restraint Incentive Program (ERIP) payments
- Under state law, in 2025, each municipality will receive a payment that is equal to the amount of the payment received by the municipality in 2024 (sec. 79.05(4), Wis. Stats., from 2023 WI Act 12 – notwithstanding subs. (2) and (3))

Contact Information

If you have questions, contact us at lgs@wisconsin.gov, (608) 266-8618 or (608) 261-5167.



State of Wisconsin • DEPARTMENT OF REVENUE

DIVISION OF STATE AND LOCAL FINANCE • BUREAU OF LOCAL GOVERNMENT SERVICES • 2135 RIMROCK RD MADISON, WI 53713

Mailing Address:
PO Box 8971 #6-97
Madison WI 53708-8971
Fax: (608) 264-6887
lgs@wisconsin.gov

September 13, 2024

JO ANN LESSER
TOWN OF IXONIA
PO BOX 109
W1195 MARIETTA AVE
IXONIA WI 53036-0109

Notice of Shared Revenue – 2025 Original Estimate

Notice Information

The Wisconsin Department of Revenue (DOR) is providing the **estimated** shared revenue amounts your local government will receive in 2025 under current state law for county and municipal aid, supplemental county and municipal aid, utility aid and the expenditure restraint incentive program. This does not include adjustments, shown on the July and November payment notices.

District	TOWN OF IXONIA	County	JEFFERSON	Co-muni code	28-012
-----------------	----------------	---------------	-----------	---------------------	--------

Estimate Information

For an explanation of each aid payment listed below, review the additional information in this notice.

2025 Original Estimate	
1. County and municipal aid	\$66,339.70
2. Utility aid	\$7,822.78
3. Supplemental county and municipal aid	\$145,600.88
4. Expenditure restraint incentive program	\$0.00
5. Total Estimated 2025 Payments (sum of Lines 1-4)	\$219,763.36

Payment Information

Your local government will receive two distributions in 2025 :

- July 28, 2025: 15% of Line 1, 2, and 3 and 100% of Line 4 (*shown above*)
- November 17, 2025: balance of your 2025 aid payments

County and Municipal Aid

Under state law, the county and municipal aid paid to each county and municipality must be equal to the amount determined in 2012 (sec. 79.036, Wis. Stats.) and adjusted for fallen protective services insurance reimbursement (sec. 79.036(4), Wis. Stats.).

County and Municipal Aid Calculation	
1. Prior year county and municipal aid	\$64,852.87
2. Increase due to sales tax revenue, including adjustments (<i>district changes</i>)	\$1,491.62
3. Fallen protective services insurance adjustment	-\$4.79
4. Fallen protective services insurance reimbursement (<i>reported to DOR</i>)	\$0.00
5. Total County and Municipal Aid (sum of Lines 1-4)	\$66,339.70

Utility Aid

- Under state law, utility aid is distributed to each county and municipality where tax-exempt utility property is located (sec. 79.04, Wis. Stats.)
- Utility companies report utility property information to DOR annually
- DOR uses the provided information to accurately calculate utility aid (*shown below*)

Utility Aid Calculation	
1. Net book value, as of December 31, 2024 (including expected additions/retirements)	\$2,607,593.00
2. Total net book value payment	\$7,822.78
3. Minimum payment	\$0.00
4. Megawatt capacity	0.0
5. Megawatt capacity payment	\$0.00
6. Closed/decommissioned production plant (phased down) payment	\$0.00
7. Subtotal (sum of Lines 2, 3, 5 and 6)	\$7,822.78
8. Population cap	\$2,185,350.00
9. Adjusted subtotal (lesser of Line 7 or Line 8)	\$7,822.78
10. Adjacent site incentive payment	\$0.00
11. Baseload incentive payment	\$0.00
12. Co-generation incentive payment	\$0.00
13. Alternative energy incentive payment	\$0.00
14. Total incentive payments (sum of Lines 10 through 13)	\$0.00
15. Spent nuclear fuel payment	\$0.00
16. Total Utility Aid – this is the utility aid payment listed on the front of the estimate (sum of Lines 9, 14 and 15)	\$7,822.78

Supplemental County and Municipal Aid

- Under state law, supplemental county and municipal aid paid to each county and municipality is determined by 2023 Wisconsin Act 12 (sec. 79.037, Wis. Stats.)
- For detailed information, review [county and municipal aid spreadsheet](#)

Supplemental County and Municipal Aid Calculation	
1. Prior year supplemental county and municipal aid	\$142,327.35
2. Increase due to sales tax revenue including adjustments (district changes)	\$3,273.53
3. Total Supplemental County and Municipal Aid (sum of Lines 1 and 2)	\$145,600.88

Expenditure Restraint Incentive Program

- Only municipalities are eligible to receive Expenditure Restraint Incentive Program (ERIP) payments
- Under state law, in 2025, each municipality will receive a payment that is equal to the amount of the payment received by the municipality in 2024 (sec. 79.05(4), Wis. Stats., from 2023 WI Act 12 – notwithstanding subs. (2) and (3))

Contact Information

If you have questions, contact us at lgs@wisconsin.gov, (608) 266-8618 or (608) 261-5167.



State of Wisconsin • DEPARTMENT OF REVENUE

DIVISION OF STATE AND LOCAL FINANCE • BUREAU OF LOCAL GOVERNMENT SERVICES • 2135 RIMROCK RD MADISON, WI 53713

Mailing Address:
PO Box 8971 #6-97
Madison WI 53708-8971
Fax: (608) 264-6887
lgs@wisconsin.gov

September 13, 2024

TINA BARNES
TOWN OF JEFFERSON
W7002 COUNTY ROAD J
JEFFERSON WI 53549

Notice of Shared Revenue – 2025 Original Estimate

Notice Information

The Wisconsin Department of Revenue (DOR) is providing the **estimated** shared revenue amounts your local government will receive in 2025 under current state law for county and municipal aid, supplemental county and municipal aid, utility aid and the expenditure restraint incentive program. This does not include adjustments, shown on the July and November payment notices.

District	TOWN OF JEFFERSON	County	JEFFERSON	Co-muni code	28-014
-----------------	-------------------	---------------	-----------	---------------------	--------

Estimate Information

For an explanation of each aid payment listed below, review the additional information in this notice.

2025 Original Estimate	
1. County and municipal aid	\$56,246.85
2. Utility aid	\$180,408.36
3. Supplemental county and municipal aid	\$66,350.19
4. Expenditure restraint incentive program	\$0.00
5. Total Estimated 2025 Payments (sum of Lines 1-4)	\$303,005.40

Payment Information

Your local government will receive two distributions in 2025 :

- July 28, 2025: 15% of Line 1, 2, and 3 and 100% of Line 4 (*shown above*)
- November 17, 2025: balance of your 2025 aid payments

County and Municipal Aid

Under state law, the county and municipal aid paid to each county and municipality must be equal to the amount determined in 2012 (sec. 79.036, Wis. Stats.) and adjusted for fallen protective services insurance reimbursement (sec. 79.036(4), Wis. Stats.).

County and Municipal Aid Calculation	
1. Prior year county and municipal aid	\$54,986.23
2. Increase due to sales tax revenue, including adjustments (<i>district changes</i>)	\$1,264.68
3. Fallen protective services insurance adjustment	-\$4.06
4. Fallen protective services insurance reimbursement (<i>reported to DOR</i>)	\$0.00
5. Total County and Municipal Aid (sum of Lines 1-4)	\$56,246.85

Utility Aid

- Under state law, utility aid is distributed to each county and municipality where tax-exempt utility property is located (sec. 79.04, Wis. Stats.)
- Utility companies report utility property information to DOR annually
- DOR uses the provided information to accurately calculate utility aid (*shown below*)

Utility Aid Calculation	
1. Net book value, <i>as of December 31, 2024 (including expected additions/retirements)</i>	\$5,969,451.00
2. Total net book value payment	\$17,908.35
3. Minimum payment	\$0.00
4. Megawatt capacity	75.0
5. Megawatt capacity payment	\$50,000.01
6. Closed/decommissioned production plant (phased down) payment	\$0.00
7. Subtotal (<i>sum of Lines 2, 3, 5 and 6</i>)	\$67,908.36
8. Population cap	\$869,975.00
9. Adjusted subtotal (<i>lesser of Line 7 or Line 8</i>)	\$67,908.36
10. Adjacent site incentive payment	\$0.00
11. Baseload incentive payment	\$0.00
12. Co-generation incentive payment	\$0.00
13. Alternative energy incentive payment	\$112,500.00
14. Total incentive payments (<i>sum of Lines 10 through 13</i>)	\$112,500.00
15. Spent nuclear fuel payment	\$0.00
16. Total Utility Aid – this is the utility aid payment listed on the front of the estimate (<i>sum of Lines 9, 14 and 15</i>)	\$180,408.36

Supplemental County and Municipal Aid

- Under state law, supplemental county and municipal aid paid to each county and municipality is determined by 2023 Wisconsin Act 12 (sec. 79.037, Wis. Stats.)
- For detailed information, review [county and municipal aid spreadsheet](#)

Supplemental County and Municipal Aid Calculation	
1. Prior year supplemental county and municipal aid	\$64,858.45
2. Increase due to sales tax revenue including adjustments (<i>district changes</i>)	\$1,491.74
3. Total Supplemental County and Municipal Aid (<i>sum of Lines 1 and 2</i>)	\$66,350.19

Expenditure Restraint Incentive Program

- Only municipalities are eligible to receive Expenditure Restraint Incentive Program (ERIP) payments
- Under state law, in 2025, each municipality will receive a payment that is equal to the amount of the payment received by the municipality in 2024 (sec. 79.05(4), Wis. Stats., from 2023 WI Act 12 – notwithstanding subs. (2) and (3))

Contact Information

If you have questions, contact us at lgs@wisconsin.gov, (608) 266-8618 or (608) 261-5167.



State of Wisconsin • DEPARTMENT OF REVENUE

DIVISION OF STATE AND LOCAL FINANCE • BUREAU OF LOCAL GOVERNMENT SERVICES • 2135 RIMROCK RD MADISON, WI 53713

Mailing Address:
PO Box 8971 #6-97
Madison WI 53708-8971
Fax: (608) 264-6887
lgs@wisconsin.gov

September 13, 2024

CAITLIN KINCANNON
TOWN OF KOSHKONONG
W5609 STAR SCHOOL RD
FORT ATKINSON WI 53538-9359

Notice of Shared Revenue – 2025 Original Estimate

Notice Information

The Wisconsin Department of Revenue (DOR) is providing the **estimated** shared revenue amounts your local government will receive in 2025 under current state law for county and municipal aid, supplemental county and municipal aid, utility aid and the expenditure restraint incentive program. This does not include adjustments, shown on the July and November payment notices.

District	TOWN OF KOSHKONONG	County	JEFFERSON	Co-muni code	28-016
-----------------	--------------------	---------------	-----------	---------------------	--------

Estimate Information

For an explanation of each aid payment listed below, review the additional information in this notice.

2025 Original Estimate	
1. County and municipal aid	\$41,909.28
2. Utility aid	\$8,113.77
3. Supplemental county and municipal aid	\$95,722.27
4. Expenditure restraint incentive program	\$0.00
5. Total Estimated 2025 Payments (sum of Lines 1-4)	\$145,745.32

Payment Information

Your local government will receive two distributions in 2025 :

- July 28, 2025: 15% of Line 1, 2, and 3 and 100% of Line 4 (*shown above*)
- November 17, 2025: balance of your 2025 aid payments

County and Municipal Aid

Under state law, the county and municipal aid paid to each county and municipality must be equal to the amount determined in 2012 (sec. 79.036, Wis. Stats.) and adjusted for fallen protective services insurance reimbursement (sec. 79.036(4), Wis. Stats.).

County and Municipal Aid Calculation	
1. Prior year county and municipal aid	\$40,970.00
2. Increase due to sales tax revenue, including adjustments (<i>district changes</i>)	\$942.31
3. Fallen protective services insurance adjustment	-\$3.03
4. Fallen protective services insurance reimbursement (<i>reported to DOR</i>)	\$0.00
5. Total County and Municipal Aid (sum of Lines 1-4)	\$41,909.28

Utility Aid

- Under state law, utility aid is distributed to each county and municipality where tax-exempt utility property is located (sec. 79.04, Wis. Stats.)
- Utility companies report utility property information to DOR annually
- DOR uses the provided information to accurately calculate utility aid (*shown below*)

Utility Aid Calculation	
1. Net book value, <i>as of December 31, 2024 (including expected additions/retirements)</i>	\$2,704,589.00
2. Total net book value payment	\$8,113.77
3. Minimum payment	\$0.00
4. Megawatt capacity	0.0
5. Megawatt capacity payment	\$0.00
6. Closed/decommissioned production plant (phased down) payment	\$0.00
7. Subtotal (<i>sum of Lines 2, 3, 5 and 6</i>)	\$8,113.77
8. Population cap	\$1,624,775.00
9. Adjusted subtotal (<i>lesser of Line 7 or Line 8</i>)	\$8,113.77
10. Adjacent site incentive payment	\$0.00
11. Baseload incentive payment	\$0.00
12. Co-generation incentive payment	\$0.00
13. Alternative energy incentive payment	\$0.00
14. Total incentive payments (<i>sum of Lines 10 through 13</i>)	\$0.00
15. Spent nuclear fuel payment	\$0.00
16. Total Utility Aid – this is the utility aid payment listed on the front of the estimate (<i>sum of Lines 9, 14 and 15</i>)	\$8,113.77

Supplemental County and Municipal Aid

- Under state law, supplemental county and municipal aid paid to each county and municipality is determined by 2023 Wisconsin Act 12 (sec. 79.037, Wis. Stats.)
- For detailed information, review [county and municipal aid spreadsheet](#)

Supplemental County and Municipal Aid Calculation	
1. Prior year supplemental county and municipal aid	\$93,570.16
2. Increase due to sales tax revenue including adjustments (<i>district changes</i>)	\$2,152.11
3. Total Supplemental County and Municipal Aid (<i>sum of Lines 1 and 2</i>)	\$95,722.27

Expenditure Restraint Incentive Program

- Only municipalities are eligible to receive Expenditure Restraint Incentive Program (ERIP) payments
- Under state law, in 2025, each municipality will receive a payment that is equal to the amount of the payment received by the municipality in 2024 (sec. 79.05(4), Wis. Stats., from 2023 WI Act 12 – notwithstanding subs. (2) and (3))

Contact Information

If you have questions, contact us at lgs@wisconsin.gov, (608) 266-8618 or (608) 261-5167.



State of Wisconsin • DEPARTMENT OF REVENUE

DIVISION OF STATE AND LOCAL FINANCE • BUREAU OF LOCAL GOVERNMENT SERVICES • 2135 RIMROCK RD MADISON, WI 53713

Mailing Address:
PO Box 8971 #6-97
Madison WI 53708-8971
Fax: (608) 264-6887
lgs@wisconsin.gov

September 13, 2024

ROBIN UNTZ
TOWN OF LAKE MILLS
1111 S MAIN ST
LAKE MILLS WI 53551-9701

Notice of Shared Revenue – 2025 Original Estimate

Notice Information

The Wisconsin Department of Revenue (DOR) is providing the **estimated** shared revenue amounts your local government will receive in 2025 under current state law for county and municipal aid, supplemental county and municipal aid, utility aid and the expenditure restraint incentive program. This does not include adjustments, shown on the July and November payment notices.

District	TOWN OF LAKE MILLS	County	JEFFERSON	Co-muni code	28-018
-----------------	--------------------	---------------	-----------	---------------------	--------

Estimate Information

For an explanation of each aid payment listed below, review the additional information in this notice.

2025 Original Estimate	
1. County and municipal aid	\$23,058.82
2. Utility aid	\$2.76
3. Supplemental county and municipal aid	\$68,768.83
4. Expenditure restraint incentive program	\$0.00
5. Total Estimated 2025 Payments (sum of Lines 1-4)	\$91,830.41

Payment Information

Your local government will receive two distributions in 2025 :

- July 28, 2025: 15% of Line 1, 2, and 3 and 100% of Line 4 (*shown above*)
- November 17, 2025: balance of your 2025 aid payments

County and Municipal Aid

Under state law, the county and municipal aid paid to each county and municipality must be equal to the amount determined in 2012 (sec. 79.036, Wis. Stats.) and adjusted for fallen protective services insurance reimbursement (sec. 79.036(4), Wis. Stats.).

County and Municipal Aid Calculation	
1. Prior year county and municipal aid	\$22,542.02
2. Increase due to sales tax revenue, including adjustments (<i>district changes</i>)	\$518.47
3. Fallen protective services insurance adjustment	-\$1.67
4. Fallen protective services insurance reimbursement (<i>reported to DOR</i>)	\$0.00
5. Total County and Municipal Aid (sum of Lines 1-4)	\$23,058.82

Utility Aid

- Under state law, utility aid is distributed to each county and municipality where tax-exempt utility property is located (sec. 79.04, Wis. Stats.)
- Utility companies report utility property information to DOR annually
- DOR uses the provided information to accurately calculate utility aid (*shown below*)

Utility Aid Calculation	
1. Net book value, <i>as of December 31, 2024 (including expected additions/retirements)</i>	\$921.00
2. Total net book value payment	\$2.76
3. Minimum payment	\$0.00
4. Megawatt capacity	0.0
5. Megawatt capacity payment	\$0.00
6. Closed/decommissioned production plant (phased down) payment	\$0.00
7. Subtotal (<i>sum of Lines 2, 3, 5 and 6</i>)	\$2.76
8. Population cap	\$937,550.00
9. Adjusted subtotal (<i>lesser of Line 7 or Line 8</i>)	\$2.76
10. Adjacent site incentive payment	\$0.00
11. Baseload incentive payment	\$0.00
12. Co-generation incentive payment	\$0.00
13. Alternative energy incentive payment	\$0.00
14. Total incentive payments (<i>sum of Lines 10 through 13</i>)	\$0.00
15. Spent nuclear fuel payment	\$0.00
16. Total Utility Aid – this is the utility aid payment listed on the front of the estimate (<i>sum of Lines 9, 14 and 15</i>)	\$2.76

Supplemental County and Municipal Aid

- Under state law, supplemental county and municipal aid paid to each county and municipality is determined by 2023 Wisconsin Act 12 (sec. 79.037, Wis. Stats.)
- For detailed information, review [county and municipal aid spreadsheet](#)

Supplemental County and Municipal Aid Calculation	
1. Prior year supplemental county and municipal aid	\$67,222.71
2. Increase due to sales tax revenue including adjustments (<i>district changes</i>)	\$1,546.12
3. Total Supplemental County and Municipal Aid (<i>sum of Lines 1 and 2</i>)	\$68,768.83

Expenditure Restraint Incentive Program

- Only municipalities are eligible to receive Expenditure Restraint Incentive Program (ERIP) payments
- Under state law, in 2025, each municipality will receive a payment that is equal to the amount of the payment received by the municipality in 2024 (sec. 79.05(4), Wis. Stats., from 2023 WI Act 12 – notwithstanding subs. (2) and (3))

Contact Information

If you have questions, contact us at lgs@wisconsin.gov, (608) 266-8618 or (608) 261-5167.



State of Wisconsin • DEPARTMENT OF REVENUE

DIVISION OF STATE AND LOCAL FINANCE • BUREAU OF LOCAL GOVERNMENT SERVICES • 2135 RIMROCK RD MADISON, WI 53713

Mailing Address:
PO Box 8971 #6-97
Madison WI 53708-8971
Fax: (608) 264-6887
lgs@wisconsin.gov

September 13, 2024

KAREN SCHADT
TOWN OF MILFORD
N9457 COUNTY RD Q
WATERTOWN WI 53094

Notice of Shared Revenue – 2025 Original Estimate

Notice Information

The Wisconsin Department of Revenue (DOR) is providing the **estimated** shared revenue amounts your local government will receive in 2025 under current state law for county and municipal aid, supplemental county and municipal aid, utility aid and the expenditure restraint incentive program. This does not include adjustments, shown on the July and November payment notices.

District	TOWN OF MILFORD	County	JEFFERSON	Co-muni code	28-020
-----------------	-----------------	---------------	-----------	---------------------	--------

Estimate Information

For an explanation of each aid payment listed below, review the additional information in this notice.

2025 Original Estimate	
1. County and municipal aid	\$14,057.44
2. Utility aid	\$0.00
3. Supplemental county and municipal aid	\$49,854.29
4. Expenditure restraint incentive program	\$0.00
5. Total Estimated 2025 Payments (sum of Lines 1-4)	\$63,911.73

Payment Information

Your local government will receive two distributions in 2025 :

- July 28, 2025: 15% of Line 1, 2, and 3 and 100% of Line 4 (*shown above*)
- November 17, 2025: balance of your 2025 aid payments

County and Municipal Aid

Under state law, the county and municipal aid paid to each county and municipality must be equal to the amount determined in 2012 (sec. 79.036, Wis. Stats.) and adjusted for fallen protective services insurance reimbursement (sec. 79.036(4), Wis. Stats.).

County and Municipal Aid Calculation	
1. Prior year county and municipal aid	\$13,742.39
2. Increase due to sales tax revenue, including adjustments (<i>district changes</i>)	\$316.07
3. Fallen protective services insurance adjustment	-\$1.02
4. Fallen protective services insurance reimbursement (<i>reported to DOR</i>)	\$0.00
5. Total County and Municipal Aid (sum of Lines 1-4)	\$14,057.44

Utility Aid

- Under state law, utility aid is distributed to each county and municipality where tax-exempt utility property is located (sec. 79.04, Wis. Stats.)
- Utility companies report utility property information to DOR annually
- DOR uses the provided information to accurately calculate utility aid (*shown below*)

Utility Aid Calculation	
1. Net book value, <i>as of December 31, 2024 (including expected additions/retirements)</i>	\$0.00
2. Total net book value payment	\$0.00
3. Minimum payment	\$0.00
4. Megawatt capacity	0.0
5. Megawatt capacity payment	\$0.00
6. Closed/decommissioned production plant (phased down) payment	\$0.00
7. Subtotal (<i>sum of Lines 2, 3, 5 and 6</i>)	\$0.00
8. Population cap	\$472,175.00
9. Adjusted subtotal (<i>lesser of Line 7 or Line 8</i>)	\$0.00
10. Adjacent site incentive payment	\$0.00
11. Baseload incentive payment	\$0.00
12. Co-generation incentive payment	\$0.00
13. Alternative energy incentive payment	\$0.00
14. Total incentive payments (<i>sum of Lines 10 through 13</i>)	\$0.00
15. Spent nuclear fuel payment	\$0.00
16. Total Utility Aid – this is the utility aid payment listed on the front of the estimate (<i>sum of Lines 9, 14 and 15</i>)	\$0.00

Supplemental County and Municipal Aid

- Under state law, supplemental county and municipal aid paid to each county and municipality is determined by 2023 Wisconsin Act 12 (sec. 79.037, Wis. Stats.)
- For detailed information, review [county and municipal aid spreadsheet](#)

Supplemental County and Municipal Aid Calculation	
1. Prior year supplemental county and municipal aid	\$48,733.42
2. Increase due to sales tax revenue including adjustments (<i>district changes</i>)	\$1,120.87
3. Total Supplemental County and Municipal Aid (<i>sum of Lines 1 and 2</i>)	\$49,854.29

Expenditure Restraint Incentive Program

- Only municipalities are eligible to receive Expenditure Restraint Incentive Program (ERIP) payments
- Under state law, in 2025, each municipality will receive a payment that is equal to the amount of the payment received by the municipality in 2024 (sec. 79.05(4), Wis. Stats., from 2023 WI Act 12 – notwithstanding subs. (2) and (3))

Contact Information

If you have questions, contact us at lgs@wisconsin.gov, (608) 266-8618 or (608) 261-5167.



State of Wisconsin • DEPARTMENT OF REVENUE

DIVISION OF STATE AND LOCAL FINANCE • BUREAU OF LOCAL GOVERNMENT SERVICES • 2135 RIMROCK RD MADISON, WI 53713

Mailing Address:
PO Box 8971 #6-97
Madison WI 53708-8971
Fax: (608) 264-6887
lgs@wisconsin.gov

September 13, 2024

SUSAN DASCENZO
TOWN OF OAKLAND
N4450 COUNTY RD A
CAMBRIDGE WI 53523

Notice of Shared Revenue – 2025 Original Estimate

Notice Information

The Wisconsin Department of Revenue (DOR) is providing the **estimated** shared revenue amounts your local government will receive in 2025 under current state law for county and municipal aid, supplemental county and municipal aid, utility aid and the expenditure restraint incentive program. This does not include adjustments, shown on the July and November payment notices.

District	TOWN OF OAKLAND	County	JEFFERSON	Co-muni code	28-022
-----------------	-----------------	---------------	-----------	---------------------	--------

Estimate Information

For an explanation of each aid payment listed below, review the additional information in this notice.

2025 Original Estimate	
1. County and municipal aid	\$39,347.21
2. Utility aid	\$0.00
3. Supplemental county and municipal aid	\$86,321.18
4. Expenditure restraint incentive program	\$0.00
5. Total Estimated 2025 Payments (sum of Lines 1-4)	\$125,668.39

Payment Information

Your local government will receive two distributions in 2025 :

- July 28, 2025: 15% of Line 1, 2, and 3 and 100% of Line 4 (*shown above*)
- November 17, 2025: balance of your 2025 aid payments

County and Municipal Aid

Under state law, the county and municipal aid paid to each county and municipality must be equal to the amount determined in 2012 (sec. 79.036, Wis. Stats.) and adjusted for fallen protective services insurance reimbursement (sec. 79.036(4), Wis. Stats.).

County and Municipal Aid Calculation	
1. Prior year county and municipal aid	\$38,465.35
2. Increase due to sales tax revenue, including adjustments (<i>district changes</i>)	\$884.70
3. Fallen protective services insurance adjustment	-\$2.84
4. Fallen protective services insurance reimbursement (<i>reported to DOR</i>)	\$0.00
5. Total County and Municipal Aid (sum of Lines 1-4)	\$39,347.21

Utility Aid

- Under state law, utility aid is distributed to each county and municipality where tax-exempt utility property is located (sec. 79.04, Wis. Stats.)
- Utility companies report utility property information to DOR annually
- DOR uses the provided information to accurately calculate utility aid (*shown below*)

Utility Aid Calculation	
1. Net book value, <i>as of December 31, 2024 (including expected additions/retirements)</i>	\$0.00
2. Total net book value payment	\$0.00
3. Minimum payment	\$0.00
4. Megawatt capacity	0.0
5. Megawatt capacity payment	\$0.00
6. Closed/decommissioned production plant (phased down) payment	\$0.00
7. Subtotal (<i>sum of Lines 2, 3, 5 and 6</i>)	\$0.00
8. Population cap	\$1,379,975.00
9. Adjusted subtotal (<i>lesser of Line 7 or Line 8</i>)	\$0.00
10. Adjacent site incentive payment	\$0.00
11. Baseload incentive payment	\$0.00
12. Co-generation incentive payment	\$0.00
13. Alternative energy incentive payment	\$0.00
14. Total incentive payments (<i>sum of Lines 10 through 13</i>)	\$0.00
15. Spent nuclear fuel payment	\$0.00
16. Total Utility Aid – this is the utility aid payment listed on the front of the estimate (<i>sum of Lines 9, 14 and 15</i>)	\$0.00

Supplemental County and Municipal Aid

- Under state law, supplemental county and municipal aid paid to each county and municipality is determined by 2023 Wisconsin Act 12 (sec. 79.037, Wis. Stats.)
- For detailed information, review [county and municipal aid spreadsheet](#)

Supplemental County and Municipal Aid Calculation	
1. Prior year supplemental county and municipal aid	\$84,380.43
2. Increase due to sales tax revenue including adjustments (<i>district changes</i>)	\$1,940.75
3. Total Supplemental County and Municipal Aid (<i>sum of Lines 1 and 2</i>)	\$86,321.18

Expenditure Restraint Incentive Program

- Only municipalities are eligible to receive Expenditure Restraint Incentive Program (ERIP) payments
- Under state law, in 2025, each municipality will receive a payment that is equal to the amount of the payment received by the municipality in 2024 (sec. 79.05(4), Wis. Stats., from 2023 WI Act 12 – notwithstanding subs. (2) and (3))

Contact Information

If you have questions, contact us at lgs@wisconsin.gov, (608) 266-8618 or (608) 261-5167.



State of Wisconsin • DEPARTMENT OF REVENUE

DIVISION OF STATE AND LOCAL FINANCE • BUREAU OF LOCAL GOVERNMENT SERVICES • 2135 RIMROCK RD MADISON, WI 53713

Mailing Address:
PO Box 8971 #6-97
Madison WI 53708-8971
Fax: (608) 264-6887
lgs@wisconsin.gov

September 13, 2024

MICHELE SMITH
TOWN OF PALMYRA
PO BOX 519
PALMYRA WI 53156

Notice of Shared Revenue – 2025 Original Estimate

Notice Information

The Wisconsin Department of Revenue (DOR) is providing the **estimated** shared revenue amounts your local government will receive in 2025 under current state law for county and municipal aid, supplemental county and municipal aid, utility aid and the expenditure restraint incentive program. This does not include adjustments, shown on the July and November payment notices.

District	TOWN OF PALMYRA	County	JEFFERSON	Co-muni code	28-024
-----------------	-----------------	---------------	-----------	---------------------	--------

Estimate Information

For an explanation of each aid payment listed below, review the additional information in this notice.

2025 Original Estimate	
1. County and municipal aid	\$16,987.64
2. Utility aid	\$4,062.92
3. Supplemental county and municipal aid	\$51,760.66
4. Expenditure restraint incentive program	\$0.00
5. Total Estimated 2025 Payments (sum of Lines 1-4)	\$72,811.22

Payment Information

Your local government will receive two distributions in 2025 :

- July 28, 2025: 15% of Line 1, 2, and 3 and 100% of Line 4 (*shown above*)
- November 17, 2025: balance of your 2025 aid payments

County and Municipal Aid

Under state law, the county and municipal aid paid to each county and municipality must be equal to the amount determined in 2012 (sec. 79.036, Wis. Stats.) and adjusted for fallen protective services insurance reimbursement (sec. 79.036(4), Wis. Stats.).

County and Municipal Aid Calculation	
1. Prior year county and municipal aid	\$16,606.91
2. Increase due to sales tax revenue, including adjustments (<i>district changes</i>)	\$381.96
3. Fallen protective services insurance adjustment	-\$1.23
4. Fallen protective services insurance reimbursement (<i>reported to DOR</i>)	\$0.00
5. Total County and Municipal Aid (sum of Lines 1-4)	\$16,987.64

Utility Aid

- Under state law, utility aid is distributed to each county and municipality where tax-exempt utility property is located (sec. 79.04, Wis. Stats.)
- Utility companies report utility property information to DOR annually
- DOR uses the provided information to accurately calculate utility aid (*shown below*)

Utility Aid Calculation	
1. Net book value, <i>as of December 31, 2024 (including expected additions/retirements)</i>	\$1,354,307.00
2. Total net book value payment	\$4,062.92
3. Minimum payment	\$0.00
4. Megawatt capacity	0.0
5. Megawatt capacity payment	\$0.00
6. Closed/decommissioned production plant (phased down) payment	\$0.00
7. Subtotal (<i>sum of Lines 2, 3, 5 and 6</i>)	\$4,062.92
8. Population cap	\$524,450.00
9. Adjusted subtotal (<i>lesser of Line 7 or Line 8</i>)	\$4,062.92
10. Adjacent site incentive payment	\$0.00
11. Baseload incentive payment	\$0.00
12. Co-generation incentive payment	\$0.00
13. Alternative energy incentive payment	\$0.00
14. Total incentive payments (<i>sum of Lines 10 through 13</i>)	\$0.00
15. Spent nuclear fuel payment	\$0.00
16. Total Utility Aid – this is the utility aid payment listed on the front of the estimate (<i>sum of Lines 9, 14 and 15</i>)	\$4,062.92

Supplemental County and Municipal Aid

- Under state law, supplemental county and municipal aid paid to each county and municipality is determined by 2023 Wisconsin Act 12 (sec. 79.037, Wis. Stats.)
- For detailed information, review [county and municipal aid spreadsheet](#)

Supplemental County and Municipal Aid Calculation	
1. Prior year supplemental county and municipal aid	\$50,596.93
2. Increase due to sales tax revenue including adjustments (<i>district changes</i>)	\$1,163.73
3. Total Supplemental County and Municipal Aid (<i>sum of Lines 1 and 2</i>)	\$51,760.66

Expenditure Restraint Incentive Program

- Only municipalities are eligible to receive Expenditure Restraint Incentive Program (ERIP) payments
- Under state law, in 2025, each municipality will receive a payment that is equal to the amount of the payment received by the municipality in 2024 (sec. 79.05(4), Wis. Stats., from 2023 WI Act 12 – notwithstanding subs. (2) and (3))

Contact Information

If you have questions, contact us at lgs@wisconsin.gov, (608) 266-8618 or (608) 261-5167.



State of Wisconsin • DEPARTMENT OF REVENUE

DIVISION OF STATE AND LOCAL FINANCE • BUREAU OF LOCAL GOVERNMENT SERVICES • 2135 RIMROCK RD MADISON, WI 53713

Mailing Address:
PO Box 8971 #6-97
Madison WI 53708-8971
Fax: (608) 264-6887
lgs@wisconsin.gov

September 13, 2024

DAWN BAUER
TOWN OF SULLIVAN
N3866 WEST STREET
SULLIVAN WI 53178

Notice of Shared Revenue – 2025 Original Estimate

Notice Information

The Wisconsin Department of Revenue (DOR) is providing the **estimated** shared revenue amounts your local government will receive in 2025 under current state law for county and municipal aid, supplemental county and municipal aid, utility aid and the expenditure restraint incentive program. This does not include adjustments, shown on the July and November payment notices.

District	TOWN OF SULLIVAN	County	JEFFERSON	Co-muni code	28-026
-----------------	------------------	---------------	-----------	---------------------	--------

Estimate Information

For an explanation of each aid payment listed below, review the additional information in this notice.

2025 Original Estimate	
1. County and municipal aid	\$46,718.53
2. Utility aid	\$1,366.93
3. Supplemental county and municipal aid	\$70,552.52
4. Expenditure restraint incentive program	\$0.00
5. Total Estimated 2025 Payments (sum of Lines 1-4)	\$118,637.98

Payment Information

Your local government will receive two distributions in 2025 :

- July 28, 2025: 15% of Line 1, 2, and 3 and 100% of Line 4 (*shown above*)
- November 17, 2025: balance of your 2025 aid payments

County and Municipal Aid

Under state law, the county and municipal aid paid to each county and municipality must be equal to the amount determined in 2012 (sec. 79.036, Wis. Stats.) and adjusted for fallen protective services insurance reimbursement (sec. 79.036(4), Wis. Stats.).

County and Municipal Aid Calculation	
1. Prior year county and municipal aid	\$45,671.47
2. Increase due to sales tax revenue, including adjustments (<i>district changes</i>)	\$1,050.44
3. Fallen protective services insurance adjustment	-\$3.38
4. Fallen protective services insurance reimbursement (<i>reported to DOR</i>)	\$0.00
5. Total County and Municipal Aid (sum of Lines 1-4)	\$46,718.53

Utility Aid

- Under state law, utility aid is distributed to each county and municipality where tax-exempt utility property is located (sec. 79.04, Wis. Stats.)
- Utility companies report utility property information to DOR annually
- DOR uses the provided information to accurately calculate utility aid (*shown below*)

Utility Aid Calculation	
1. Net book value, <i>as of December 31, 2024 (including expected additions/retirements)</i>	\$455,644.00
2. Total net book value payment	\$1,366.93
3. Minimum payment	\$0.00
4. Megawatt capacity	0.0
5. Megawatt capacity payment	\$0.00
6. Closed/decommissioned production plant (phased down) payment	\$0.00
7. Subtotal (<i>sum of Lines 2, 3, 5 and 6</i>)	\$1,366.93
8. Population cap	\$978,775.00
9. Adjusted subtotal (<i>lesser of Line 7 or Line 8</i>)	\$1,366.93
10. Adjacent site incentive payment	\$0.00
11. Baseload incentive payment	\$0.00
12. Co-generation incentive payment	\$0.00
13. Alternative energy incentive payment	\$0.00
14. Total incentive payments (<i>sum of Lines 10 through 13</i>)	\$0.00
15. Spent nuclear fuel payment	\$0.00
16. Total Utility Aid – this is the utility aid payment listed on the front of the estimate (<i>sum of Lines 9, 14 and 15</i>)	\$1,366.93

Supplemental County and Municipal Aid

- Under state law, supplemental county and municipal aid paid to each county and municipality is determined by 2023 Wisconsin Act 12 (sec. 79.037, Wis. Stats.)
- For detailed information, review [county and municipal aid spreadsheet](#)

Supplemental County and Municipal Aid Calculation	
1. Prior year supplemental county and municipal aid	\$68,966.30
2. Increase due to sales tax revenue including adjustments (<i>district changes</i>)	\$1,586.22
3. Total Supplemental County and Municipal Aid (<i>sum of Lines 1 and 2</i>)	\$70,552.52

Expenditure Restraint Incentive Program

- Only municipalities are eligible to receive Expenditure Restraint Incentive Program (ERIP) payments
- Under state law, in 2025, each municipality will receive a payment that is equal to the amount of the payment received by the municipality in 2024 (sec. 79.05(4), Wis. Stats., from 2023 WI Act 12 – notwithstanding subs. (2) and (3))

Contact Information

If you have questions, contact us at lgs@wisconsin.gov, (608) 266-8618 or (608) 261-5167.



State of Wisconsin • DEPARTMENT OF REVENUE

DIVISION OF STATE AND LOCAL FINANCE • BUREAU OF LOCAL GOVERNMENT SERVICES • 2135 RIMROCK RD MADISON, WI 53713

Mailing Address:
PO Box 8971 #6-97
Madison WI 53708-8971
Fax: (608) 264-6887
lgs@wisconsin.gov

September 13, 2024

PATRICIA ACHILLI
TOWN OF SUMNER
N1525 CHURCH ST
EDGERTON WI 53354

Notice of Shared Revenue – 2025 Original Estimate

Notice Information

The Wisconsin Department of Revenue (DOR) is providing the **estimated** shared revenue amounts your local government will receive in 2025 under current state law for county and municipal aid, supplemental county and municipal aid, utility aid and the expenditure restraint incentive program. This does not include adjustments, shown on the July and November payment notices.

District	TOWN OF SUMNER	County	JEFFERSON	Co-muni code	28-028
-----------------	----------------	---------------	-----------	---------------------	--------

Estimate Information

For an explanation of each aid payment listed below, review the additional information in this notice.

2025 Original Estimate	
1. County and municipal aid	\$10,854.05
2. Utility aid	\$0.00
3. Supplemental county and municipal aid	\$45,147.33
4. Expenditure restraint incentive program	\$0.00
5. Total Estimated 2025 Payments (sum of Lines 1-4)	\$56,001.38

Payment Information

Your local government will receive two distributions in 2025 :

- July 28, 2025: 15% of Line 1, 2, and 3 and 100% of Line 4 (*shown above*)
- November 17, 2025: balance of your 2025 aid payments

County and Municipal Aid

Under state law, the county and municipal aid paid to each county and municipality must be equal to the amount determined in 2012 (sec. 79.036, Wis. Stats.) and adjusted for fallen protective services insurance reimbursement (sec. 79.036(4), Wis. Stats.).

County and Municipal Aid Calculation	
1. Prior year county and municipal aid	\$10,610.78
2. Increase due to sales tax revenue, including adjustments (<i>district changes</i>)	\$244.05
3. Fallen protective services insurance adjustment	-\$0.78
4. Fallen protective services insurance reimbursement (<i>reported to DOR</i>)	\$0.00
5. Total County and Municipal Aid (sum of Lines 1-4)	\$10,854.05

Utility Aid

- Under state law, utility aid is distributed to each county and municipality where tax-exempt utility property is located (sec. 79.04, Wis. Stats.)
- Utility companies report utility property information to DOR annually
- DOR uses the provided information to accurately calculate utility aid (*shown below*)

Utility Aid Calculation	
1. Net book value, <i>as of December 31, 2024 (including expected additions/retirements)</i>	\$0.00
2. Total net book value payment	\$0.00
3. Minimum payment	\$0.00
4. Megawatt capacity	0.0
5. Megawatt capacity payment	\$0.00
6. Closed/decommissioned production plant (phased down) payment	\$0.00
7. Subtotal (<i>sum of Lines 2, 3, 5 and 6</i>)	\$0.00
8. Population cap	\$354,450.00
9. Adjusted subtotal (<i>lesser of Line 7 or Line 8</i>)	\$0.00
10. Adjacent site incentive payment	\$0.00
11. Baseload incentive payment	\$0.00
12. Co-generation incentive payment	\$0.00
13. Alternative energy incentive payment	\$0.00
14. Total incentive payments (<i>sum of Lines 10 through 13</i>)	\$0.00
15. Spent nuclear fuel payment	\$0.00
16. Total Utility Aid – this is the utility aid payment listed on the front of the estimate (<i>sum of Lines 9, 14 and 15</i>)	\$0.00

Supplemental County and Municipal Aid

- Under state law, supplemental county and municipal aid paid to each county and municipality is determined by 2023 Wisconsin Act 12 (sec. 79.037, Wis. Stats.)
- For detailed information, review [county and municipal aid spreadsheet](#)

Supplemental County and Municipal Aid Calculation	
1. Prior year supplemental county and municipal aid	\$44,132.29
2. Increase due to sales tax revenue including adjustments (<i>district changes</i>)	\$1,015.04
3. Total Supplemental County and Municipal Aid (<i>sum of Lines 1 and 2</i>)	\$45,147.33

Expenditure Restraint Incentive Program

- Only municipalities are eligible to receive Expenditure Restraint Incentive Program (ERIP) payments
- Under state law, in 2025, each municipality will receive a payment that is equal to the amount of the payment received by the municipality in 2024 (sec. 79.05(4), Wis. Stats., from 2023 WI Act 12 – notwithstanding subs. (2) and (3))

Contact Information

If you have questions, contact us at lgs@wisconsin.gov, (608) 266-8618 or (608) 261-5167.



State of Wisconsin • DEPARTMENT OF REVENUE

DIVISION OF STATE AND LOCAL FINANCE • BUREAU OF LOCAL GOVERNMENT SERVICES • 2135 RIMROCK RD MADISON, WI 53713

Mailing Address:
PO Box 8971 #6-97
Madison WI 53708-8971
Fax: (608) 264-6887
lgs@wisconsin.gov

September 13, 2024

CINDY SCHROEDER
TOWN OF WATERLOO
N7874 STATE HWY 89
WATERLOO WI 53594

Notice of Shared Revenue – 2025 Original Estimate

Notice Information

The Wisconsin Department of Revenue (DOR) is providing the **estimated** shared revenue amounts your local government will receive in 2025 under current state law for county and municipal aid, supplemental county and municipal aid, utility aid and the expenditure restraint incentive program. This does not include adjustments, shown on the July and November payment notices.

District	TOWN OF WATERLOO	County	JEFFERSON	Co-muni code	28-030
-----------------	------------------	---------------	-----------	---------------------	--------

Estimate Information

For an explanation of each aid payment listed below, review the additional information in this notice.

2025 Original Estimate	
1. County and municipal aid	\$11,042.59
2. Utility aid	\$7,309.07
3. Supplemental county and municipal aid	\$45,714.32
4. Expenditure restraint incentive program	\$0.00
5. Total Estimated 2025 Payments (sum of Lines 1-4)	\$64,065.98

Payment Information

Your local government will receive two distributions in 2025 :

- July 28, 2025: 15% of Line 1, 2, and 3 and 100% of Line 4 (*shown above*)
- November 17, 2025: balance of your 2025 aid payments

County and Municipal Aid

Under state law, the county and municipal aid paid to each county and municipality must be equal to the amount determined in 2012 (sec. 79.036, Wis. Stats.) and adjusted for fallen protective services insurance reimbursement (sec. 79.036(4), Wis. Stats.).

County and Municipal Aid Calculation	
1. Prior year county and municipal aid	\$10,795.10
2. Increase due to sales tax revenue, including adjustments (<i>district changes</i>)	\$248.29
3. Fallen protective services insurance adjustment	-\$0.80
4. Fallen protective services insurance reimbursement (<i>reported to DOR</i>)	\$0.00
5. Total County and Municipal Aid (sum of Lines 1-4)	\$11,042.59

Utility Aid

- Under state law, utility aid is distributed to each county and municipality where tax-exempt utility property is located (sec. 79.04, Wis. Stats.)
- Utility companies report utility property information to DOR annually
- DOR uses the provided information to accurately calculate utility aid (*shown below*)

Utility Aid Calculation	
1. Net book value, <i>as of December 31, 2024 (including expected additions/retirements)</i>	\$2,436,358.00
2. Total net book value payment	\$7,309.07
3. Minimum payment	\$0.00
4. Megawatt capacity	0.0
5. Megawatt capacity payment	\$0.00
6. Closed/decommissioned production plant (phased down) payment	\$0.00
7. Subtotal (<i>sum of Lines 2, 3, 5 and 6</i>)	\$7,309.07
8. Population cap	\$374,000.00
9. Adjusted subtotal (<i>lesser of Line 7 or Line 8</i>)	\$7,309.07
10. Adjacent site incentive payment	\$0.00
11. Baseload incentive payment	\$0.00
12. Co-generation incentive payment	\$0.00
13. Alternative energy incentive payment	\$0.00
14. Total incentive payments (<i>sum of Lines 10 through 13</i>)	\$0.00
15. Spent nuclear fuel payment	\$0.00
16. Total Utility Aid – this is the utility aid payment listed on the front of the estimate (<i>sum of Lines 9, 14 and 15</i>)	\$7,309.07

Supplemental County and Municipal Aid

- Under state law, supplemental county and municipal aid paid to each county and municipality is determined by 2023 Wisconsin Act 12 (sec. 79.037, Wis. Stats.)
- For detailed information, review [county and municipal aid spreadsheet](#)

Supplemental County and Municipal Aid Calculation	
1. Prior year supplemental county and municipal aid	\$44,686.53
2. Increase due to sales tax revenue including adjustments (<i>district changes</i>)	\$1,027.79
3. Total Supplemental County and Municipal Aid (<i>sum of Lines 1 and 2</i>)	\$45,714.32

Expenditure Restraint Incentive Program

- Only municipalities are eligible to receive Expenditure Restraint Incentive Program (ERIP) payments
- Under state law, in 2025, each municipality will receive a payment that is equal to the amount of the payment received by the municipality in 2024 (sec. 79.05(4), Wis. Stats., from 2023 WI Act 12 – notwithstanding subs. (2) and (3))

Contact Information

If you have questions, contact us at lgs@wisconsin.gov, (608) 266-8618 or (608) 261-5167.



State of Wisconsin • DEPARTMENT OF REVENUE

DIVISION OF STATE AND LOCAL FINANCE • BUREAU OF LOCAL GOVERNMENT SERVICES • 2135 RIMROCK RD MADISON, WI 53713

Mailing Address:
PO Box 8971 #6-97
Madison WI 53708-8971
Fax: (608) 264-6887
lgs@wisconsin.gov

September 13, 2024

JAMES WENDT
TOWN OF WATERTOWN
N8302 HIGH RD
WATERTOWN WI 53094-9589

Notice of Shared Revenue – 2025 Original Estimate

Notice Information

The Wisconsin Department of Revenue (DOR) is providing the **estimated** shared revenue amounts your local government will receive in 2025 under current state law for county and municipal aid, supplemental county and municipal aid, utility aid and the expenditure restraint incentive program. This does not include adjustments, shown on the July and November payment notices.

District	TOWN OF WATERTOWN	County	JEFFERSON	Co-muni code	28-032
-----------------	-------------------	---------------	-----------	---------------------	--------

Estimate Information

For an explanation of each aid payment listed below, review the additional information in this notice.

2025 Original Estimate	
1. County and municipal aid	\$49,657.37
2. Utility aid	\$301,998.49
3. Supplemental county and municipal aid	\$64,154.17
4. Expenditure restraint incentive program	\$0.00
5. Total Estimated 2025 Payments (sum of Lines 1-4)	\$415,810.03

Payment Information

Your local government will receive two distributions in 2025 :

- July 28, 2025: 15% of Line 1, 2, and 3 and 100% of Line 4 (*shown above*)
- November 17, 2025: balance of your 2025 aid payments

County and Municipal Aid

Under state law, the county and municipal aid paid to each county and municipality must be equal to the amount determined in 2012 (sec. 79.036, Wis. Stats.) and adjusted for fallen protective services insurance reimbursement (sec. 79.036(4), Wis. Stats.).

County and Municipal Aid Calculation	
1. Prior year county and municipal aid	\$48,544.44
2. Increase due to sales tax revenue, including adjustments (<i>district changes</i>)	\$1,116.52
3. Fallen protective services insurance adjustment	-\$3.59
4. Fallen protective services insurance reimbursement (<i>reported to DOR</i>)	\$0.00
5. Total County and Municipal Aid (sum of Lines 1-4)	\$49,657.37

Utility Aid

- Under state law, utility aid is distributed to each county and municipality where tax-exempt utility property is located (sec. 79.04, Wis. Stats.)
- Utility companies report utility property information to DOR annually
- DOR uses the provided information to accurately calculate utility aid (*shown below*)

Utility Aid Calculation	
1. Net book value, <i>as of December 31, 2024 (including expected additions/retirements)</i>	\$3,421,705.00
2. Total net book value payment	\$10,265.12
3. Minimum payment	\$0.00
4. Megawatt capacity	437.6
5. Megawatt capacity payment	\$291,733.37
6. Closed/decommissioned production plant (phased down) payment	\$0.00
7. Subtotal (<i>sum of Lines 2, 3, 5 and 6</i>)	\$301,998.49
8. Population cap	\$833,000.00
9. Adjusted subtotal (<i>lesser of Line 7 or Line 8</i>)	\$301,998.49
10. Adjacent site incentive payment	\$0.00
11. Baseload incentive payment	\$0.00
12. Co-generation incentive payment	\$0.00
13. Alternative energy incentive payment	\$0.00
14. Total incentive payments (<i>sum of Lines 10 through 13</i>)	\$0.00
15. Spent nuclear fuel payment	\$0.00
16. Total Utility Aid – this is the utility aid payment listed on the front of the estimate (<i>sum of Lines 9, 14 and 15</i>)	\$301,998.49

Supplemental County and Municipal Aid

- Under state law, supplemental county and municipal aid paid to each county and municipality is determined by 2023 Wisconsin Act 12 (sec. 79.037, Wis. Stats.)
- For detailed information, review [county and municipal aid spreadsheet](#)

Supplemental County and Municipal Aid Calculation	
1. Prior year supplemental county and municipal aid	\$62,711.80
2. Increase due to sales tax revenue including adjustments (<i>district changes</i>)	\$1,442.37
3. Total Supplemental County and Municipal Aid (<i>sum of Lines 1 and 2</i>)	\$64,154.17

Expenditure Restraint Incentive Program

- Only municipalities are eligible to receive Expenditure Restraint Incentive Program (ERIP) payments
- Under state law, in 2025, each municipality will receive a payment that is equal to the amount of the payment received by the municipality in 2024 (sec. 79.05(4), Wis. Stats., from 2023 WI Act 12 – notwithstanding subs. (2) and (3))

Contact Information

If you have questions, contact us at lgs@wisconsin.gov, (608) 266-8618 or (608) 261-5167.



State of Wisconsin • DEPARTMENT OF REVENUE

DIVISION OF STATE AND LOCAL FINANCE • BUREAU OF LOCAL GOVERNMENT SERVICES • 2135 RIMROCK RD MADISON, WI 53713

Mailing Address:
PO Box 8971 #6-97
Madison WI 53708-8971
Fax: (608) 264-6887
lgs@wisconsin.gov

September 13, 2024

ELISSA FRIEDL
VILLAGE OF JOHNSON CREEK
PO BOX 238
JOHNSON CREEK WI 53038-0238

Notice of Shared Revenue – 2025 Original Estimate

Notice Information

The Wisconsin Department of Revenue (DOR) is providing the **estimated** shared revenue amounts your local government will receive in 2025 under current state law for county and municipal aid, supplemental county and municipal aid, utility aid and the expenditure restraint incentive program. This does not include adjustments, shown on the July and November payment notices.

District	VILLAGE OF JOHNSON CREEK	County	JEFFERSON	Co-muni code	28-141
-----------------	--------------------------	---------------	-----------	---------------------	--------

Estimate Information

For an explanation of each aid payment listed below, review the additional information in this notice.

2025 Original Estimate	
1. County and municipal aid	\$267,805.49
2. Utility aid	\$1,755.47
3. Supplemental county and municipal aid	\$89,078.82
4. Expenditure restraint incentive program	\$0.00
5. Total Estimated 2025 Payments (sum of Lines 1-4)	\$358,639.78

Payment Information

Your local government will receive two distributions in 2025 :

- July 28, 2025: 15% of Line 1, 2, and 3 and 100% of Line 4 (*shown above*)
- November 17, 2025: balance of your 2025 aid payments

County and Municipal Aid

Under state law, the county and municipal aid paid to each county and municipality must be equal to the amount determined in 2012 (sec. 79.036, Wis. Stats.) and adjusted for fallen protective services insurance reimbursement (sec. 79.036(4), Wis. Stats.).

County and Municipal Aid Calculation	
1. Prior year county and municipal aid	\$261,803.36
2. Increase due to sales tax revenue, including adjustments (<i>district changes</i>)	\$6,021.48
3. Fallen protective services insurance adjustment	-\$19.35
4. Fallen protective services insurance reimbursement (<i>reported to DOR</i>)	\$0.00
5. Total County and Municipal Aid (sum of Lines 1-4)	\$267,805.49

Utility Aid

- Under state law, utility aid is distributed to each county and municipality where tax-exempt utility property is located (sec. 79.04, Wis. Stats.)
- Utility companies report utility property information to DOR annually
- DOR uses the provided information to accurately calculate utility aid (*shown below*)

Utility Aid Calculation	
1. Net book value, as of December 31, 2024 (including expected additions/retirements)	\$292,579.00
2. Total net book value payment	\$1,755.47
3. Minimum payment	\$0.00
4. Megawatt capacity	0.0
5. Megawatt capacity payment	\$0.00
6. Closed/decommissioned production plant (phased down) payment	\$0.00
7. Subtotal (sum of Lines 2, 3, 5 and 6)	\$1,755.47
8. Population cap	\$1,490,475.00
9. Adjusted subtotal (lesser of Line 7 or Line 8)	\$1,755.47
10. Adjacent site incentive payment	\$0.00
11. Baseload incentive payment	\$0.00
12. Co-generation incentive payment	\$0.00
13. Alternative energy incentive payment	\$0.00
14. Total incentive payments (sum of Lines 10 through 13)	\$0.00
15. Spent nuclear fuel payment	\$0.00
16. Total Utility Aid – this is the utility aid payment listed on the front of the estimate (sum of Lines 9, 14 and 15)	\$1,755.47

Supplemental County and Municipal Aid

- Under state law, supplemental county and municipal aid paid to each county and municipality is determined by 2023 Wisconsin Act 12 (sec. 79.037, Wis. Stats.)
- For detailed information, review [county and municipal aid spreadsheet](#)

Supplemental County and Municipal Aid Calculation	
1. Prior year supplemental county and municipal aid	\$87,076.07
2. Increase due to sales tax revenue including adjustments (district changes)	\$2,002.75
3. Total Supplemental County and Municipal Aid (sum of Lines 1 and 2)	\$89,078.82

Expenditure Restraint Incentive Program

- Only municipalities are eligible to receive Expenditure Restraint Incentive Program (ERIP) payments
- Under state law, in 2025, each municipality will receive a payment that is equal to the amount of the payment received by the municipality in 2024 (sec. 79.05(4), Wis. Stats., from 2023 WI Act 12 – notwithstanding subs. (2) and (3))

Contact Information

If you have questions, contact us at lgs@wisconsin.gov, (608) 266-8618 or (608) 261-5167.



State of Wisconsin • DEPARTMENT OF REVENUE

DIVISION OF STATE AND LOCAL FINANCE • BUREAU OF LOCAL GOVERNMENT SERVICES • 2135 RIMROCK RD MADISON, WI 53713

Mailing Address:
PO Box 8971 #6-97
Madison WI 53708-8971
Fax: (608) 264-6887
lgs@wisconsin.gov

September 13, 2024

LAURIE MUELLER
VILLAGE OF PALMYRA
PO BOX 380
PALMYRA WI 53156-0380

Notice of Shared Revenue – 2025 Original Estimate

Notice Information

The Wisconsin Department of Revenue (DOR) is providing the **estimated** shared revenue amounts your local government will receive in 2025 under current state law for county and municipal aid, supplemental county and municipal aid, utility aid and the expenditure restraint incentive program. This does not include adjustments, shown on the July and November payment notices.

District	VILLAGE OF PALMYRA	County	JEFFERSON	Co-muni code	28-171
-----------------	--------------------	---------------	-----------	---------------------	--------

Estimate Information

For an explanation of each aid payment listed below, review the additional information in this notice.

2025 Original Estimate	
1. County and municipal aid	\$214,637.93
2. Utility aid	\$0.00
3. Supplemental county and municipal aid	\$60,258.80
4. Expenditure restraint incentive program	\$34,960.15
5. Total Estimated 2025 Payments (sum of Lines 1-4)	\$309,856.88

Payment Information

Your local government will receive two distributions in 2025 :

- July 28, 2025: 15% of Line 1, 2, and 3 and 100% of Line 4 (*shown above*)
- November 17, 2025: balance of your 2025 aid payments

County and Municipal Aid

Under state law, the county and municipal aid paid to each county and municipality must be equal to the amount determined in 2012 (sec. 79.036, Wis. Stats.) and adjusted for fallen protective services insurance reimbursement (sec. 79.036(4), Wis. Stats.).

County and Municipal Aid Calculation	
1. Prior year county and municipal aid	\$209,827.41
2. Increase due to sales tax revenue, including adjustments (<i>district changes</i>)	\$4,826.03
3. Fallen protective services insurance adjustment	-\$15.51
4. Fallen protective services insurance reimbursement (<i>reported to DOR</i>)	\$0.00
5. Total County and Municipal Aid (sum of Lines 1-4)	\$214,637.93

Utility Aid

- Under state law, utility aid is distributed to each county and municipality where tax-exempt utility property is located (sec. 79.04, Wis. Stats.)
- Utility companies report utility property information to DOR annually
- DOR uses the provided information to accurately calculate utility aid (*shown below*)

Utility Aid Calculation	
1. Net book value, <i>as of December 31, 2024 (including expected additions/retirements)</i>	\$0.00
2. Total net book value payment	\$0.00
3. Minimum payment	\$0.00
4. Megawatt capacity	0.0
5. Megawatt capacity payment	\$0.00
6. Closed/decommissioned production plant (phased down) payment	\$0.00
7. Subtotal (<i>sum of Lines 2, 3, 5 and 6</i>)	\$0.00
8. Population cap	\$728,450.00
9. Adjusted subtotal (<i>lesser of Line 7 or Line 8</i>)	\$0.00
10. Adjacent site incentive payment	\$0.00
11. Baseload incentive payment	\$0.00
12. Co-generation incentive payment	\$0.00
13. Alternative energy incentive payment	\$0.00
14. Total incentive payments (<i>sum of Lines 10 through 13</i>)	\$0.00
15. Spent nuclear fuel payment	\$0.00
16. Total Utility Aid – this is the utility aid payment listed on the front of the estimate (<i>sum of Lines 9, 14 and 15</i>)	\$0.00

Supplemental County and Municipal Aid

- Under state law, supplemental county and municipal aid paid to each county and municipality is determined by 2023 Wisconsin Act 12 (sec. 79.037, Wis. Stats.)
- For detailed information, review [county and municipal aid spreadsheet](#)

Supplemental County and Municipal Aid Calculation	
1. Prior year supplemental county and municipal aid	\$58,904.01
2. Increase due to sales tax revenue including adjustments (<i>district changes</i>)	\$1,354.79
3. Total Supplemental County and Municipal Aid (<i>sum of Lines 1 and 2</i>)	\$60,258.80

Expenditure Restraint Incentive Program

- Only municipalities are eligible to receive Expenditure Restraint Incentive Program (ERIP) payments
- Under state law, in 2025, each municipality will receive a payment that is equal to the amount of the payment received by the municipality in 2024 (sec. 79.05(4), Wis. Stats., from 2023 WI Act 12 – notwithstanding subs. (2) and (3))

Contact Information

If you have questions, contact us at lgs@wisconsin.gov, (608) 266-8618 or (608) 261-5167.



State of Wisconsin • DEPARTMENT OF REVENUE

DIVISION OF STATE AND LOCAL FINANCE • BUREAU OF LOCAL GOVERNMENT SERVICES • 2135 RIMROCK RD MADISON, WI 53713

Mailing Address:
PO Box 8971 #6-97
Madison WI 53708-8971
Fax: (608) 264-6887
lgs@wisconsin.gov

September 13, 2024

HEATHER RUPNOW
VILLAGE OF SULLIVAN
PO BOX 6, 500 MADISON AVE
SULLIVAN WI 53178-0006

Notice of Shared Revenue – 2025 Original Estimate

Notice Information

The Wisconsin Department of Revenue (DOR) is providing the **estimated** shared revenue amounts your local government will receive in 2025 under current state law for county and municipal aid, supplemental county and municipal aid, utility aid and the expenditure restraint incentive program. This does not include adjustments, shown on the July and November payment notices.

District	VILLAGE OF SULLIVAN	County	JEFFERSON	Co-muni code	28-181
-----------------	---------------------	---------------	-----------	---------------------	--------

Estimate Information

For an explanation of each aid payment listed below, review the additional information in this notice.

2025 Original Estimate	
1. County and municipal aid	\$49,184.65
2. Utility aid	\$0.00
3. Supplemental county and municipal aid	\$41,848.08
4. Expenditure restraint incentive program	\$5,714.53
5. Total Estimated 2025 Payments (sum of Lines 1-4)	\$96,747.26

Payment Information

Your local government will receive two distributions in 2025 :

- July 28, 2025: 15% of Line 1, 2, and 3 and 100% of Line 4 (*shown above*)
- November 17, 2025: balance of your 2025 aid payments

County and Municipal Aid

Under state law, the county and municipal aid paid to each county and municipality must be equal to the amount determined in 2012 (sec. 79.036, Wis. Stats.) and adjusted for fallen protective services insurance reimbursement (sec. 79.036(4), Wis. Stats.).

County and Municipal Aid Calculation	
1. Prior year county and municipal aid	\$48,082.31
2. Increase due to sales tax revenue, including adjustments (<i>district changes</i>)	\$1,105.89
3. Fallen protective services insurance adjustment	-\$3.55
4. Fallen protective services insurance reimbursement (<i>reported to DOR</i>)	\$0.00
5. Total County and Municipal Aid (sum of Lines 1-4)	\$49,184.65

Utility Aid

- Under state law, utility aid is distributed to each county and municipality where tax-exempt utility property is located (sec. 79.04, Wis. Stats.)
- Utility companies report utility property information to DOR annually
- DOR uses the provided information to accurately calculate utility aid (*shown below*)

Utility Aid Calculation	
1. Net book value, <i>as of December 31, 2024 (including expected additions/retirements)</i>	\$0.00
2. Total net book value payment	\$0.00
3. Minimum payment	\$0.00
4. Megawatt capacity	0.0
5. Megawatt capacity payment	\$0.00
6. Closed/decommissioned production plant (phased down) payment	\$0.00
7. Subtotal (<i>sum of Lines 2, 3, 5 and 6</i>)	\$0.00
8. Population cap	\$277,525.00
9. Adjusted subtotal (<i>lesser of Line 7 or Line 8</i>)	\$0.00
10. Adjacent site incentive payment	\$0.00
11. Baseload incentive payment	\$0.00
12. Co-generation incentive payment	\$0.00
13. Alternative energy incentive payment	\$0.00
14. Total incentive payments (<i>sum of Lines 10 through 13</i>)	\$0.00
15. Spent nuclear fuel payment	\$0.00
16. Total Utility Aid – this is the utility aid payment listed on the front of the estimate (<i>sum of Lines 9, 14 and 15</i>)	\$0.00

Supplemental County and Municipal Aid

- Under state law, supplemental county and municipal aid paid to each county and municipality is determined by 2023 Wisconsin Act 12 (sec. 79.037, Wis. Stats.)
- For detailed information, review [county and municipal aid spreadsheet](#)

Supplemental County and Municipal Aid Calculation	
1. Prior year supplemental county and municipal aid	\$40,907.21
2. Increase due to sales tax revenue including adjustments (<i>district changes</i>)	\$940.87
3. Total Supplemental County and Municipal Aid (<i>sum of Lines 1 and 2</i>)	\$41,848.08

Expenditure Restraint Incentive Program

- Only municipalities are eligible to receive Expenditure Restraint Incentive Program (ERIP) payments
- Under state law, in 2025, each municipality will receive a payment that is equal to the amount of the payment received by the municipality in 2024 (sec. 79.05(4), Wis. Stats., from 2023 WI Act 12 – notwithstanding subs. (2) and (3))

Contact Information

If you have questions, contact us at lgs@wisconsin.gov, (608) 266-8618 or (608) 261-5167.



State of Wisconsin • DEPARTMENT OF REVENUE

DIVISION OF STATE AND LOCAL FINANCE • BUREAU OF LOCAL GOVERNMENT SERVICES • 2135 RIMROCK RD MADISON, WI 53713

Mailing Address:
PO Box 8971 #6-97
Madison WI 53708-8971
Fax: (608) 264-6887
lgs@wisconsin.gov

September 13, 2024

MICHELLE EBBERT
CITY OF FORT ATKINSON
101 N MAIN ST
FORT ATKINSON WI 53538-1861

Notice of Shared Revenue – 2025 Original Estimate

Notice Information

The Wisconsin Department of Revenue (DOR) is providing the **estimated** shared revenue amounts your local government will receive in 2025 under current state law for county and municipal aid, supplemental county and municipal aid, utility aid and the expenditure restraint incentive program. This does not include adjustments, shown on the July and November payment notices.

District	CITY OF FORT ATKINSON	County	JEFFERSON	Co-muni code	28-226
-----------------	-----------------------	---------------	-----------	---------------------	--------

Estimate Information

For an explanation of each aid payment listed below, review the additional information in this notice.

2025 Original Estimate	
1. County and municipal aid	\$976,203.55
2. Utility aid	\$39,751.32
3. Supplemental county and municipal aid	\$317,061.79
4. Expenditure restraint incentive program	\$0.00
5. Total Estimated 2025 Payments (sum of Lines 1-4)	\$1,333,016.66

Payment Information

Your local government will receive two distributions in 2025 :

- July 28, 2025: 15% of Line 1, 2, and 3 and 100% of Line 4 (*shown above*)
- November 17, 2025: balance of your 2025 aid payments

County and Municipal Aid

Under state law, the county and municipal aid paid to each county and municipality must be equal to the amount determined in 2012 (sec. 79.036, Wis. Stats.) and adjusted for fallen protective services insurance reimbursement (sec. 79.036(4), Wis. Stats.).

County and Municipal Aid Calculation	
1. Prior year county and municipal aid	\$954,324.61
2. Increase due to sales tax revenue, including adjustments (<i>district changes</i>)	\$21,949.47
3. Fallen protective services insurance adjustment	-\$70.53
4. Fallen protective services insurance reimbursement (<i>reported to DOR</i>)	\$0.00
5. Total County and Municipal Aid (sum of Lines 1-4)	\$976,203.55

Utility Aid

- Under state law, utility aid is distributed to each county and municipality where tax-exempt utility property is located (sec. 79.04, Wis. Stats.)
- Utility companies report utility property information to DOR annually
- DOR uses the provided information to accurately calculate utility aid (*shown below*)

Utility Aid Calculation	
1. Net book value, as of December 31, 2024 (including expected additions/retirements)	\$5,586,332.00
2. Total net book value payment	\$33,517.99
3. Minimum payment	\$0.00
4. Megawatt capacity	2.2
5. Megawatt capacity payment	\$2,933.33
6. Closed/decommissioned production plant (phased down) payment	\$0.00
7. Subtotal (sum of Lines 2, 3, 5 and 6)	\$36,451.32
8. Population cap	\$5,296,775.00
9. Adjusted subtotal (lesser of Line 7 or Line 8)	\$36,451.32
10. Adjacent site incentive payment	\$0.00
11. Baseload incentive payment	\$0.00
12. Co-generation incentive payment	\$0.00
13. Alternative energy incentive payment	\$3,300.00
14. Total incentive payments (sum of Lines 10 through 13)	\$3,300.00
15. Spent nuclear fuel payment	\$0.00
16. Total Utility Aid – this is the utility aid payment listed on the front of the estimate (sum of Lines 9, 14 and 15)	\$39,751.32

Supplemental County and Municipal Aid

- Under state law, supplemental county and municipal aid paid to each county and municipality is determined by 2023 Wisconsin Act 12 (sec. 79.037, Wis. Stats.)
- For detailed information, review [county and municipal aid spreadsheet](#)

Supplemental County and Municipal Aid Calculation	
1. Prior year supplemental county and municipal aid	\$309,933.32
2. Increase due to sales tax revenue including adjustments (district changes)	\$7,128.47
3. Total Supplemental County and Municipal Aid (sum of Lines 1 and 2)	\$317,061.79

Expenditure Restraint Incentive Program

- Only municipalities are eligible to receive Expenditure Restraint Incentive Program (ERIP) payments
- Under state law, in 2025, each municipality will receive a payment that is equal to the amount of the payment received by the municipality in 2024 (sec. 79.05(4), Wis. Stats., from 2023 WI Act 12 – notwithstanding subs. (2) and (3))

Contact Information

If you have questions, contact us at lgs@wisconsin.gov, (608) 266-8618 or (608) 261-5167.



State of Wisconsin • DEPARTMENT OF REVENUE

DIVISION OF STATE AND LOCAL FINANCE • BUREAU OF LOCAL GOVERNMENT SERVICES • 2135 RIMROCK RD MADISON, WI 53713

Mailing Address:
PO Box 8971 #6-97
Madison WI 53708-8971
Fax: (608) 264-6887
lgs@wisconsin.gov

September 13, 2024

SARAH COPSEY
CITY OF JEFFERSON
317 S MAIN STREET
JEFFERSON WI 53549

Notice of Shared Revenue – 2025 Original Estimate

Notice Information

The Wisconsin Department of Revenue (DOR) is providing the **estimated** shared revenue amounts your local government will receive in 2025 under current state law for county and municipal aid, supplemental county and municipal aid, utility aid and the expenditure restraint incentive program. This does not include adjustments, shown on the July and November payment notices.

District	CITY OF JEFFERSON	County	JEFFERSON	Co-muni code	28-241
-----------------	-------------------	---------------	-----------	---------------------	--------

Estimate Information

For an explanation of each aid payment listed below, review the additional information in this notice.

2025 Original Estimate	
1. County and municipal aid	\$660,837.62
2. Utility aid	\$5,150.44
3. Supplemental county and municipal aid	\$205,946.28
4. Expenditure restraint incentive program	\$87,032.34
5. Total Estimated 2025 Payments (sum of Lines 1-4)	\$958,966.68

Payment Information

Your local government will receive two distributions in 2025 :

- July 28, 2025: 15% of Line 1, 2, and 3 and 100% of Line 4 (*shown above*)
- November 17, 2025: balance of your 2025 aid payments

County and Municipal Aid

Under state law, the county and municipal aid paid to each county and municipality must be equal to the amount determined in 2012 (sec. 79.036, Wis. Stats.) and adjusted for fallen protective services insurance reimbursement (sec. 79.036(4), Wis. Stats.).

County and Municipal Aid Calculation	
1. Prior year county and municipal aid	\$646,026.75
2. Increase due to sales tax revenue, including adjustments (<i>district changes</i>)	\$14,858.61
3. Fallen protective services insurance adjustment	-\$47.74
4. Fallen protective services insurance reimbursement (<i>reported to DOR</i>)	\$0.00
5. Total County and Municipal Aid (sum of Lines 1-4)	\$660,837.62

Utility Aid

- Under state law, utility aid is distributed to each county and municipality where tax-exempt utility property is located (sec. 79.04, Wis. Stats.)
- Utility companies report utility property information to DOR annually
- DOR uses the provided information to accurately calculate utility aid (*shown below*)

Utility Aid Calculation	
1. Net book value, as of December 31, 2024 (including expected additions/retirements)	\$858,406.00
2. Total net book value payment	\$5,150.44
3. Minimum payment	\$0.00
4. Megawatt capacity	0.0
5. Megawatt capacity payment	\$0.00
6. Closed/decommissioned production plant (phased down) payment	\$0.00
7. Subtotal (sum of Lines 2, 3, 5 and 6)	\$5,150.44
8. Population cap	\$3,326,050.00
9. Adjusted subtotal (lesser of Line 7 or Line 8)	\$5,150.44
10. Adjacent site incentive payment	\$0.00
11. Baseload incentive payment	\$0.00
12. Co-generation incentive payment	\$0.00
13. Alternative energy incentive payment	\$0.00
14. Total incentive payments (sum of Lines 10 through 13)	\$0.00
15. Spent nuclear fuel payment	\$0.00
16. Total Utility Aid – this is the utility aid payment listed on the front of the estimate (sum of Lines 9, 14 and 15)	\$5,150.44

Supplemental County and Municipal Aid

- Under state law, supplemental county and municipal aid paid to each county and municipality is determined by 2023 Wisconsin Act 12 (sec. 79.037, Wis. Stats.)
- For detailed information, review [county and municipal aid spreadsheet](#)

Supplemental County and Municipal Aid Calculation	
1. Prior year supplemental county and municipal aid	\$201,316.01
2. Increase due to sales tax revenue including adjustments (district changes)	\$4,630.27
3. Total Supplemental County and Municipal Aid (sum of Lines 1 and 2)	\$205,946.28

Expenditure Restraint Incentive Program

- Only municipalities are eligible to receive Expenditure Restraint Incentive Program (ERIP) payments
- Under state law, in 2025, each municipality will receive a payment that is equal to the amount of the payment received by the municipality in 2024 (sec. 79.05(4), Wis. Stats., from 2023 WI Act 12 – notwithstanding subs. (2) and (3))

Contact Information

If you have questions, contact us at lgs@wisconsin.gov, (608) 266-8618 or (608) 261-5167.



State of Wisconsin • DEPARTMENT OF REVENUE

DIVISION OF STATE AND LOCAL FINANCE • BUREAU OF LOCAL GOVERNMENT SERVICES • 2135 RIMROCK RD MADISON, WI 53713

Mailing Address:
PO Box 8971 #6-97
Madison WI 53708-8971
Fax: (608) 264-6887
lgs@wisconsin.gov

September 13, 2024

MISTY QUEST
CITY OF LAKE MILLS
200 D WATER STREET
LAKE MILLS WI 53551

Notice of Shared Revenue – 2025 Original Estimate

Notice Information

The Wisconsin Department of Revenue (DOR) is providing the **estimated** shared revenue amounts your local government will receive in 2025 under current state law for county and municipal aid, supplemental county and municipal aid, utility aid and the expenditure restraint incentive program. This does not include adjustments, shown on the July and November payment notices.

District	CITY OF LAKE MILLS	County	JEFFERSON	Co-muni code	28-246
-----------------	--------------------	---------------	-----------	---------------------	--------

Estimate Information

For an explanation of each aid payment listed below, review the additional information in this notice.

2025 Original Estimate	
1. County and municipal aid	\$352,939.13
2. Utility aid	\$2,295.43
3. Supplemental county and municipal aid	\$176,056.66
4. Expenditure restraint incentive program	\$102,661.36
5. Total Estimated 2025 Payments (sum of Lines 1-4)	\$633,952.58

Payment Information

Your local government will receive two distributions in 2025 :

- July 28, 2025: 15% of Line 1, 2, and 3 and 100% of Line 4 (*shown above*)
- November 17, 2025: balance of your 2025 aid payments

County and Municipal Aid

Under state law, the county and municipal aid paid to each county and municipality must be equal to the amount determined in 2012 (sec. 79.036, Wis. Stats.) and adjusted for fallen protective services insurance reimbursement (sec. 79.036(4), Wis. Stats.).

County and Municipal Aid Calculation	
1. Prior year county and municipal aid	\$345,028.96
2. Increase due to sales tax revenue, including adjustments (<i>district changes</i>)	\$7,935.67
3. Fallen protective services insurance adjustment	-\$25.50
4. Fallen protective services insurance reimbursement (<i>reported to DOR</i>)	\$0.00
5. Total County and Municipal Aid (sum of Lines 1-4)	\$352,939.13

Utility Aid

- Under state law, utility aid is distributed to each county and municipality where tax-exempt utility property is located (sec. 79.04, Wis. Stats.)
- Utility companies report utility property information to DOR annually
- DOR uses the provided information to accurately calculate utility aid (*shown below*)

Utility Aid Calculation	
1. Net book value, as of December 31, 2024 (including expected additions/retirements)	\$382,572.00
2. Total net book value payment	\$2,295.43
3. Minimum payment	\$0.00
4. Megawatt capacity	0.0
5. Megawatt capacity payment	\$0.00
6. Closed/decommissioned production plant (phased down) payment	\$0.00
7. Subtotal (sum of Lines 2, 3, 5 and 6)	\$2,295.43
8. Population cap	\$2,942,275.00
9. Adjusted subtotal (lesser of Line 7 or Line 8)	\$2,295.43
10. Adjacent site incentive payment	\$0.00
11. Baseload incentive payment	\$0.00
12. Co-generation incentive payment	\$0.00
13. Alternative energy incentive payment	\$0.00
14. Total incentive payments (sum of Lines 10 through 13)	\$0.00
15. Spent nuclear fuel payment	\$0.00
16. Total Utility Aid – this is the utility aid payment listed on the front of the estimate (sum of Lines 9, 14 and 15)	\$2,295.43

Supplemental County and Municipal Aid

- Under state law, supplemental county and municipal aid paid to each county and municipality is determined by 2023 Wisconsin Act 12 (sec. 79.037, Wis. Stats.)
- For detailed information, review [county and municipal aid spreadsheet](#)

Supplemental County and Municipal Aid Calculation	
1. Prior year supplemental county and municipal aid	\$172,098.40
2. Increase due to sales tax revenue including adjustments (<i>district changes</i>)	\$3,958.26
3. Total Supplemental County and Municipal Aid (sum of Lines 1 and 2)	\$176,056.66

Expenditure Restraint Incentive Program

- Only municipalities are eligible to receive Expenditure Restraint Incentive Program (ERIP) payments
- Under state law, in 2025, each municipality will receive a payment that is equal to the amount of the payment received by the municipality in 2024 (sec. 79.05(4), Wis. Stats., from 2023 WI Act 12 – notwithstanding subs. (2) and (3))

Contact Information

If you have questions, contact us at lgs@wisconsin.gov, (608) 266-8618 or (608) 261-5167.



State of Wisconsin • DEPARTMENT OF REVENUE

DIVISION OF STATE AND LOCAL FINANCE • BUREAU OF LOCAL GOVERNMENT SERVICES • 2135 RIMROCK RD MADISON, WI 53713

Mailing Address:
PO Box 8971 #6-97
Madison WI 53708-8971
Fax: (608) 264-6887
lgs@wisconsin.gov

September 13, 2024

JEANNE RITTER
CITY OF WATERLOO
136 NORTH MONROE ST
WATERLOO WI 53594-1198

Notice of Shared Revenue – 2025 Original Estimate

Notice Information

The Wisconsin Department of Revenue (DOR) is providing the **estimated** shared revenue amounts your local government will receive in 2025 under current state law for county and municipal aid, supplemental county and municipal aid, utility aid and the expenditure restraint incentive program. This does not include adjustments, shown on the July and November payment notices.

District	CITY OF WATERLOO	County	JEFFERSON	Co-muni code	28-290
-----------------	------------------	---------------	-----------	---------------------	--------

Estimate Information

For an explanation of each aid payment listed below, review the additional information in this notice.

2025 Original Estimate	
1. County and municipal aid	\$406,196.99
2. Utility aid	\$0.00
3. Supplemental county and municipal aid	\$93,000.22
4. Expenditure restraint incentive program	\$52,063.81
5. Total Estimated 2025 Payments (sum of Lines 1-4)	\$551,261.02

Payment Information

Your local government will receive two distributions in 2025 :

- July 28, 2025: 15% of Line 1, 2, and 3 and 100% of Line 4 (*shown above*)
- November 17, 2025: balance of your 2025 aid payments

County and Municipal Aid

Under state law, the county and municipal aid paid to each county and municipality must be equal to the amount determined in 2012 (sec. 79.036, Wis. Stats.) and adjusted for fallen protective services insurance reimbursement (sec. 79.036(4), Wis. Stats.).

County and Municipal Aid Calculation	
1. Prior year county and municipal aid	\$397,093.20
2. Increase due to sales tax revenue, including adjustments (<i>district changes</i>)	\$9,133.14
3. Fallen protective services insurance adjustment	-\$29.35
4. Fallen protective services insurance reimbursement (<i>reported to DOR</i>)	\$0.00
5. Total County and Municipal Aid (sum of Lines 1-4)	\$406,196.99

Utility Aid

- Under state law, utility aid is distributed to each county and municipality where tax-exempt utility property is located (sec. 79.04, Wis. Stats.)
- Utility companies report utility property information to DOR annually
- DOR uses the provided information to accurately calculate utility aid (*shown below*)

Utility Aid Calculation	
1. Net book value, <i>as of December 31, 2024 (including expected additions/retirements)</i>	\$0.00
2. Total net book value payment	\$0.00
3. Minimum payment	\$0.00
4. Megawatt capacity	0.0
5. Megawatt capacity payment	\$0.00
6. Closed/decommissioned production plant (phased down) payment	\$0.00
7. Subtotal (<i>sum of Lines 2, 3, 5 and 6</i>)	\$0.00
8. Population cap	\$1,541,475.00
9. Adjusted subtotal (<i>lesser of Line 7 or Line 8</i>)	\$0.00
10. Adjacent site incentive payment	\$0.00
11. Baseload incentive payment	\$0.00
12. Co-generation incentive payment	\$0.00
13. Alternative energy incentive payment	\$0.00
14. Total incentive payments (<i>sum of Lines 10 through 13</i>)	\$0.00
15. Spent nuclear fuel payment	\$0.00
16. Total Utility Aid – this is the utility aid payment listed on the front of the estimate (<i>sum of Lines 9, 14 and 15</i>)	\$0.00

Supplemental County and Municipal Aid

- Under state law, supplemental county and municipal aid paid to each county and municipality is determined by 2023 Wisconsin Act 12 (sec. 79.037, Wis. Stats.)
- For detailed information, review [county and municipal aid spreadsheet](#)

Supplemental County and Municipal Aid Calculation	
1. Prior year supplemental county and municipal aid	\$90,909.31
2. Increase due to sales tax revenue including adjustments (<i>district changes</i>)	\$2,090.91
3. Total Supplemental County and Municipal Aid (<i>sum of Lines 1 and 2</i>)	\$93,000.22

Expenditure Restraint Incentive Program

- Only municipalities are eligible to receive Expenditure Restraint Incentive Program (ERIP) payments
- Under state law, in 2025, each municipality will receive a payment that is equal to the amount of the payment received by the municipality in 2024 (sec. 79.05(4), Wis. Stats., from 2023 WI Act 12 – notwithstanding subs. (2) and (3))

Contact Information

If you have questions, contact us at lgs@wisconsin.gov, (608) 266-8618 or (608) 261-5167.



State of Wisconsin • DEPARTMENT OF REVENUE

DIVISION OF STATE AND LOCAL FINANCE • BUREAU OF LOCAL GOVERNMENT SERVICES • 2135 RIMROCK RD MADISON, WI 53713

Mailing Address:
PO Box 8971 #6-97
Madison WI 53708-8971
Fax: (608) 264-6887
lgs@wisconsin.gov

September 13, 2024

MEGAN DUNNEISEN
CITY OF WATERTOWN
106 JONES STREET, PO BOX 477
WATERTOWN WI 53094

Notice of Shared Revenue – 2025 Original Estimate

Notice Information

The Wisconsin Department of Revenue (DOR) is providing the **estimated** shared revenue amounts your local government will receive in 2025 under current state law for county and municipal aid, supplemental county and municipal aid, utility aid and the expenditure restraint incentive program. This does not include adjustments, shown on the July and November payment notices.

District	CITY OF WATERTOWN	County	JEFFERSON	Co-muni code	28-291
-----------------	-------------------	---------------	-----------	---------------------	--------

Estimate Information

For an explanation of each aid payment listed below, review the additional information in this notice.

2025 Original Estimate	
1. County and municipal aid	\$2,664,560.99
2. Utility aid	\$17,042.31
3. Supplemental county and municipal aid	\$728,375.26
4. Expenditure restraint incentive program	\$439,321.60
5. Total Estimated 2025 Payments (sum of Lines 1-4)	\$3,849,300.16

Payment Information

Your local government will receive two distributions in 2025 :

- July 28, 2025: 15% of Line 1, 2, and 3 and 100% of Line 4 (*shown above*)
- November 17, 2025: balance of your 2025 aid payments

County and Municipal Aid

Under state law, the county and municipal aid paid to each county and municipality must be equal to the amount determined in 2012 (sec. 79.036, Wis. Stats.) and adjusted for fallen protective services insurance reimbursement (sec. 79.036(4), Wis. Stats.).

County and Municipal Aid Calculation	
1. Prior year county and municipal aid	\$2,604,842.13
2. Increase due to sales tax revenue, including adjustments (<i>district changes</i>)	\$59,911.37
3. Fallen protective services insurance adjustment	-\$192.51
4. Fallen protective services insurance reimbursement (<i>reported to DOR</i>)	\$0.00
5. Total County and Municipal Aid (sum of Lines 1-4)	\$2,664,560.99

Utility Aid

- Under state law, utility aid is distributed to each county and municipality where tax-exempt utility property is located (sec. 79.04, Wis. Stats.)
- Utility companies report utility property information to DOR annually
- DOR uses the provided information to accurately calculate utility aid (*shown below*)

Utility Aid Calculation	
1. Net book value, <i>as of December 31, 2024 (including expected additions/retirements)</i>	\$2,840,385.00
2. Total net book value payment	\$17,042.31
3. Minimum payment	\$0.00
4. Megawatt capacity	0.0
5. Megawatt capacity payment	\$0.00
6. Closed/decommissioned production plant (phased down) payment	\$0.00
7. Subtotal (<i>sum of Lines 2, 3, 5 and 6</i>)	\$17,042.31
8. Population cap	\$9,728,250.00
9. Adjusted subtotal (<i>lesser of Line 7 or Line 8</i>)	\$17,042.31
10. Adjacent site incentive payment	\$0.00
11. Baseload incentive payment	\$0.00
12. Co-generation incentive payment	\$0.00
13. Alternative energy incentive payment	\$0.00
14. Total incentive payments (<i>sum of Lines 10 through 13</i>)	\$0.00
15. Spent nuclear fuel payment	\$0.00
16. Total Utility Aid – this is the utility aid payment listed on the front of the estimate (<i>sum of Lines 9, 14 and 15</i>)	\$17,042.31

Supplemental County and Municipal Aid

- Under state law, supplemental county and municipal aid paid to each county and municipality is determined by 2023 Wisconsin Act 12 (sec. 79.037, Wis. Stats.)
- For detailed information, review [county and municipal aid spreadsheet](#)

Supplemental County and Municipal Aid Calculation	
1. Prior year supplemental county and municipal aid	\$711,999.28
2. Increase due to sales tax revenue including adjustments (<i>district changes</i>)	\$16,375.98
3. Total Supplemental County and Municipal Aid (<i>sum of Lines 1 and 2</i>)	\$728,375.26

Expenditure Restraint Incentive Program

- Only municipalities are eligible to receive Expenditure Restraint Incentive Program (ERIP) payments
- Under state law, in 2025, each municipality will receive a payment that is equal to the amount of the payment received by the municipality in 2024 (sec. 79.05(4), Wis. Stats., from 2023 WI Act 12 – notwithstanding subs. (2) and (3))

Contact Information

If you have questions, contact us at lgs@wisconsin.gov, (608) 266-8618 or (608) 261-5167.



State of Wisconsin • DEPARTMENT OF REVENUE

DIVISION OF STATE AND LOCAL FINANCE • BUREAU OF LOCAL GOVERNMENT SERVICES • 2135 RIMROCK RD MADISON, WI 53713

Mailing Address:
PO Box 8971 #6-97
Madison WI 53708-8971
Fax: (608) 264-6887
lgs@wisconsin.gov

September 13, 2024

AUDREY MCGRAW
COUNTY OF JEFFERSON
311 S CENTER AVE RM C2050
JEFFERSON WI 53549-1701

Notice of Shared Revenue – 2025 Original Estimate

Notice Information

The Wisconsin Department of Revenue (DOR) is providing the **estimated** shared revenue amounts your local government will receive in 2025 under current state law for county and municipal aid, supplemental county and municipal aid, utility aid and the expenditure restraint incentive program. This does not include adjustments, shown on the July and November payment notices.

District	COUNTY OF JEFFERSON	County	JEFFERSON	Co-muni code	28-999
-----------------	---------------------	---------------	-----------	---------------------	--------

Estimate Information

For an explanation of each aid payment listed below, review the additional information in this notice.

2025 Original Estimate	
1. County and municipal aid	\$1,204,160.10
2. Utility aid	\$1,136,671.58
3. Supplemental county and municipal aid	\$988,167.09
4. Expenditure restraint incentive program	\$0.00
5. Total Estimated 2025 Payments (sum of Lines 1-4)	\$3,328,998.77

Payment Information

Your local government will receive two distributions in 2025 :

- July 28, 2025: 15% of Line 1, 2, and 3 and 100% of Line 4 (*shown above*)
- November 17, 2025: balance of your 2025 aid payments

County and Municipal Aid

Under state law, the county and municipal aid paid to each county and municipality must be equal to the amount determined in 2012 (sec. 79.036, Wis. Stats.) and adjusted for fallen protective services insurance reimbursement (sec. 79.036(4), Wis. Stats.).

County and Municipal Aid Calculation	
1. Prior year county and municipal aid	\$1,177,172.14
2. Increase due to sales tax revenue, including adjustments (<i>district changes</i>)	\$27,074.96
3. Fallen protective services insurance adjustment	-\$87.00
4. Fallen protective services insurance reimbursement (<i>reported to DOR</i>)	\$0.00
5. Total County and Municipal Aid (sum of Lines 1-4)	\$1,204,160.10

Utility Aid

- Under state law, utility aid is distributed to each county and municipality where tax-exempt utility property is located (sec. 79.04, Wis. Stats.)
- Utility companies report utility property information to DOR annually
- DOR uses the provided information to accurately calculate utility aid (*shown below*)

Utility Aid Calculation	
1. Net book value, <i>as of December 31, 2024 (including expected additions/retirements)</i>	\$30,028,849.00
2. Total net book value payment	\$146,938.27
3. Minimum payment	\$0.00
4. Megawatt capacity	798.3
5. Megawatt capacity payment	\$873,933.31
6. Closed/decommissioned production plant (phased down) payment	\$0.00
7. Subtotal (<i>sum of Lines 2, 3, 5 and 6</i>)	\$1,020,871.58
8. Population cap	\$10,904,250.00
9. Adjusted subtotal (<i>lesser of Line 7 or Line 8</i>)	\$1,020,871.58
10. Adjacent site incentive payment	\$0.00
11. Baseload incentive payment	\$0.00
12. Co-generation incentive payment	\$0.00
13. Alternative energy incentive payment	\$115,800.00
14. Total incentive payments (<i>sum of Lines 10 through 13</i>)	\$115,800.00
15. Spent nuclear fuel payment	\$0.00
16. Total Utility Aid – this is the utility aid payment listed on the front of the estimate (<i>sum of Lines 9, 14 and 15</i>)	\$1,136,671.58

Supplemental County and Municipal Aid

- Under state law, supplemental county and municipal aid paid to each county and municipality is determined by 2023 Wisconsin Act 12 (sec. 79.037, Wis. Stats.)
- For detailed information, review [county and municipal aid spreadsheet](#)

Supplemental County and Municipal Aid Calculation	
1. Prior year supplemental county and municipal aid	\$965,950.23
2. Increase due to sales tax revenue including adjustments (<i>district changes</i>)	\$22,216.86
3. Total Supplemental County and Municipal Aid (<i>sum of Lines 1 and 2</i>)	\$988,167.09

Expenditure Restraint Incentive Program

- Only municipalities are eligible to receive Expenditure Restraint Incentive Program (ERIP) payments
- Under state law, in 2025, each municipality will receive a payment that is equal to the amount of the payment received by the municipality in 2024 (sec. 79.05(4), Wis. Stats., from 2023 WI Act 12 – notwithstanding subs. (2) and (3))

Contact Information

If you have questions, contact us at lgs@wisconsin.gov, (608) 266-8618 or (608) 261-5167.



State of Wisconsin • DEPARTMENT OF REVENUE

DIVISION OF STATE AND LOCAL FINANCE • BUREAU OF LOCAL GOVERNMENT SERVICES • 2135 RIMROCK RD MADISON, WI 53713

Mailing Address:
PO Box 8971 #6-97
Madison WI 53708-8971
Fax: (608) 264-6887
lgs@wisconsin.gov

September 13, 2024

JENNIFER WIERSMA
TOWN OF ARMENIA
N14450 17TH AVE N
NECEDAH WI 54646

Notice of Shared Revenue – 2025 Original Estimate

Notice Information

The Wisconsin Department of Revenue (DOR) is providing the **estimated** shared revenue amounts your local government will receive in 2025 under current state law for county and municipal aid, supplemental county and municipal aid, utility aid and the expenditure restraint incentive program. This does not include adjustments, shown on the July and November payment notices.

District	TOWN OF ARMENIA	County	JUNEAU	Co-muni code	29-002
-----------------	-----------------	---------------	--------	---------------------	--------

Estimate Information

For an explanation of each aid payment listed below, review the additional information in this notice.

2025 Original Estimate	
1. County and municipal aid	\$14,862.87
2. Utility aid	\$125.03
3. Supplemental county and municipal aid	\$43,188.49
4. Expenditure restraint incentive program	\$0.00
5. Total Estimated 2025 Payments (sum of Lines 1-4)	\$58,176.39

Payment Information

Your local government will receive two distributions in 2025 :

- July 28, 2025: 15% of Line 1, 2, and 3 and 100% of Line 4 (*shown above*)
- November 17, 2025: balance of your 2025 aid payments

County and Municipal Aid

Under state law, the county and municipal aid paid to each county and municipality must be equal to the amount determined in 2012 (sec. 79.036, Wis. Stats.) and adjusted for fallen protective services insurance reimbursement (sec. 79.036(4), Wis. Stats.).

County and Municipal Aid Calculation	
1. Prior year county and municipal aid	\$14,529.76
2. Increase due to sales tax revenue, including adjustments (<i>district changes</i>)	\$334.18
3. Fallen protective services insurance adjustment	-\$1.07
4. Fallen protective services insurance reimbursement (<i>reported to DOR</i>)	\$0.00
5. Total County and Municipal Aid (sum of Lines 1-4)	\$14,862.87

Utility Aid

- Under state law, utility aid is distributed to each county and municipality where tax-exempt utility property is located (sec. 79.04, Wis. Stats.)
- Utility companies report utility property information to DOR annually
- DOR uses the provided information to accurately calculate utility aid (*shown below*)

Utility Aid Calculation	
1. Net book value, <i>as of December 31, 2024 (including expected additions/retirements)</i>	\$41,676.00
2. Total net book value payment	\$125.03
3. Minimum payment	\$0.00
4. Megawatt capacity	0.0
5. Megawatt capacity payment	\$0.00
6. Closed/decommissioned production plant (phased down) payment	\$0.00
7. Subtotal (<i>sum of Lines 2, 3, 5 and 6</i>)	\$125.03
8. Population cap	\$317,050.00
9. Adjusted subtotal (<i>lesser of Line 7 or Line 8</i>)	\$125.03
10. Adjacent site incentive payment	\$0.00
11. Baseload incentive payment	\$0.00
12. Co-generation incentive payment	\$0.00
13. Alternative energy incentive payment	\$0.00
14. Total incentive payments (<i>sum of Lines 10 through 13</i>)	\$0.00
15. Spent nuclear fuel payment	\$0.00
16. Total Utility Aid – this is the utility aid payment listed on the front of the estimate (<i>sum of Lines 9, 14 and 15</i>)	\$125.03

Supplemental County and Municipal Aid

- Under state law, supplemental county and municipal aid paid to each county and municipality is determined by 2023 Wisconsin Act 12 (sec. 79.037, Wis. Stats.)
- For detailed information, review [county and municipal aid spreadsheet](#)

Supplemental County and Municipal Aid Calculation	
1. Prior year supplemental county and municipal aid	\$42,217.49
2. Increase due to sales tax revenue including adjustments (<i>district changes</i>)	\$971.00
3. Total Supplemental County and Municipal Aid (<i>sum of Lines 1 and 2</i>)	\$43,188.49

Expenditure Restraint Incentive Program

- Only municipalities are eligible to receive Expenditure Restraint Incentive Program (ERIP) payments
- Under state law, in 2025, each municipality will receive a payment that is equal to the amount of the payment received by the municipality in 2024 (sec. 79.05(4), Wis. Stats., from 2023 WI Act 12 – notwithstanding subs. (2) and (3))

Contact Information

If you have questions, contact us at lgs@wisconsin.gov, (608) 266-8618 or (608) 261-5167.



State of Wisconsin • DEPARTMENT OF REVENUE

DIVISION OF STATE AND LOCAL FINANCE • BUREAU OF LOCAL GOVERNMENT SERVICES • 2135 RIMROCK RD MADISON, WI 53713

Mailing Address:
PO Box 8971 #6-97
Madison WI 53708-8971
Fax: (608) 264-6887
lgs@wisconsin.gov

September 13, 2024

CYNTHIA SUZDA
TOWN OF CLEARFIELD
N8856 STATE ROAD 80
NEW LISBON WI 53950-9630

Notice of Shared Revenue – 2025 Original Estimate

Notice Information

The Wisconsin Department of Revenue (DOR) is providing the **estimated** shared revenue amounts your local government will receive in 2025 under current state law for county and municipal aid, supplemental county and municipal aid, utility aid and the expenditure restraint incentive program. This does not include adjustments, shown on the July and November payment notices.

District	TOWN OF CLEARFIELD	County	JUNEAU	Co-muni code	29-004
-----------------	--------------------	---------------	--------	---------------------	--------

Estimate Information

For an explanation of each aid payment listed below, review the additional information in this notice.

2025 Original Estimate	
1. County and municipal aid	\$11,573.50
2. Utility aid	\$0.00
3. Supplemental county and municipal aid	\$42,810.44
4. Expenditure restraint incentive program	\$0.00
5. Total Estimated 2025 Payments (sum of Lines 1-4)	\$54,383.94

Payment Information

Your local government will receive two distributions in 2025 :

- July 28, 2025: 15% of Line 1, 2, and 3 and 100% of Line 4 (*shown above*)
- November 17, 2025: balance of your 2025 aid payments

County and Municipal Aid

Under state law, the county and municipal aid paid to each county and municipality must be equal to the amount determined in 2012 (sec. 79.036, Wis. Stats.) and adjusted for fallen protective services insurance reimbursement (sec. 79.036(4), Wis. Stats.).

County and Municipal Aid Calculation	
1. Prior year county and municipal aid	\$11,314.12
2. Increase due to sales tax revenue, including adjustments (<i>district changes</i>)	\$260.22
3. Fallen protective services insurance adjustment	-\$0.84
4. Fallen protective services insurance reimbursement (<i>reported to DOR</i>)	\$0.00
5. Total County and Municipal Aid (sum of Lines 1-4)	\$11,573.50

Utility Aid

- Under state law, utility aid is distributed to each county and municipality where tax-exempt utility property is located (sec. 79.04, Wis. Stats.)
- Utility companies report utility property information to DOR annually
- DOR uses the provided information to accurately calculate utility aid (*shown below*)

Utility Aid Calculation	
1. Net book value, <i>as of December 31, 2024 (including expected additions/retirements)</i>	\$0.00
2. Total net book value payment	\$0.00
3. Minimum payment	\$0.00
4. Megawatt capacity	0.0
5. Megawatt capacity payment	\$0.00
6. Closed/decommissioned production plant (phased down) payment	\$0.00
7. Subtotal (<i>sum of Lines 2, 3, 5 and 6</i>)	\$0.00
8. Population cap	\$303,025.00
9. Adjusted subtotal (<i>lesser of Line 7 or Line 8</i>)	\$0.00
10. Adjacent site incentive payment	\$0.00
11. Baseload incentive payment	\$0.00
12. Co-generation incentive payment	\$0.00
13. Alternative energy incentive payment	\$0.00
14. Total incentive payments (<i>sum of Lines 10 through 13</i>)	\$0.00
15. Spent nuclear fuel payment	\$0.00
16. Total Utility Aid – this is the utility aid payment listed on the front of the estimate (<i>sum of Lines 9, 14 and 15</i>)	\$0.00

Supplemental County and Municipal Aid

- Under state law, supplemental county and municipal aid paid to each county and municipality is determined by 2023 Wisconsin Act 12 (sec. 79.037, Wis. Stats.)
- For detailed information, review [county and municipal aid spreadsheet](#)

Supplemental County and Municipal Aid Calculation	
1. Prior year supplemental county and municipal aid	\$41,847.94
2. Increase due to sales tax revenue including adjustments (<i>district changes</i>)	\$962.50
3. Total Supplemental County and Municipal Aid (<i>sum of Lines 1 and 2</i>)	\$42,810.44

Expenditure Restraint Incentive Program

- Only municipalities are eligible to receive Expenditure Restraint Incentive Program (ERIP) payments
- Under state law, in 2025, each municipality will receive a payment that is equal to the amount of the payment received by the municipality in 2024 (sec. 79.05(4), Wis. Stats., from 2023 WI Act 12 – notwithstanding subs. (2) and (3))

Contact Information

If you have questions, contact us at lgs@wisconsin.gov, (608) 266-8618 or (608) 261-5167.



State of Wisconsin • DEPARTMENT OF REVENUE

DIVISION OF STATE AND LOCAL FINANCE • BUREAU OF LOCAL GOVERNMENT SERVICES • 2135 RIMROCK RD MADISON, WI 53713

Mailing Address:
PO Box 8971 #6-97
Madison WI 53708-8971
Fax: (608) 264-6887
lgs@wisconsin.gov

September 13, 2024

BOBBIE GEORGESON
TOWN OF CUTLER
W10164 24TH ST
CAMP DOUGLAS WI 54618-9727

Notice of Shared Revenue – 2025 Original Estimate

Notice Information

The Wisconsin Department of Revenue (DOR) is providing the **estimated** shared revenue amounts your local government will receive in 2025 under current state law for county and municipal aid, supplemental county and municipal aid, utility aid and the expenditure restraint incentive program. This does not include adjustments, shown on the July and November payment notices.

District	TOWN OF CUTLER	County	JUNEAU	Co-muni code	29-006
-----------------	----------------	---------------	--------	---------------------	--------

Estimate Information

For an explanation of each aid payment listed below, review the additional information in this notice.

2025 Original Estimate	
1. County and municipal aid	\$14,462.00
2. Utility aid	\$0.00
3. Supplemental county and municipal aid	\$35,917.71
4. Expenditure restraint incentive program	\$0.00
5. Total Estimated 2025 Payments (sum of Lines 1-4)	\$50,379.71

Payment Information

Your local government will receive two distributions in 2025 :

- July 28, 2025: 15% of Line 1, 2, and 3 and 100% of Line 4 (*shown above*)
- November 17, 2025: balance of your 2025 aid payments

County and Municipal Aid

Under state law, the county and municipal aid paid to each county and municipality must be equal to the amount determined in 2012 (sec. 79.036, Wis. Stats.) and adjusted for fallen protective services insurance reimbursement (sec. 79.036(4), Wis. Stats.).

County and Municipal Aid Calculation	
1. Prior year county and municipal aid	\$14,137.87
2. Increase due to sales tax revenue, including adjustments (<i>district changes</i>)	\$325.17
3. Fallen protective services insurance adjustment	-\$1.04
4. Fallen protective services insurance reimbursement (<i>reported to DOR</i>)	\$0.00
5. Total County and Municipal Aid (sum of Lines 1-4)	\$14,462.00

Utility Aid

- Under state law, utility aid is distributed to each county and municipality where tax-exempt utility property is located (sec. 79.04, Wis. Stats.)
- Utility companies report utility property information to DOR annually
- DOR uses the provided information to accurately calculate utility aid (*shown below*)

Utility Aid Calculation	
1. Net book value, <i>as of December 31, 2024 (including expected additions/retirements)</i>	\$0.00
2. Total net book value payment	\$0.00
3. Minimum payment	\$0.00
4. Megawatt capacity	0.0
5. Megawatt capacity payment	\$0.00
6. Closed/decommissioned production plant (phased down) payment	\$0.00
7. Subtotal (<i>sum of Lines 2, 3, 5 and 6</i>)	\$0.00
8. Population cap	\$129,200.00
9. Adjusted subtotal (<i>lesser of Line 7 or Line 8</i>)	\$0.00
10. Adjacent site incentive payment	\$0.00
11. Baseload incentive payment	\$0.00
12. Co-generation incentive payment	\$0.00
13. Alternative energy incentive payment	\$0.00
14. Total incentive payments (<i>sum of Lines 10 through 13</i>)	\$0.00
15. Spent nuclear fuel payment	\$0.00
16. Total Utility Aid – this is the utility aid payment listed on the front of the estimate (<i>sum of Lines 9, 14 and 15</i>)	\$0.00

Supplemental County and Municipal Aid

- Under state law, supplemental county and municipal aid paid to each county and municipality is determined by 2023 Wisconsin Act 12 (sec. 79.037, Wis. Stats.)
- For detailed information, review [county and municipal aid spreadsheet](#)

Supplemental County and Municipal Aid Calculation	
1. Prior year supplemental county and municipal aid	\$35,110.18
2. Increase due to sales tax revenue including adjustments (<i>district changes</i>)	\$807.53
3. Total Supplemental County and Municipal Aid (<i>sum of Lines 1 and 2</i>)	\$35,917.71

Expenditure Restraint Incentive Program

- Only municipalities are eligible to receive Expenditure Restraint Incentive Program (ERIP) payments
- Under state law, in 2025, each municipality will receive a payment that is equal to the amount of the payment received by the municipality in 2024 (sec. 79.05(4), Wis. Stats., from 2023 WI Act 12 – notwithstanding subs. (2) and (3))

Contact Information

If you have questions, contact us at lgs@wisconsin.gov, (608) 266-8618 or (608) 261-5167.



State of Wisconsin • DEPARTMENT OF REVENUE

DIVISION OF STATE AND LOCAL FINANCE • BUREAU OF LOCAL GOVERNMENT SERVICES • 2135 RIMROCK RD MADISON, WI 53713

Mailing Address:
PO Box 8971 #6-97
Madison WI 53708-8971
Fax: (608) 264-6887
lgs@wisconsin.gov

September 13, 2024

ELLEN CARTER
TOWN OF FINLEY
W7304 2ND ST
NECEDAH WI 54646-7000

Notice of Shared Revenue – 2025 Original Estimate

Notice Information

The Wisconsin Department of Revenue (DOR) is providing the **estimated** shared revenue amounts your local government will receive in 2025 under current state law for county and municipal aid, supplemental county and municipal aid, utility aid and the expenditure restraint incentive program. This does not include adjustments, shown on the July and November payment notices.

District	TOWN OF FINLEY	County	JUNEAU	Co-muni code	29-008
-----------------	----------------	---------------	--------	---------------------	--------

Estimate Information

For an explanation of each aid payment listed below, review the additional information in this notice.

2025 Original Estimate	
1. County and municipal aid	\$10,345.23
2. Utility aid	\$0.00
3. Supplemental county and municipal aid	\$32,203.49
4. Expenditure restraint incentive program	\$0.00
5. Total Estimated 2025 Payments (sum of Lines 1-4)	\$42,548.72

Payment Information

Your local government will receive two distributions in 2025 :

- July 28, 2025: 15% of Line 1, 2, and 3 and 100% of Line 4 (*shown above*)
- November 17, 2025: balance of your 2025 aid payments

County and Municipal Aid

Under state law, the county and municipal aid paid to each county and municipality must be equal to the amount determined in 2012 (sec. 79.036, Wis. Stats.) and adjusted for fallen protective services insurance reimbursement (sec. 79.036(4), Wis. Stats.).

County and Municipal Aid Calculation	
1. Prior year county and municipal aid	\$10,113.37
2. Increase due to sales tax revenue, including adjustments (<i>district changes</i>)	\$232.61
3. Fallen protective services insurance adjustment	-\$0.75
4. Fallen protective services insurance reimbursement (<i>reported to DOR</i>)	\$0.00
5. Total County and Municipal Aid (sum of Lines 1-4)	\$10,345.23

Utility Aid

- Under state law, utility aid is distributed to each county and municipality where tax-exempt utility property is located (sec. 79.04, Wis. Stats.)
- Utility companies report utility property information to DOR annually
- DOR uses the provided information to accurately calculate utility aid (*shown below*)

Utility Aid Calculation	
1. Net book value, <i>as of December 31, 2024 (including expected additions/retirements)</i>	\$0.00
2. Total net book value payment	\$0.00
3. Minimum payment	\$0.00
4. Megawatt capacity	0.0
5. Megawatt capacity payment	\$0.00
6. Closed/decommissioned production plant (phased down) payment	\$0.00
7. Subtotal (<i>sum of Lines 2, 3, 5 and 6</i>)	\$0.00
8. Population cap	\$36,975.00
9. Adjusted subtotal (<i>lesser of Line 7 or Line 8</i>)	\$0.00
10. Adjacent site incentive payment	\$0.00
11. Baseload incentive payment	\$0.00
12. Co-generation incentive payment	\$0.00
13. Alternative energy incentive payment	\$0.00
14. Total incentive payments (<i>sum of Lines 10 through 13</i>)	\$0.00
15. Spent nuclear fuel payment	\$0.00
16. Total Utility Aid – this is the utility aid payment listed on the front of the estimate (<i>sum of Lines 9, 14 and 15</i>)	\$0.00

Supplemental County and Municipal Aid

- Under state law, supplemental county and municipal aid paid to each county and municipality is determined by 2023 Wisconsin Act 12 (sec. 79.037, Wis. Stats.)
- For detailed information, review [county and municipal aid spreadsheet](#)

Supplemental County and Municipal Aid Calculation	
1. Prior year supplemental county and municipal aid	\$31,479.46
2. Increase due to sales tax revenue including adjustments (<i>district changes</i>)	\$724.03
3. Total Supplemental County and Municipal Aid (<i>sum of Lines 1 and 2</i>)	\$32,203.49

Expenditure Restraint Incentive Program

- Only municipalities are eligible to receive Expenditure Restraint Incentive Program (ERIP) payments
- Under state law, in 2025, each municipality will receive a payment that is equal to the amount of the payment received by the municipality in 2024 (sec. 79.05(4), Wis. Stats., from 2023 WI Act 12 – notwithstanding subs. (2) and (3))

Contact Information

If you have questions, contact us at lgs@wisconsin.gov, (608) 266-8618 or (608) 261-5167.



State of Wisconsin • DEPARTMENT OF REVENUE

DIVISION OF STATE AND LOCAL FINANCE • BUREAU OF LOCAL GOVERNMENT SERVICES • 2135 RIMROCK RD MADISON, WI 53713

Mailing Address:
PO Box 8971 #6-97
Madison WI 53708-8971
Fax: (608) 264-6887
lgs@wisconsin.gov

September 13, 2024

LORI LOWE
TOWN OF FOUNTAIN
W9921 JACOBSEN RD
CAMP DOUGLAS WI 54618

Notice of Shared Revenue – 2025 Original Estimate

Notice Information

The Wisconsin Department of Revenue (DOR) is providing the **estimated** shared revenue amounts your local government will receive in 2025 under current state law for county and municipal aid, supplemental county and municipal aid, utility aid and the expenditure restraint incentive program. This does not include adjustments, shown on the July and November payment notices.

District	TOWN OF FOUNTAIN	County	JUNEAU	Co-muni code	29-010
-----------------	------------------	---------------	--------	---------------------	--------

Estimate Information

For an explanation of each aid payment listed below, review the additional information in this notice.

2025 Original Estimate	
1. County and municipal aid	\$58,087.67
2. Utility aid	\$15.61
3. Supplemental county and municipal aid	\$40,885.64
4. Expenditure restraint incentive program	\$0.00
5. Total Estimated 2025 Payments (sum of Lines 1-4)	\$98,988.92

Payment Information

Your local government will receive two distributions in 2025 :

- July 28, 2025: 15% of Line 1, 2, and 3 and 100% of Line 4 (*shown above*)
- November 17, 2025: balance of your 2025 aid payments

County and Municipal Aid

Under state law, the county and municipal aid paid to each county and municipality must be equal to the amount determined in 2012 (sec. 79.036, Wis. Stats.) and adjusted for fallen protective services insurance reimbursement (sec. 79.036(4), Wis. Stats.).

County and Municipal Aid Calculation	
1. Prior year county and municipal aid	\$56,785.80
2. Increase due to sales tax revenue, including adjustments (<i>district changes</i>)	\$1,306.07
3. Fallen protective services insurance adjustment	-\$4.20
4. Fallen protective services insurance reimbursement (<i>reported to DOR</i>)	\$0.00
5. Total County and Municipal Aid (sum of Lines 1-4)	\$58,087.67

Utility Aid

- Under state law, utility aid is distributed to each county and municipality where tax-exempt utility property is located (sec. 79.04, Wis. Stats.)
- Utility companies report utility property information to DOR annually
- DOR uses the provided information to accurately calculate utility aid (*shown below*)

Utility Aid Calculation	
1. Net book value, <i>as of December 31, 2024 (including expected additions/retirements)</i>	\$5,202.00
2. Total net book value payment	\$15.61
3. Minimum payment	\$0.00
4. Megawatt capacity	0.0
5. Megawatt capacity payment	\$0.00
6. Closed/decommissioned production plant (phased down) payment	\$0.00
7. Subtotal (<i>sum of Lines 2, 3, 5 and 6</i>)	\$15.61
8. Population cap	\$251,175.00
9. Adjusted subtotal (<i>lesser of Line 7 or Line 8</i>)	\$15.61
10. Adjacent site incentive payment	\$0.00
11. Baseload incentive payment	\$0.00
12. Co-generation incentive payment	\$0.00
13. Alternative energy incentive payment	\$0.00
14. Total incentive payments (<i>sum of Lines 10 through 13</i>)	\$0.00
15. Spent nuclear fuel payment	\$0.00
16. Total Utility Aid – this is the utility aid payment listed on the front of the estimate (<i>sum of Lines 9, 14 and 15</i>)	\$15.61

Supplemental County and Municipal Aid

- Under state law, supplemental county and municipal aid paid to each county and municipality is determined by 2023 Wisconsin Act 12 (sec. 79.037, Wis. Stats.)
- For detailed information, review [county and municipal aid spreadsheet](#)

Supplemental County and Municipal Aid Calculation	
1. Prior year supplemental county and municipal aid	\$39,966.41
2. Increase due to sales tax revenue including adjustments (<i>district changes</i>)	\$919.23
3. Total Supplemental County and Municipal Aid (<i>sum of Lines 1 and 2</i>)	\$40,885.64

Expenditure Restraint Incentive Program

- Only municipalities are eligible to receive Expenditure Restraint Incentive Program (ERIP) payments
- Under state law, in 2025, each municipality will receive a payment that is equal to the amount of the payment received by the municipality in 2024 (sec. 79.05(4), Wis. Stats., from 2023 WI Act 12 – notwithstanding subs. (2) and (3))

Contact Information

If you have questions, contact us at lgs@wisconsin.gov, (608) 266-8618 or (608) 261-5167.



State of Wisconsin • DEPARTMENT OF REVENUE

DIVISION OF STATE AND LOCAL FINANCE • BUREAU OF LOCAL GOVERNMENT SERVICES • 2135 RIMROCK RD MADISON, WI 53713

Mailing Address:
PO Box 8971 #6-97
Madison WI 53708-8971
Fax: (608) 264-6887
lgs@wisconsin.gov

September 13, 2024

SUSAN GANTHER
TOWN OF GERMANTOWN
N7560 17TH AVE
NEW LISBON WI 53950-9327

Notice of Shared Revenue – 2025 Original Estimate

Notice Information

The Wisconsin Department of Revenue (DOR) is providing the **estimated** shared revenue amounts your local government will receive in 2025 under current state law for county and municipal aid, supplemental county and municipal aid, utility aid and the expenditure restraint incentive program. This does not include adjustments, shown on the July and November payment notices.

District	TOWN OF GERMANTOWN	County	JUNEAU	Co-muni code	29-012
-----------------	--------------------	---------------	--------	---------------------	--------

Estimate Information

For an explanation of each aid payment listed below, review the additional information in this notice.

2025 Original Estimate	
1. County and municipal aid	\$9,091.93
2. Utility aid	\$0.00
3. Supplemental county and municipal aid	\$60,773.68
4. Expenditure restraint incentive program	\$0.00
5. Total Estimated 2025 Payments (sum of Lines 1-4)	\$69,865.61

Payment Information

Your local government will receive two distributions in 2025 :

- July 28, 2025: 15% of Line 1, 2, and 3 and 100% of Line 4 (*shown above*)
- November 17, 2025: balance of your 2025 aid payments

County and Municipal Aid

Under state law, the county and municipal aid paid to each county and municipality must be equal to the amount determined in 2012 (sec. 79.036, Wis. Stats.) and adjusted for fallen protective services insurance reimbursement (sec. 79.036(4), Wis. Stats.).

County and Municipal Aid Calculation	
1. Prior year county and municipal aid	\$8,888.16
2. Increase due to sales tax revenue, including adjustments (<i>district changes</i>)	\$204.43
3. Fallen protective services insurance adjustment	-\$0.66
4. Fallen protective services insurance reimbursement (<i>reported to DOR</i>)	\$0.00
5. Total County and Municipal Aid (sum of Lines 1-4)	\$9,091.93

Utility Aid

- Under state law, utility aid is distributed to each county and municipality where tax-exempt utility property is located (sec. 79.04, Wis. Stats.)
- Utility companies report utility property information to DOR annually
- DOR uses the provided information to accurately calculate utility aid (*shown below*)

Utility Aid Calculation	
1. Net book value, <i>as of December 31, 2024 (including expected additions/retirements)</i>	\$0.00
2. Total net book value payment	\$0.00
3. Minimum payment	\$0.00
4. Megawatt capacity	0.0
5. Megawatt capacity payment	\$0.00
6. Closed/decommissioned production plant (phased down) payment	\$0.00
7. Subtotal (<i>sum of Lines 2, 3, 5 and 6</i>)	\$0.00
8. Population cap	\$809,200.00
9. Adjusted subtotal (<i>lesser of Line 7 or Line 8</i>)	\$0.00
10. Adjacent site incentive payment	\$0.00
11. Baseload incentive payment	\$0.00
12. Co-generation incentive payment	\$0.00
13. Alternative energy incentive payment	\$0.00
14. Total incentive payments (<i>sum of Lines 10 through 13</i>)	\$0.00
15. Spent nuclear fuel payment	\$0.00
16. Total Utility Aid – this is the utility aid payment listed on the front of the estimate (<i>sum of Lines 9, 14 and 15</i>)	\$0.00

Supplemental County and Municipal Aid

- Under state law, supplemental county and municipal aid paid to each county and municipality is determined by 2023 Wisconsin Act 12 (sec. 79.037, Wis. Stats.)
- For detailed information, review [county and municipal aid spreadsheet](#)

Supplemental County and Municipal Aid Calculation	
1. Prior year supplemental county and municipal aid	\$59,407.31
2. Increase due to sales tax revenue including adjustments (<i>district changes</i>)	\$1,366.37
3. Total Supplemental County and Municipal Aid (<i>sum of Lines 1 and 2</i>)	\$60,773.68

Expenditure Restraint Incentive Program

- Only municipalities are eligible to receive Expenditure Restraint Incentive Program (ERIP) payments
- Under state law, in 2025, each municipality will receive a payment that is equal to the amount of the payment received by the municipality in 2024 (sec. 79.05(4), Wis. Stats., from 2023 WI Act 12 – notwithstanding subs. (2) and (3))

Contact Information

If you have questions, contact us at lgs@wisconsin.gov, (608) 266-8618 or (608) 261-5167.



State of Wisconsin • DEPARTMENT OF REVENUE

DIVISION OF STATE AND LOCAL FINANCE • BUREAU OF LOCAL GOVERNMENT SERVICES • 2135 RIMROCK RD MADISON, WI 53713

Mailing Address:
PO Box 8971 #6-97
Madison WI 53708-8971
Fax: (608) 264-6887
lgs@wisconsin.gov

September 13, 2024

JENNIFER MASCH
TOWN OF KILDARE
W3604 55TH ST
MAUSTON WI 53948

Notice of Shared Revenue – 2025 Original Estimate

Notice Information

The Wisconsin Department of Revenue (DOR) is providing the **estimated** shared revenue amounts your local government will receive in 2025 under current state law for county and municipal aid, supplemental county and municipal aid, utility aid and the expenditure restraint incentive program. This does not include adjustments, shown on the July and November payment notices.

District	TOWN OF KILDARE	County	JUNEAU	Co-muni code	29-014
-----------------	-----------------	---------------	--------	---------------------	--------

Estimate Information

For an explanation of each aid payment listed below, review the additional information in this notice.

2025 Original Estimate	
1. County and municipal aid	\$9,065.69
2. Utility aid	\$36.02
3. Supplemental county and municipal aid	\$42,690.15
4. Expenditure restraint incentive program	\$0.00
5. Total Estimated 2025 Payments (sum of Lines 1-4)	\$51,791.86

Payment Information

Your local government will receive two distributions in 2025 :

- July 28, 2025: 15% of Line 1, 2, and 3 and 100% of Line 4 (*shown above*)
- November 17, 2025: balance of your 2025 aid payments

County and Municipal Aid

Under state law, the county and municipal aid paid to each county and municipality must be equal to the amount determined in 2012 (sec. 79.036, Wis. Stats.) and adjusted for fallen protective services insurance reimbursement (sec. 79.036(4), Wis. Stats.).

County and Municipal Aid Calculation	
1. Prior year county and municipal aid	\$8,862.50
2. Increase due to sales tax revenue, including adjustments (<i>district changes</i>)	\$203.84
3. Fallen protective services insurance adjustment	-\$0.65
4. Fallen protective services insurance reimbursement (<i>reported to DOR</i>)	\$0.00
5. Total County and Municipal Aid (sum of Lines 1-4)	\$9,065.69

Utility Aid

- Under state law, utility aid is distributed to each county and municipality where tax-exempt utility property is located (sec. 79.04, Wis. Stats.)
- Utility companies report utility property information to DOR annually
- DOR uses the provided information to accurately calculate utility aid (*shown below*)

Utility Aid Calculation	
1. Net book value, <i>as of December 31, 2024 (including expected additions/retirements)</i>	\$12,007.00
2. Total net book value payment	\$36.02
3. Minimum payment	\$0.00
4. Megawatt capacity	0.0
5. Megawatt capacity payment	\$0.00
6. Closed/decommissioned production plant (phased down) payment	\$0.00
7. Subtotal (<i>sum of Lines 2, 3, 5 and 6</i>)	\$36.02
8. Population cap	\$302,600.00
9. Adjusted subtotal (<i>lesser of Line 7 or Line 8</i>)	\$36.02
10. Adjacent site incentive payment	\$0.00
11. Baseload incentive payment	\$0.00
12. Co-generation incentive payment	\$0.00
13. Alternative energy incentive payment	\$0.00
14. Total incentive payments (<i>sum of Lines 10 through 13</i>)	\$0.00
15. Spent nuclear fuel payment	\$0.00
16. Total Utility Aid – this is the utility aid payment listed on the front of the estimate (<i>sum of Lines 9, 14 and 15</i>)	\$36.02

Supplemental County and Municipal Aid

- Under state law, supplemental county and municipal aid paid to each county and municipality is determined by 2023 Wisconsin Act 12 (sec. 79.037, Wis. Stats.)
- For detailed information, review [county and municipal aid spreadsheet](#)

Supplemental County and Municipal Aid Calculation	
1. Prior year supplemental county and municipal aid	\$41,730.35
2. Increase due to sales tax revenue including adjustments (<i>district changes</i>)	\$959.80
3. Total Supplemental County and Municipal Aid (<i>sum of Lines 1 and 2</i>)	\$42,690.15

Expenditure Restraint Incentive Program

- Only municipalities are eligible to receive Expenditure Restraint Incentive Program (ERIP) payments
- Under state law, in 2025, each municipality will receive a payment that is equal to the amount of the payment received by the municipality in 2024 (sec. 79.05(4), Wis. Stats., from 2023 WI Act 12 – notwithstanding subs. (2) and (3))

Contact Information

If you have questions, contact us at lgs@wisconsin.gov, (608) 266-8618 or (608) 261-5167.



State of Wisconsin • DEPARTMENT OF REVENUE

DIVISION OF STATE AND LOCAL FINANCE • BUREAU OF LOCAL GOVERNMENT SERVICES • 2135 RIMROCK RD MADISON, WI 53713

Mailing Address:
PO Box 8971 #6-97
Madison WI 53708-8971
Fax: (608) 264-6887
lgs@wisconsin.gov

September 13, 2024

ELLEN CARTER
TOWN OF KINGSTON
PO BOX 24
MATHER WI 54641-0024

Notice of Shared Revenue – 2025 Original Estimate

Notice Information

The Wisconsin Department of Revenue (DOR) is providing the **estimated** shared revenue amounts your local government will receive in 2025 under current state law for county and municipal aid, supplemental county and municipal aid, utility aid and the expenditure restraint incentive program. This does not include adjustments, shown on the July and November payment notices.

District	TOWN OF KINGSTON	County	JUNEAU	Co-muni code	29-016
-----------------	------------------	---------------	--------	---------------------	--------

Estimate Information

For an explanation of each aid payment listed below, review the additional information in this notice.

2025 Original Estimate	
1. County and municipal aid	\$1,087.28
2. Utility aid	\$0.00
3. Supplemental county and municipal aid	\$31,670.35
4. Expenditure restraint incentive program	\$0.00
5. Total Estimated 2025 Payments (sum of Lines 1-4)	\$32,757.63

Payment Information

Your local government will receive two distributions in 2025 :

- July 28, 2025: 15% of Line 1, 2, and 3 and 100% of Line 4 (*shown above*)
- November 17, 2025: balance of your 2025 aid payments

County and Municipal Aid

Under state law, the county and municipal aid paid to each county and municipality must be equal to the amount determined in 2012 (sec. 79.036, Wis. Stats.) and adjusted for fallen protective services insurance reimbursement (sec. 79.036(4), Wis. Stats.).

County and Municipal Aid Calculation	
1. Prior year county and municipal aid	\$1,062.91
2. Increase due to sales tax revenue, including adjustments (<i>district changes</i>)	\$24.45
3. Fallen protective services insurance adjustment	-\$0.08
4. Fallen protective services insurance reimbursement (<i>reported to DOR</i>)	\$0.00
5. Total County and Municipal Aid (sum of Lines 1-4)	\$1,087.28

Utility Aid

- Under state law, utility aid is distributed to each county and municipality where tax-exempt utility property is located (sec. 79.04, Wis. Stats.)
- Utility companies report utility property information to DOR annually
- DOR uses the provided information to accurately calculate utility aid (*shown below*)

Utility Aid Calculation	
1. Net book value, <i>as of December 31, 2024 (including expected additions/retirements)</i>	\$0.00
2. Total net book value payment	\$0.00
3. Minimum payment	\$0.00
4. Megawatt capacity	0.0
5. Megawatt capacity payment	\$0.00
6. Closed/decommissioned production plant (phased down) payment	\$0.00
7. Subtotal (<i>sum of Lines 2, 3, 5 and 6</i>)	\$0.00
8. Population cap	\$23,800.00
9. Adjusted subtotal (<i>lesser of Line 7 or Line 8</i>)	\$0.00
10. Adjacent site incentive payment	\$0.00
11. Baseload incentive payment	\$0.00
12. Co-generation incentive payment	\$0.00
13. Alternative energy incentive payment	\$0.00
14. Total incentive payments (<i>sum of Lines 10 through 13</i>)	\$0.00
15. Spent nuclear fuel payment	\$0.00
16. Total Utility Aid – this is the utility aid payment listed on the front of the estimate (<i>sum of Lines 9, 14 and 15</i>)	\$0.00

Supplemental County and Municipal Aid

- Under state law, supplemental county and municipal aid paid to each county and municipality is determined by 2023 Wisconsin Act 12 (sec. 79.037, Wis. Stats.)
- For detailed information, review [county and municipal aid spreadsheet](#)

Supplemental County and Municipal Aid Calculation	
1. Prior year supplemental county and municipal aid	\$30,958.31
2. Increase due to sales tax revenue including adjustments (<i>district changes</i>)	\$712.04
3. Total Supplemental County and Municipal Aid (<i>sum of Lines 1 and 2</i>)	\$31,670.35

Expenditure Restraint Incentive Program

- Only municipalities are eligible to receive Expenditure Restraint Incentive Program (ERIP) payments
- Under state law, in 2025, each municipality will receive a payment that is equal to the amount of the payment received by the municipality in 2024 (sec. 79.05(4), Wis. Stats., from 2023 WI Act 12 – notwithstanding subs. (2) and (3))

Contact Information

If you have questions, contact us at lgs@wisconsin.gov, (608) 266-8618 or (608) 261-5167.



State of Wisconsin • DEPARTMENT OF REVENUE

DIVISION OF STATE AND LOCAL FINANCE • BUREAU OF LOCAL GOVERNMENT SERVICES • 2135 RIMROCK RD MADISON, WI 53713

Mailing Address:
PO Box 8971 #6-97
Madison WI 53708-8971
Fax: (608) 264-6887
lgs@wisconsin.gov

September 13, 2024

CARIN LEACH
TOWN OF LEMONWEIR
N3935 19TH AVE
MAUSTON WI 53948-9605

Notice of Shared Revenue – 2025 Original Estimate

Notice Information

The Wisconsin Department of Revenue (DOR) is providing the **estimated** shared revenue amounts your local government will receive in 2025 under current state law for county and municipal aid, supplemental county and municipal aid, utility aid and the expenditure restraint incentive program. This does not include adjustments, shown on the July and November payment notices.

District	TOWN OF LEMONWEIR	County	JUNEAU	Co-muni code	29-018
-----------------	-------------------	---------------	--------	---------------------	--------

Estimate Information

For an explanation of each aid payment listed below, review the additional information in this notice.

2025 Original Estimate	
1. County and municipal aid	\$89,565.00
2. Utility aid	\$8,536.62
3. Supplemental county and municipal aid	\$59,349.16
4. Expenditure restraint incentive program	\$0.00
5. Total Estimated 2025 Payments (sum of Lines 1-4)	\$157,450.78

Payment Information

Your local government will receive two distributions in 2025 :

- July 28, 2025: 15% of Line 1, 2, and 3 and 100% of Line 4 (*shown above*)
- November 17, 2025: balance of your 2025 aid payments

County and Municipal Aid

Under state law, the county and municipal aid paid to each county and municipality must be equal to the amount determined in 2012 (sec. 79.036, Wis. Stats.) and adjusted for fallen protective services insurance reimbursement (sec. 79.036(4), Wis. Stats.).

County and Municipal Aid Calculation	
1. Prior year county and municipal aid	\$87,557.64
2. Increase due to sales tax revenue, including adjustments (<i>district changes</i>)	\$2,013.83
3. Fallen protective services insurance adjustment	-\$6.47
4. Fallen protective services insurance reimbursement (<i>reported to DOR</i>)	\$0.00
5. Total County and Municipal Aid (sum of Lines 1-4)	\$89,565.00

Utility Aid

- Under state law, utility aid is distributed to each county and municipality where tax-exempt utility property is located (sec. 79.04, Wis. Stats.)
- Utility companies report utility property information to DOR annually
- DOR uses the provided information to accurately calculate utility aid (*shown below*)

Utility Aid Calculation	
1. Net book value, as of December 31, 2024 (including expected additions/retirements)	\$2,845,541.00
2. Total net book value payment	\$8,536.62
3. Minimum payment	\$0.00
4. Megawatt capacity	0.0
5. Megawatt capacity payment	\$0.00
6. Closed/decommissioned production plant (phased down) payment	\$0.00
7. Subtotal (sum of Lines 2, 3, 5 and 6)	\$8,536.62
8. Population cap	\$710,600.00
9. Adjusted subtotal (lesser of Line 7 or Line 8)	\$8,536.62
10. Adjacent site incentive payment	\$0.00
11. Baseload incentive payment	\$0.00
12. Co-generation incentive payment	\$0.00
13. Alternative energy incentive payment	\$0.00
14. Total incentive payments (sum of Lines 10 through 13)	\$0.00
15. Spent nuclear fuel payment	\$0.00
16. Total Utility Aid – this is the utility aid payment listed on the front of the estimate (sum of Lines 9, 14 and 15)	\$8,536.62

Supplemental County and Municipal Aid

- Under state law, supplemental county and municipal aid paid to each county and municipality is determined by 2023 Wisconsin Act 12 (sec. 79.037, Wis. Stats.)
- For detailed information, review [county and municipal aid spreadsheet](#)

Supplemental County and Municipal Aid Calculation	
1. Prior year supplemental county and municipal aid	\$58,014.82
2. Increase due to sales tax revenue including adjustments (district changes)	\$1,334.34
3. Total Supplemental County and Municipal Aid (sum of Lines 1 and 2)	\$59,349.16

Expenditure Restraint Incentive Program

- Only municipalities are eligible to receive Expenditure Restraint Incentive Program (ERIP) payments
- Under state law, in 2025, each municipality will receive a payment that is equal to the amount of the payment received by the municipality in 2024 (sec. 79.05(4), Wis. Stats., from 2023 WI Act 12 – notwithstanding subs. (2) and (3))

Contact Information

If you have questions, contact us at lgs@wisconsin.gov, (608) 266-8618 or (608) 261-5167.



State of Wisconsin • DEPARTMENT OF REVENUE

DIVISION OF STATE AND LOCAL FINANCE • BUREAU OF LOCAL GOVERNMENT SERVICES • 2135 RIMROCK RD MADISON, WI 53713

Mailing Address:
PO Box 8971 #6-97
Madison WI 53708-8971
Fax: (608) 264-6887
lgs@wisconsin.gov

September 13, 2024

SHARIE MILES
TOWN OF LINDINA
W8057 LARSON RD
MAUSTON WI 53948-9027

Notice of Shared Revenue – 2025 Original Estimate

Notice Information

The Wisconsin Department of Revenue (DOR) is providing the **estimated** shared revenue amounts your local government will receive in 2025 under current state law for county and municipal aid, supplemental county and municipal aid, utility aid and the expenditure restraint incentive program. This does not include adjustments, shown on the July and November payment notices.

District	TOWN OF LINDINA	County	JUNEAU	Co-muni code	29-020
-----------------	-----------------	---------------	--------	---------------------	--------

Estimate Information

For an explanation of each aid payment listed below, review the additional information in this notice.

2025 Original Estimate	
1. County and municipal aid	\$43,717.28
2. Utility aid	\$132.46
3. Supplemental county and municipal aid	\$42,432.37
4. Expenditure restraint incentive program	\$0.00
5. Total Estimated 2025 Payments (sum of Lines 1-4)	\$86,282.11

Payment Information

Your local government will receive two distributions in 2025 :

- July 28, 2025: 15% of Line 1, 2, and 3 and 100% of Line 4 (*shown above*)
- November 17, 2025: balance of your 2025 aid payments

County and Municipal Aid

Under state law, the county and municipal aid paid to each county and municipality must be equal to the amount determined in 2012 (sec. 79.036, Wis. Stats.) and adjusted for fallen protective services insurance reimbursement (sec. 79.036(4), Wis. Stats.).

County and Municipal Aid Calculation	
1. Prior year county and municipal aid	\$42,737.48
2. Increase due to sales tax revenue, including adjustments (<i>district changes</i>)	\$982.96
3. Fallen protective services insurance adjustment	-\$3.16
4. Fallen protective services insurance reimbursement (<i>reported to DOR</i>)	\$0.00
5. Total County and Municipal Aid (sum of Lines 1-4)	\$43,717.28

Utility Aid

- Under state law, utility aid is distributed to each county and municipality where tax-exempt utility property is located (sec. 79.04, Wis. Stats.)
- Utility companies report utility property information to DOR annually
- DOR uses the provided information to accurately calculate utility aid (*shown below*)

Utility Aid Calculation	
1. Net book value, <i>as of December 31, 2024 (including expected additions/retirements)</i>	\$44,153.00
2. Total net book value payment	\$132.46
3. Minimum payment	\$0.00
4. Megawatt capacity	0.0
5. Megawatt capacity payment	\$0.00
6. Closed/decommissioned production plant (phased down) payment	\$0.00
7. Subtotal (<i>sum of Lines 2, 3, 5 and 6</i>)	\$132.46
8. Population cap	\$289,000.00
9. Adjusted subtotal (<i>lesser of Line 7 or Line 8</i>)	\$132.46
10. Adjacent site incentive payment	\$0.00
11. Baseload incentive payment	\$0.00
12. Co-generation incentive payment	\$0.00
13. Alternative energy incentive payment	\$0.00
14. Total incentive payments (<i>sum of Lines 10 through 13</i>)	\$0.00
15. Spent nuclear fuel payment	\$0.00
16. Total Utility Aid – this is the utility aid payment listed on the front of the estimate (<i>sum of Lines 9, 14 and 15</i>)	\$132.46

Supplemental County and Municipal Aid

- Under state law, supplemental county and municipal aid paid to each county and municipality is determined by 2023 Wisconsin Act 12 (sec. 79.037, Wis. Stats.)
- For detailed information, review [county and municipal aid spreadsheet](#)

Supplemental County and Municipal Aid Calculation	
1. Prior year supplemental county and municipal aid	\$41,478.37
2. Increase due to sales tax revenue including adjustments (<i>district changes</i>)	\$954.00
3. Total Supplemental County and Municipal Aid (<i>sum of Lines 1 and 2</i>)	\$42,432.37

Expenditure Restraint Incentive Program

- Only municipalities are eligible to receive Expenditure Restraint Incentive Program (ERIP) payments
- Under state law, in 2025, each municipality will receive a payment that is equal to the amount of the payment received by the municipality in 2024 (sec. 79.05(4), Wis. Stats., from 2023 WI Act 12 – notwithstanding subs. (2) and (3))

Contact Information

If you have questions, contact us at lgs@wisconsin.gov, (608) 266-8618 or (608) 261-5167.



State of Wisconsin • DEPARTMENT OF REVENUE

DIVISION OF STATE AND LOCAL FINANCE • BUREAU OF LOCAL GOVERNMENT SERVICES • 2135 RIMROCK RD MADISON, WI 53713

Mailing Address:
PO Box 8971 #6-97
Madison WI 53708-8971
Fax: (608) 264-6887
lgs@wisconsin.gov

September 13, 2024

ANDREA HAWKINS
TOWN OF LISBON
W6362 MEREDITH RD
NEW LISBON WI 53950-9453

Notice of Shared Revenue – 2025 Original Estimate

Notice Information

The Wisconsin Department of Revenue (DOR) is providing the **estimated** shared revenue amounts your local government will receive in 2025 under current state law for county and municipal aid, supplemental county and municipal aid, utility aid and the expenditure restraint incentive program. This does not include adjustments, shown on the July and November payment notices.

District	TOWN OF LISBON	County	JUNEAU	Co-muni code	29-022
-----------------	----------------	---------------	--------	---------------------	--------

Estimate Information

For an explanation of each aid payment listed below, review the additional information in this notice.

2025 Original Estimate	
1. County and municipal aid	\$31,633.86
2. Utility aid	\$165.80
3. Supplemental county and municipal aid	\$46,916.93
4. Expenditure restraint incentive program	\$0.00
5. Total Estimated 2025 Payments (sum of Lines 1-4)	\$78,716.59

Payment Information

Your local government will receive two distributions in 2025 :

- July 28, 2025: 15% of Line 1, 2, and 3 and 100% of Line 4 (*shown above*)
- November 17, 2025: balance of your 2025 aid payments

County and Municipal Aid

Under state law, the county and municipal aid paid to each county and municipality must be equal to the amount determined in 2012 (sec. 79.036, Wis. Stats.) and adjusted for fallen protective services insurance reimbursement (sec. 79.036(4), Wis. Stats.).

County and Municipal Aid Calculation	
1. Prior year county and municipal aid	\$30,924.88
2. Increase due to sales tax revenue, including adjustments (<i>district changes</i>)	\$711.27
3. Fallen protective services insurance adjustment	-\$2.29
4. Fallen protective services insurance reimbursement (<i>reported to DOR</i>)	\$0.00
5. Total County and Municipal Aid (sum of Lines 1-4)	\$31,633.86

Utility Aid

- Under state law, utility aid is distributed to each county and municipality where tax-exempt utility property is located (sec. 79.04, Wis. Stats.)
- Utility companies report utility property information to DOR annually
- DOR uses the provided information to accurately calculate utility aid (*shown below*)

Utility Aid Calculation	
1. Net book value, <i>as of December 31, 2024 (including expected additions/retirements)</i>	\$55,267.00
2. Total net book value payment	\$165.80
3. Minimum payment	\$0.00
4. Megawatt capacity	0.0
5. Megawatt capacity payment	\$0.00
6. Closed/decommissioned production plant (phased down) payment	\$0.00
7. Subtotal (<i>sum of Lines 2, 3, 5 and 6</i>)	\$165.80
8. Population cap	\$403,750.00
9. Adjusted subtotal (<i>lesser of Line 7 or Line 8</i>)	\$165.80
10. Adjacent site incentive payment	\$0.00
11. Baseload incentive payment	\$0.00
12. Co-generation incentive payment	\$0.00
13. Alternative energy incentive payment	\$0.00
14. Total incentive payments (<i>sum of Lines 10 through 13</i>)	\$0.00
15. Spent nuclear fuel payment	\$0.00
16. Total Utility Aid – this is the utility aid payment listed on the front of the estimate (<i>sum of Lines 9, 14 and 15</i>)	\$165.80

Supplemental County and Municipal Aid

- Under state law, supplemental county and municipal aid paid to each county and municipality is determined by 2023 Wisconsin Act 12 (sec. 79.037, Wis. Stats.)
- For detailed information, review [county and municipal aid spreadsheet](#)

Supplemental County and Municipal Aid Calculation	
1. Prior year supplemental county and municipal aid	\$45,862.10
2. Increase due to sales tax revenue including adjustments (<i>district changes</i>)	\$1,054.83
3. Total Supplemental County and Municipal Aid (<i>sum of Lines 1 and 2</i>)	\$46,916.93

Expenditure Restraint Incentive Program

- Only municipalities are eligible to receive Expenditure Restraint Incentive Program (ERIP) payments
- Under state law, in 2025, each municipality will receive a payment that is equal to the amount of the payment received by the municipality in 2024 (sec. 79.05(4), Wis. Stats., from 2023 WI Act 12 – notwithstanding subs. (2) and (3))

Contact Information

If you have questions, contact us at lgs@wisconsin.gov, (608) 266-8618 or (608) 261-5167.



State of Wisconsin • DEPARTMENT OF REVENUE

DIVISION OF STATE AND LOCAL FINANCE • BUREAU OF LOCAL GOVERNMENT SERVICES • 2135 RIMROCK RD MADISON, WI 53713

Mailing Address:
PO Box 8971 #6-97
Madison WI 53708-8971
Fax: (608) 264-6887
lgs@wisconsin.gov

September 13, 2024

DENISE GIEBEL
TOWN OF LYNDON
W3080 MITCHELL RD
LYNDON STATION WI 53944-9736

Notice of Shared Revenue – 2025 Original Estimate

Notice Information

The Wisconsin Department of Revenue (DOR) is providing the **estimated** shared revenue amounts your local government will receive in 2025 under current state law for county and municipal aid, supplemental county and municipal aid, utility aid and the expenditure restraint incentive program. This does not include adjustments, shown on the July and November payment notices.

District	TOWN OF LYNDON	County	JUNEAU	Co-muni code	29-024
-----------------	----------------	---------------	--------	---------------------	--------

Estimate Information

For an explanation of each aid payment listed below, review the additional information in this notice.

2025 Original Estimate	
1. County and municipal aid	\$13,121.36
2. Utility aid	\$4,790.88
3. Supplemental county and municipal aid	\$56,362.33
4. Expenditure restraint incentive program	\$0.00
5. Total Estimated 2025 Payments (sum of Lines 1-4)	\$74,274.57

Payment Information

Your local government will receive two distributions in 2025 :

- July 28, 2025: 15% of Line 1, 2, and 3 and 100% of Line 4 (*shown above*)
- November 17, 2025: balance of your 2025 aid payments

County and Municipal Aid

Under state law, the county and municipal aid paid to each county and municipality must be equal to the amount determined in 2012 (sec. 79.036, Wis. Stats.) and adjusted for fallen protective services insurance reimbursement (sec. 79.036(4), Wis. Stats.).

County and Municipal Aid Calculation	
1. Prior year county and municipal aid	\$12,827.28
2. Increase due to sales tax revenue, including adjustments (<i>district changes</i>)	\$295.03
3. Fallen protective services insurance adjustment	-\$0.95
4. Fallen protective services insurance reimbursement (<i>reported to DOR</i>)	\$0.00
5. Total County and Municipal Aid (sum of Lines 1-4)	\$13,121.36

Utility Aid

- Under state law, utility aid is distributed to each county and municipality where tax-exempt utility property is located (sec. 79.04, Wis. Stats.)
- Utility companies report utility property information to DOR annually
- DOR uses the provided information to accurately calculate utility aid (*shown below*)

Utility Aid Calculation	
1. Net book value, <i>as of December 31, 2024 (including expected additions/retirements)</i>	\$1,596,961.00
2. Total net book value payment	\$4,790.88
3. Minimum payment	\$0.00
4. Megawatt capacity	0.0
5. Megawatt capacity payment	\$0.00
6. Closed/decommissioned production plant (phased down) payment	\$0.00
7. Subtotal (<i>sum of Lines 2, 3, 5 and 6</i>)	\$4,790.88
8. Population cap	\$620,925.00
9. Adjusted subtotal (<i>lesser of Line 7 or Line 8</i>)	\$4,790.88
10. Adjacent site incentive payment	\$0.00
11. Baseload incentive payment	\$0.00
12. Co-generation incentive payment	\$0.00
13. Alternative energy incentive payment	\$0.00
14. Total incentive payments (<i>sum of Lines 10 through 13</i>)	\$0.00
15. Spent nuclear fuel payment	\$0.00
16. Total Utility Aid – this is the utility aid payment listed on the front of the estimate (<i>sum of Lines 9, 14 and 15</i>)	\$4,790.88

Supplemental County and Municipal Aid

- Under state law, supplemental county and municipal aid paid to each county and municipality is determined by 2023 Wisconsin Act 12 (sec. 79.037, Wis. Stats.)
- For detailed information, review [county and municipal aid spreadsheet](#)

Supplemental County and Municipal Aid Calculation	
1. Prior year supplemental county and municipal aid	\$55,095.14
2. Increase due to sales tax revenue including adjustments (<i>district changes</i>)	\$1,267.19
3. Total Supplemental County and Municipal Aid (<i>sum of Lines 1 and 2</i>)	\$56,362.33

Expenditure Restraint Incentive Program

- Only municipalities are eligible to receive Expenditure Restraint Incentive Program (ERIP) payments
- Under state law, in 2025, each municipality will receive a payment that is equal to the amount of the payment received by the municipality in 2024 (sec. 79.05(4), Wis. Stats., from 2023 WI Act 12 – notwithstanding subs. (2) and (3))

Contact Information

If you have questions, contact us at lgs@wisconsin.gov, (608) 266-8618 or (608) 261-5167.



State of Wisconsin • DEPARTMENT OF REVENUE

DIVISION OF STATE AND LOCAL FINANCE • BUREAU OF LOCAL GOVERNMENT SERVICES • 2135 RIMROCK RD MADISON, WI 53713

Mailing Address:
PO Box 8971 #6-97
Madison WI 53708-8971
Fax: (608) 264-6887
lgs@wisconsin.gov

September 13, 2024

NICOLE CLARK
TOWN OF MARION
N4258 25TH AVE
MAUSTON WI 53948

Notice of Shared Revenue – 2025 Original Estimate

Notice Information

The Wisconsin Department of Revenue (DOR) is providing the **estimated** shared revenue amounts your local government will receive in 2025 under current state law for county and municipal aid, supplemental county and municipal aid, utility aid and the expenditure restraint incentive program. This does not include adjustments, shown on the July and November payment notices.

District	TOWN OF MARION	County	JUNEAU	Co-muni code	29-026
-----------------	----------------	---------------	--------	---------------------	--------

Estimate Information

For an explanation of each aid payment listed below, review the additional information in this notice.

2025 Original Estimate	
1. County and municipal aid	\$12,604.02
2. Utility aid	\$0.00
3. Supplemental county and municipal aid	\$38,341.73
4. Expenditure restraint incentive program	\$0.00
5. Total Estimated 2025 Payments (sum of Lines 1-4)	\$50,945.75

Payment Information

Your local government will receive two distributions in 2025 :

- July 28, 2025: 15% of Line 1, 2, and 3 and 100% of Line 4 (*shown above*)
- November 17, 2025: balance of your 2025 aid payments

County and Municipal Aid

Under state law, the county and municipal aid paid to each county and municipality must be equal to the amount determined in 2012 (sec. 79.036, Wis. Stats.) and adjusted for fallen protective services insurance reimbursement (sec. 79.036(4), Wis. Stats.).

County and Municipal Aid Calculation	
1. Prior year county and municipal aid	\$12,321.54
2. Increase due to sales tax revenue, including adjustments (<i>district changes</i>)	\$283.39
3. Fallen protective services insurance adjustment	-\$0.91
4. Fallen protective services insurance reimbursement (<i>reported to DOR</i>)	\$0.00
5. Total County and Municipal Aid (sum of Lines 1-4)	\$12,604.02

Utility Aid

- Under state law, utility aid is distributed to each county and municipality where tax-exempt utility property is located (sec. 79.04, Wis. Stats.)
- Utility companies report utility property information to DOR annually
- DOR uses the provided information to accurately calculate utility aid (*shown below*)

Utility Aid Calculation	
1. Net book value, <i>as of December 31, 2024 (including expected additions/retirements)</i>	\$0.00
2. Total net book value payment	\$0.00
3. Minimum payment	\$0.00
4. Megawatt capacity	0.0
5. Megawatt capacity payment	\$0.00
6. Closed/decommissioned production plant (phased down) payment	\$0.00
7. Subtotal (<i>sum of Lines 2, 3, 5 and 6</i>)	\$0.00
8. Population cap	\$188,275.00
9. Adjusted subtotal (<i>lesser of Line 7 or Line 8</i>)	\$0.00
10. Adjacent site incentive payment	\$0.00
11. Baseload incentive payment	\$0.00
12. Co-generation incentive payment	\$0.00
13. Alternative energy incentive payment	\$0.00
14. Total incentive payments (<i>sum of Lines 10 through 13</i>)	\$0.00
15. Spent nuclear fuel payment	\$0.00
16. Total Utility Aid – this is the utility aid payment listed on the front of the estimate (<i>sum of Lines 9, 14 and 15</i>)	\$0.00

Supplemental County and Municipal Aid

- Under state law, supplemental county and municipal aid paid to each county and municipality is determined by 2023 Wisconsin Act 12 (sec. 79.037, Wis. Stats.)
- For detailed information, review [county and municipal aid spreadsheet](#)

Supplemental County and Municipal Aid Calculation	
1. Prior year supplemental county and municipal aid	\$37,479.70
2. Increase due to sales tax revenue including adjustments (<i>district changes</i>)	\$862.03
3. Total Supplemental County and Municipal Aid (<i>sum of Lines 1 and 2</i>)	\$38,341.73

Expenditure Restraint Incentive Program

- Only municipalities are eligible to receive Expenditure Restraint Incentive Program (ERIP) payments
- Under state law, in 2025, each municipality will receive a payment that is equal to the amount of the payment received by the municipality in 2024 (sec. 79.05(4), Wis. Stats., from 2023 WI Act 12 – notwithstanding subs. (2) and (3))

Contact Information

If you have questions, contact us at lgs@wisconsin.gov, (608) 266-8618 or (608) 261-5167.



State of Wisconsin • DEPARTMENT OF REVENUE

DIVISION OF STATE AND LOCAL FINANCE • BUREAU OF LOCAL GOVERNMENT SERVICES • 2135 RIMROCK RD MADISON, WI 53713

Mailing Address:
PO Box 8971 #6-97
Madison WI 53708-8971
Fax: (608) 264-6887
lgs@wisconsin.gov

September 13, 2024

SUSAN KOSINSKI
TOWN OF NECEDAH
PO BOX 349
NECEDAH WI 54646-0349

Notice of Shared Revenue – 2025 Original Estimate

Notice Information

The Wisconsin Department of Revenue (DOR) is providing the **estimated** shared revenue amounts your local government will receive in 2025 under current state law for county and municipal aid, supplemental county and municipal aid, utility aid and the expenditure restraint incentive program. This does not include adjustments, shown on the July and November payment notices.

District	TOWN OF NECEDAH	County	JUNEAU	Co-muni code	29-028
-----------------	-----------------	---------------	--------	---------------------	--------

Estimate Information

For an explanation of each aid payment listed below, review the additional information in this notice.

2025 Original Estimate	
1. County and municipal aid	\$45,342.01
2. Utility aid	\$61,516.33
3. Supplemental county and municipal aid	\$73,416.23
4. Expenditure restraint incentive program	\$0.00
5. Total Estimated 2025 Payments (sum of Lines 1-4)	\$180,274.57

Payment Information

Your local government will receive two distributions in 2025 :

- July 28, 2025: 15% of Line 1, 2, and 3 and 100% of Line 4 (*shown above*)
- November 17, 2025: balance of your 2025 aid payments

County and Municipal Aid

Under state law, the county and municipal aid paid to each county and municipality must be equal to the amount determined in 2012 (sec. 79.036, Wis. Stats.) and adjusted for fallen protective services insurance reimbursement (sec. 79.036(4), Wis. Stats.).

County and Municipal Aid Calculation	
1. Prior year county and municipal aid	\$44,325.80
2. Increase due to sales tax revenue, including adjustments (<i>district changes</i>)	\$1,019.49
3. Fallen protective services insurance adjustment	-\$3.28
4. Fallen protective services insurance reimbursement (<i>reported to DOR</i>)	\$0.00
5. Total County and Municipal Aid (sum of Lines 1-4)	\$45,342.01

Utility Aid

- Under state law, utility aid is distributed to each county and municipality where tax-exempt utility property is located (sec. 79.04, Wis. Stats.)
- Utility companies report utility property information to DOR annually
- DOR uses the provided information to accurately calculate utility aid (*shown below*)

Utility Aid Calculation	
1. Net book value, <i>as of December 31, 2024 (including expected additions/retirements)</i>	\$6,061,001.00
2. Total net book value payment	\$18,183.00
3. Minimum payment	\$0.00
4. Megawatt capacity	20.0
5. Megawatt capacity payment	\$13,333.33
6. Closed/decommissioned production plant (phased down) payment	\$0.00
7. Subtotal (<i>sum of Lines 2, 3, 5 and 6</i>)	\$31,516.33
8. Population cap	\$1,082,900.00
9. Adjusted subtotal (<i>lesser of Line 7 or Line 8</i>)	\$31,516.33
10. Adjacent site incentive payment	\$0.00
11. Baseload incentive payment	\$0.00
12. Co-generation incentive payment	\$0.00
13. Alternative energy incentive payment	\$30,000.00
14. Total incentive payments (<i>sum of Lines 10 through 13</i>)	\$30,000.00
15. Spent nuclear fuel payment	\$0.00
16. Total Utility Aid – this is the utility aid payment listed on the front of the estimate (<i>sum of Lines 9, 14 and 15</i>)	\$61,516.33

Supplemental County and Municipal Aid

- Under state law, supplemental county and municipal aid paid to each county and municipality is determined by 2023 Wisconsin Act 12 (sec. 79.037, Wis. Stats.)
- For detailed information, review [county and municipal aid spreadsheet](#)

Supplemental County and Municipal Aid Calculation	
1. Prior year supplemental county and municipal aid	\$71,765.62
2. Increase due to sales tax revenue including adjustments (<i>district changes</i>)	\$1,650.61
3. Total Supplemental County and Municipal Aid (<i>sum of Lines 1 and 2</i>)	\$73,416.23

Expenditure Restraint Incentive Program

- Only municipalities are eligible to receive Expenditure Restraint Incentive Program (ERIP) payments
- Under state law, in 2025, each municipality will receive a payment that is equal to the amount of the payment received by the municipality in 2024 (sec. 79.05(4), Wis. Stats., from 2023 WI Act 12 – notwithstanding subs. (2) and (3))

Contact Information

If you have questions, contact us at lgs@wisconsin.gov, (608) 266-8618 or (608) 261-5167.



State of Wisconsin • DEPARTMENT OF REVENUE

DIVISION OF STATE AND LOCAL FINANCE • BUREAU OF LOCAL GOVERNMENT SERVICES • 2135 RIMROCK RD MADISON, WI 53713

Mailing Address:
PO Box 8971 #6-97
Madison WI 53708-8971
Fax: (608) 264-6887
lgs@wisconsin.gov

September 13, 2024

LANA WAGENSON
TOWN OF ORANGE
N9177 BROWN RD
CAMP DOUGLAS WI 54618-8703

Notice of Shared Revenue – 2025 Original Estimate

Notice Information

The Wisconsin Department of Revenue (DOR) is providing the **estimated** shared revenue amounts your local government will receive in 2025 under current state law for county and municipal aid, supplemental county and municipal aid, utility aid and the expenditure restraint incentive program. This does not include adjustments, shown on the July and November payment notices.

District	TOWN OF ORANGE	County	JUNEAU	Co-muni code	29-030
-----------------	----------------	---------------	--------	---------------------	--------

Estimate Information

For an explanation of each aid payment listed below, review the additional information in this notice.

2025 Original Estimate	
1. County and municipal aid	\$43,469.19
2. Utility aid	\$58.31
3. Supplemental county and municipal aid	\$40,009.08
4. Expenditure restraint incentive program	\$0.00
5. Total Estimated 2025 Payments (sum of Lines 1-4)	\$83,536.58

Payment Information

Your local government will receive two distributions in 2025 :

- July 28, 2025: 15% of Line 1, 2, and 3 and 100% of Line 4 (*shown above*)
- November 17, 2025: balance of your 2025 aid payments

County and Municipal Aid

Under state law, the county and municipal aid paid to each county and municipality must be equal to the amount determined in 2012 (sec. 79.036, Wis. Stats.) and adjusted for fallen protective services insurance reimbursement (sec. 79.036(4), Wis. Stats.).

County and Municipal Aid Calculation	
1. Prior year county and municipal aid	\$42,494.95
2. Increase due to sales tax revenue, including adjustments (<i>district changes</i>)	\$977.38
3. Fallen protective services insurance adjustment	-\$3.14
4. Fallen protective services insurance reimbursement (<i>reported to DOR</i>)	\$0.00
5. Total County and Municipal Aid (sum of Lines 1-4)	\$43,469.19

Utility Aid

- Under state law, utility aid is distributed to each county and municipality where tax-exempt utility property is located (sec. 79.04, Wis. Stats.)
- Utility companies report utility property information to DOR annually
- DOR uses the provided information to accurately calculate utility aid (*shown below*)

Utility Aid Calculation	
1. Net book value, <i>as of December 31, 2024 (including expected additions/retirements)</i>	\$19,436.00
2. Total net book value payment	\$58.31
3. Minimum payment	\$0.00
4. Megawatt capacity	0.0
5. Megawatt capacity payment	\$0.00
6. Closed/decommissioned production plant (phased down) payment	\$0.00
7. Subtotal (<i>sum of Lines 2, 3, 5 and 6</i>)	\$58.31
8. Population cap	\$229,925.00
9. Adjusted subtotal (<i>lesser of Line 7 or Line 8</i>)	\$58.31
10. Adjacent site incentive payment	\$0.00
11. Baseload incentive payment	\$0.00
12. Co-generation incentive payment	\$0.00
13. Alternative energy incentive payment	\$0.00
14. Total incentive payments (<i>sum of Lines 10 through 13</i>)	\$0.00
15. Spent nuclear fuel payment	\$0.00
16. Total Utility Aid – this is the utility aid payment listed on the front of the estimate (<i>sum of Lines 9, 14 and 15</i>)	\$58.31

Supplemental County and Municipal Aid

- Under state law, supplemental county and municipal aid paid to each county and municipality is determined by 2023 Wisconsin Act 12 (sec. 79.037, Wis. Stats.)
- For detailed information, review [county and municipal aid spreadsheet](#)

Supplemental County and Municipal Aid Calculation	
1. Prior year supplemental county and municipal aid	\$39,109.56
2. Increase due to sales tax revenue including adjustments (<i>district changes</i>)	\$899.52
3. Total Supplemental County and Municipal Aid (<i>sum of Lines 1 and 2</i>)	\$40,009.08

Expenditure Restraint Incentive Program

- Only municipalities are eligible to receive Expenditure Restraint Incentive Program (ERIP) payments
- Under state law, in 2025, each municipality will receive a payment that is equal to the amount of the payment received by the municipality in 2024 (sec. 79.05(4), Wis. Stats., from 2023 WI Act 12 – notwithstanding subs. (2) and (3))

Contact Information

If you have questions, contact us at lgs@wisconsin.gov, (608) 266-8618 or (608) 261-5167.



State of Wisconsin • DEPARTMENT OF REVENUE

DIVISION OF STATE AND LOCAL FINANCE • BUREAU OF LOCAL GOVERNMENT SERVICES • 2135 RIMROCK RD MADISON, WI 53713

Mailing Address:
PO Box 8971 #6-97
Madison WI 53708-8971
Fax: (608) 264-6887
lgs@wisconsin.gov

September 13, 2024

BETTY MANSON
TOWN OF PLYMOUTH
W9902 STATE RD 82
ELROY WI 53929-9453

Notice of Shared Revenue – 2025 Original Estimate

Notice Information

The Wisconsin Department of Revenue (DOR) is providing the **estimated** shared revenue amounts your local government will receive in 2025 under current state law for county and municipal aid, supplemental county and municipal aid, utility aid and the expenditure restraint incentive program. This does not include adjustments, shown on the July and November payment notices.

District	TOWN OF PLYMOUTH	County	JUNEAU	Co-muni code	29-032
-----------------	------------------	---------------	--------	---------------------	--------

Estimate Information

For an explanation of each aid payment listed below, review the additional information in this notice.

2025 Original Estimate	
1. County and municipal aid	\$54,659.45
2. Utility aid	\$0.00
3. Supplemental county and municipal aid	\$40,765.33
4. Expenditure restraint incentive program	\$0.00
5. Total Estimated 2025 Payments (sum of Lines 1-4)	\$95,424.78

Payment Information

Your local government will receive two distributions in 2025 :

- July 28, 2025: 15% of Line 1, 2, and 3 and 100% of Line 4 (*shown above*)
- November 17, 2025: balance of your 2025 aid payments

County and Municipal Aid

Under state law, the county and municipal aid paid to each county and municipality must be equal to the amount determined in 2012 (sec. 79.036, Wis. Stats.) and adjusted for fallen protective services insurance reimbursement (sec. 79.036(4), Wis. Stats.).

County and Municipal Aid Calculation	
1. Prior year county and municipal aid	\$53,434.41
2. Increase due to sales tax revenue, including adjustments (<i>district changes</i>)	\$1,228.99
3. Fallen protective services insurance adjustment	-\$3.95
4. Fallen protective services insurance reimbursement (<i>reported to DOR</i>)	\$0.00
5. Total County and Municipal Aid (sum of Lines 1-4)	\$54,659.45

Utility Aid

- Under state law, utility aid is distributed to each county and municipality where tax-exempt utility property is located (sec. 79.04, Wis. Stats.)
- Utility companies report utility property information to DOR annually
- DOR uses the provided information to accurately calculate utility aid (*shown below*)

Utility Aid Calculation	
1. Net book value, <i>as of December 31, 2024 (including expected additions/retirements)</i>	\$0.00
2. Total net book value payment	\$0.00
3. Minimum payment	\$0.00
4. Megawatt capacity	0.0
5. Megawatt capacity payment	\$0.00
6. Closed/decommissioned production plant (phased down) payment	\$0.00
7. Subtotal (<i>sum of Lines 2, 3, 5 and 6</i>)	\$0.00
8. Population cap	\$247,775.00
9. Adjusted subtotal (<i>lesser of Line 7 or Line 8</i>)	\$0.00
10. Adjacent site incentive payment	\$0.00
11. Baseload incentive payment	\$0.00
12. Co-generation incentive payment	\$0.00
13. Alternative energy incentive payment	\$0.00
14. Total incentive payments (<i>sum of Lines 10 through 13</i>)	\$0.00
15. Spent nuclear fuel payment	\$0.00
16. Total Utility Aid – this is the utility aid payment listed on the front of the estimate (<i>sum of Lines 9, 14 and 15</i>)	\$0.00

Supplemental County and Municipal Aid

- Under state law, supplemental county and municipal aid paid to each county and municipality is determined by 2023 Wisconsin Act 12 (sec. 79.037, Wis. Stats.)
- For detailed information, review [county and municipal aid spreadsheet](#)

Supplemental County and Municipal Aid Calculation	
1. Prior year supplemental county and municipal aid	\$39,848.81
2. Increase due to sales tax revenue including adjustments (<i>district changes</i>)	\$916.52
3. Total Supplemental County and Municipal Aid (<i>sum of Lines 1 and 2</i>)	\$40,765.33

Expenditure Restraint Incentive Program

- Only municipalities are eligible to receive Expenditure Restraint Incentive Program (ERIP) payments
- Under state law, in 2025, each municipality will receive a payment that is equal to the amount of the payment received by the municipality in 2024 (sec. 79.05(4), Wis. Stats., from 2023 WI Act 12 – notwithstanding subs. (2) and (3))

Contact Information

If you have questions, contact us at lgs@wisconsin.gov, (608) 266-8618 or (608) 261-5167.



State of Wisconsin • DEPARTMENT OF REVENUE

DIVISION OF STATE AND LOCAL FINANCE • BUREAU OF LOCAL GOVERNMENT SERVICES • 2135 RIMROCK RD MADISON, WI 53713

Mailing Address:
PO Box 8971 #6-97
Madison WI 53708-8971
Fax: (608) 264-6887
lgs@wisconsin.gov

September 13, 2024

ELIZABETH TAYLOR-HART
TOWN OF SEVEN MILE CREEK
W5275 GESSER RD
MAUSTON WI 53948

Notice of Shared Revenue – 2025 Original Estimate

Notice Information

The Wisconsin Department of Revenue (DOR) is providing the **estimated** shared revenue amounts your local government will receive in 2025 under current state law for county and municipal aid, supplemental county and municipal aid, utility aid and the expenditure restraint incentive program. This does not include adjustments, shown on the July and November payment notices.

District	TOWN OF SEVEN MILE CREEK	County	JUNEAU	Co-muni code	29-034
-----------------	--------------------------	---------------	--------	---------------------	--------

Estimate Information

For an explanation of each aid payment listed below, review the additional information in this notice.

2025 Original Estimate	
1. County and municipal aid	\$20,836.81
2. Utility aid	\$0.00
3. Supplemental county and municipal aid	\$36,657.00
4. Expenditure restraint incentive program	\$0.00
5. Total Estimated 2025 Payments (sum of Lines 1-4)	\$57,493.81

Payment Information

Your local government will receive two distributions in 2025 :

- July 28, 2025: 15% of Line 1, 2, and 3 and 100% of Line 4 (*shown above*)
- November 17, 2025: balance of your 2025 aid payments

County and Municipal Aid

Under state law, the county and municipal aid paid to each county and municipality must be equal to the amount determined in 2012 (sec. 79.036, Wis. Stats.) and adjusted for fallen protective services insurance reimbursement (sec. 79.036(4), Wis. Stats.).

County and Municipal Aid Calculation	
1. Prior year county and municipal aid	\$20,369.81
2. Increase due to sales tax revenue, including adjustments (<i>district changes</i>)	\$468.51
3. Fallen protective services insurance adjustment	-\$1.51
4. Fallen protective services insurance reimbursement (<i>reported to DOR</i>)	\$0.00
5. Total County and Municipal Aid (sum of Lines 1-4)	\$20,836.81

Utility Aid

- Under state law, utility aid is distributed to each county and municipality where tax-exempt utility property is located (sec. 79.04, Wis. Stats.)
- Utility companies report utility property information to DOR annually
- DOR uses the provided information to accurately calculate utility aid (*shown below*)

Utility Aid Calculation	
1. Net book value, <i>as of December 31, 2024 (including expected additions/retirements)</i>	\$0.00
2. Total net book value payment	\$0.00
3. Minimum payment	\$0.00
4. Megawatt capacity	0.0
5. Megawatt capacity payment	\$0.00
6. Closed/decommissioned production plant (phased down) payment	\$0.00
7. Subtotal (<i>sum of Lines 2, 3, 5 and 6</i>)	\$0.00
8. Population cap	\$146,625.00
9. Adjusted subtotal (<i>lesser of Line 7 or Line 8</i>)	\$0.00
10. Adjacent site incentive payment	\$0.00
11. Baseload incentive payment	\$0.00
12. Co-generation incentive payment	\$0.00
13. Alternative energy incentive payment	\$0.00
14. Total incentive payments (<i>sum of Lines 10 through 13</i>)	\$0.00
15. Spent nuclear fuel payment	\$0.00
16. Total Utility Aid – this is the utility aid payment listed on the front of the estimate (<i>sum of Lines 9, 14 and 15</i>)	\$0.00

Supplemental County and Municipal Aid

- Under state law, supplemental county and municipal aid paid to each county and municipality is determined by 2023 Wisconsin Act 12 (sec. 79.037, Wis. Stats.)
- For detailed information, review [county and municipal aid spreadsheet](#)

Supplemental County and Municipal Aid Calculation	
1. Prior year supplemental county and municipal aid	\$35,832.84
2. Increase due to sales tax revenue including adjustments (<i>district changes</i>)	\$824.16
3. Total Supplemental County and Municipal Aid (<i>sum of Lines 1 and 2</i>)	\$36,657.00

Expenditure Restraint Incentive Program

- Only municipalities are eligible to receive Expenditure Restraint Incentive Program (ERIP) payments
- Under state law, in 2025, each municipality will receive a payment that is equal to the amount of the payment received by the municipality in 2024 (sec. 79.05(4), Wis. Stats., from 2023 WI Act 12 – notwithstanding subs. (2) and (3))

Contact Information

If you have questions, contact us at lgs@wisconsin.gov, (608) 266-8618 or (608) 261-5167.



State of Wisconsin • DEPARTMENT OF REVENUE

DIVISION OF STATE AND LOCAL FINANCE • BUREAU OF LOCAL GOVERNMENT SERVICES • 2135 RIMROCK RD MADISON, WI 53713

Mailing Address:
PO Box 8971 #6-97
Madison WI 53708-8971
Fax: (608) 264-6887
lgs@wisconsin.gov

September 13, 2024

TAMMY MILLER
TOWN OF SUMMIT
W7668 MILLER RD
WONEWOC WI 53968

Notice of Shared Revenue – 2025 Original Estimate

Notice Information

The Wisconsin Department of Revenue (DOR) is providing the **estimated** shared revenue amounts your local government will receive in 2025 under current state law for county and municipal aid, supplemental county and municipal aid, utility aid and the expenditure restraint incentive program. This does not include adjustments, shown on the July and November payment notices.

District	TOWN OF SUMMIT	County	JUNEAU	Co-muni code	29-036
-----------------	----------------	---------------	--------	---------------------	--------

Estimate Information

For an explanation of each aid payment listed below, review the additional information in this notice.

2025 Original Estimate	
1. County and municipal aid	\$63,715.75
2. Utility aid	\$0.00
3. Supplemental county and municipal aid	\$42,363.64
4. Expenditure restraint incentive program	\$0.00
5. Total Estimated 2025 Payments (sum of Lines 1-4)	\$106,079.39

Payment Information

Your local government will receive two distributions in 2025 :

- July 28, 2025: 15% of Line 1, 2, and 3 and 100% of Line 4 (*shown above*)
- November 17, 2025: balance of your 2025 aid payments

County and Municipal Aid

Under state law, the county and municipal aid paid to each county and municipality must be equal to the amount determined in 2012 (sec. 79.036, Wis. Stats.) and adjusted for fallen protective services insurance reimbursement (sec. 79.036(4), Wis. Stats.).

County and Municipal Aid Calculation	
1. Prior year county and municipal aid	\$62,287.73
2. Increase due to sales tax revenue, including adjustments (<i>district changes</i>)	\$1,432.62
3. Fallen protective services insurance adjustment	-\$4.60
4. Fallen protective services insurance reimbursement (<i>reported to DOR</i>)	\$0.00
5. Total County and Municipal Aid (sum of Lines 1-4)	\$63,715.75

Utility Aid

- Under state law, utility aid is distributed to each county and municipality where tax-exempt utility property is located (sec. 79.04, Wis. Stats.)
- Utility companies report utility property information to DOR annually
- DOR uses the provided information to accurately calculate utility aid (*shown below*)

Utility Aid Calculation	
1. Net book value, <i>as of December 31, 2024 (including expected additions/retirements)</i>	\$0.00
2. Total net book value payment	\$0.00
3. Minimum payment	\$0.00
4. Megawatt capacity	0.0
5. Megawatt capacity payment	\$0.00
6. Closed/decommissioned production plant (phased down) payment	\$0.00
7. Subtotal (<i>sum of Lines 2, 3, 5 and 6</i>)	\$0.00
8. Population cap	\$292,825.00
9. Adjusted subtotal (<i>lesser of Line 7 or Line 8</i>)	\$0.00
10. Adjacent site incentive payment	\$0.00
11. Baseload incentive payment	\$0.00
12. Co-generation incentive payment	\$0.00
13. Alternative energy incentive payment	\$0.00
14. Total incentive payments (<i>sum of Lines 10 through 13</i>)	\$0.00
15. Spent nuclear fuel payment	\$0.00
16. Total Utility Aid – this is the utility aid payment listed on the front of the estimate (<i>sum of Lines 9, 14 and 15</i>)	\$0.00

Supplemental County and Municipal Aid

- Under state law, supplemental county and municipal aid paid to each county and municipality is determined by 2023 Wisconsin Act 12 (sec. 79.037, Wis. Stats.)
- For detailed information, review [county and municipal aid spreadsheet](#)

Supplemental County and Municipal Aid Calculation	
1. Prior year supplemental county and municipal aid	\$41,411.18
2. Increase due to sales tax revenue including adjustments (<i>district changes</i>)	\$952.46
3. Total Supplemental County and Municipal Aid (<i>sum of Lines 1 and 2</i>)	\$42,363.64

Expenditure Restraint Incentive Program

- Only municipalities are eligible to receive Expenditure Restraint Incentive Program (ERIP) payments
- Under state law, in 2025, each municipality will receive a payment that is equal to the amount of the payment received by the municipality in 2024 (sec. 79.05(4), Wis. Stats., from 2023 WI Act 12 – notwithstanding subs. (2) and (3))

Contact Information

If you have questions, contact us at lgs@wisconsin.gov, (608) 266-8618 or (608) 261-5167.



State of Wisconsin • DEPARTMENT OF REVENUE

DIVISION OF STATE AND LOCAL FINANCE • BUREAU OF LOCAL GOVERNMENT SERVICES • 2135 RIMROCK RD MADISON, WI 53713

Mailing Address:
PO Box 8971 #6-97
Madison WI 53708-8971
Fax: (608) 264-6887
lgs@wisconsin.gov

September 13, 2024

KATHY RETZLAFF
TOWN OF WONEWOC
W10265 LUMSDEN RD
ELROY WI 53929-9714

Notice of Shared Revenue – 2025 Original Estimate

Notice Information

The Wisconsin Department of Revenue (DOR) is providing the **estimated** shared revenue amounts your local government will receive in 2025 under current state law for county and municipal aid, supplemental county and municipal aid, utility aid and the expenditure restraint incentive program. This does not include adjustments, shown on the July and November payment notices.

District	TOWN OF WONEWOC	County	JUNEAU	Co-muni code	29-038
-----------------	-----------------	---------------	--------	---------------------	--------

Estimate Information

For an explanation of each aid payment listed below, review the additional information in this notice.

2025 Original Estimate	
1. County and municipal aid	\$86,668.12
2. Utility aid	\$87.73
3. Supplemental county and municipal aid	\$42,449.56
4. Expenditure restraint incentive program	\$0.00
5. Total Estimated 2025 Payments (sum of Lines 1-4)	\$129,205.41

Payment Information

Your local government will receive two distributions in 2025 :

- July 28, 2025: 15% of Line 1, 2, and 3 and 100% of Line 4 (*shown above*)
- November 17, 2025: balance of your 2025 aid payments

County and Municipal Aid

Under state law, the county and municipal aid paid to each county and municipality must be equal to the amount determined in 2012 (sec. 79.036, Wis. Stats.) and adjusted for fallen protective services insurance reimbursement (sec. 79.036(4), Wis. Stats.).

County and Municipal Aid Calculation	
1. Prior year county and municipal aid	\$84,725.69
2. Increase due to sales tax revenue, including adjustments (<i>district changes</i>)	\$1,948.69
3. Fallen protective services insurance adjustment	-\$6.26
4. Fallen protective services insurance reimbursement (<i>reported to DOR</i>)	\$0.00
5. Total County and Municipal Aid (sum of Lines 1-4)	\$86,668.12

Utility Aid

- Under state law, utility aid is distributed to each county and municipality where tax-exempt utility property is located (sec. 79.04, Wis. Stats.)
- Utility companies report utility property information to DOR annually
- DOR uses the provided information to accurately calculate utility aid (*shown below*)

Utility Aid Calculation	
1. Net book value, <i>as of December 31, 2024 (including expected additions/retirements)</i>	\$29,244.00
2. Total net book value payment	\$87.73
3. Minimum payment	\$0.00
4. Megawatt capacity	0.0
5. Megawatt capacity payment	\$0.00
6. Closed/decommissioned production plant (phased down) payment	\$0.00
7. Subtotal (<i>sum of Lines 2, 3, 5 and 6</i>)	\$87.73
8. Population cap	\$289,425.00
9. Adjusted subtotal (<i>lesser of Line 7 or Line 8</i>)	\$87.73
10. Adjacent site incentive payment	\$0.00
11. Baseload incentive payment	\$0.00
12. Co-generation incentive payment	\$0.00
13. Alternative energy incentive payment	\$0.00
14. Total incentive payments (<i>sum of Lines 10 through 13</i>)	\$0.00
15. Spent nuclear fuel payment	\$0.00
16. Total Utility Aid – this is the utility aid payment listed on the front of the estimate (<i>sum of Lines 9, 14 and 15</i>)	\$87.73

Supplemental County and Municipal Aid

- Under state law, supplemental county and municipal aid paid to each county and municipality is determined by 2023 Wisconsin Act 12 (sec. 79.037, Wis. Stats.)
- For detailed information, review [county and municipal aid spreadsheet](#)

Supplemental County and Municipal Aid Calculation	
1. Prior year supplemental county and municipal aid	\$41,495.17
2. Increase due to sales tax revenue including adjustments (<i>district changes</i>)	\$954.39
3. Total Supplemental County and Municipal Aid (<i>sum of Lines 1 and 2</i>)	\$42,449.56

Expenditure Restraint Incentive Program

- Only municipalities are eligible to receive Expenditure Restraint Incentive Program (ERIP) payments
- Under state law, in 2025, each municipality will receive a payment that is equal to the amount of the payment received by the municipality in 2024 (sec. 79.05(4), Wis. Stats., from 2023 WI Act 12 – notwithstanding subs. (2) and (3))

Contact Information

If you have questions, contact us at lgs@wisconsin.gov, (608) 266-8618 or (608) 261-5167.



State of Wisconsin • DEPARTMENT OF REVENUE

DIVISION OF STATE AND LOCAL FINANCE • BUREAU OF LOCAL GOVERNMENT SERVICES • 2135 RIMROCK RD MADISON, WI 53713

Mailing Address:
PO Box 8971 #6-97
Madison WI 53708-8971
Fax: (608) 264-6887
lgs@wisconsin.gov

September 13, 2024

SARAH STARK
VILLAGE OF CAMP DOUGLAS
PO BOX 200, 304 CENTER ST
CAMP DOUGLAS WI 54618

Notice of Shared Revenue – 2025 Original Estimate

Notice Information

The Wisconsin Department of Revenue (DOR) is providing the **estimated** shared revenue amounts your local government will receive in 2025 under current state law for county and municipal aid, supplemental county and municipal aid, utility aid and the expenditure restraint incentive program. This does not include adjustments, shown on the July and November payment notices.

District	VILLAGE OF CAMP DOUGLAS	County	JUNEAU	Co-muni code	29-111
-----------------	-------------------------	---------------	--------	---------------------	--------

Estimate Information

For an explanation of each aid payment listed below, review the additional information in this notice.

2025 Original Estimate	
1. County and municipal aid	\$173,180.01
2. Utility aid	\$402.44
3. Supplemental county and municipal aid	\$41,779.33
4. Expenditure restraint incentive program	\$5,068.56
5. Total Estimated 2025 Payments (sum of Lines 1-4)	\$220,430.34

Payment Information

Your local government will receive two distributions in 2025 :

- July 28, 2025: 15% of Line 1, 2, and 3 and 100% of Line 4 (*shown above*)
- November 17, 2025: balance of your 2025 aid payments

County and Municipal Aid

Under state law, the county and municipal aid paid to each county and municipality must be equal to the amount determined in 2012 (sec. 79.036, Wis. Stats.) and adjusted for fallen protective services insurance reimbursement (sec. 79.036(4), Wis. Stats.).

County and Municipal Aid Calculation	
1. Prior year county and municipal aid	\$169,298.65
2. Increase due to sales tax revenue, including adjustments (<i>district changes</i>)	\$3,893.87
3. Fallen protective services insurance adjustment	-\$12.51
4. Fallen protective services insurance reimbursement (<i>reported to DOR</i>)	\$0.00
5. Total County and Municipal Aid (sum of Lines 1-4)	\$173,180.01

Utility Aid

- Under state law, utility aid is distributed to each county and municipality where tax-exempt utility property is located (sec. 79.04, Wis. Stats.)
- Utility companies report utility property information to DOR annually
- DOR uses the provided information to accurately calculate utility aid (*shown below*)

Utility Aid Calculation	
1. Net book value, <i>as of December 31, 2024 (including expected additions/retirements)</i>	\$67,073.00
2. Total net book value payment	\$402.44
3. Minimum payment	\$0.00
4. Megawatt capacity	0.0
5. Megawatt capacity payment	\$0.00
6. Closed/decommissioned production plant (phased down) payment	\$0.00
7. Subtotal (<i>sum of Lines 2, 3, 5 and 6</i>)	\$402.44
8. Population cap	\$274,125.00
9. Adjusted subtotal (<i>lesser of Line 7 or Line 8</i>)	\$402.44
10. Adjacent site incentive payment	\$0.00
11. Baseload incentive payment	\$0.00
12. Co-generation incentive payment	\$0.00
13. Alternative energy incentive payment	\$0.00
14. Total incentive payments (<i>sum of Lines 10 through 13</i>)	\$0.00
15. Spent nuclear fuel payment	\$0.00
16. Total Utility Aid – this is the utility aid payment listed on the front of the estimate (<i>sum of Lines 9, 14 and 15</i>)	\$402.44

Supplemental County and Municipal Aid

- Under state law, supplemental county and municipal aid paid to each county and municipality is determined by 2023 Wisconsin Act 12 (sec. 79.037, Wis. Stats.)
- For detailed information, review [county and municipal aid spreadsheet](#)

Supplemental County and Municipal Aid Calculation	
1. Prior year supplemental county and municipal aid	\$40,840.01
2. Increase due to sales tax revenue including adjustments (<i>district changes</i>)	\$939.32
3. Total Supplemental County and Municipal Aid (<i>sum of Lines 1 and 2</i>)	\$41,779.33

Expenditure Restraint Incentive Program

- Only municipalities are eligible to receive Expenditure Restraint Incentive Program (ERIP) payments
- Under state law, in 2025, each municipality will receive a payment that is equal to the amount of the payment received by the municipality in 2024 (sec. 79.05(4), Wis. Stats., from 2023 WI Act 12 – notwithstanding subs. (2) and (3))

Contact Information

If you have questions, contact us at lgs@wisconsin.gov, (608) 266-8618 or (608) 261-5167.



State of Wisconsin • DEPARTMENT OF REVENUE

DIVISION OF STATE AND LOCAL FINANCE • BUREAU OF LOCAL GOVERNMENT SERVICES • 2135 RIMROCK RD MADISON, WI 53713

Mailing Address:
PO Box 8971 #6-97
Madison WI 53708-8971
Fax: (608) 264-6887
lgs@wisconsin.gov

September 13, 2024

JOYCE DUESCHER
VILLAGE OF HUSTLER
PO BOX 176
HUSTLER WI 54637-0201

Notice of Shared Revenue – 2025 Original Estimate

Notice Information

The Wisconsin Department of Revenue (DOR) is providing the **estimated** shared revenue amounts your local government will receive in 2025 under current state law for county and municipal aid, supplemental county and municipal aid, utility aid and the expenditure restraint incentive program. This does not include adjustments, shown on the July and November payment notices.

District	VILLAGE OF HUSTLER	County	JUNEAU	Co-muni code	29-136
-----------------	--------------------	---------------	--------	---------------------	--------

Estimate Information

For an explanation of each aid payment listed below, review the additional information in this notice.

2025 Original Estimate	
1. County and municipal aid	\$50,415.58
2. Utility aid	\$0.00
3. Supplemental county and municipal aid	\$33,458.87
4. Expenditure restraint incentive program	\$0.00
5. Total Estimated 2025 Payments (sum of Lines 1-4)	\$83,874.45

Payment Information

Your local government will receive two distributions in 2025 :

- July 28, 2025: 15% of Line 1, 2, and 3 and 100% of Line 4 (*shown above*)
- November 17, 2025: balance of your 2025 aid payments

County and Municipal Aid

Under state law, the county and municipal aid paid to each county and municipality must be equal to the amount determined in 2012 (sec. 79.036, Wis. Stats.) and adjusted for fallen protective services insurance reimbursement (sec. 79.036(4), Wis. Stats.).

County and Municipal Aid Calculation	
1. Prior year county and municipal aid	\$49,285.65
2. Increase due to sales tax revenue, including adjustments (<i>district changes</i>)	\$1,133.57
3. Fallen protective services insurance adjustment	-\$3.64
4. Fallen protective services insurance reimbursement (<i>reported to DOR</i>)	\$0.00
5. Total County and Municipal Aid (sum of Lines 1-4)	\$50,415.58

Utility Aid

- Under state law, utility aid is distributed to each county and municipality where tax-exempt utility property is located (sec. 79.04, Wis. Stats.)
- Utility companies report utility property information to DOR annually
- DOR uses the provided information to accurately calculate utility aid (*shown below*)

Utility Aid Calculation	
1. Net book value, <i>as of December 31, 2024 (including expected additions/retirements)</i>	\$0.00
2. Total net book value payment	\$0.00
3. Minimum payment	\$0.00
4. Megawatt capacity	0.0
5. Megawatt capacity payment	\$0.00
6. Closed/decommissioned production plant (phased down) payment	\$0.00
7. Subtotal (<i>sum of Lines 2, 3, 5 and 6</i>)	\$0.00
8. Population cap	\$68,000.00
9. Adjusted subtotal (<i>lesser of Line 7 or Line 8</i>)	\$0.00
10. Adjacent site incentive payment	\$0.00
11. Baseload incentive payment	\$0.00
12. Co-generation incentive payment	\$0.00
13. Alternative energy incentive payment	\$0.00
14. Total incentive payments (<i>sum of Lines 10 through 13</i>)	\$0.00
15. Spent nuclear fuel payment	\$0.00
16. Total Utility Aid – this is the utility aid payment listed on the front of the estimate (<i>sum of Lines 9, 14 and 15</i>)	\$0.00

Supplemental County and Municipal Aid

- Under state law, supplemental county and municipal aid paid to each county and municipality is determined by 2023 Wisconsin Act 12 (sec. 79.037, Wis. Stats.)
- For detailed information, review [county and municipal aid spreadsheet](#)

Supplemental County and Municipal Aid Calculation	
1. Prior year supplemental county and municipal aid	\$32,706.62
2. Increase due to sales tax revenue including adjustments (<i>district changes</i>)	\$752.25
3. Total Supplemental County and Municipal Aid (<i>sum of Lines 1 and 2</i>)	\$33,458.87

Expenditure Restraint Incentive Program

- Only municipalities are eligible to receive Expenditure Restraint Incentive Program (ERIP) payments
- Under state law, in 2025, each municipality will receive a payment that is equal to the amount of the payment received by the municipality in 2024 (sec. 79.05(4), Wis. Stats., from 2023 WI Act 12 – notwithstanding subs. (2) and (3))

Contact Information

If you have questions, contact us at lgs@wisconsin.gov, (608) 266-8618 or (608) 261-5167.



State of Wisconsin • DEPARTMENT OF REVENUE

DIVISION OF STATE AND LOCAL FINANCE • BUREAU OF LOCAL GOVERNMENT SERVICES • 2135 RIMROCK RD MADISON, WI 53713

Mailing Address:
PO Box 8971 #6-97
Madison WI 53708-8971
Fax: (608) 264-6887
lgs@wisconsin.gov

September 13, 2024

MICHELLE KLEIN
VILLAGE OF LYNDON STATION
PO BOX 408
LYNDON STATION WI 53944-0408

Notice of Shared Revenue – 2025 Original Estimate

Notice Information

The Wisconsin Department of Revenue (DOR) is providing the **estimated** shared revenue amounts your local government will receive in 2025 under current state law for county and municipal aid, supplemental county and municipal aid, utility aid and the expenditure restraint incentive program. This does not include adjustments, shown on the July and November payment notices.

District	VILLAGE OF LYNDON STATION	County	JUNEAU	Co-muni code	29-146
-----------------	---------------------------	---------------	--------	---------------------	--------

Estimate Information

For an explanation of each aid payment listed below, review the additional information in this notice.

2025 Original Estimate	
1. County and municipal aid	\$136,643.46
2. Utility aid	\$12,476.74
3. Supplemental county and municipal aid	\$39,218.40
4. Expenditure restraint incentive program	\$0.00
5. Total Estimated 2025 Payments (sum of Lines 1-4)	\$188,338.60

Payment Information

Your local government will receive two distributions in 2025 :

- July 28, 2025: 15% of Line 1, 2, and 3 and 100% of Line 4 (*shown above*)
- November 17, 2025: balance of your 2025 aid payments

County and Municipal Aid

Under state law, the county and municipal aid paid to each county and municipality must be equal to the amount determined in 2012 (sec. 79.036, Wis. Stats.) and adjusted for fallen protective services insurance reimbursement (sec. 79.036(4), Wis. Stats.).

County and Municipal Aid Calculation	
1. Prior year county and municipal aid	\$133,580.97
2. Increase due to sales tax revenue, including adjustments (<i>district changes</i>)	\$3,072.36
3. Fallen protective services insurance adjustment	-\$9.87
4. Fallen protective services insurance reimbursement (<i>reported to DOR</i>)	\$0.00
5. Total County and Municipal Aid (sum of Lines 1-4)	\$136,643.46

Utility Aid

- Under state law, utility aid is distributed to each county and municipality where tax-exempt utility property is located (sec. 79.04, Wis. Stats.)
- Utility companies report utility property information to DOR annually
- DOR uses the provided information to accurately calculate utility aid (*shown below*)

Utility Aid Calculation	
1. Net book value, <i>as of December 31, 2024 (including expected additions/retirements)</i>	\$2,079,456.00
2. Total net book value payment	\$12,476.74
3. Minimum payment	\$0.00
4. Megawatt capacity	0.0
5. Megawatt capacity payment	\$0.00
6. Closed/decommissioned production plant (phased down) payment	\$0.00
7. Subtotal (<i>sum of Lines 2, 3, 5 and 6</i>)	\$12,476.74
8. Population cap	\$207,400.00
9. Adjusted subtotal (<i>lesser of Line 7 or Line 8</i>)	\$12,476.74
10. Adjacent site incentive payment	\$0.00
11. Baseload incentive payment	\$0.00
12. Co-generation incentive payment	\$0.00
13. Alternative energy incentive payment	\$0.00
14. Total incentive payments (<i>sum of Lines 10 through 13</i>)	\$0.00
15. Spent nuclear fuel payment	\$0.00
16. Total Utility Aid – this is the utility aid payment listed on the front of the estimate (<i>sum of Lines 9, 14 and 15</i>)	\$12,476.74

Supplemental County and Municipal Aid

- Under state law, supplemental county and municipal aid paid to each county and municipality is determined by 2023 Wisconsin Act 12 (sec. 79.037, Wis. Stats.)
- For detailed information, review [county and municipal aid spreadsheet](#)

Supplemental County and Municipal Aid Calculation	
1. Prior year supplemental county and municipal aid	\$38,336.66
2. Increase due to sales tax revenue including adjustments (<i>district changes</i>)	\$881.74
3. Total Supplemental County and Municipal Aid (<i>sum of Lines 1 and 2</i>)	\$39,218.40

Expenditure Restraint Incentive Program

- Only municipalities are eligible to receive Expenditure Restraint Incentive Program (ERIP) payments
- Under state law, in 2025, each municipality will receive a payment that is equal to the amount of the payment received by the municipality in 2024 (sec. 79.05(4), Wis. Stats., from 2023 WI Act 12 – notwithstanding subs. (2) and (3))

Contact Information

If you have questions, contact us at lgs@wisconsin.gov, (608) 266-8618 or (608) 261-5167.



State of Wisconsin • DEPARTMENT OF REVENUE

DIVISION OF STATE AND LOCAL FINANCE • BUREAU OF LOCAL GOVERNMENT SERVICES • 2135 RIMROCK RD MADISON, WI 53713

Mailing Address:
PO Box 8971 #6-97
Madison WI 53708-8971
Fax: (608) 264-6887
lgs@wisconsin.gov

September 13, 2024

ROGER HERRIED
VILLAGE OF NECEDAH
PO BOX 371, 101 CENTER ST
NECEDAH WI 54646-0371

Notice of Shared Revenue – 2025 Original Estimate

Notice Information

The Wisconsin Department of Revenue (DOR) is providing the **estimated** shared revenue amounts your local government will receive in 2025 under current state law for county and municipal aid, supplemental county and municipal aid, utility aid and the expenditure restraint incentive program. This does not include adjustments, shown on the July and November payment notices.

District	VILLAGE OF NECEDAH	County	JUNEAU	Co-muni code	29-161
-----------------	--------------------	---------------	--------	---------------------	--------

Estimate Information

For an explanation of each aid payment listed below, review the additional information in this notice.

2025 Original Estimate	
1. County and municipal aid	\$212,611.81
2. Utility aid	\$1,526.07
3. Supplemental county and municipal aid	\$46,985.64
4. Expenditure restraint incentive program	\$27,077.38
5. Total Estimated 2025 Payments (sum of Lines 1-4)	\$288,200.90

Payment Information

Your local government will receive two distributions in 2025 :

- July 28, 2025: 15% of Line 1, 2, and 3 and 100% of Line 4 (*shown above*)
- November 17, 2025: balance of your 2025 aid payments

County and Municipal Aid

Under state law, the county and municipal aid paid to each county and municipality must be equal to the amount determined in 2012 (sec. 79.036, Wis. Stats.) and adjusted for fallen protective services insurance reimbursement (sec. 79.036(4), Wis. Stats.).

County and Municipal Aid Calculation	
1. Prior year county and municipal aid	\$207,846.70
2. Increase due to sales tax revenue, including adjustments (<i>district changes</i>)	\$4,780.47
3. Fallen protective services insurance adjustment	-\$15.36
4. Fallen protective services insurance reimbursement (<i>reported to DOR</i>)	\$0.00
5. Total County and Municipal Aid (sum of Lines 1-4)	\$212,611.81

Utility Aid

- Under state law, utility aid is distributed to each county and municipality where tax-exempt utility property is located (sec. 79.04, Wis. Stats.)
- Utility companies report utility property information to DOR annually
- DOR uses the provided information to accurately calculate utility aid (*shown below*)

Utility Aid Calculation	
1. Net book value, <i>as of December 31, 2024 (including expected additions/retirements)</i>	\$254,345.00
2. Total net book value payment	\$1,526.07
3. Minimum payment	\$0.00
4. Megawatt capacity	0.0
5. Megawatt capacity payment	\$0.00
6. Closed/decommissioned production plant (phased down) payment	\$0.00
7. Subtotal (<i>sum of Lines 2, 3, 5 and 6</i>)	\$1,526.07
8. Population cap	\$405,025.00
9. Adjusted subtotal (<i>lesser of Line 7 or Line 8</i>)	\$1,526.07
10. Adjacent site incentive payment	\$0.00
11. Baseload incentive payment	\$0.00
12. Co-generation incentive payment	\$0.00
13. Alternative energy incentive payment	\$0.00
14. Total incentive payments (<i>sum of Lines 10 through 13</i>)	\$0.00
15. Spent nuclear fuel payment	\$0.00
16. Total Utility Aid – this is the utility aid payment listed on the front of the estimate (<i>sum of Lines 9, 14 and 15</i>)	\$1,526.07

Supplemental County and Municipal Aid

- Under state law, supplemental county and municipal aid paid to each county and municipality is determined by 2023 Wisconsin Act 12 (sec. 79.037, Wis. Stats.)
- For detailed information, review [county and municipal aid spreadsheet](#)

Supplemental County and Municipal Aid Calculation	
1. Prior year supplemental county and municipal aid	\$45,929.27
2. Increase due to sales tax revenue including adjustments (<i>district changes</i>)	\$1,056.37
3. Total Supplemental County and Municipal Aid (<i>sum of Lines 1 and 2</i>)	\$46,985.64

Expenditure Restraint Incentive Program

- Only municipalities are eligible to receive Expenditure Restraint Incentive Program (ERIP) payments
- Under state law, in 2025, each municipality will receive a payment that is equal to the amount of the payment received by the municipality in 2024 (sec. 79.05(4), Wis. Stats., from 2023 WI Act 12 – notwithstanding subs. (2) and (3))

Contact Information

If you have questions, contact us at lgs@wisconsin.gov, (608) 266-8618 or (608) 261-5167.



State of Wisconsin • DEPARTMENT OF REVENUE

DIVISION OF STATE AND LOCAL FINANCE • BUREAU OF LOCAL GOVERNMENT SERVICES • 2135 RIMROCK RD MADISON, WI 53713

Mailing Address:
PO Box 8971 #6-97
Madison WI 53708-8971
Fax: (608) 264-6887
lgs@wisconsin.gov

September 13, 2024

ROBIN LAUBSCHER
VILLAGE OF UNION CENTER
PO BOX 96, 339 HIGH ST
UNION CENTER WI 53962-0096

Notice of Shared Revenue – 2025 Original Estimate

Notice Information

The Wisconsin Department of Revenue (DOR) is providing the **estimated** shared revenue amounts your local government will receive in 2025 under current state law for county and municipal aid, supplemental county and municipal aid, utility aid and the expenditure restraint incentive program. This does not include adjustments, shown on the July and November payment notices.

District	VILLAGE OF UNION CENTER	County	JUNEAU	Co-muni code	29-186
-----------------	-------------------------	---------------	--------	---------------------	--------

Estimate Information

For an explanation of each aid payment listed below, review the additional information in this notice.

2025 Original Estimate	
1. County and municipal aid	\$64,732.81
2. Utility aid	\$19,024.02
3. Supplemental county and municipal aid	\$34,576.58
4. Expenditure restraint incentive program	\$0.00
5. Total Estimated 2025 Payments (sum of Lines 1-4)	\$118,333.41

Payment Information

Your local government will receive two distributions in 2025 :

- July 28, 2025: 15% of Line 1, 2, and 3 and 100% of Line 4 (*shown above*)
- November 17, 2025: balance of your 2025 aid payments

County and Municipal Aid

Under state law, the county and municipal aid paid to each county and municipality must be equal to the amount determined in 2012 (sec. 79.036, Wis. Stats.) and adjusted for fallen protective services insurance reimbursement (sec. 79.036(4), Wis. Stats.).

County and Municipal Aid Calculation	
1. Prior year county and municipal aid	\$63,282.00
2. Increase due to sales tax revenue, including adjustments (<i>district changes</i>)	\$1,455.49
3. Fallen protective services insurance adjustment	-\$4.68
4. Fallen protective services insurance reimbursement (<i>reported to DOR</i>)	\$0.00
5. Total County and Municipal Aid (sum of Lines 1-4)	\$64,732.81

Utility Aid

- Under state law, utility aid is distributed to each county and municipality where tax-exempt utility property is located (sec. 79.04, Wis. Stats.)
- Utility companies report utility property information to DOR annually
- DOR uses the provided information to accurately calculate utility aid (*shown below*)

Utility Aid Calculation	
1. Net book value, <i>as of December 31, 2024 (including expected additions/retirements)</i>	\$3,170,670.00
2. Total net book value payment	\$19,024.02
3. Minimum payment	\$0.00
4. Megawatt capacity	0.0
5. Megawatt capacity payment	\$0.00
6. Closed/decommissioned production plant (phased down) payment	\$0.00
7. Subtotal (<i>sum of Lines 2, 3, 5 and 6</i>)	\$19,024.02
8. Population cap	\$92,650.00
9. Adjusted subtotal (<i>lesser of Line 7 or Line 8</i>)	\$19,024.02
10. Adjacent site incentive payment	\$0.00
11. Baseload incentive payment	\$0.00
12. Co-generation incentive payment	\$0.00
13. Alternative energy incentive payment	\$0.00
14. Total incentive payments (<i>sum of Lines 10 through 13</i>)	\$0.00
15. Spent nuclear fuel payment	\$0.00
16. Total Utility Aid – this is the utility aid payment listed on the front of the estimate (<i>sum of Lines 9, 14 and 15</i>)	\$19,024.02

Supplemental County and Municipal Aid

- Under state law, supplemental county and municipal aid paid to each county and municipality is determined by 2023 Wisconsin Act 12 (sec. 79.037, Wis. Stats.)
- For detailed information, review [county and municipal aid spreadsheet](#)

Supplemental County and Municipal Aid Calculation	
1. Prior year supplemental county and municipal aid	\$33,799.20
2. Increase due to sales tax revenue including adjustments (<i>district changes</i>)	\$777.38
3. Total Supplemental County and Municipal Aid (<i>sum of Lines 1 and 2</i>)	\$34,576.58

Expenditure Restraint Incentive Program

- Only municipalities are eligible to receive Expenditure Restraint Incentive Program (ERIP) payments
- Under state law, in 2025, each municipality will receive a payment that is equal to the amount of the payment received by the municipality in 2024 (sec. 79.05(4), Wis. Stats., from 2023 WI Act 12 – notwithstanding subs. (2) and (3))

Contact Information

If you have questions, contact us at lgs@wisconsin.gov, (608) 266-8618 or (608) 261-5167.



State of Wisconsin • DEPARTMENT OF REVENUE

DIVISION OF STATE AND LOCAL FINANCE • BUREAU OF LOCAL GOVERNMENT SERVICES • 2135 RIMROCK RD MADISON, WI 53713

Mailing Address:
PO Box 8971 #6-97
Madison WI 53708-8971
Fax: (608) 264-6887
lgs@wisconsin.gov

September 13, 2024

LEE KUCHER
VILLAGE OF WONEWOC
200 WEST STREET
PO BOX 37
WONEWOC WI 53968

Notice of Shared Revenue – 2025 Original Estimate

Notice Information

The Wisconsin Department of Revenue (DOR) is providing the **estimated** shared revenue amounts your local government will receive in 2025 under current state law for county and municipal aid, supplemental county and municipal aid, utility aid and the expenditure restraint incentive program. This does not include adjustments, shown on the July and November payment notices.

District	VILLAGE OF WONEWOC	County	JUNEAU	Co-muni code	29-191
-----------------	--------------------	---------------	--------	---------------------	--------

Estimate Information

For an explanation of each aid payment listed below, review the additional information in this notice.

2025 Original Estimate	
1. County and municipal aid	\$260,521.47
2. Utility aid	\$833.30
3. Supplemental county and municipal aid	\$52,112.12
4. Expenditure restraint incentive program	\$2,214.21
5. Total Estimated 2025 Payments (sum of Lines 1-4)	\$315,681.10

Payment Information

Your local government will receive two distributions in 2025 :

- July 28, 2025: 15% of Line 1, 2, and 3 and 100% of Line 4 (*shown above*)
- November 17, 2025: balance of your 2025 aid payments

County and Municipal Aid

Under state law, the county and municipal aid paid to each county and municipality must be equal to the amount determined in 2012 (sec. 79.036, Wis. Stats.) and adjusted for fallen protective services insurance reimbursement (sec. 79.036(4), Wis. Stats.).

County and Municipal Aid Calculation	
1. Prior year county and municipal aid	\$254,682.59
2. Increase due to sales tax revenue, including adjustments (<i>district changes</i>)	\$5,857.70
3. Fallen protective services insurance adjustment	-\$18.82
4. Fallen protective services insurance reimbursement (<i>reported to DOR</i>)	\$0.00
5. Total County and Municipal Aid (sum of Lines 1-4)	\$260,521.47

Utility Aid

- Under state law, utility aid is distributed to each county and municipality where tax-exempt utility property is located (sec. 79.04, Wis. Stats.)
- Utility companies report utility property information to DOR annually
- DOR uses the provided information to accurately calculate utility aid (*shown below*)

Utility Aid Calculation	
1. Net book value, <i>as of December 31, 2024 (including expected additions/retirements)</i>	\$138,884.00
2. Total net book value payment	\$833.30
3. Minimum payment	\$0.00
4. Megawatt capacity	0.0
5. Megawatt capacity payment	\$0.00
6. Closed/decommissioned production plant (phased down) payment	\$0.00
7. Subtotal (<i>sum of Lines 2, 3, 5 and 6</i>)	\$833.30
8. Population cap	\$311,525.00
9. Adjusted subtotal (<i>lesser of Line 7 or Line 8</i>)	\$833.30
10. Adjacent site incentive payment	\$0.00
11. Baseload incentive payment	\$0.00
12. Co-generation incentive payment	\$0.00
13. Alternative energy incentive payment	\$0.00
14. Total incentive payments (<i>sum of Lines 10 through 13</i>)	\$0.00
15. Spent nuclear fuel payment	\$0.00
16. Total Utility Aid – this is the utility aid payment listed on the front of the estimate (<i>sum of Lines 9, 14 and 15</i>)	\$833.30

Supplemental County and Municipal Aid

- Under state law, supplemental county and municipal aid paid to each county and municipality is determined by 2023 Wisconsin Act 12 (sec. 79.037, Wis. Stats.)
- For detailed information, review [county and municipal aid spreadsheet](#)

Supplemental County and Municipal Aid Calculation	
1. Prior year supplemental county and municipal aid	\$50,940.49
2. Increase due to sales tax revenue including adjustments (<i>district changes</i>)	\$1,171.63
3. Total Supplemental County and Municipal Aid (<i>sum of Lines 1 and 2</i>)	\$52,112.12

Expenditure Restraint Incentive Program

- Only municipalities are eligible to receive Expenditure Restraint Incentive Program (ERIP) payments
- Under state law, in 2025, each municipality will receive a payment that is equal to the amount of the payment received by the municipality in 2024 (sec. 79.05(4), Wis. Stats., from 2023 WI Act 12 – notwithstanding subs. (2) and (3))

Contact Information

If you have questions, contact us at lgs@wisconsin.gov, (608) 266-8618 or (608) 261-5167.



State of Wisconsin • DEPARTMENT OF REVENUE

DIVISION OF STATE AND LOCAL FINANCE • BUREAU OF LOCAL GOVERNMENT SERVICES • 2135 RIMROCK RD MADISON, WI 53713

Mailing Address:
PO Box 8971 #6-97
Madison WI 53708-8971
Fax: (608) 264-6887
lgs@wisconsin.gov

September 13, 2024

LYNN THORSON
CITY OF ELROY
1717 OMAHA STREET
ELROY WI 53929-1251

Notice of Shared Revenue – 2025 Original Estimate

Notice Information

The Wisconsin Department of Revenue (DOR) is providing the **estimated** shared revenue amounts your local government will receive in 2025 under current state law for county and municipal aid, supplemental county and municipal aid, utility aid and the expenditure restraint incentive program. This does not include adjustments, shown on the July and November payment notices.

District	CITY OF ELROY	County	JUNEAU	Co-muni code	29-221
-----------------	---------------	---------------	--------	---------------------	--------

Estimate Information

For an explanation of each aid payment listed below, review the additional information in this notice.

2025 Original Estimate	
1. County and municipal aid	\$584,507.98
2. Utility aid	\$1,535.20
3. Supplemental county and municipal aid	\$116,919.16
4. Expenditure restraint incentive program	\$28,709.45
5. Total Estimated 2025 Payments (sum of Lines 1-4)	\$731,671.79

Payment Information

Your local government will receive two distributions in 2025 :

- July 28, 2025: 15% of Line 1, 2, and 3 and 100% of Line 4 (*shown above*)
- November 17, 2025: balance of your 2025 aid payments

County and Municipal Aid

Under state law, the county and municipal aid paid to each county and municipality must be equal to the amount determined in 2012 (sec. 79.036, Wis. Stats.) and adjusted for fallen protective services insurance reimbursement (sec. 79.036(4), Wis. Stats.).

County and Municipal Aid Calculation	
1. Prior year county and municipal aid	\$571,407.83
2. Increase due to sales tax revenue, including adjustments (<i>district changes</i>)	\$13,142.38
3. Fallen protective services insurance adjustment	-\$42.23
4. Fallen protective services insurance reimbursement (<i>reported to DOR</i>)	\$0.00
5. Total County and Municipal Aid (sum of Lines 1-4)	\$584,507.98

Utility Aid

- Under state law, utility aid is distributed to each county and municipality where tax-exempt utility property is located (sec. 79.04, Wis. Stats.)
- Utility companies report utility property information to DOR annually
- DOR uses the provided information to accurately calculate utility aid (*shown below*)

Utility Aid Calculation	
1. Net book value, <i>as of December 31, 2024 (including expected additions/retirements)</i>	\$255,867.00
2. Total net book value payment	\$1,535.20
3. Minimum payment	\$0.00
4. Megawatt capacity	0.0
5. Megawatt capacity payment	\$0.00
6. Closed/decommissioned production plant (phased down) payment	\$0.00
7. Subtotal (<i>sum of Lines 2, 3, 5 and 6</i>)	\$1,535.20
8. Population cap	\$535,925.00
9. Adjusted subtotal (<i>lesser of Line 7 or Line 8</i>)	\$1,535.20
10. Adjacent site incentive payment	\$0.00
11. Baseload incentive payment	\$0.00
12. Co-generation incentive payment	\$0.00
13. Alternative energy incentive payment	\$0.00
14. Total incentive payments (<i>sum of Lines 10 through 13</i>)	\$0.00
15. Spent nuclear fuel payment	\$0.00
16. Total Utility Aid – this is the utility aid payment listed on the front of the estimate (<i>sum of Lines 9, 14 and 15</i>)	\$1,535.20

Supplemental County and Municipal Aid

- Under state law, supplemental county and municipal aid paid to each county and municipality is determined by 2023 Wisconsin Act 12 (sec. 79.037, Wis. Stats.)
- For detailed information, review [county and municipal aid spreadsheet](#)

Supplemental County and Municipal Aid Calculation	
1. Prior year supplemental county and municipal aid	\$114,290.48
2. Increase due to sales tax revenue including adjustments (<i>district changes</i>)	\$2,628.68
3. Total Supplemental County and Municipal Aid (<i>sum of Lines 1 and 2</i>)	\$116,919.16

Expenditure Restraint Incentive Program

- Only municipalities are eligible to receive Expenditure Restraint Incentive Program (ERIP) payments
- Under state law, in 2025, each municipality will receive a payment that is equal to the amount of the payment received by the municipality in 2024 (sec. 79.05(4), Wis. Stats., from 2023 WI Act 12 – notwithstanding subs. (2) and (3))

Contact Information

If you have questions, contact us at lgs@wisconsin.gov, (608) 266-8618 or (608) 261-5167.



State of Wisconsin • DEPARTMENT OF REVENUE

DIVISION OF STATE AND LOCAL FINANCE • BUREAU OF LOCAL GOVERNMENT SERVICES • 2135 RIMROCK RD MADISON, WI 53713

Mailing Address:
PO Box 8971 #6-97
Madison WI 53708-8971
Fax: (608) 264-6887
lgs@wisconsin.gov

September 13, 2024

DARON HAUGH
CITY OF MAUSTON
303 MANSION ST
MAUSTON WI 53948-1329

Notice of Shared Revenue – 2025 Original Estimate

Notice Information

The Wisconsin Department of Revenue (DOR) is providing the **estimated** shared revenue amounts your local government will receive in 2025 under current state law for county and municipal aid, supplemental county and municipal aid, utility aid and the expenditure restraint incentive program. This does not include adjustments, shown on the July and November payment notices.

District	CITY OF MAUSTON	County	JUNEAU	Co-muni code	29-251
-----------------	-----------------	---------------	--------	---------------------	--------

Estimate Information

For an explanation of each aid payment listed below, review the additional information in this notice.

2025 Original Estimate	
1. County and municipal aid	\$1,033,573.45
2. Utility aid	\$34,652.95
3. Supplemental county and municipal aid	\$206,745.75
4. Expenditure restraint incentive program	\$0.00
5. Total Estimated 2025 Payments (sum of Lines 1-4)	\$1,274,972.15

Payment Information

Your local government will receive two distributions in 2025 :

- July 28, 2025: 15% of Line 1, 2, and 3 and 100% of Line 4 (*shown above*)
- November 17, 2025: balance of your 2025 aid payments

County and Municipal Aid

Under state law, the county and municipal aid paid to each county and municipality must be equal to the amount determined in 2012 (sec. 79.036, Wis. Stats.) and adjusted for fallen protective services insurance reimbursement (sec. 79.036(4), Wis. Stats.).

County and Municipal Aid Calculation	
1. Prior year county and municipal aid	\$1,010,408.72
2. Increase due to sales tax revenue, including adjustments (<i>district changes</i>)	\$23,239.40
3. Fallen protective services insurance adjustment	-\$74.67
4. Fallen protective services insurance reimbursement (<i>reported to DOR</i>)	\$0.00
5. Total County and Municipal Aid (sum of Lines 1-4)	\$1,033,573.45

Utility Aid

- Under state law, utility aid is distributed to each county and municipality where tax-exempt utility property is located (sec. 79.04, Wis. Stats.)
- Utility companies report utility property information to DOR annually
- DOR uses the provided information to accurately calculate utility aid (*shown below*)

Utility Aid Calculation	
1. Net book value, <i>as of December 31, 2024 (including expected additions/retirements)</i>	\$5,775,491.00
2. Total net book value payment	\$34,652.95
3. Minimum payment	\$0.00
4. Megawatt capacity	0.0
5. Megawatt capacity payment	\$0.00
6. Closed/decommissioned production plant (phased down) payment	\$0.00
7. Subtotal (<i>sum of Lines 2, 3, 5 and 6</i>)	\$34,652.95
8. Population cap	\$1,782,875.00
9. Adjusted subtotal (<i>lesser of Line 7 or Line 8</i>)	\$34,652.95
10. Adjacent site incentive payment	\$0.00
11. Baseload incentive payment	\$0.00
12. Co-generation incentive payment	\$0.00
13. Alternative energy incentive payment	\$0.00
14. Total incentive payments (<i>sum of Lines 10 through 13</i>)	\$0.00
15. Spent nuclear fuel payment	\$0.00
16. Total Utility Aid – this is the utility aid payment listed on the front of the estimate (<i>sum of Lines 9, 14 and 15</i>)	\$34,652.95

Supplemental County and Municipal Aid

- Under state law, supplemental county and municipal aid paid to each county and municipality is determined by 2023 Wisconsin Act 12 (sec. 79.037, Wis. Stats.)
- For detailed information, review [county and municipal aid spreadsheet](#)

Supplemental County and Municipal Aid Calculation	
1. Prior year supplemental county and municipal aid	\$202,097.51
2. Increase due to sales tax revenue including adjustments (<i>district changes</i>)	\$4,648.24
3. Total Supplemental County and Municipal Aid (<i>sum of Lines 1 and 2</i>)	\$206,745.75

Expenditure Restraint Incentive Program

- Only municipalities are eligible to receive Expenditure Restraint Incentive Program (ERIP) payments
- Under state law, in 2025, each municipality will receive a payment that is equal to the amount of the payment received by the municipality in 2024 (sec. 79.05(4), Wis. Stats., from 2023 WI Act 12 – notwithstanding subs. (2) and (3))

Contact Information

If you have questions, contact us at lgs@wisconsin.gov, (608) 266-8618 or (608) 261-5167.



State of Wisconsin • DEPARTMENT OF REVENUE

DIVISION OF STATE AND LOCAL FINANCE • BUREAU OF LOCAL GOVERNMENT SERVICES • 2135 RIMROCK RD MADISON, WI 53713

Mailing Address:
PO Box 8971 #6-97
Madison WI 53708-8971
Fax: (608) 264-6887
lgs@wisconsin.gov

September 13, 2024

JEN PEDERSEN
CITY OF NEW LISBON
PO BOX 218
NEW LISBON WI 53950-0218

Notice of Shared Revenue – 2025 Original Estimate

Notice Information

The Wisconsin Department of Revenue (DOR) is providing the **estimated** shared revenue amounts your local government will receive in 2025 under current state law for county and municipal aid, supplemental county and municipal aid, utility aid and the expenditure restraint incentive program. This does not include adjustments, shown on the July and November payment notices.

District	CITY OF NEW LISBON	County	JUNEAU	Co-muni code	29-261
-----------------	--------------------	---------------	--------	---------------------	--------

Estimate Information

For an explanation of each aid payment listed below, review the additional information in this notice.

2025 Original Estimate	
1. County and municipal aid	\$581,081.24
2. Utility aid	\$1,607.14
3. Supplemental county and municipal aid	\$116,233.71
4. Expenditure restraint incentive program	\$11,338.14
5. Total Estimated 2025 Payments (sum of Lines 1-4)	\$710,260.23

Payment Information

Your local government will receive two distributions in 2025 :

- July 28, 2025: 15% of Line 1, 2, and 3 and 100% of Line 4 (*shown above*)
- November 17, 2025: balance of your 2025 aid payments

County and Municipal Aid

Under state law, the county and municipal aid paid to each county and municipality must be equal to the amount determined in 2012 (sec. 79.036, Wis. Stats.) and adjusted for fallen protective services insurance reimbursement (sec. 79.036(4), Wis. Stats.).

County and Municipal Aid Calculation	
1. Prior year county and municipal aid	\$568,057.89
2. Increase due to sales tax revenue, including adjustments (<i>district changes</i>)	\$13,065.33
3. Fallen protective services insurance adjustment	-\$41.98
4. Fallen protective services insurance reimbursement (<i>reported to DOR</i>)	\$0.00
5. Total County and Municipal Aid (sum of Lines 1-4)	\$581,081.24

Utility Aid

- Under state law, utility aid is distributed to each county and municipality where tax-exempt utility property is located (sec. 79.04, Wis. Stats.)
- Utility companies report utility property information to DOR annually
- DOR uses the provided information to accurately calculate utility aid (*shown below*)

Utility Aid Calculation	
1. Net book value, <i>as of December 31, 2024 (including expected additions/retirements)</i>	\$267,856.00
2. Total net book value payment	\$1,607.14
3. Minimum payment	\$0.00
4. Megawatt capacity	0.0
5. Megawatt capacity payment	\$0.00
6. Closed/decommissioned production plant (phased down) payment	\$0.00
7. Subtotal (<i>sum of Lines 2, 3, 5 and 6</i>)	\$1,607.14
8. Population cap	\$1,113,500.00
9. Adjusted subtotal (<i>lesser of Line 7 or Line 8</i>)	\$1,607.14
10. Adjacent site incentive payment	\$0.00
11. Baseload incentive payment	\$0.00
12. Co-generation incentive payment	\$0.00
13. Alternative energy incentive payment	\$0.00
14. Total incentive payments (<i>sum of Lines 10 through 13</i>)	\$0.00
15. Spent nuclear fuel payment	\$0.00
16. Total Utility Aid – this is the utility aid payment listed on the front of the estimate (<i>sum of Lines 9, 14 and 15</i>)	\$1,607.14

Supplemental County and Municipal Aid

- Under state law, supplemental county and municipal aid paid to each county and municipality is determined by 2023 Wisconsin Act 12 (sec. 79.037, Wis. Stats.)
- For detailed information, review [county and municipal aid spreadsheet](#)

Supplemental County and Municipal Aid Calculation	
1. Prior year supplemental county and municipal aid	\$113,620.44
2. Increase due to sales tax revenue including adjustments (<i>district changes</i>)	\$2,613.27
3. Total Supplemental County and Municipal Aid (<i>sum of Lines 1 and 2</i>)	\$116,233.71

Expenditure Restraint Incentive Program

- Only municipalities are eligible to receive Expenditure Restraint Incentive Program (ERIP) payments
- Under state law, in 2025, each municipality will receive a payment that is equal to the amount of the payment received by the municipality in 2024 (sec. 79.05(4), Wis. Stats., from 2023 WI Act 12 – notwithstanding subs. (2) and (3))

Contact Information

If you have questions, contact us at lgs@wisconsin.gov, (608) 266-8618 or (608) 261-5167.



State of Wisconsin • DEPARTMENT OF REVENUE

DIVISION OF STATE AND LOCAL FINANCE • BUREAU OF LOCAL GOVERNMENT SERVICES • 2135 RIMROCK RD MADISON, WI 53713

Mailing Address:
PO Box 8971 #6-97
Madison WI 53708-8971
Fax: (608) 264-6887
lgs@wisconsin.gov

September 13, 2024

TERRI TREPTOW
COUNTY OF JUNEAU
212 EAST STATE ST
MAUSTON WI 53948

Notice of Shared Revenue – 2025 Original Estimate

Notice Information

The Wisconsin Department of Revenue (DOR) is providing the **estimated** shared revenue amounts your local government will receive in 2025 under current state law for county and municipal aid, supplemental county and municipal aid, utility aid and the expenditure restraint incentive program. This does not include adjustments, shown on the July and November payment notices.

District	COUNTY OF JUNEAU	County	JUNEAU	Co-muni code	29-999
-----------------	------------------	---------------	--------	---------------------	--------

Estimate Information

For an explanation of each aid payment listed below, review the additional information in this notice.

2025 Original Estimate	
1. County and municipal aid	\$960,998.18
2. Utility aid	\$156,958.54
3. Supplemental county and municipal aid	\$641,863.60
4. Expenditure restraint incentive program	\$0.00
5. Total Estimated 2025 Payments (sum of Lines 1-4)	\$1,759,820.32

Payment Information

Your local government will receive two distributions in 2025 :

- July 28, 2025: 15% of Line 1, 2, and 3 and 100% of Line 4 (*shown above*)
- November 17, 2025: balance of your 2025 aid payments

County and Municipal Aid

Under state law, the county and municipal aid paid to each county and municipality must be equal to the amount determined in 2012 (sec. 79.036, Wis. Stats.) and adjusted for fallen protective services insurance reimbursement (sec. 79.036(4), Wis. Stats.).

County and Municipal Aid Calculation	
1. Prior year county and municipal aid	\$939,460.03
2. Increase due to sales tax revenue, including adjustments (<i>district changes</i>)	\$21,607.58
3. Fallen protective services insurance adjustment	-\$69.43
4. Fallen protective services insurance reimbursement (<i>reported to DOR</i>)	\$0.00
5. Total County and Municipal Aid (sum of Lines 1-4)	\$960,998.18

Utility Aid

- Under state law, utility aid is distributed to each county and municipality where tax-exempt utility property is located (sec. 79.04, Wis. Stats.)
- Utility companies report utility property information to DOR annually
- DOR uses the provided information to accurately calculate utility aid (*shown below*)

Utility Aid Calculation	
1. Net book value, <i>as of December 31, 2024 (including expected additions/retirements)</i>	\$22,720,130.00
2. Total net book value payment	\$100,291.87
3. Minimum payment	\$0.00
4. Megawatt capacity	20.0
5. Megawatt capacity payment	\$26,666.67
6. Closed/decommissioned production plant (phased down) payment	\$0.00
7. Subtotal (<i>sum of Lines 2, 3, 5 and 6</i>)	\$126,958.54
8. Population cap	\$3,372,875.00
9. Adjusted subtotal (<i>lesser of Line 7 or Line 8</i>)	\$126,958.54
10. Adjacent site incentive payment	\$0.00
11. Baseload incentive payment	\$0.00
12. Co-generation incentive payment	\$0.00
13. Alternative energy incentive payment	\$30,000.00
14. Total incentive payments (<i>sum of Lines 10 through 13</i>)	\$30,000.00
15. Spent nuclear fuel payment	\$0.00
16. Total Utility Aid – this is the utility aid payment listed on the front of the estimate (<i>sum of Lines 9, 14 and 15</i>)	\$156,958.54

Supplemental County and Municipal Aid

- Under state law, supplemental county and municipal aid paid to each county and municipality is determined by 2023 Wisconsin Act 12 (sec. 79.037, Wis. Stats.)
- For detailed information, review [county and municipal aid spreadsheet](#)

Supplemental County and Municipal Aid Calculation	
1. Prior year supplemental county and municipal aid	\$627,432.65
2. Increase due to sales tax revenue including adjustments (<i>district changes</i>)	\$14,430.95
3. Total Supplemental County and Municipal Aid (<i>sum of Lines 1 and 2</i>)	\$641,863.60

Expenditure Restraint Incentive Program

- Only municipalities are eligible to receive Expenditure Restraint Incentive Program (ERIP) payments
- Under state law, in 2025, each municipality will receive a payment that is equal to the amount of the payment received by the municipality in 2024 (sec. 79.05(4), Wis. Stats., from 2023 WI Act 12 – notwithstanding subs. (2) and (3))

Contact Information

If you have questions, contact us at lgs@wisconsin.gov, (608) 266-8618 or (608) 261-5167.



State of Wisconsin • DEPARTMENT OF REVENUE

DIVISION OF STATE AND LOCAL FINANCE • BUREAU OF LOCAL GOVERNMENT SERVICES • 2135 RIMROCK RD MADISON, WI 53713

Mailing Address:
PO Box 8971 #6-97
Madison WI 53708-8971
Fax: (608) 264-6887
lgs@wisconsin.gov

September 13, 2024

ANGELA AXTON
TOWN OF BRIGHTON
PO BOX 249
KANSASVILLE WI 53139-0249

Notice of Shared Revenue – 2025 Original Estimate

Notice Information

The Wisconsin Department of Revenue (DOR) is providing the **estimated** shared revenue amounts your local government will receive in 2025 under current state law for county and municipal aid, supplemental county and municipal aid, utility aid and the expenditure restraint incentive program. This does not include adjustments, shown on the July and November payment notices.

District	TOWN OF BRIGHTON	County	KENOSHA	Co-muni code	30-002
-----------------	------------------	---------------	---------	---------------------	--------

Estimate Information

For an explanation of each aid payment listed below, review the additional information in this notice.

2025 Original Estimate	
1. County and municipal aid	\$17,998.28
2. Utility aid	\$0.00
3. Supplemental county and municipal aid	\$55,469.59
4. Expenditure restraint incentive program	\$0.00
5. Total Estimated 2025 Payments (sum of Lines 1-4)	\$73,467.87

Payment Information

Your local government will receive two distributions in 2025 :

- July 28, 2025: 15% of Line 1, 2, and 3 and 100% of Line 4 (*shown above*)
- November 17, 2025: balance of your 2025 aid payments

County and Municipal Aid

Under state law, the county and municipal aid paid to each county and municipality must be equal to the amount determined in 2012 (sec. 79.036, Wis. Stats.) and adjusted for fallen protective services insurance reimbursement (sec. 79.036(4), Wis. Stats.).

County and Municipal Aid Calculation	
1. Prior year county and municipal aid	\$17,594.90
2. Increase due to sales tax revenue, including adjustments (<i>district changes</i>)	\$404.68
3. Fallen protective services insurance adjustment	-\$1.30
4. Fallen protective services insurance reimbursement (<i>reported to DOR</i>)	\$0.00
5. Total County and Municipal Aid (sum of Lines 1-4)	\$17,998.28

Utility Aid

- Under state law, utility aid is distributed to each county and municipality where tax-exempt utility property is located (sec. 79.04, Wis. Stats.)
- Utility companies report utility property information to DOR annually
- DOR uses the provided information to accurately calculate utility aid (*shown below*)

Utility Aid Calculation	
1. Net book value, <i>as of December 31, 2024 (including expected additions/retirements)</i>	\$0.00
2. Total net book value payment	\$0.00
3. Minimum payment	\$0.00
4. Megawatt capacity	0.0
5. Megawatt capacity payment	\$0.00
6. Closed/decommissioned production plant (phased down) payment	\$0.00
7. Subtotal (<i>sum of Lines 2, 3, 5 and 6</i>)	\$0.00
8. Population cap	\$612,850.00
9. Adjusted subtotal (<i>lesser of Line 7 or Line 8</i>)	\$0.00
10. Adjacent site incentive payment	\$0.00
11. Baseload incentive payment	\$0.00
12. Co-generation incentive payment	\$0.00
13. Alternative energy incentive payment	\$0.00
14. Total incentive payments (<i>sum of Lines 10 through 13</i>)	\$0.00
15. Spent nuclear fuel payment	\$0.00
16. Total Utility Aid – this is the utility aid payment listed on the front of the estimate (<i>sum of Lines 9, 14 and 15</i>)	\$0.00

Supplemental County and Municipal Aid

- Under state law, supplemental county and municipal aid paid to each county and municipality is determined by 2023 Wisconsin Act 12 (sec. 79.037, Wis. Stats.)
- For detailed information, review [county and municipal aid spreadsheet](#)

Supplemental County and Municipal Aid Calculation	
1. Prior year supplemental county and municipal aid	\$54,222.47
2. Increase due to sales tax revenue including adjustments (<i>district changes</i>)	\$1,247.12
3. Total Supplemental County and Municipal Aid (<i>sum of Lines 1 and 2</i>)	\$55,469.59

Expenditure Restraint Incentive Program

- Only municipalities are eligible to receive Expenditure Restraint Incentive Program (ERIP) payments
- Under state law, in 2025, each municipality will receive a payment that is equal to the amount of the payment received by the municipality in 2024 (sec. 79.05(4), Wis. Stats., from 2023 WI Act 12 – notwithstanding subs. (2) and (3))

Contact Information

If you have questions, contact us at lgs@wisconsin.gov, (608) 266-8618 or (608) 261-5167.



State of Wisconsin • DEPARTMENT OF REVENUE

DIVISION OF STATE AND LOCAL FINANCE • BUREAU OF LOCAL GOVERNMENT SERVICES • 2135 RIMROCK RD MADISON, WI 53713

Mailing Address:
PO Box 8971 #6-97
Madison WI 53708-8971
Fax: (608) 264-6887
lgs@wisconsin.gov

September 13, 2024

LEAH EDQUIST
TOWN OF PARIS
16607 BURLINGTON RD
UNION GROVE WI 53182-9407

Notice of Shared Revenue – 2025 Original Estimate

Notice Information

The Wisconsin Department of Revenue (DOR) is providing the **estimated** shared revenue amounts your local government will receive in 2025 under current state law for county and municipal aid, supplemental county and municipal aid, utility aid and the expenditure restraint incentive program. This does not include adjustments, shown on the July and November payment notices.

District	TOWN OF PARIS	County	KENOSHA	Co-muni code	30-006
-----------------	---------------	---------------	---------	---------------------	--------

Estimate Information

For an explanation of each aid payment listed below, review the additional information in this notice.

2025 Original Estimate	
1. County and municipal aid	\$15,537.46
2. Utility aid	\$331,278.95
3. Supplemental county and municipal aid	\$54,714.14
4. Expenditure restraint incentive program	\$0.00
5. Total Estimated 2025 Payments (sum of Lines 1-4)	\$401,530.55

Payment Information

Your local government will receive two distributions in 2025 :

- July 28, 2025: 15% of Line 1, 2, and 3 and 100% of Line 4 (*shown above*)
- November 17, 2025: balance of your 2025 aid payments

County and Municipal Aid

Under state law, the county and municipal aid paid to each county and municipality must be equal to the amount determined in 2012 (sec. 79.036, Wis. Stats.) and adjusted for fallen protective services insurance reimbursement (sec. 79.036(4), Wis. Stats.).

County and Municipal Aid Calculation	
1. Prior year county and municipal aid	\$15,189.23
2. Increase due to sales tax revenue, including adjustments (<i>district changes</i>)	\$349.35
3. Fallen protective services insurance adjustment	-\$1.12
4. Fallen protective services insurance reimbursement (<i>reported to DOR</i>)	\$0.00
5. Total County and Municipal Aid (sum of Lines 1-4)	\$15,537.46

Utility Aid

- Under state law, utility aid is distributed to each county and municipality where tax-exempt utility property is located (sec. 79.04, Wis. Stats.)
- Utility companies report utility property information to DOR annually
- DOR uses the provided information to accurately calculate utility aid (*shown below*)

Utility Aid Calculation	
1. Net book value, <i>as of December 31, 2024 (including expected additions/retirements)</i>	\$13,181,861.00
2. Total net book value payment	\$39,545.58
3. Minimum payment	\$0.00
4. Megawatt capacity	437.6
5. Megawatt capacity payment	\$291,733.37
6. Closed/decommissioned production plant (phased down) payment	\$0.00
7. Subtotal (<i>sum of Lines 2, 3, 5 and 6</i>)	\$331,278.95
8. Population cap	\$588,625.00
9. Adjusted subtotal (<i>lesser of Line 7 or Line 8</i>)	\$331,278.95
10. Adjacent site incentive payment	\$0.00
11. Baseload incentive payment	\$0.00
12. Co-generation incentive payment	\$0.00
13. Alternative energy incentive payment	\$0.00
14. Total incentive payments (<i>sum of Lines 10 through 13</i>)	\$0.00
15. Spent nuclear fuel payment	\$0.00
16. Total Utility Aid – this is the utility aid payment listed on the front of the estimate (<i>sum of Lines 9, 14 and 15</i>)	\$331,278.95

Supplemental County and Municipal Aid

- Under state law, supplemental county and municipal aid paid to each county and municipality is determined by 2023 Wisconsin Act 12 (sec. 79.037, Wis. Stats.)
- For detailed information, review [county and municipal aid spreadsheet](#)

Supplemental County and Municipal Aid Calculation	
1. Prior year supplemental county and municipal aid	\$53,484.01
2. Increase due to sales tax revenue including adjustments (<i>district changes</i>)	\$1,230.13
3. Total Supplemental County and Municipal Aid (<i>sum of Lines 1 and 2</i>)	\$54,714.14

Expenditure Restraint Incentive Program

- Only municipalities are eligible to receive Expenditure Restraint Incentive Program (ERIP) payments
- Under state law, in 2025, each municipality will receive a payment that is equal to the amount of the payment received by the municipality in 2024 (sec. 79.05(4), Wis. Stats., from 2023 WI Act 12 – notwithstanding subs. (2) and (3))

Contact Information

If you have questions, contact us at lgs@wisconsin.gov, (608) 266-8618 or (608) 261-5167.



State of Wisconsin • DEPARTMENT OF REVENUE

DIVISION OF STATE AND LOCAL FINANCE • BUREAU OF LOCAL GOVERNMENT SERVICES • 2135 RIMROCK RD MADISON, WI 53713

Mailing Address:
PO Box 8971 #6-97
Madison WI 53708-8971
Fax: (608) 264-6887
lgs@wisconsin.gov

September 13, 2024

CALLIE RUCKER
TOWN OF RANDALL
34530 BASSETT RD
BURLINGTON WI 53105

Notice of Shared Revenue – 2025 Original Estimate

Notice Information

The Wisconsin Department of Revenue (DOR) is providing the **estimated** shared revenue amounts your local government will receive in 2025 under current state law for county and municipal aid, supplemental county and municipal aid, utility aid and the expenditure restraint incentive program. This does not include adjustments, shown on the July and November payment notices.

District	TOWN OF RANDALL	County	KENOSHA	Co-muni code	30-010
-----------------	-----------------	---------------	---------	---------------------	--------

Estimate Information

For an explanation of each aid payment listed below, review the additional information in this notice.

2025 Original Estimate	
1. County and municipal aid	\$34,804.14
2. Utility aid	\$5,412.49
3. Supplemental county and municipal aid	\$87,588.74
4. Expenditure restraint incentive program	\$0.00
5. Total Estimated 2025 Payments (sum of Lines 1-4)	\$127,805.37

Payment Information

Your local government will receive two distributions in 2025 :

- July 28, 2025: 15% of Line 1, 2, and 3 and 100% of Line 4 (*shown above*)
- November 17, 2025: balance of your 2025 aid payments

County and Municipal Aid

Under state law, the county and municipal aid paid to each county and municipality must be equal to the amount determined in 2012 (sec. 79.036, Wis. Stats.) and adjusted for fallen protective services insurance reimbursement (sec. 79.036(4), Wis. Stats.).

County and Municipal Aid Calculation	
1. Prior year county and municipal aid	\$34,024.10
2. Increase due to sales tax revenue, including adjustments (<i>district changes</i>)	\$782.55
3. Fallen protective services insurance adjustment	-\$2.51
4. Fallen protective services insurance reimbursement (<i>reported to DOR</i>)	\$0.00
5. Total County and Municipal Aid (sum of Lines 1-4)	\$34,804.14

Utility Aid

- Under state law, utility aid is distributed to each county and municipality where tax-exempt utility property is located (sec. 79.04, Wis. Stats.)
- Utility companies report utility property information to DOR annually
- DOR uses the provided information to accurately calculate utility aid (*shown below*)

Utility Aid Calculation	
1. Net book value, as of December 31, 2024 (including expected additions/retirements)	\$1,804,164.00
2. Total net book value payment	\$5,412.49
3. Minimum payment	\$0.00
4. Megawatt capacity	0.0
5. Megawatt capacity payment	\$0.00
6. Closed/decommissioned production plant (phased down) payment	\$0.00
7. Subtotal (sum of Lines 2, 3, 5 and 6)	\$5,412.49
8. Population cap	\$1,407,600.00
9. Adjusted subtotal (lesser of Line 7 or Line 8)	\$5,412.49
10. Adjacent site incentive payment	\$0.00
11. Baseload incentive payment	\$0.00
12. Co-generation incentive payment	\$0.00
13. Alternative energy incentive payment	\$0.00
14. Total incentive payments (sum of Lines 10 through 13)	\$0.00
15. Spent nuclear fuel payment	\$0.00
16. Total Utility Aid – this is the utility aid payment listed on the front of the estimate (sum of Lines 9, 14 and 15)	\$5,412.49

Supplemental County and Municipal Aid

- Under state law, supplemental county and municipal aid paid to each county and municipality is determined by 2023 Wisconsin Act 12 (sec. 79.037, Wis. Stats.)
- For detailed information, review [county and municipal aid spreadsheet](#)

Supplemental County and Municipal Aid Calculation	
1. Prior year supplemental county and municipal aid	\$85,619.49
2. Increase due to sales tax revenue including adjustments (district changes)	\$1,969.25
3. Total Supplemental County and Municipal Aid (sum of Lines 1 and 2)	\$87,588.74

Expenditure Restraint Incentive Program

- Only municipalities are eligible to receive Expenditure Restraint Incentive Program (ERIP) payments
- Under state law, in 2025, each municipality will receive a payment that is equal to the amount of the payment received by the municipality in 2024 (sec. 79.05(4), Wis. Stats., from 2023 WI Act 12 – notwithstanding subs. (2) and (3))

Contact Information

If you have questions, contact us at lgs@wisconsin.gov, (608) 266-8618 or (608) 261-5167.



State of Wisconsin • DEPARTMENT OF REVENUE

DIVISION OF STATE AND LOCAL FINANCE • BUREAU OF LOCAL GOVERNMENT SERVICES • 2135 RIMROCK RD MADISON, WI 53713

Mailing Address:
PO Box 8971 #6-97
Madison WI 53708-8971
Fax: (608) 264-6887
lgs@wisconsin.gov

September 13, 2024

WENDY BURNETTE
TOWN OF SOMERS
PO BOX 197
SOMERS WI 53171-0197

Notice of Shared Revenue – 2025 Original Estimate

Notice Information

The Wisconsin Department of Revenue (DOR) is providing the **estimated** shared revenue amounts your local government will receive in 2025 under current state law for county and municipal aid, supplemental county and municipal aid, utility aid and the expenditure restraint incentive program. This does not include adjustments, shown on the July and November payment notices.

District	TOWN OF SOMERS	County	KENOSHA	Co-muni code	30-014
-----------------	----------------	---------------	---------	---------------------	--------

Estimate Information

For an explanation of each aid payment listed below, review the additional information in this notice.

2025 Original Estimate	
1. County and municipal aid	\$14,902.31
2. Utility aid	\$5,023.27
3. Supplemental county and municipal aid	\$47,535.37
4. Expenditure restraint incentive program	\$0.00
5. Total Estimated 2025 Payments (sum of Lines 1-4)	\$67,460.95

Payment Information

Your local government will receive two distributions in 2025 :

- July 28, 2025: 15% of Line 1, 2, and 3 and 100% of Line 4 (*shown above*)
- November 17, 2025: balance of your 2025 aid payments

County and Municipal Aid

Under state law, the county and municipal aid paid to each county and municipality must be equal to the amount determined in 2012 (sec. 79.036, Wis. Stats.) and adjusted for fallen protective services insurance reimbursement (sec. 79.036(4), Wis. Stats.).

County and Municipal Aid Calculation	
1. Prior year county and municipal aid	\$14,568.32
2. Increase due to sales tax revenue, including adjustments (<i>district changes</i>)	\$335.07
3. Fallen protective services insurance adjustment	-\$1.08
4. Fallen protective services insurance reimbursement (<i>reported to DOR</i>)	\$0.00
5. Total County and Municipal Aid (sum of Lines 1-4)	\$14,902.31

Utility Aid

- Under state law, utility aid is distributed to each county and municipality where tax-exempt utility property is located (sec. 79.04, Wis. Stats.)
- Utility companies report utility property information to DOR annually
- DOR uses the provided information to accurately calculate utility aid (*shown below*)

Utility Aid Calculation	
1. Net book value, <i>as of December 31, 2024 (including expected additions/retirements)</i>	\$1,674,423.00
2. Total net book value payment	\$5,023.27
3. Minimum payment	\$0.00
4. Megawatt capacity	0.0
5. Megawatt capacity payment	\$0.00
6. Closed/decommissioned production plant (phased down) payment	\$0.00
7. Subtotal (<i>sum of Lines 2, 3, 5 and 6</i>)	\$5,023.27
8. Population cap	\$408,425.00
9. Adjusted subtotal (<i>lesser of Line 7 or Line 8</i>)	\$5,023.27
10. Adjacent site incentive payment	\$0.00
11. Baseload incentive payment	\$0.00
12. Co-generation incentive payment	\$0.00
13. Alternative energy incentive payment	\$0.00
14. Total incentive payments (<i>sum of Lines 10 through 13</i>)	\$0.00
15. Spent nuclear fuel payment	\$0.00
16. Total Utility Aid – this is the utility aid payment listed on the front of the estimate (<i>sum of Lines 9, 14 and 15</i>)	\$5,023.27

Supplemental County and Municipal Aid

- Under state law, supplemental county and municipal aid paid to each county and municipality is determined by 2023 Wisconsin Act 12 (sec. 79.037, Wis. Stats.)
- For detailed information, review [county and municipal aid spreadsheet](#)

Supplemental County and Municipal Aid Calculation	
1. Prior year supplemental county and municipal aid	\$46,466.64
2. Increase due to sales tax revenue including adjustments (<i>district changes</i>)	\$1,068.73
3. Total Supplemental County and Municipal Aid (<i>sum of Lines 1 and 2</i>)	\$47,535.37

Expenditure Restraint Incentive Program

- Only municipalities are eligible to receive Expenditure Restraint Incentive Program (ERIP) payments
- Under state law, in 2025, each municipality will receive a payment that is equal to the amount of the payment received by the municipality in 2024 (sec. 79.05(4), Wis. Stats., from 2023 WI Act 12 – notwithstanding subs. (2) and (3))

Contact Information

If you have questions, contact us at lgs@wisconsin.gov, (608) 266-8618 or (608) 261-5167.



State of Wisconsin • DEPARTMENT OF REVENUE

DIVISION OF STATE AND LOCAL FINANCE • BUREAU OF LOCAL GOVERNMENT SERVICES • 2135 RIMROCK RD MADISON, WI 53713

Mailing Address:
PO Box 8971 #6-97
Madison WI 53708-8971
Fax: (608) 264-6887
lgs@wisconsin.gov

September 13, 2024

DONNA DEUSTER
TOWN OF WHEATLAND
PO BOX 797, 34315 GENEVA RD
NEW MUNSTER WI 53152-0797

Notice of Shared Revenue – 2025 Original Estimate

Notice Information

The Wisconsin Department of Revenue (DOR) is providing the **estimated** shared revenue amounts your local government will receive in 2025 under current state law for county and municipal aid, supplemental county and municipal aid, utility aid and the expenditure restraint incentive program. This does not include adjustments, shown on the July and November payment notices.

District	TOWN OF WHEATLAND	County	KENOSHA	Co-muni code	30-016
-----------------	-------------------	---------------	---------	---------------------	--------

Estimate Information

For an explanation of each aid payment listed below, review the additional information in this notice.

2025 Original Estimate	
1. County and municipal aid	\$45,034.94
2. Utility aid	\$0.00
3. Supplemental county and municipal aid	\$88,941.81
4. Expenditure restraint incentive program	\$0.00
5. Total Estimated 2025 Payments (sum of Lines 1-4)	\$133,976.75

Payment Information

Your local government will receive two distributions in 2025 :

- July 28, 2025: 15% of Line 1, 2, and 3 and 100% of Line 4 (*shown above*)
- November 17, 2025: balance of your 2025 aid payments

County and Municipal Aid

Under state law, the county and municipal aid paid to each county and municipality must be equal to the amount determined in 2012 (sec. 79.036, Wis. Stats.) and adjusted for fallen protective services insurance reimbursement (sec. 79.036(4), Wis. Stats.).

County and Municipal Aid Calculation	
1. Prior year county and municipal aid	\$44,025.60
2. Increase due to sales tax revenue, including adjustments (<i>district changes</i>)	\$1,012.59
3. Fallen protective services insurance adjustment	-\$3.25
4. Fallen protective services insurance reimbursement (<i>reported to DOR</i>)	\$0.00
5. Total County and Municipal Aid (sum of Lines 1-4)	\$45,034.94

Utility Aid

- Under state law, utility aid is distributed to each county and municipality where tax-exempt utility property is located (sec. 79.04, Wis. Stats.)
- Utility companies report utility property information to DOR annually
- DOR uses the provided information to accurately calculate utility aid (*shown below*)

Utility Aid Calculation	
1. Net book value, <i>as of December 31, 2024 (including expected additions/retirements)</i>	\$0.00
2. Total net book value payment	\$0.00
3. Minimum payment	\$0.00
4. Megawatt capacity	0.0
5. Megawatt capacity payment	\$0.00
6. Closed/decommissioned production plant (phased down) payment	\$0.00
7. Subtotal (<i>sum of Lines 2, 3, 5 and 6</i>)	\$0.00
8. Population cap	\$1,439,050.00
9. Adjusted subtotal (<i>lesser of Line 7 or Line 8</i>)	\$0.00
10. Adjacent site incentive payment	\$0.00
11. Baseload incentive payment	\$0.00
12. Co-generation incentive payment	\$0.00
13. Alternative energy incentive payment	\$0.00
14. Total incentive payments (<i>sum of Lines 10 through 13</i>)	\$0.00
15. Spent nuclear fuel payment	\$0.00
16. Total Utility Aid – this is the utility aid payment listed on the front of the estimate (<i>sum of Lines 9, 14 and 15</i>)	\$0.00

Supplemental County and Municipal Aid

- Under state law, supplemental county and municipal aid paid to each county and municipality is determined by 2023 Wisconsin Act 12 (sec. 79.037, Wis. Stats.)
- For detailed information, review [county and municipal aid spreadsheet](#)

Supplemental County and Municipal Aid Calculation	
1. Prior year supplemental county and municipal aid	\$86,942.14
2. Increase due to sales tax revenue including adjustments (<i>district changes</i>)	\$1,999.67
3. Total Supplemental County and Municipal Aid (<i>sum of Lines 1 and 2</i>)	\$88,941.81

Expenditure Restraint Incentive Program

- Only municipalities are eligible to receive Expenditure Restraint Incentive Program (ERIP) payments
- Under state law, in 2025, each municipality will receive a payment that is equal to the amount of the payment received by the municipality in 2024 (sec. 79.05(4), Wis. Stats., from 2023 WI Act 12 – notwithstanding subs. (2) and (3))

Contact Information

If you have questions, contact us at lgs@wisconsin.gov, (608) 266-8618 or (608) 261-5167.



State of Wisconsin • DEPARTMENT OF REVENUE

DIVISION OF STATE AND LOCAL FINANCE • BUREAU OF LOCAL GOVERNMENT SERVICES • 2135 RIMROCK RD MADISON, WI 53713

Mailing Address:
PO Box 8971 #6-97
Madison WI 53708-8971
Fax: (608) 264-6887
lgs@wisconsin.gov

September 13, 2024

RENEE BRICKNER
VILLAGE OF BRISTOL
19801 83RD ST
BRISTOL WI 53104

Notice of Shared Revenue – 2025 Original Estimate

Notice Information

The Wisconsin Department of Revenue (DOR) is providing the **estimated** shared revenue amounts your local government will receive in 2025 under current state law for county and municipal aid, supplemental county and municipal aid, utility aid and the expenditure restraint incentive program. This does not include adjustments, shown on the July and November payment notices.

District	VILLAGE OF BRISTOL	County	KENOSHA	Co-muni code	30-104
-----------------	--------------------	---------------	---------	---------------------	--------

Estimate Information

For an explanation of each aid payment listed below, review the additional information in this notice.

2025 Original Estimate	
1. County and municipal aid	\$59,111.37
2. Utility aid	\$0.00
3. Supplemental county and municipal aid	\$147,313.70
4. Expenditure restraint incentive program	\$0.00
5. Total Estimated 2025 Payments (sum of Lines 1-4)	\$206,425.07

Payment Information

Your local government will receive two distributions in 2025 :

- July 28, 2025: 15% of Line 1, 2, and 3 and 100% of Line 4 (*shown above*)
- November 17, 2025: balance of your 2025 aid payments

County and Municipal Aid

Under state law, the county and municipal aid paid to each county and municipality must be equal to the amount determined in 2012 (sec. 79.036, Wis. Stats.) and adjusted for fallen protective services insurance reimbursement (sec. 79.036(4), Wis. Stats.).

County and Municipal Aid Calculation	
1. Prior year county and municipal aid	\$57,786.55
2. Increase due to sales tax revenue, including adjustments (<i>district changes</i>)	\$1,329.09
3. Fallen protective services insurance adjustment	-\$4.27
4. Fallen protective services insurance reimbursement (<i>reported to DOR</i>)	\$0.00
5. Total County and Municipal Aid (sum of Lines 1-4)	\$59,111.37

Utility Aid

- Under state law, utility aid is distributed to each county and municipality where tax-exempt utility property is located (sec. 79.04, Wis. Stats.)
- Utility companies report utility property information to DOR annually
- DOR uses the provided information to accurately calculate utility aid (*shown below*)

Utility Aid Calculation	
1. Net book value, <i>as of December 31, 2024 (including expected additions/retirements)</i>	\$0.00
2. Total net book value payment	\$0.00
3. Minimum payment	\$0.00
4. Megawatt capacity	0.0
5. Megawatt capacity payment	\$0.00
6. Closed/decommissioned production plant (phased down) payment	\$0.00
7. Subtotal (<i>sum of Lines 2, 3, 5 and 6</i>)	\$0.00
8. Population cap	\$2,257,600.00
9. Adjusted subtotal (<i>lesser of Line 7 or Line 8</i>)	\$0.00
10. Adjacent site incentive payment	\$0.00
11. Baseload incentive payment	\$0.00
12. Co-generation incentive payment	\$0.00
13. Alternative energy incentive payment	\$0.00
14. Total incentive payments (<i>sum of Lines 10 through 13</i>)	\$0.00
15. Spent nuclear fuel payment	\$0.00
16. Total Utility Aid – this is the utility aid payment listed on the front of the estimate (<i>sum of Lines 9, 14 and 15</i>)	\$0.00

Supplemental County and Municipal Aid

- Under state law, supplemental county and municipal aid paid to each county and municipality is determined by 2023 Wisconsin Act 12 (sec. 79.037, Wis. Stats.)
- For detailed information, review [county and municipal aid spreadsheet](#)

Supplemental County and Municipal Aid Calculation	
1. Prior year supplemental county and municipal aid	\$144,001.66
2. Increase due to sales tax revenue including adjustments (<i>district changes</i>)	\$3,312.04
3. Total Supplemental County and Municipal Aid (<i>sum of Lines 1 and 2</i>)	\$147,313.70

Expenditure Restraint Incentive Program

- Only municipalities are eligible to receive Expenditure Restraint Incentive Program (ERIP) payments
- Under state law, in 2025, each municipality will receive a payment that is equal to the amount of the payment received by the municipality in 2024 (sec. 79.05(4), Wis. Stats., from 2023 WI Act 12 – notwithstanding subs. (2) and (3))

Contact Information

If you have questions, contact us at lgs@wisconsin.gov, (608) 266-8618 or (608) 261-5167.



State of Wisconsin • DEPARTMENT OF REVENUE

DIVISION OF STATE AND LOCAL FINANCE • BUREAU OF LOCAL GOVERNMENT SERVICES • 2135 RIMROCK RD MADISON, WI 53713

Mailing Address:
PO Box 8971 #6-97
Madison WI 53708-8971
Fax: (608) 264-6887
lgs@wisconsin.gov

September 13, 2024

MICHELLE SHRAMEK
VILLAGE OF PADDOCK LAKE
6969 236TH AVE
SALEM WI 53168-9624

Notice of Shared Revenue – 2025 Original Estimate

Notice Information

The Wisconsin Department of Revenue (DOR) is providing the **estimated** shared revenue amounts your local government will receive in 2025 under current state law for county and municipal aid, supplemental county and municipal aid, utility aid and the expenditure restraint incentive program. This does not include adjustments, shown on the July and November payment notices.

District	VILLAGE OF PADDOCK LAKE	County	KENOSHA	Co-muni code	30-171
-----------------	-------------------------	---------------	---------	---------------------	--------

Estimate Information

For an explanation of each aid payment listed below, review the additional information in this notice.

2025 Original Estimate	
1. County and municipal aid	\$63,359.29
2. Utility aid	\$0.00
3. Supplemental county and municipal aid	\$82,106.56
4. Expenditure restraint incentive program	\$0.00
5. Total Estimated 2025 Payments (sum of Lines 1-4)	\$145,465.85

Payment Information

Your local government will receive two distributions in 2025 :

- July 28, 2025: 15% of Line 1, 2, and 3 and 100% of Line 4 (*shown above*)
- November 17, 2025: balance of your 2025 aid payments

County and Municipal Aid

Under state law, the county and municipal aid paid to each county and municipality must be equal to the amount determined in 2012 (sec. 79.036, Wis. Stats.) and adjusted for fallen protective services insurance reimbursement (sec. 79.036(4), Wis. Stats.).

County and Municipal Aid Calculation	
1. Prior year county and municipal aid	\$61,939.27
2. Increase due to sales tax revenue, including adjustments (<i>district changes</i>)	\$1,424.60
3. Fallen protective services insurance adjustment	-\$4.58
4. Fallen protective services insurance reimbursement (<i>reported to DOR</i>)	\$0.00
5. Total County and Municipal Aid (sum of Lines 1-4)	\$63,359.29

Utility Aid

- Under state law, utility aid is distributed to each county and municipality where tax-exempt utility property is located (sec. 79.04, Wis. Stats.)
- Utility companies report utility property information to DOR annually
- DOR uses the provided information to accurately calculate utility aid (*shown below*)

Utility Aid Calculation	
1. Net book value, <i>as of December 31, 2024 (including expected additions/retirements)</i>	\$0.00
2. Total net book value payment	\$0.00
3. Minimum payment	\$0.00
4. Megawatt capacity	0.0
5. Megawatt capacity payment	\$0.00
6. Closed/decommissioned production plant (phased down) payment	\$0.00
7. Subtotal (<i>sum of Lines 2, 3, 5 and 6</i>)	\$0.00
8. Population cap	\$1,282,650.00
9. Adjusted subtotal (<i>lesser of Line 7 or Line 8</i>)	\$0.00
10. Adjacent site incentive payment	\$0.00
11. Baseload incentive payment	\$0.00
12. Co-generation incentive payment	\$0.00
13. Alternative energy incentive payment	\$0.00
14. Total incentive payments (<i>sum of Lines 10 through 13</i>)	\$0.00
15. Spent nuclear fuel payment	\$0.00
16. Total Utility Aid – this is the utility aid payment listed on the front of the estimate (<i>sum of Lines 9, 14 and 15</i>)	\$0.00

Supplemental County and Municipal Aid

- Under state law, supplemental county and municipal aid paid to each county and municipality is determined by 2023 Wisconsin Act 12 (sec. 79.037, Wis. Stats.)
- For detailed information, review [county and municipal aid spreadsheet](#)

Supplemental County and Municipal Aid Calculation	
1. Prior year supplemental county and municipal aid	\$80,260.57
2. Increase due to sales tax revenue including adjustments (<i>district changes</i>)	\$1,845.99
3. Total Supplemental County and Municipal Aid (<i>sum of Lines 1 and 2</i>)	\$82,106.56

Expenditure Restraint Incentive Program

- Only municipalities are eligible to receive Expenditure Restraint Incentive Program (ERIP) payments
- Under state law, in 2025, each municipality will receive a payment that is equal to the amount of the payment received by the municipality in 2024 (sec. 79.05(4), Wis. Stats., from 2023 WI Act 12 – notwithstanding subs. (2) and (3))

Contact Information

If you have questions, contact us at lgs@wisconsin.gov, (608) 266-8618 or (608) 261-5167.



State of Wisconsin • DEPARTMENT OF REVENUE

DIVISION OF STATE AND LOCAL FINANCE • BUREAU OF LOCAL GOVERNMENT SERVICES • 2135 RIMROCK RD MADISON, WI 53713

Mailing Address:
PO Box 8971 #6-97
Madison WI 53708-8971
Fax: (608) 264-6887
lgs@wisconsin.gov

September 13, 2024

JANE SNELL
VILLAGE OF PLEASANT PRAIRIE
9915 39TH AVE
PLEASANT PR WI 53158-6504

Notice of Shared Revenue – 2025 Original Estimate

Notice Information

The Wisconsin Department of Revenue (DOR) is providing the **estimated** shared revenue amounts your local government will receive in 2025 under current state law for county and municipal aid, supplemental county and municipal aid, utility aid and the expenditure restraint incentive program. This does not include adjustments, shown on the July and November payment notices.

District	VILLAGE OF PLEASANT PRAIRIE	County	KENOSHA	Co-muni code	30-174
-----------------	-----------------------------	---------------	---------	---------------------	--------

Estimate Information

For an explanation of each aid payment listed below, review the additional information in this notice.

2025 Original Estimate	
1. County and municipal aid	\$175,752.51
2. Utility aid	\$1,916,957.32
3. Supplemental county and municipal aid	\$529,981.83
4. Expenditure restraint incentive program	\$0.00
5. Total Estimated 2025 Payments (sum of Lines 1-4)	\$2,622,691.66

Payment Information

Your local government will receive two distributions in 2025 :

- July 28, 2025: 15% of Line 1, 2, and 3 and 100% of Line 4 (*shown above*)
- November 17, 2025: balance of your 2025 aid payments

County and Municipal Aid

Under state law, the county and municipal aid paid to each county and municipality must be equal to the amount determined in 2012 (sec. 79.036, Wis. Stats.) and adjusted for fallen protective services insurance reimbursement (sec. 79.036(4), Wis. Stats.).

County and Municipal Aid Calculation	
1. Prior year county and municipal aid	\$171,813.50
2. Increase due to sales tax revenue, including adjustments (<i>district changes</i>)	\$3,951.71
3. Fallen protective services insurance adjustment	-\$12.70
4. Fallen protective services insurance reimbursement (<i>reported to DOR</i>)	\$0.00
5. Total County and Municipal Aid (sum of Lines 1-4)	\$175,752.51

Utility Aid

- Under state law, utility aid is distributed to each county and municipality where tax-exempt utility property is located (sec. 79.04, Wis. Stats.)
- Utility companies report utility property information to DOR annually
- DOR uses the provided information to accurately calculate utility aid (*shown below*)

Utility Aid Calculation	
1. Net book value, as of December 31, 2024 (including expected additions/retirements)	\$47,759,568.00
2. Total net book value payment	\$286,557.41
3. Minimum payment	\$0.00
4. Megawatt capacity	1,222.8
5. Megawatt capacity payment	\$1,630,399.91
6. Closed/decommissioned production plant (phased down) payment	\$0.00
7. Subtotal (sum of Lines 2, 3, 5 and 6)	\$1,916,957.32
8. Population cap	\$9,534,450.00
9. Adjusted subtotal (lesser of Line 7 or Line 8)	\$1,916,957.32
10. Adjacent site incentive payment	\$0.00
11. Baseload incentive payment	\$0.00
12. Co-generation incentive payment	\$0.00
13. Alternative energy incentive payment	\$0.00
14. Total incentive payments (sum of Lines 10 through 13)	\$0.00
15. Spent nuclear fuel payment	\$0.00
16. Total Utility Aid – this is the utility aid payment listed on the front of the estimate (sum of Lines 9, 14 and 15)	\$1,916,957.32

Supplemental County and Municipal Aid

- Under state law, supplemental county and municipal aid paid to each county and municipality is determined by 2023 Wisconsin Act 12 (sec. 79.037, Wis. Stats.)
- For detailed information, review [county and municipal aid spreadsheet](#)

Supplemental County and Municipal Aid Calculation	
1. Prior year supplemental county and municipal aid	\$518,066.31
2. Increase due to sales tax revenue including adjustments (district changes)	\$11,915.52
3. Total Supplemental County and Municipal Aid (sum of Lines 1 and 2)	\$529,981.83

Expenditure Restraint Incentive Program

- Only municipalities are eligible to receive Expenditure Restraint Incentive Program (ERIP) payments
- Under state law, in 2025, each municipality will receive a payment that is equal to the amount of the payment received by the municipality in 2024 (sec. 79.05(4), Wis. Stats., from 2023 WI Act 12 – notwithstanding subs. (2) and (3))

Contact Information

If you have questions, contact us at lgs@wisconsin.gov, (608) 266-8618 or (608) 261-5167.



State of Wisconsin • DEPARTMENT OF REVENUE

DIVISION OF STATE AND LOCAL FINANCE • BUREAU OF LOCAL GOVERNMENT SERVICES • 2135 RIMROCK RD MADISON, WI 53713

Mailing Address:
PO Box 8971 #6-97
Madison WI 53708-8971
Fax: (608) 264-6887
lgs@wisconsin.gov

September 13, 2024

SARA SPENCER
VILLAGE OF SALEM LAKES
9814 ANTIOCH RD
PO BOX 443
SALEM WI 53168

Notice of Shared Revenue – 2025 Original Estimate

Notice Information

The Wisconsin Department of Revenue (DOR) is providing the **estimated** shared revenue amounts your local government will receive in 2025 under current state law for county and municipal aid, supplemental county and municipal aid, utility aid and the expenditure restraint incentive program. This does not include adjustments, shown on the July and November payment notices.

District	VILLAGE OF SALEM LAKES	County	KENOSHA	Co-muni code	30-179
-----------------	------------------------	---------------	---------	---------------------	--------

Estimate Information

For an explanation of each aid payment listed below, review the additional information in this notice.

2025 Original Estimate	
1. County and municipal aid	\$175,320.63
2. Utility aid	\$39,230.36
3. Supplemental county and municipal aid	\$363,285.41
4. Expenditure restraint incentive program	\$0.00
5. Total Estimated 2025 Payments (sum of Lines 1-4)	\$577,836.40

Payment Information

Your local government will receive two distributions in 2025 :

- July 28, 2025: 15% of Line 1, 2, and 3 and 100% of Line 4 (*shown above*)
- November 17, 2025: balance of your 2025 aid payments

County and Municipal Aid

Under state law, the county and municipal aid paid to each county and municipality must be equal to the amount determined in 2012 (sec. 79.036, Wis. Stats.) and adjusted for fallen protective services insurance reimbursement (sec. 79.036(4), Wis. Stats.).

County and Municipal Aid Calculation	
1. Prior year county and municipal aid	\$171,391.30
2. Increase due to sales tax revenue, including adjustments (<i>district changes</i>)	\$3,942.00
3. Fallen protective services insurance adjustment	-\$12.67
4. Fallen protective services insurance reimbursement (<i>reported to DOR</i>)	\$0.00
5. Total County and Municipal Aid (sum of Lines 1-4)	\$175,320.63

Utility Aid

- Under state law, utility aid is distributed to each county and municipality where tax-exempt utility property is located (sec. 79.04, Wis. Stats.)
- Utility companies report utility property information to DOR annually
- DOR uses the provided information to accurately calculate utility aid (*shown below*)

Utility Aid Calculation	
1. Net book value, <i>as of December 31, 2024 (including expected additions/retirements)</i>	\$6,538,393.00
2. Total net book value payment	\$39,230.36
3. Minimum payment	\$0.00
4. Megawatt capacity	0.0
5. Megawatt capacity payment	\$0.00
6. Closed/decommissioned production plant (phased down) payment	\$0.00
7. Subtotal (<i>sum of Lines 2, 3, 5 and 6</i>)	\$39,230.36
8. Population cap	\$6,143,800.00
9. Adjusted subtotal (<i>lesser of Line 7 or Line 8</i>)	\$39,230.36
10. Adjacent site incentive payment	\$0.00
11. Baseload incentive payment	\$0.00
12. Co-generation incentive payment	\$0.00
13. Alternative energy incentive payment	\$0.00
14. Total incentive payments (<i>sum of Lines 10 through 13</i>)	\$0.00
15. Spent nuclear fuel payment	\$0.00
16. Total Utility Aid – this is the utility aid payment listed on the front of the estimate (<i>sum of Lines 9, 14 and 15</i>)	\$39,230.36

Supplemental County and Municipal Aid

- Under state law, supplemental county and municipal aid paid to each county and municipality is determined by 2023 Wisconsin Act 12 (sec. 79.037, Wis. Stats.)
- For detailed information, review [county and municipal aid spreadsheet](#)

Supplemental County and Municipal Aid Calculation	
1. Prior year supplemental county and municipal aid	\$355,117.70
2. Increase due to sales tax revenue including adjustments (<i>district changes</i>)	\$8,167.71
3. Total Supplemental County and Municipal Aid (<i>sum of Lines 1 and 2</i>)	\$363,285.41

Expenditure Restraint Incentive Program

- Only municipalities are eligible to receive Expenditure Restraint Incentive Program (ERIP) payments
- Under state law, in 2025, each municipality will receive a payment that is equal to the amount of the payment received by the municipality in 2024 (sec. 79.05(4), Wis. Stats., from 2023 WI Act 12 – notwithstanding subs. (2) and (3))

Contact Information

If you have questions, contact us at lgs@wisconsin.gov, (608) 266-8618 or (608) 261-5167.



State of Wisconsin • DEPARTMENT OF REVENUE

DIVISION OF STATE AND LOCAL FINANCE • BUREAU OF LOCAL GOVERNMENT SERVICES • 2135 RIMROCK RD MADISON, WI 53713

Mailing Address:
PO Box 8971 #6-97
Madison WI 53708-8971
Fax: (608) 264-6887
lgs@wisconsin.gov

September 13, 2024

WENDY BURNETTE
VILLAGE OF SOMERS
PO BOX 197
SOMERS WI 53171

Notice of Shared Revenue – 2025 Original Estimate

Notice Information

The Wisconsin Department of Revenue (DOR) is providing the **estimated** shared revenue amounts your local government will receive in 2025 under current state law for county and municipal aid, supplemental county and municipal aid, utility aid and the expenditure restraint incentive program. This does not include adjustments, shown on the July and November payment notices.

District	VILLAGE OF SOMERS	County	KENOSHA	Co-muni code	30-182
-----------------	-------------------	---------------	---------	---------------------	--------

Estimate Information

For an explanation of each aid payment listed below, review the additional information in this notice.

2025 Original Estimate	
1. County and municipal aid	\$109,932.32
2. Utility aid	\$53,111.38
3. Supplemental county and municipal aid	\$223,322.98
4. Expenditure restraint incentive program	\$0.00
5. Total Estimated 2025 Payments (sum of Lines 1-4)	\$386,366.68

Payment Information

Your local government will receive two distributions in 2025 :

- July 28, 2025: 15% of Line 1, 2, and 3 and 100% of Line 4 (*shown above*)
- November 17, 2025: balance of your 2025 aid payments

County and Municipal Aid

Under state law, the county and municipal aid paid to each county and municipality must be equal to the amount determined in 2012 (sec. 79.036, Wis. Stats.) and adjusted for fallen protective services insurance reimbursement (sec. 79.036(4), Wis. Stats.).

County and Municipal Aid Calculation	
1. Prior year county and municipal aid	\$107,468.49
2. Increase due to sales tax revenue, including adjustments (<i>district changes</i>)	\$2,471.77
3. Fallen protective services insurance adjustment	-\$7.94
4. Fallen protective services insurance reimbursement (<i>reported to DOR</i>)	\$0.00
5. Total County and Municipal Aid (sum of Lines 1-4)	\$109,932.32

Utility Aid

- Under state law, utility aid is distributed to each county and municipality where tax-exempt utility property is located (sec. 79.04, Wis. Stats.)
- Utility companies report utility property information to DOR annually
- DOR uses the provided information to accurately calculate utility aid (*shown below*)

Utility Aid Calculation	
1. Net book value, <i>as of December 31, 2024 (including expected additions/retirements)</i>	\$8,851,897.00
2. Total net book value payment	\$53,111.38
3. Minimum payment	\$0.00
4. Megawatt capacity	0.0
5. Megawatt capacity payment	\$0.00
6. Closed/decommissioned production plant (phased down) payment	\$0.00
7. Subtotal (<i>sum of Lines 2, 3, 5 and 6</i>)	\$53,111.38
8. Population cap	\$3,590,825.00
9. Adjusted subtotal (<i>lesser of Line 7 or Line 8</i>)	\$53,111.38
10. Adjacent site incentive payment	\$0.00
11. Baseload incentive payment	\$0.00
12. Co-generation incentive payment	\$0.00
13. Alternative energy incentive payment	\$0.00
14. Total incentive payments (<i>sum of Lines 10 through 13</i>)	\$0.00
15. Spent nuclear fuel payment	\$0.00
16. Total Utility Aid – this is the utility aid payment listed on the front of the estimate (<i>sum of Lines 9, 14 and 15</i>)	\$53,111.38

Supplemental County and Municipal Aid

- Under state law, supplemental county and municipal aid paid to each county and municipality is determined by 2023 Wisconsin Act 12 (sec. 79.037, Wis. Stats.)
- For detailed information, review [county and municipal aid spreadsheet](#)

Supplemental County and Municipal Aid Calculation	
1. Prior year supplemental county and municipal aid	\$218,302.03
2. Increase due to sales tax revenue including adjustments (<i>district changes</i>)	\$5,020.95
3. Total Supplemental County and Municipal Aid (<i>sum of Lines 1 and 2</i>)	\$223,322.98

Expenditure Restraint Incentive Program

- Only municipalities are eligible to receive Expenditure Restraint Incentive Program (ERIP) payments
- Under state law, in 2025, each municipality will receive a payment that is equal to the amount of the payment received by the municipality in 2024 (sec. 79.05(4), Wis. Stats., from 2023 WI Act 12 – notwithstanding subs. (2) and (3))

Contact Information

If you have questions, contact us at lgs@wisconsin.gov, (608) 266-8618 or (608) 261-5167.



State of Wisconsin • DEPARTMENT OF REVENUE

DIVISION OF STATE AND LOCAL FINANCE • BUREAU OF LOCAL GOVERNMENT SERVICES • 2135 RIMROCK RD MADISON, WI 53713

Mailing Address:
PO Box 8971 #6-97
Madison WI 53708-8971
Fax: (608) 264-6887
lgs@wisconsin.gov

September 13, 2024

SABRINA WASWO
VILLAGE OF TWIN LAKES
PO BOX 1024
TWIN LAKES WI 53181-1024

Notice of Shared Revenue – 2025 Original Estimate

Notice Information

The Wisconsin Department of Revenue (DOR) is providing the **estimated** shared revenue amounts your local government will receive in 2025 under current state law for county and municipal aid, supplemental county and municipal aid, utility aid and the expenditure restraint incentive program. This does not include adjustments, shown on the July and November payment notices.

District	VILLAGE OF TWIN LAKES	County	KENOSHA	Co-muni code	30-186
-----------------	-----------------------	---------------	---------	---------------------	--------

Estimate Information

For an explanation of each aid payment listed below, review the additional information in this notice.

2025 Original Estimate	
1. County and municipal aid	\$65,631.73
2. Utility aid	\$13,665.59
3. Supplemental county and municipal aid	\$175,525.29
4. Expenditure restraint incentive program	\$0.00
5. Total Estimated 2025 Payments (sum of Lines 1-4)	\$254,822.61

Payment Information

Your local government will receive two distributions in 2025 :

- July 28, 2025: 15% of Line 1, 2, and 3 and 100% of Line 4 (*shown above*)
- November 17, 2025: balance of your 2025 aid payments

County and Municipal Aid

Under state law, the county and municipal aid paid to each county and municipality must be equal to the amount determined in 2012 (sec. 79.036, Wis. Stats.) and adjusted for fallen protective services insurance reimbursement (sec. 79.036(4), Wis. Stats.).

County and Municipal Aid Calculation	
1. Prior year county and municipal aid	\$64,160.77
2. Increase due to sales tax revenue, including adjustments (<i>district changes</i>)	\$1,475.70
3. Fallen protective services insurance adjustment	-\$4.74
4. Fallen protective services insurance reimbursement (<i>reported to DOR</i>)	\$0.00
5. Total County and Municipal Aid (sum of Lines 1-4)	\$65,631.73

Utility Aid

- Under state law, utility aid is distributed to each county and municipality where tax-exempt utility property is located (sec. 79.04, Wis. Stats.)
- Utility companies report utility property information to DOR annually
- DOR uses the provided information to accurately calculate utility aid (*shown below*)

Utility Aid Calculation	
1. Net book value, <i>as of December 31, 2024 (including expected additions/retirements)</i>	\$2,277,598.00
2. Total net book value payment	\$13,665.59
3. Minimum payment	\$0.00
4. Megawatt capacity	0.0
5. Megawatt capacity payment	\$0.00
6. Closed/decommissioned production plant (phased down) payment	\$0.00
7. Subtotal (<i>sum of Lines 2, 3, 5 and 6</i>)	\$13,665.59
8. Population cap	\$2,732,750.00
9. Adjusted subtotal (<i>lesser of Line 7 or Line 8</i>)	\$13,665.59
10. Adjacent site incentive payment	\$0.00
11. Baseload incentive payment	\$0.00
12. Co-generation incentive payment	\$0.00
13. Alternative energy incentive payment	\$0.00
14. Total incentive payments (<i>sum of Lines 10 through 13</i>)	\$0.00
15. Spent nuclear fuel payment	\$0.00
16. Total Utility Aid – this is the utility aid payment listed on the front of the estimate (<i>sum of Lines 9, 14 and 15</i>)	\$13,665.59

Supplemental County and Municipal Aid

- Under state law, supplemental county and municipal aid paid to each county and municipality is determined by 2023 Wisconsin Act 12 (sec. 79.037, Wis. Stats.)
- For detailed information, review [county and municipal aid spreadsheet](#)

Supplemental County and Municipal Aid Calculation	
1. Prior year supplemental county and municipal aid	\$171,578.97
2. Increase due to sales tax revenue including adjustments (<i>district changes</i>)	\$3,946.32
3. Total Supplemental County and Municipal Aid (<i>sum of Lines 1 and 2</i>)	\$175,525.29

Expenditure Restraint Incentive Program

- Only municipalities are eligible to receive Expenditure Restraint Incentive Program (ERIP) payments
- Under state law, in 2025, each municipality will receive a payment that is equal to the amount of the payment received by the municipality in 2024 (sec. 79.05(4), Wis. Stats., from 2023 WI Act 12 – notwithstanding subs. (2) and (3))

Contact Information

If you have questions, contact us at lgs@wisconsin.gov, (608) 266-8618 or (608) 261-5167.



State of Wisconsin • DEPARTMENT OF REVENUE

DIVISION OF STATE AND LOCAL FINANCE • BUREAU OF LOCAL GOVERNMENT SERVICES • 2135 RIMROCK RD MADISON, WI 53713

Mailing Address:
PO Box 8971 #6-97
Madison WI 53708-8971
Fax: (608) 264-6887
lgs@wisconsin.gov

September 13, 2024

MICHELLE NELSON
CITY OF KENOSHA
625 52ND ST, RM 105
KENOSHA WI 53140-3480

Notice of Shared Revenue – 2025 Original Estimate

Notice Information

The Wisconsin Department of Revenue (DOR) is providing the **estimated** shared revenue amounts your local government will receive in 2025 under current state law for county and municipal aid, supplemental county and municipal aid, utility aid and the expenditure restraint incentive program. This does not include adjustments, shown on the July and November payment notices.

District	CITY OF KENOSHA	County	KENOSHA	Co-muni code	30-241
-----------------	-----------------	---------------	---------	---------------------	--------

Estimate Information

For an explanation of each aid payment listed below, review the additional information in this notice.

2025 Original Estimate	
1. County and municipal aid	\$11,705,818.48
2. Utility aid	\$157,476.70
3. Supplemental county and municipal aid	\$2,341,515.50
4. Expenditure restraint incentive program	\$2,993,841.75
5. Total Estimated 2025 Payments (sum of Lines 1-4)	\$17,198,652.43

Payment Information

Your local government will receive two distributions in 2025 :

- July 28, 2025: 15% of Line 1, 2, and 3 and 100% of Line 4 (*shown above*)
- November 17, 2025: balance of your 2025 aid payments

County and Municipal Aid

Under state law, the county and municipal aid paid to each county and municipality must be equal to the amount determined in 2012 (sec. 79.036, Wis. Stats.) and adjusted for fallen protective services insurance reimbursement (sec. 79.036(4), Wis. Stats.).

County and Municipal Aid Calculation	
1. Prior year county and municipal aid	\$11,443,464.53
2. Increase due to sales tax revenue, including adjustments (<i>district changes</i>)	\$263,199.68
3. Fallen protective services insurance adjustment	-\$845.73
4. Fallen protective services insurance reimbursement (<i>reported to DOR</i>)	\$0.00
5. Total County and Municipal Aid (sum of Lines 1-4)	\$11,705,818.48

Utility Aid

- Under state law, utility aid is distributed to each county and municipality where tax-exempt utility property is located (sec. 79.04, Wis. Stats.)
- Utility companies report utility property information to DOR annually
- DOR uses the provided information to accurately calculate utility aid (*shown below*)

Utility Aid Calculation	
1. Net book value, as of December 31, 2024 (including expected additions/retirements)	\$22,451,671.00
2. Total net book value payment	\$134,710.03
3. Minimum payment	\$0.00
4. Megawatt capacity	14.6
5. Megawatt capacity payment	\$19,466.67
6. Closed/decommissioned production plant (phased down) payment	\$0.00
7. Subtotal (sum of Lines 2, 3, 5 and 6)	\$154,176.70
8. Population cap	\$42,991,725.00
9. Adjusted subtotal (lesser of Line 7 or Line 8)	\$154,176.70
10. Adjacent site incentive payment	\$0.00
11. Baseload incentive payment	\$0.00
12. Co-generation incentive payment	\$0.00
13. Alternative energy incentive payment	\$3,300.00
14. Total incentive payments (sum of Lines 10 through 13)	\$3,300.00
15. Spent nuclear fuel payment	\$0.00
16. Total Utility Aid – this is the utility aid payment listed on the front of the estimate (sum of Lines 9, 14 and 15)	\$157,476.70

Supplemental County and Municipal Aid

- Under state law, supplemental county and municipal aid paid to each county and municipality is determined by 2023 Wisconsin Act 12 (sec. 79.037, Wis. Stats.)
- For detailed information, review [county and municipal aid spreadsheet](#)

Supplemental County and Municipal Aid Calculation	
1. Prior year supplemental county and municipal aid	\$2,288,871.46
2. Increase due to sales tax revenue including adjustments (<i>district changes</i>)	\$52,644.04
3. Total Supplemental County and Municipal Aid (sum of Lines 1 and 2)	\$2,341,515.50

Expenditure Restraint Incentive Program

- Only municipalities are eligible to receive Expenditure Restraint Incentive Program (ERIP) payments
- Under state law, in 2025, each municipality will receive a payment that is equal to the amount of the payment received by the municipality in 2024 (sec. 79.05(4), Wis. Stats., from 2023 WI Act 12 – notwithstanding subs. (2) and (3))

Contact Information

If you have questions, contact us at lgs@wisconsin.gov, (608) 266-8618 or (608) 261-5167.



State of Wisconsin • DEPARTMENT OF REVENUE

DIVISION OF STATE AND LOCAL FINANCE • BUREAU OF LOCAL GOVERNMENT SERVICES • 2135 RIMROCK RD MADISON, WI 53713

Mailing Address:
PO Box 8971 #6-97
Madison WI 53708-8971
Fax: (608) 264-6887
lgs@wisconsin.gov

September 13, 2024

REGI WALIGORA
COUNTY OF KENOSHA
1010 56TH ST
KENOSHA WI 53140-3738

Notice of Shared Revenue – 2025 Original Estimate

Notice Information

The Wisconsin Department of Revenue (DOR) is providing the **estimated** shared revenue amounts your local government will receive in 2025 under current state law for county and municipal aid, supplemental county and municipal aid, utility aid and the expenditure restraint incentive program. This does not include adjustments, shown on the July and November payment notices.

District	COUNTY OF KENOSHA	County	KENOSHA	Co-muni code	30-999
-----------------	-------------------	---------------	---------	---------------------	--------

Estimate Information

For an explanation of each aid payment listed below, review the additional information in this notice.

2025 Original Estimate	
1. County and municipal aid	\$1,430,031.84
2. Utility aid	\$1,775,300.11
3. Supplemental county and municipal aid	\$1,324,365.17
4. Expenditure restraint incentive program	\$0.00
5. Total Estimated 2025 Payments (sum of Lines 1-4)	\$4,529,697.12

Payment Information

Your local government will receive two distributions in 2025 :

- July 28, 2025: 15% of Line 1, 2, and 3 and 100% of Line 4 (*shown above*)
- November 17, 2025: balance of your 2025 aid payments

County and Municipal Aid

Under state law, the county and municipal aid paid to each county and municipality must be equal to the amount determined in 2012 (sec. 79.036, Wis. Stats.) and adjusted for fallen protective services insurance reimbursement (sec. 79.036(4), Wis. Stats.).

County and Municipal Aid Calculation	
1. Prior year county and municipal aid	\$1,397,981.58
2. Increase due to sales tax revenue, including adjustments (<i>district changes</i>)	\$32,153.58
3. Fallen protective services insurance adjustment	-\$103.32
4. Fallen protective services insurance reimbursement (<i>reported to DOR</i>)	\$0.00
5. Total County and Municipal Aid (sum of Lines 1-4)	\$1,430,031.84

Utility Aid

- Under state law, utility aid is distributed to each county and municipality where tax-exempt utility property is located (sec. 79.04, Wis. Stats.)
- Utility companies report utility property information to DOR annually
- DOR uses the provided information to accurately calculate utility aid (*shown below*)

Utility Aid Calculation	
1. Net book value, as of December 31, 2024 (including expected additions/retirements)	\$104,539,575.00
2. Total net book value payment	\$363,600.06
3. Minimum payment	\$0.00
4. Megawatt capacity	1,675.0
5. Megawatt capacity payment	\$1,408,400.05
6. Closed/decommissioned production plant (phased down) payment	\$0.00
7. Subtotal (sum of Lines 2, 3, 5 and 6)	\$1,772,000.11
8. Population cap	\$21,468,375.00
9. Adjusted subtotal (lesser of Line 7 or Line 8)	\$1,772,000.11
10. Adjacent site incentive payment	\$0.00
11. Baseload incentive payment	\$0.00
12. Co-generation incentive payment	\$0.00
13. Alternative energy incentive payment	\$3,300.00
14. Total incentive payments (sum of Lines 10 through 13)	\$3,300.00
15. Spent nuclear fuel payment	\$0.00
16. Total Utility Aid – this is the utility aid payment listed on the front of the estimate (sum of Lines 9, 14 and 15)	\$1,775,300.11

Supplemental County and Municipal Aid

- Under state law, supplemental county and municipal aid paid to each county and municipality is determined by 2023 Wisconsin Act 12 (sec. 79.037, Wis. Stats.)
- For detailed information, review [county and municipal aid spreadsheet](#)

Supplemental County and Municipal Aid Calculation	
1. Prior year supplemental county and municipal aid	\$1,294,589.61
2. Increase due to sales tax revenue including adjustments (district changes)	\$29,775.56
3. Total Supplemental County and Municipal Aid (sum of Lines 1 and 2)	\$1,324,365.17

Expenditure Restraint Incentive Program

- Only municipalities are eligible to receive Expenditure Restraint Incentive Program (ERIP) payments
- Under state law, in 2025, each municipality will receive a payment that is equal to the amount of the payment received by the municipality in 2024 (sec. 79.05(4), Wis. Stats., from 2023 WI Act 12 – notwithstanding subs. (2) and (3))

Contact Information

If you have questions, contact us at lgs@wisconsin.gov, (608) 266-8618 or (608) 261-5167.



State of Wisconsin • DEPARTMENT OF REVENUE

DIVISION OF STATE AND LOCAL FINANCE • BUREAU OF LOCAL GOVERNMENT SERVICES • 2135 RIMROCK RD MADISON, WI 53713

Mailing Address:
PO Box 8971 #6-97
Madison WI 53708-8971
Fax: (608) 264-6887
lgs@wisconsin.gov

September 13, 2024

PHILLIP STEFFEN
TOWN OF AHNAPEE
E5898 FREMONT RD
ALGOMA WI 54201

Notice of Shared Revenue – 2025 Original Estimate

Notice Information

The Wisconsin Department of Revenue (DOR) is providing the **estimated** shared revenue amounts your local government will receive in 2025 under current state law for county and municipal aid, supplemental county and municipal aid, utility aid and the expenditure restraint incentive program. This does not include adjustments, shown on the July and November payment notices.

District	TOWN OF AHNAPEE	County	KEWAUNEE	Co-muni code	31-002
-----------------	-----------------	---------------	----------	---------------------	--------

Estimate Information

For an explanation of each aid payment listed below, review the additional information in this notice.

2025 Original Estimate	
1. County and municipal aid	\$43,970.81
2. Utility aid	\$0.00
3. Supplemental county and municipal aid	\$45,868.95
4. Expenditure restraint incentive program	\$0.00
5. Total Estimated 2025 Payments (sum of Lines 1-4)	\$89,839.76

Payment Information

Your local government will receive two distributions in 2025 :

- July 28, 2025: 15% of Line 1, 2, and 3 and 100% of Line 4 (*shown above*)
- November 17, 2025: balance of your 2025 aid payments

County and Municipal Aid

Under state law, the county and municipal aid paid to each county and municipality must be equal to the amount determined in 2012 (sec. 79.036, Wis. Stats.) and adjusted for fallen protective services insurance reimbursement (sec. 79.036(4), Wis. Stats.).

County and Municipal Aid Calculation	
1. Prior year county and municipal aid	\$42,985.33
2. Increase due to sales tax revenue, including adjustments (<i>district changes</i>)	\$988.66
3. Fallen protective services insurance adjustment	-\$3.18
4. Fallen protective services insurance reimbursement (<i>reported to DOR</i>)	\$0.00
5. Total County and Municipal Aid (sum of Lines 1-4)	\$43,970.81

Utility Aid

- Under state law, utility aid is distributed to each county and municipality where tax-exempt utility property is located (sec. 79.04, Wis. Stats.)
- Utility companies report utility property information to DOR annually
- DOR uses the provided information to accurately calculate utility aid (*shown below*)

Utility Aid Calculation	
1. Net book value, <i>as of December 31, 2024 (including expected additions/retirements)</i>	\$0.00
2. Total net book value payment	\$0.00
3. Minimum payment	\$0.00
4. Megawatt capacity	0.0
5. Megawatt capacity payment	\$0.00
6. Closed/decommissioned production plant (phased down) payment	\$0.00
7. Subtotal (<i>sum of Lines 2, 3, 5 and 6</i>)	\$0.00
8. Population cap	\$371,450.00
9. Adjusted subtotal (<i>lesser of Line 7 or Line 8</i>)	\$0.00
10. Adjacent site incentive payment	\$0.00
11. Baseload incentive payment	\$0.00
12. Co-generation incentive payment	\$0.00
13. Alternative energy incentive payment	\$0.00
14. Total incentive payments (<i>sum of Lines 10 through 13</i>)	\$0.00
15. Spent nuclear fuel payment	\$0.00
16. Total Utility Aid – this is the utility aid payment listed on the front of the estimate (<i>sum of Lines 9, 14 and 15</i>)	\$0.00

Supplemental County and Municipal Aid

- Under state law, supplemental county and municipal aid paid to each county and municipality is determined by 2023 Wisconsin Act 12 (sec. 79.037, Wis. Stats.)
- For detailed information, review [county and municipal aid spreadsheet](#)

Supplemental County and Municipal Aid Calculation	
1. Prior year supplemental county and municipal aid	\$44,837.68
2. Increase due to sales tax revenue including adjustments (<i>district changes</i>)	\$1,031.27
3. Total Supplemental County and Municipal Aid (<i>sum of Lines 1 and 2</i>)	\$45,868.95

Expenditure Restraint Incentive Program

- Only municipalities are eligible to receive Expenditure Restraint Incentive Program (ERIP) payments
- Under state law, in 2025, each municipality will receive a payment that is equal to the amount of the payment received by the municipality in 2024 (sec. 79.05(4), Wis. Stats., from 2023 WI Act 12 – notwithstanding subs. (2) and (3))

Contact Information

If you have questions, contact us at lgs@wisconsin.gov, (608) 266-8618 or (608) 261-5167.



State of Wisconsin • DEPARTMENT OF REVENUE

DIVISION OF STATE AND LOCAL FINANCE • BUREAU OF LOCAL GOVERNMENT SERVICES • 2135 RIMROCK RD MADISON, WI 53713

Mailing Address:
PO Box 8971 #6-97
Madison WI 53708-8971
Fax: (608) 264-6887
lgs@wisconsin.gov

September 13, 2024

LINDA SINKULA
TOWN OF CARLTON
N1296 TOWN HALL ROAD
KEWAUNEE WI 54216

Notice of Shared Revenue – 2025 Original Estimate

Notice Information

The Wisconsin Department of Revenue (DOR) is providing the **estimated** shared revenue amounts your local government will receive in 2025 under current state law for county and municipal aid, supplemental county and municipal aid, utility aid and the expenditure restraint incentive program. This does not include adjustments, shown on the July and November payment notices.

District	TOWN OF CARLTON	County	KEWAUNEE	Co-muni code	31-004
-----------------	-----------------	---------------	----------	---------------------	--------

Estimate Information

For an explanation of each aid payment listed below, review the additional information in this notice.

2025 Original Estimate	
1. County and municipal aid	\$17,009.94
2. Utility aid	\$95,975.53
3. Supplemental county and municipal aid	\$48,016.37
4. Expenditure restraint incentive program	\$0.00
5. Total Estimated 2025 Payments (sum of Lines 1-4)	\$161,001.84

Payment Information

Your local government will receive two distributions in 2025 :

- July 28, 2025: 15% of Line 1, 2, and 3 and 100% of Line 4 (*shown above*)
- November 17, 2025: balance of your 2025 aid payments

County and Municipal Aid

Under state law, the county and municipal aid paid to each county and municipality must be equal to the amount determined in 2012 (sec. 79.036, Wis. Stats.) and adjusted for fallen protective services insurance reimbursement (sec. 79.036(4), Wis. Stats.).

County and Municipal Aid Calculation	
1. Prior year county and municipal aid	\$16,628.71
2. Increase due to sales tax revenue, including adjustments (<i>district changes</i>)	\$382.46
3. Fallen protective services insurance adjustment	-\$1.23
4. Fallen protective services insurance reimbursement (<i>reported to DOR</i>)	\$0.00
5. Total County and Municipal Aid (sum of Lines 1-4)	\$17,009.94

Utility Aid

- Under state law, utility aid is distributed to each county and municipality where tax-exempt utility property is located (sec. 79.04, Wis. Stats.)
- Utility companies report utility property information to DOR annually
- DOR uses the provided information to accurately calculate utility aid (*shown below*)

Utility Aid Calculation	
1. Net book value, <i>as of December 31, 2024 (including expected additions/retirements)</i>	\$15,325,175.00
2. Total net book value payment	\$45,975.53
3. Minimum payment	\$0.00
4. Megawatt capacity	0.0
5. Megawatt capacity payment	\$0.00
6. Closed/decommissioned production plant (phased down) payment	\$0.00
7. Subtotal (<i>sum of Lines 2, 3, 5 and 6</i>)	\$45,975.53
8. Population cap	\$426,275.00
9. Adjusted subtotal (<i>lesser of Line 7 or Line 8</i>)	\$45,975.53
10. Adjacent site incentive payment	\$0.00
11. Baseload incentive payment	\$0.00
12. Co-generation incentive payment	\$0.00
13. Alternative energy incentive payment	\$0.00
14. Total incentive payments (<i>sum of Lines 10 through 13</i>)	\$0.00
15. Spent nuclear fuel payment	\$50,000.00
16. Total Utility Aid – this is the utility aid payment listed on the front of the estimate (<i>sum of Lines 9, 14 and 15</i>)	\$95,975.53

Supplemental County and Municipal Aid

- Under state law, supplemental county and municipal aid paid to each county and municipality is determined by 2023 Wisconsin Act 12 (sec. 79.037, Wis. Stats.)
- For detailed information, review [county and municipal aid spreadsheet](#)

Supplemental County and Municipal Aid Calculation	
1. Prior year supplemental county and municipal aid	\$46,936.82
2. Increase due to sales tax revenue including adjustments (<i>district changes</i>)	\$1,079.55
3. Total Supplemental County and Municipal Aid (<i>sum of Lines 1 and 2</i>)	\$48,016.37

Expenditure Restraint Incentive Program

- Only municipalities are eligible to receive Expenditure Restraint Incentive Program (ERIP) payments
- Under state law, in 2025, each municipality will receive a payment that is equal to the amount of the payment received by the municipality in 2024 (sec. 79.05(4), Wis. Stats., from 2023 WI Act 12 – notwithstanding subs. (2) and (3))

Contact Information

If you have questions, contact us at lgs@wisconsin.gov, (608) 266-8618 or (608) 261-5167.



State of Wisconsin • DEPARTMENT OF REVENUE

DIVISION OF STATE AND LOCAL FINANCE • BUREAU OF LOCAL GOVERNMENT SERVICES • 2135 RIMROCK RD MADISON, WI 53713

Mailing Address:
PO Box 8971 #6-97
Madison WI 53708-8971
Fax: (608) 264-6887
lgs@wisconsin.gov

September 13, 2024

TERRIE GABRIEL
TOWN OF CASCO
N6884 COUNTY RD C
CASCO WI 54205-9703

Notice of Shared Revenue – 2025 Original Estimate

Notice Information

The Wisconsin Department of Revenue (DOR) is providing the **estimated** shared revenue amounts your local government will receive in 2025 under current state law for county and municipal aid, supplemental county and municipal aid, utility aid and the expenditure restraint incentive program. This does not include adjustments, shown on the July and November payment notices.

District	TOWN OF CASCO	County	KEWAUNEE	Co-muni code	31-006
-----------------	---------------	---------------	----------	---------------------	--------

Estimate Information

For an explanation of each aid payment listed below, review the additional information in this notice.

2025 Original Estimate	
1. County and municipal aid	\$53,938.34
2. Utility aid	\$1,937.86
3. Supplemental county and municipal aid	\$50,558.47
4. Expenditure restraint incentive program	\$0.00
5. Total Estimated 2025 Payments (sum of Lines 1-4)	\$106,434.67

Payment Information

Your local government will receive two distributions in 2025 :

- July 28, 2025: 15% of Line 1, 2, and 3 and 100% of Line 4 (*shown above*)
- November 17, 2025: balance of your 2025 aid payments

County and Municipal Aid

Under state law, the county and municipal aid paid to each county and municipality must be equal to the amount determined in 2012 (sec. 79.036, Wis. Stats.) and adjusted for fallen protective services insurance reimbursement (sec. 79.036(4), Wis. Stats.).

County and Municipal Aid Calculation	
1. Prior year county and municipal aid	\$52,729.46
2. Increase due to sales tax revenue, including adjustments (<i>district changes</i>)	\$1,212.78
3. Fallen protective services insurance adjustment	-\$3.90
4. Fallen protective services insurance reimbursement (<i>reported to DOR</i>)	\$0.00
5. Total County and Municipal Aid (sum of Lines 1-4)	\$53,938.34

Utility Aid

- Under state law, utility aid is distributed to each county and municipality where tax-exempt utility property is located (sec. 79.04, Wis. Stats.)
- Utility companies report utility property information to DOR annually
- DOR uses the provided information to accurately calculate utility aid (*shown below*)

Utility Aid Calculation	
1. Net book value, as of December 31, 2024 (including expected additions/retirements)	\$645,952.00
2. Total net book value payment	\$1,937.86
3. Minimum payment	\$0.00
4. Megawatt capacity	0.0
5. Megawatt capacity payment	\$0.00
6. Closed/decommissioned production plant (phased down) payment	\$0.00
7. Subtotal (sum of Lines 2, 3, 5 and 6)	\$1,937.86
8. Population cap	\$490,025.00
9. Adjusted subtotal (lesser of Line 7 or Line 8)	\$1,937.86
10. Adjacent site incentive payment	\$0.00
11. Baseload incentive payment	\$0.00
12. Co-generation incentive payment	\$0.00
13. Alternative energy incentive payment	\$0.00
14. Total incentive payments (sum of Lines 10 through 13)	\$0.00
15. Spent nuclear fuel payment	\$0.00
16. Total Utility Aid – this is the utility aid payment listed on the front of the estimate (sum of Lines 9, 14 and 15)	\$1,937.86

Supplemental County and Municipal Aid

- Under state law, supplemental county and municipal aid paid to each county and municipality is determined by 2023 Wisconsin Act 12 (sec. 79.037, Wis. Stats.)
- For detailed information, review [county and municipal aid spreadsheet](#)

Supplemental County and Municipal Aid Calculation	
1. Prior year supplemental county and municipal aid	\$49,421.77
2. Increase due to sales tax revenue including adjustments (district changes)	\$1,136.70
3. Total Supplemental County and Municipal Aid (sum of Lines 1 and 2)	\$50,558.47

Expenditure Restraint Incentive Program

- Only municipalities are eligible to receive Expenditure Restraint Incentive Program (ERIP) payments
- Under state law, in 2025, each municipality will receive a payment that is equal to the amount of the payment received by the municipality in 2024 (sec. 79.05(4), Wis. Stats., from 2023 WI Act 12 – notwithstanding subs. (2) and (3))

Contact Information

If you have questions, contact us at lgs@wisconsin.gov, (608) 266-8618 or (608) 261-5167.



State of Wisconsin • DEPARTMENT OF REVENUE

DIVISION OF STATE AND LOCAL FINANCE • BUREAU OF LOCAL GOVERNMENT SERVICES • 2135 RIMROCK RD MADISON, WI 53713

Mailing Address:
PO Box 8971 #6-97
Madison WI 53708-8971
Fax: (608) 264-6887
lgs@wisconsin.gov

September 13, 2024

SUZI SEVCIK
TOWN OF FRANKLIN
N1202 SLEEPY HOLLOW RD
KEWAUNEE WI 54216

Notice of Shared Revenue – 2025 Original Estimate

Notice Information

The Wisconsin Department of Revenue (DOR) is providing the **estimated** shared revenue amounts your local government will receive in 2025 under current state law for county and municipal aid, supplemental county and municipal aid, utility aid and the expenditure restraint incentive program. This does not include adjustments, shown on the July and November payment notices.

District	TOWN OF FRANKLIN	County	KEWAUNEE	Co-muni code	31-008
-----------------	------------------	---------------	----------	---------------------	--------

Estimate Information

For an explanation of each aid payment listed below, review the additional information in this notice.

2025 Original Estimate	
1. County and municipal aid	\$26,449.02
2. Utility aid	\$73.94
3. Supplemental county and municipal aid	\$47,277.69
4. Expenditure restraint incentive program	\$0.00
5. Total Estimated 2025 Payments (sum of Lines 1-4)	\$73,800.65

Payment Information

Your local government will receive two distributions in 2025 :

- July 28, 2025: 15% of Line 1, 2, and 3 and 100% of Line 4 (*shown above*)
- November 17, 2025: balance of your 2025 aid payments

County and Municipal Aid

Under state law, the county and municipal aid paid to each county and municipality must be equal to the amount determined in 2012 (sec. 79.036, Wis. Stats.) and adjusted for fallen protective services insurance reimbursement (sec. 79.036(4), Wis. Stats.).

County and Municipal Aid Calculation	
1. Prior year county and municipal aid	\$25,856.24
2. Increase due to sales tax revenue, including adjustments (<i>district changes</i>)	\$594.69
3. Fallen protective services insurance adjustment	-\$1.91
4. Fallen protective services insurance reimbursement (<i>reported to DOR</i>)	\$0.00
5. Total County and Municipal Aid (sum of Lines 1-4)	\$26,449.02

Utility Aid

- Under state law, utility aid is distributed to each county and municipality where tax-exempt utility property is located (sec. 79.04, Wis. Stats.)
- Utility companies report utility property information to DOR annually
- DOR uses the provided information to accurately calculate utility aid (*shown below*)

Utility Aid Calculation	
1. Net book value, <i>as of December 31, 2024 (including expected additions/retirements)</i>	\$24,648.00
2. Total net book value payment	\$73.94
3. Minimum payment	\$0.00
4. Megawatt capacity	0.0
5. Megawatt capacity payment	\$0.00
6. Closed/decommissioned production plant (phased down) payment	\$0.00
7. Subtotal (<i>sum of Lines 2, 3, 5 and 6</i>)	\$73.94
8. Population cap	\$408,425.00
9. Adjusted subtotal (<i>lesser of Line 7 or Line 8</i>)	\$73.94
10. Adjacent site incentive payment	\$0.00
11. Baseload incentive payment	\$0.00
12. Co-generation incentive payment	\$0.00
13. Alternative energy incentive payment	\$0.00
14. Total incentive payments (<i>sum of Lines 10 through 13</i>)	\$0.00
15. Spent nuclear fuel payment	\$0.00
16. Total Utility Aid – this is the utility aid payment listed on the front of the estimate (<i>sum of Lines 9, 14 and 15</i>)	\$73.94

Supplemental County and Municipal Aid

- Under state law, supplemental county and municipal aid paid to each county and municipality is determined by 2023 Wisconsin Act 12 (sec. 79.037, Wis. Stats.)
- For detailed information, review [county and municipal aid spreadsheet](#)

Supplemental County and Municipal Aid Calculation	
1. Prior year supplemental county and municipal aid	\$46,214.75
2. Increase due to sales tax revenue including adjustments (<i>district changes</i>)	\$1,062.94
3. Total Supplemental County and Municipal Aid (<i>sum of Lines 1 and 2</i>)	\$47,277.69

Expenditure Restraint Incentive Program

- Only municipalities are eligible to receive Expenditure Restraint Incentive Program (ERIP) payments
- Under state law, in 2025, each municipality will receive a payment that is equal to the amount of the payment received by the municipality in 2024 (sec. 79.05(4), Wis. Stats., from 2023 WI Act 12 – notwithstanding subs. (2) and (3))

Contact Information

If you have questions, contact us at lgs@wisconsin.gov, (608) 266-8618 or (608) 261-5167.



State of Wisconsin • DEPARTMENT OF REVENUE

DIVISION OF STATE AND LOCAL FINANCE • BUREAU OF LOCAL GOVERNMENT SERVICES • 2135 RIMROCK RD MADISON, WI 53713

Mailing Address:
PO Box 8971 #6-97
Madison WI 53708-8971
Fax: (608) 264-6887
lgs@wisconsin.gov

September 13, 2024

MARY ANN SALMON
TOWN OF LINCOLN
N9275 COUNTY ROAD P
ALGOMA WI 54201-9701

Notice of Shared Revenue – 2025 Original Estimate

Notice Information

The Wisconsin Department of Revenue (DOR) is providing the **estimated** shared revenue amounts your local government will receive in 2025 under current state law for county and municipal aid, supplemental county and municipal aid, utility aid and the expenditure restraint incentive program. This does not include adjustments, shown on the July and November payment notices.

District	TOWN OF LINCOLN	County	KEWAUNEE	Co-muni code	31-010
-----------------	-----------------	---------------	----------	---------------------	--------

Estimate Information

For an explanation of each aid payment listed below, review the additional information in this notice.

2025 Original Estimate	
1. County and municipal aid	\$61,802.95
2. Utility aid	\$4,917.19
3. Supplemental county and municipal aid	\$46,693.59
4. Expenditure restraint incentive program	\$0.00
5. Total Estimated 2025 Payments (sum of Lines 1-4)	\$113,413.73

Payment Information

Your local government will receive two distributions in 2025 :

- July 28, 2025: 15% of Line 1, 2, and 3 and 100% of Line 4 (*shown above*)
- November 17, 2025: balance of your 2025 aid payments

County and Municipal Aid

Under state law, the county and municipal aid paid to each county and municipality must be equal to the amount determined in 2012 (sec. 79.036, Wis. Stats.) and adjusted for fallen protective services insurance reimbursement (sec. 79.036(4), Wis. Stats.).

County and Municipal Aid Calculation	
1. Prior year county and municipal aid	\$60,417.81
2. Increase due to sales tax revenue, including adjustments (<i>district changes</i>)	\$1,389.61
3. Fallen protective services insurance adjustment	-\$4.47
4. Fallen protective services insurance reimbursement (<i>reported to DOR</i>)	\$0.00
5. Total County and Municipal Aid (sum of Lines 1-4)	\$61,802.95

Utility Aid

- Under state law, utility aid is distributed to each county and municipality where tax-exempt utility property is located (sec. 79.04, Wis. Stats.)
- Utility companies report utility property information to DOR annually
- DOR uses the provided information to accurately calculate utility aid (*shown below*)

Utility Aid Calculation	
1. Net book value, <i>as of December 31, 2024 (including expected additions/retirements)</i>	\$1,639,064.00
2. Total net book value payment	\$4,917.19
3. Minimum payment	\$0.00
4. Megawatt capacity	0.0
5. Megawatt capacity payment	\$0.00
6. Closed/decommissioned production plant (phased down) payment	\$0.00
7. Subtotal (<i>sum of Lines 2, 3, 5 and 6</i>)	\$4,917.19
8. Population cap	\$394,400.00
9. Adjusted subtotal (<i>lesser of Line 7 or Line 8</i>)	\$4,917.19
10. Adjacent site incentive payment	\$0.00
11. Baseload incentive payment	\$0.00
12. Co-generation incentive payment	\$0.00
13. Alternative energy incentive payment	\$0.00
14. Total incentive payments (<i>sum of Lines 10 through 13</i>)	\$0.00
15. Spent nuclear fuel payment	\$0.00
16. Total Utility Aid – this is the utility aid payment listed on the front of the estimate (<i>sum of Lines 9, 14 and 15</i>)	\$4,917.19

Supplemental County and Municipal Aid

- Under state law, supplemental county and municipal aid paid to each county and municipality is determined by 2023 Wisconsin Act 12 (sec. 79.037, Wis. Stats.)
- For detailed information, review [county and municipal aid spreadsheet](#)

Supplemental County and Municipal Aid Calculation	
1. Prior year supplemental county and municipal aid	\$45,643.78
2. Increase due to sales tax revenue including adjustments (<i>district changes</i>)	\$1,049.81
3. Total Supplemental County and Municipal Aid (<i>sum of Lines 1 and 2</i>)	\$46,693.59

Expenditure Restraint Incentive Program

- Only municipalities are eligible to receive Expenditure Restraint Incentive Program (ERIP) payments
- Under state law, in 2025, each municipality will receive a payment that is equal to the amount of the payment received by the municipality in 2024 (sec. 79.05(4), Wis. Stats., from 2023 WI Act 12 – notwithstanding subs. (2) and (3))

Contact Information

If you have questions, contact us at lgs@wisconsin.gov, (608) 266-8618 or (608) 261-5167.



State of Wisconsin • DEPARTMENT OF REVENUE

DIVISION OF STATE AND LOCAL FINANCE • BUREAU OF LOCAL GOVERNMENT SERVICES • 2135 RIMROCK RD MADISON, WI 53713

Mailing Address:
PO Box 8971 #6-97
Madison WI 53708-8971
Fax: (608) 264-6887
lgs@wisconsin.gov

September 13, 2024

GLEND A DAUL
TOWN OF LUXEMBURG
PO BOX 28
LUXEMBURG WI 54217-0028

Notice of Shared Revenue – 2025 Original Estimate

Notice Information

The Wisconsin Department of Revenue (DOR) is providing the **estimated** shared revenue amounts your local government will receive in 2025 under current state law for county and municipal aid, supplemental county and municipal aid, utility aid and the expenditure restraint incentive program. This does not include adjustments, shown on the July and November payment notices.

District	TOWN OF LUXEMBURG	County	KEWAUNEE	Co-muni code	31-012
-----------------	-------------------	---------------	----------	---------------------	--------

Estimate Information

For an explanation of each aid payment listed below, review the additional information in this notice.

2025 Original Estimate	
1. County and municipal aid	\$39,880.38
2. Utility aid	\$8,478.62
3. Supplemental county and municipal aid	\$55,778.62
4. Expenditure restraint incentive program	\$0.00
5. Total Estimated 2025 Payments (sum of Lines 1-4)	\$104,137.62

Payment Information

Your local government will receive two distributions in 2025 :

- July 28, 2025: 15% of Line 1, 2, and 3 and 100% of Line 4 (*shown above*)
- November 17, 2025: balance of your 2025 aid payments

County and Municipal Aid

Under state law, the county and municipal aid paid to each county and municipality must be equal to the amount determined in 2012 (sec. 79.036, Wis. Stats.) and adjusted for fallen protective services insurance reimbursement (sec. 79.036(4), Wis. Stats.).

County and Municipal Aid Calculation	
1. Prior year county and municipal aid	\$38,986.57
2. Increase due to sales tax revenue, including adjustments (<i>district changes</i>)	\$896.69
3. Fallen protective services insurance adjustment	-\$2.88
4. Fallen protective services insurance reimbursement (<i>reported to DOR</i>)	\$0.00
5. Total County and Municipal Aid (sum of Lines 1-4)	\$39,880.38

Utility Aid

- Under state law, utility aid is distributed to each county and municipality where tax-exempt utility property is located (sec. 79.04, Wis. Stats.)
- Utility companies report utility property information to DOR annually
- DOR uses the provided information to accurately calculate utility aid (*shown below*)

Utility Aid Calculation	
1. Net book value, <i>as of December 31, 2024 (including expected additions/retirements)</i>	\$2,826,207.00
2. Total net book value payment	\$8,478.62
3. Minimum payment	\$0.00
4. Megawatt capacity	0.0
5. Megawatt capacity payment	\$0.00
6. Closed/decommissioned production plant (phased down) payment	\$0.00
7. Subtotal (<i>sum of Lines 2, 3, 5 and 6</i>)	\$8,478.62
8. Population cap	\$615,400.00
9. Adjusted subtotal (<i>lesser of Line 7 or Line 8</i>)	\$8,478.62
10. Adjacent site incentive payment	\$0.00
11. Baseload incentive payment	\$0.00
12. Co-generation incentive payment	\$0.00
13. Alternative energy incentive payment	\$0.00
14. Total incentive payments (<i>sum of Lines 10 through 13</i>)	\$0.00
15. Spent nuclear fuel payment	\$0.00
16. Total Utility Aid – this is the utility aid payment listed on the front of the estimate (<i>sum of Lines 9, 14 and 15</i>)	\$8,478.62

Supplemental County and Municipal Aid

- Under state law, supplemental county and municipal aid paid to each county and municipality is determined by 2023 Wisconsin Act 12 (sec. 79.037, Wis. Stats.)
- For detailed information, review [county and municipal aid spreadsheet](#)

Supplemental County and Municipal Aid Calculation	
1. Prior year supplemental county and municipal aid	\$54,524.56
2. Increase due to sales tax revenue including adjustments (<i>district changes</i>)	\$1,254.06
3. Total Supplemental County and Municipal Aid (<i>sum of Lines 1 and 2</i>)	\$55,778.62

Expenditure Restraint Incentive Program

- Only municipalities are eligible to receive Expenditure Restraint Incentive Program (ERIP) payments
- Under state law, in 2025, each municipality will receive a payment that is equal to the amount of the payment received by the municipality in 2024 (sec. 79.05(4), Wis. Stats., from 2023 WI Act 12 – notwithstanding subs. (2) and (3))

Contact Information

If you have questions, contact us at lgs@wisconsin.gov, (608) 266-8618 or (608) 261-5167.



State of Wisconsin • DEPARTMENT OF REVENUE

DIVISION OF STATE AND LOCAL FINANCE • BUREAU OF LOCAL GOVERNMENT SERVICES • 2135 RIMROCK RD MADISON, WI 53713

Mailing Address:
PO Box 8971 #6-97
Madison WI 53708-8971
Fax: (608) 264-6887
lgs@wisconsin.gov

September 13, 2024

SHAEFER OSHEFSKY
TOWN OF MONTEPELIER
N2643 COUNTY RD V
LUXEMBURG WI 54217-7431

Notice of Shared Revenue – 2025 Original Estimate

Notice Information

The Wisconsin Department of Revenue (DOR) is providing the **estimated** shared revenue amounts your local government will receive in 2025 under current state law for county and municipal aid, supplemental county and municipal aid, utility aid and the expenditure restraint incentive program. This does not include adjustments, shown on the July and November payment notices.

District	TOWN OF MONTEPELIER	County	KEWAUNEE	Co-muni code	31-014
-----------------	---------------------	---------------	----------	---------------------	--------

Estimate Information

For an explanation of each aid payment listed below, review the additional information in this notice.

2025 Original Estimate	
1. County and municipal aid	\$36,872.95
2. Utility aid	\$143.50
3. Supplemental county and municipal aid	\$54,061.68
4. Expenditure restraint incentive program	\$0.00
5. Total Estimated 2025 Payments (sum of Lines 1-4)	\$91,078.13

Payment Information

Your local government will receive two distributions in 2025 :

- July 28, 2025: 15% of Line 1, 2, and 3 and 100% of Line 4 (*shown above*)
- November 17, 2025: balance of your 2025 aid payments

County and Municipal Aid

Under state law, the county and municipal aid paid to each county and municipality must be equal to the amount determined in 2012 (sec. 79.036, Wis. Stats.) and adjusted for fallen protective services insurance reimbursement (sec. 79.036(4), Wis. Stats.).

County and Municipal Aid Calculation	
1. Prior year county and municipal aid	\$36,046.54
2. Increase due to sales tax revenue, including adjustments (<i>district changes</i>)	\$829.07
3. Fallen protective services insurance adjustment	-\$2.66
4. Fallen protective services insurance reimbursement (<i>reported to DOR</i>)	\$0.00
5. Total County and Municipal Aid (sum of Lines 1-4)	\$36,872.95

Utility Aid

- Under state law, utility aid is distributed to each county and municipality where tax-exempt utility property is located (sec. 79.04, Wis. Stats.)
- Utility companies report utility property information to DOR annually
- DOR uses the provided information to accurately calculate utility aid (*shown below*)

Utility Aid Calculation	
1. Net book value, <i>as of December 31, 2024 (including expected additions/retirements)</i>	\$47,832.00
2. Total net book value payment	\$143.50
3. Minimum payment	\$0.00
4. Megawatt capacity	0.0
5. Megawatt capacity payment	\$0.00
6. Closed/decommissioned production plant (phased down) payment	\$0.00
7. Subtotal (<i>sum of Lines 2, 3, 5 and 6</i>)	\$143.50
8. Population cap	\$576,300.00
9. Adjusted subtotal (<i>lesser of Line 7 or Line 8</i>)	\$143.50
10. Adjacent site incentive payment	\$0.00
11. Baseload incentive payment	\$0.00
12. Co-generation incentive payment	\$0.00
13. Alternative energy incentive payment	\$0.00
14. Total incentive payments (<i>sum of Lines 10 through 13</i>)	\$0.00
15. Spent nuclear fuel payment	\$0.00
16. Total Utility Aid – this is the utility aid payment listed on the front of the estimate <i>(sum of Lines 9, 14 and 15)</i>	\$143.50

Supplemental County and Municipal Aid

- Under state law, supplemental county and municipal aid paid to each county and municipality is determined by 2023 Wisconsin Act 12 (sec. 79.037, Wis. Stats.)
- For detailed information, review [county and municipal aid spreadsheet](#)

Supplemental County and Municipal Aid Calculation	
1. Prior year supplemental county and municipal aid	\$52,846.22
2. Increase due to sales tax revenue including adjustments (<i>district changes</i>)	\$1,215.46
3. Total Supplemental County and Municipal Aid (<i>sum of Lines 1 and 2</i>)	\$54,061.68

Expenditure Restraint Incentive Program

- Only municipalities are eligible to receive Expenditure Restraint Incentive Program (ERIP) payments
- Under state law, in 2025, each municipality will receive a payment that is equal to the amount of the payment received by the municipality in 2024 (sec. 79.05(4), Wis. Stats., from 2023 WI Act 12 – notwithstanding subs. (2) and (3))

Contact Information

If you have questions, contact us at lgs@wisconsin.gov, (608) 266-8618 or (608) 261-5167.



State of Wisconsin • DEPARTMENT OF REVENUE

DIVISION OF STATE AND LOCAL FINANCE • BUREAU OF LOCAL GOVERNMENT SERVICES • 2135 RIMROCK RD MADISON, WI 53713

Mailing Address:
PO Box 8971 #6-97
Madison WI 53708-8971
Fax: (608) 264-6887
lgs@wisconsin.gov

September 13, 2024

BONNIE SELNER
TOWN OF PIERCE
N4336 KAY ROAD
KEWAUNEE WI 54216

Notice of Shared Revenue – 2025 Original Estimate

Notice Information

The Wisconsin Department of Revenue (DOR) is providing the **estimated** shared revenue amounts your local government will receive in 2025 under current state law for county and municipal aid, supplemental county and municipal aid, utility aid and the expenditure restraint incentive program. This does not include adjustments, shown on the July and November payment notices.

District	TOWN OF PIERCE	County	KEWAUNEE	Co-muni code	31-016
-----------------	----------------	---------------	----------	---------------------	--------

Estimate Information

For an explanation of each aid payment listed below, review the additional information in this notice.

2025 Original Estimate	
1. County and municipal aid	\$16,097.59
2. Utility aid	\$2,576.54
3. Supplemental county and municipal aid	\$43,978.93
4. Expenditure restraint incentive program	\$0.00
5. Total Estimated 2025 Payments (sum of Lines 1-4)	\$62,653.06

Payment Information

Your local government will receive two distributions in 2025 :

- July 28, 2025: 15% of Line 1, 2, and 3 and 100% of Line 4 (*shown above*)
- November 17, 2025: balance of your 2025 aid payments

County and Municipal Aid

Under state law, the county and municipal aid paid to each county and municipality must be equal to the amount determined in 2012 (sec. 79.036, Wis. Stats.) and adjusted for fallen protective services insurance reimbursement (sec. 79.036(4), Wis. Stats.).

County and Municipal Aid Calculation	
1. Prior year county and municipal aid	\$15,736.80
2. Increase due to sales tax revenue, including adjustments (<i>district changes</i>)	\$361.95
3. Fallen protective services insurance adjustment	-\$1.16
4. Fallen protective services insurance reimbursement (<i>reported to DOR</i>)	\$0.00
5. Total County and Municipal Aid (sum of Lines 1-4)	\$16,097.59

Utility Aid

- Under state law, utility aid is distributed to each county and municipality where tax-exempt utility property is located (sec. 79.04, Wis. Stats.)
- Utility companies report utility property information to DOR annually
- DOR uses the provided information to accurately calculate utility aid (*shown below*)

Utility Aid Calculation	
1. Net book value, <i>as of December 31, 2024 (including expected additions/retirements)</i>	\$858,846.00
2. Total net book value payment	\$2,576.54
3. Minimum payment	\$0.00
4. Megawatt capacity	0.0
5. Megawatt capacity payment	\$0.00
6. Closed/decommissioned production plant (phased down) payment	\$0.00
7. Subtotal (<i>sum of Lines 2, 3, 5 and 6</i>)	\$2,576.54
8. Population cap	\$327,675.00
9. Adjusted subtotal (<i>lesser of Line 7 or Line 8</i>)	\$2,576.54
10. Adjacent site incentive payment	\$0.00
11. Baseload incentive payment	\$0.00
12. Co-generation incentive payment	\$0.00
13. Alternative energy incentive payment	\$0.00
14. Total incentive payments (<i>sum of Lines 10 through 13</i>)	\$0.00
15. Spent nuclear fuel payment	\$0.00
16. Total Utility Aid – this is the utility aid payment listed on the front of the estimate (<i>sum of Lines 9, 14 and 15</i>)	\$2,576.54

Supplemental County and Municipal Aid

- Under state law, supplemental county and municipal aid paid to each county and municipality is determined by 2023 Wisconsin Act 12 (sec. 79.037, Wis. Stats.)
- For detailed information, review [county and municipal aid spreadsheet](#)

Supplemental County and Municipal Aid Calculation	
1. Prior year supplemental county and municipal aid	\$42,990.16
2. Increase due to sales tax revenue including adjustments (<i>district changes</i>)	\$988.77
3. Total Supplemental County and Municipal Aid (<i>sum of Lines 1 and 2</i>)	\$43,978.93

Expenditure Restraint Incentive Program

- Only municipalities are eligible to receive Expenditure Restraint Incentive Program (ERIP) payments
- Under state law, in 2025, each municipality will receive a payment that is equal to the amount of the payment received by the municipality in 2024 (sec. 79.05(4), Wis. Stats., from 2023 WI Act 12 – notwithstanding subs. (2) and (3))

Contact Information

If you have questions, contact us at lgs@wisconsin.gov, (608) 266-8618 or (608) 261-5167.



State of Wisconsin • DEPARTMENT OF REVENUE

DIVISION OF STATE AND LOCAL FINANCE • BUREAU OF LOCAL GOVERNMENT SERVICES • 2135 RIMROCK RD MADISON, WI 53713

Mailing Address:
PO Box 8971 #6-97
Madison WI 53708-8971
Fax: (608) 264-6887
lgs@wisconsin.gov

September 13, 2024

CHAR DUCKART
TOWN OF RED RIVER
E505 COUNTY RD S
LUXEMBURG WI 54217-9675

Notice of Shared Revenue – 2025 Original Estimate

Notice Information

The Wisconsin Department of Revenue (DOR) is providing the **estimated** shared revenue amounts your local government will receive in 2025 under current state law for county and municipal aid, supplemental county and municipal aid, utility aid and the expenditure restraint incentive program. This does not include adjustments, shown on the July and November payment notices.

District	TOWN OF RED RIVER	County	KEWAUNEE	Co-muni code	31-018
-----------------	-------------------	---------------	----------	---------------------	--------

Estimate Information

For an explanation of each aid payment listed below, review the additional information in this notice.

2025 Original Estimate	
1. County and municipal aid	\$41,754.39
2. Utility aid	\$1,337.17
3. Supplemental county and municipal aid	\$54,387.92
4. Expenditure restraint incentive program	\$0.00
5. Total Estimated 2025 Payments (sum of Lines 1-4)	\$97,479.48

Payment Information

Your local government will receive two distributions in 2025 :

- July 28, 2025: 15% of Line 1, 2, and 3 and 100% of Line 4 (*shown above*)
- November 17, 2025: balance of your 2025 aid payments

County and Municipal Aid

Under state law, the county and municipal aid paid to each county and municipality must be equal to the amount determined in 2012 (sec. 79.036, Wis. Stats.) and adjusted for fallen protective services insurance reimbursement (sec. 79.036(4), Wis. Stats.).

County and Municipal Aid Calculation	
1. Prior year county and municipal aid	\$40,818.58
2. Increase due to sales tax revenue, including adjustments (<i>district changes</i>)	\$938.83
3. Fallen protective services insurance adjustment	-\$3.02
4. Fallen protective services insurance reimbursement (<i>reported to DOR</i>)	\$0.00
5. Total County and Municipal Aid (sum of Lines 1-4)	\$41,754.39

Utility Aid

- Under state law, utility aid is distributed to each county and municipality where tax-exempt utility property is located (sec. 79.04, Wis. Stats.)
- Utility companies report utility property information to DOR annually
- DOR uses the provided information to accurately calculate utility aid (*shown below*)

Utility Aid Calculation	
1. Net book value, as of December 31, 2024 (including expected additions/retirements)	\$445,724.00
2. Total net book value payment	\$1,337.17
3. Minimum payment	\$0.00
4. Megawatt capacity	0.0
5. Megawatt capacity payment	\$0.00
6. Closed/decommissioned production plant (phased down) payment	\$0.00
7. Subtotal (sum of Lines 2, 3, 5 and 6)	\$1,337.17
8. Population cap	\$583,950.00
9. Adjusted subtotal (lesser of Line 7 or Line 8)	\$1,337.17
10. Adjacent site incentive payment	\$0.00
11. Baseload incentive payment	\$0.00
12. Co-generation incentive payment	\$0.00
13. Alternative energy incentive payment	\$0.00
14. Total incentive payments (sum of Lines 10 through 13)	\$0.00
15. Spent nuclear fuel payment	\$0.00
16. Total Utility Aid – this is the utility aid payment listed on the front of the estimate (sum of Lines 9, 14 and 15)	\$1,337.17

Supplemental County and Municipal Aid

- Under state law, supplemental county and municipal aid paid to each county and municipality is determined by 2023 Wisconsin Act 12 (sec. 79.037, Wis. Stats.)
- For detailed information, review [county and municipal aid spreadsheet](#)

Supplemental County and Municipal Aid Calculation	
1. Prior year supplemental county and municipal aid	\$53,165.12
2. Increase due to sales tax revenue including adjustments (district changes)	\$1,222.80
3. Total Supplemental County and Municipal Aid (sum of Lines 1 and 2)	\$54,387.92

Expenditure Restraint Incentive Program

- Only municipalities are eligible to receive Expenditure Restraint Incentive Program (ERIP) payments
- Under state law, in 2025, each municipality will receive a payment that is equal to the amount of the payment received by the municipality in 2024 (sec. 79.05(4), Wis. Stats., from 2023 WI Act 12 – notwithstanding subs. (2) and (3))

Contact Information

If you have questions, contact us at lgs@wisconsin.gov, (608) 266-8618 or (608) 261-5167.



State of Wisconsin • DEPARTMENT OF REVENUE

DIVISION OF STATE AND LOCAL FINANCE • BUREAU OF LOCAL GOVERNMENT SERVICES • 2135 RIMROCK RD MADISON, WI 53713

Mailing Address:
PO Box 8971 #6-97
Madison WI 53708-8971
Fax: (608) 264-6887
lgs@wisconsin.gov

September 13, 2024

KRISTEN RICHARD
TOWN OF WEST KEWAUNEE
N4181 OXBOW LANE
KEWAUNEE WI 54216

Notice of Shared Revenue – 2025 Original Estimate

Notice Information

The Wisconsin Department of Revenue (DOR) is providing the **estimated** shared revenue amounts your local government will receive in 2025 under current state law for county and municipal aid, supplemental county and municipal aid, utility aid and the expenditure restraint incentive program. This does not include adjustments, shown on the July and November payment notices.

District	TOWN OF WEST KEWAUNEE	County	KEWAUNEE	Co-muni code	31-020
-----------------	-----------------------	---------------	----------	---------------------	--------

Estimate Information

For an explanation of each aid payment listed below, review the additional information in this notice.

2025 Original Estimate	
1. County and municipal aid	\$38,820.80
2. Utility aid	\$10,230.22
3. Supplemental county and municipal aid	\$52,842.53
4. Expenditure restraint incentive program	\$0.00
5. Total Estimated 2025 Payments (sum of Lines 1-4)	\$101,893.55

Payment Information

Your local government will receive two distributions in 2025 :

- July 28, 2025: 15% of Line 1, 2, and 3 and 100% of Line 4 (*shown above*)
- November 17, 2025: balance of your 2025 aid payments

County and Municipal Aid

Under state law, the county and municipal aid paid to each county and municipality must be equal to the amount determined in 2012 (sec. 79.036, Wis. Stats.) and adjusted for fallen protective services insurance reimbursement (sec. 79.036(4), Wis. Stats.).

County and Municipal Aid Calculation	
1. Prior year county and municipal aid	\$37,950.73
2. Increase due to sales tax revenue, including adjustments (<i>district changes</i>)	\$872.87
3. Fallen protective services insurance adjustment	-\$2.80
4. Fallen protective services insurance reimbursement (<i>reported to DOR</i>)	\$0.00
5. Total County and Municipal Aid (sum of Lines 1-4)	\$38,820.80

Utility Aid

- Under state law, utility aid is distributed to each county and municipality where tax-exempt utility property is located (sec. 79.04, Wis. Stats.)
- Utility companies report utility property information to DOR annually
- DOR uses the provided information to accurately calculate utility aid (*shown below*)

Utility Aid Calculation	
1. Net book value, <i>as of December 31, 2024 (including expected additions/retirements)</i>	\$3,410,074.00
2. Total net book value payment	\$10,230.22
3. Minimum payment	\$0.00
4. Megawatt capacity	0.0
5. Megawatt capacity payment	\$0.00
6. Closed/decommissioned production plant (phased down) payment	\$0.00
7. Subtotal (<i>sum of Lines 2, 3, 5 and 6</i>)	\$10,230.22
8. Population cap	\$544,000.00
9. Adjusted subtotal (<i>lesser of Line 7 or Line 8</i>)	\$10,230.22
10. Adjacent site incentive payment	\$0.00
11. Baseload incentive payment	\$0.00
12. Co-generation incentive payment	\$0.00
13. Alternative energy incentive payment	\$0.00
14. Total incentive payments (<i>sum of Lines 10 through 13</i>)	\$0.00
15. Spent nuclear fuel payment	\$0.00
16. Total Utility Aid – this is the utility aid payment listed on the front of the estimate (<i>sum of Lines 9, 14 and 15</i>)	\$10,230.22

Supplemental County and Municipal Aid

- Under state law, supplemental county and municipal aid paid to each county and municipality is determined by 2023 Wisconsin Act 12 (sec. 79.037, Wis. Stats.)
- For detailed information, review [county and municipal aid spreadsheet](#)

Supplemental County and Municipal Aid Calculation	
1. Prior year supplemental county and municipal aid	\$51,654.48
2. Increase due to sales tax revenue including adjustments (<i>district changes</i>)	\$1,188.05
3. Total Supplemental County and Municipal Aid (<i>sum of Lines 1 and 2</i>)	\$52,842.53

Expenditure Restraint Incentive Program

- Only municipalities are eligible to receive Expenditure Restraint Incentive Program (ERIP) payments
- Under state law, in 2025, each municipality will receive a payment that is equal to the amount of the payment received by the municipality in 2024 (sec. 79.05(4), Wis. Stats., from 2023 WI Act 12 – notwithstanding subs. (2) and (3))

Contact Information

If you have questions, contact us at lgs@wisconsin.gov, (608) 266-8618 or (608) 261-5167.



State of Wisconsin • DEPARTMENT OF REVENUE

DIVISION OF STATE AND LOCAL FINANCE • BUREAU OF LOCAL GOVERNMENT SERVICES • 2135 RIMROCK RD MADISON, WI 53713

Mailing Address:
PO Box 8971 #6-97
Madison WI 53708-8971
Fax: (608) 264-6887
lgs@wisconsin.gov

September 13, 2024

TAMMY SKARBAN
VILLAGE OF CASCO
311 CHURCH AVENUE
CASCO WI 54205-9705

Notice of Shared Revenue – 2025 Original Estimate

Notice Information

The Wisconsin Department of Revenue (DOR) is providing the **estimated** shared revenue amounts your local government will receive in 2025 under current state law for county and municipal aid, supplemental county and municipal aid, utility aid and the expenditure restraint incentive program. This does not include adjustments, shown on the July and November payment notices.

District	VILLAGE OF CASCO	County	KEWAUNEE	Co-muni code	31-111
-----------------	------------------	---------------	----------	---------------------	--------

Estimate Information

For an explanation of each aid payment listed below, review the additional information in this notice.

2025 Original Estimate	
1. County and municipal aid	\$78,357.45
2. Utility aid	\$0.00
3. Supplemental county and municipal aid	\$41,762.14
4. Expenditure restraint incentive program	\$0.00
5. Total Estimated 2025 Payments (sum of Lines 1-4)	\$120,119.59

Payment Information

Your local government will receive two distributions in 2025 :

- July 28, 2025: 15% of Line 1, 2, and 3 and 100% of Line 4 (*shown above*)
- November 17, 2025: balance of your 2025 aid payments

County and Municipal Aid

Under state law, the county and municipal aid paid to each county and municipality must be equal to the amount determined in 2012 (sec. 79.036, Wis. Stats.) and adjusted for fallen protective services insurance reimbursement (sec. 79.036(4), Wis. Stats.).

County and Municipal Aid Calculation	
1. Prior year county and municipal aid	\$76,601.28
2. Increase due to sales tax revenue, including adjustments (<i>district changes</i>)	\$1,761.83
3. Fallen protective services insurance adjustment	-\$5.66
4. Fallen protective services insurance reimbursement (<i>reported to DOR</i>)	\$0.00
5. Total County and Municipal Aid (sum of Lines 1-4)	\$78,357.45

Utility Aid

- Under state law, utility aid is distributed to each county and municipality where tax-exempt utility property is located (sec. 79.04, Wis. Stats.)
- Utility companies report utility property information to DOR annually
- DOR uses the provided information to accurately calculate utility aid (*shown below*)

Utility Aid Calculation	
1. Net book value, <i>as of December 31, 2024 (including expected additions/retirements)</i>	\$0.00
2. Total net book value payment	\$0.00
3. Minimum payment	\$0.00
4. Megawatt capacity	0.0
5. Megawatt capacity payment	\$0.00
6. Closed/decommissioned production plant (phased down) payment	\$0.00
7. Subtotal (<i>sum of Lines 2, 3, 5 and 6</i>)	\$0.00
8. Population cap	\$283,900.00
9. Adjusted subtotal (<i>lesser of Line 7 or Line 8</i>)	\$0.00
10. Adjacent site incentive payment	\$0.00
11. Baseload incentive payment	\$0.00
12. Co-generation incentive payment	\$0.00
13. Alternative energy incentive payment	\$0.00
14. Total incentive payments (<i>sum of Lines 10 through 13</i>)	\$0.00
15. Spent nuclear fuel payment	\$0.00
16. Total Utility Aid – this is the utility aid payment listed on the front of the estimate (<i>sum of Lines 9, 14 and 15</i>)	\$0.00

Supplemental County and Municipal Aid

- Under state law, supplemental county and municipal aid paid to each county and municipality is determined by 2023 Wisconsin Act 12 (sec. 79.037, Wis. Stats.)
- For detailed information, review [county and municipal aid spreadsheet](#)

Supplemental County and Municipal Aid Calculation	
1. Prior year supplemental county and municipal aid	\$40,823.21
2. Increase due to sales tax revenue including adjustments (<i>district changes</i>)	\$938.93
3. Total Supplemental County and Municipal Aid (<i>sum of Lines 1 and 2</i>)	\$41,762.14

Expenditure Restraint Incentive Program

- Only municipalities are eligible to receive Expenditure Restraint Incentive Program (ERIP) payments
- Under state law, in 2025, each municipality will receive a payment that is equal to the amount of the payment received by the municipality in 2024 (sec. 79.05(4), Wis. Stats., from 2023 WI Act 12 – notwithstanding subs. (2) and (3))

Contact Information

If you have questions, contact us at lgs@wisconsin.gov, (608) 266-8618 or (608) 261-5167.



State of Wisconsin • DEPARTMENT OF REVENUE

DIVISION OF STATE AND LOCAL FINANCE • BUREAU OF LOCAL GOVERNMENT SERVICES • 2135 RIMROCK RD MADISON, WI 53713

Mailing Address:
PO Box 8971 #6-97
Madison WI 53708-8971
Fax: (608) 264-6887
lgs@wisconsin.gov

September 13, 2024

MILISSA STIPE
VILLAGE OF LUXEMBURG
P.O. BOX 307
206 MAPLE STREET
LUXEMBURG WI 54217

Notice of Shared Revenue – 2025 Original Estimate

Notice Information

The Wisconsin Department of Revenue (DOR) is providing the **estimated** shared revenue amounts your local government will receive in 2025 under current state law for county and municipal aid, supplemental county and municipal aid, utility aid and the expenditure restraint incentive program. This does not include adjustments, shown on the July and November payment notices.

District	VILLAGE OF LUXEMBURG	County	KEWAUNEE	Co-muni code	31-146
-----------------	----------------------	---------------	----------	---------------------	--------

Estimate Information

For an explanation of each aid payment listed below, review the additional information in this notice.

2025 Original Estimate	
1. County and municipal aid	\$79,236.45
2. Utility aid	\$0.00
3. Supplemental county and municipal aid	\$77,564.98
4. Expenditure restraint incentive program	\$0.00
5. Total Estimated 2025 Payments (sum of Lines 1-4)	\$156,801.43

Payment Information

Your local government will receive two distributions in 2025 :

- July 28, 2025: 15% of Line 1, 2, and 3 and 100% of Line 4 (*shown above*)
- November 17, 2025: balance of your 2025 aid payments

County and Municipal Aid

Under state law, the county and municipal aid paid to each county and municipality must be equal to the amount determined in 2012 (sec. 79.036, Wis. Stats.) and adjusted for fallen protective services insurance reimbursement (sec. 79.036(4), Wis. Stats.).

County and Municipal Aid Calculation	
1. Prior year county and municipal aid	\$77,460.58
2. Increase due to sales tax revenue, including adjustments (<i>district changes</i>)	\$1,781.59
3. Fallen protective services insurance adjustment	-\$5.72
4. Fallen protective services insurance reimbursement (<i>reported to DOR</i>)	\$0.00
5. Total County and Municipal Aid (sum of Lines 1-4)	\$79,236.45

Utility Aid

- Under state law, utility aid is distributed to each county and municipality where tax-exempt utility property is located (sec. 79.04, Wis. Stats.)
- Utility companies report utility property information to DOR annually
- DOR uses the provided information to accurately calculate utility aid (*shown below*)

Utility Aid Calculation	
1. Net book value, <i>as of December 31, 2024 (including expected additions/retirements)</i>	\$0.00
2. Total net book value payment	\$0.00
3. Minimum payment	\$0.00
4. Megawatt capacity	0.0
5. Megawatt capacity payment	\$0.00
6. Closed/decommissioned production plant (phased down) payment	\$0.00
7. Subtotal (<i>sum of Lines 2, 3, 5 and 6</i>)	\$0.00
8. Population cap	\$1,160,250.00
9. Adjusted subtotal (<i>lesser of Line 7 or Line 8</i>)	\$0.00
10. Adjacent site incentive payment	\$0.00
11. Baseload incentive payment	\$0.00
12. Co-generation incentive payment	\$0.00
13. Alternative energy incentive payment	\$0.00
14. Total incentive payments (<i>sum of Lines 10 through 13</i>)	\$0.00
15. Spent nuclear fuel payment	\$0.00
16. Total Utility Aid – this is the utility aid payment listed on the front of the estimate (<i>sum of Lines 9, 14 and 15</i>)	\$0.00

Supplemental County and Municipal Aid

- Under state law, supplemental county and municipal aid paid to each county and municipality is determined by 2023 Wisconsin Act 12 (sec. 79.037, Wis. Stats.)
- For detailed information, review [county and municipal aid spreadsheet](#)

Supplemental County and Municipal Aid Calculation	
1. Prior year supplemental county and municipal aid	\$75,821.09
2. Increase due to sales tax revenue including adjustments (<i>district changes</i>)	\$1,743.89
3. Total Supplemental County and Municipal Aid (<i>sum of Lines 1 and 2</i>)	\$77,564.98

Expenditure Restraint Incentive Program

- Only municipalities are eligible to receive Expenditure Restraint Incentive Program (ERIP) payments
- Under state law, in 2025, each municipality will receive a payment that is equal to the amount of the payment received by the municipality in 2024 (sec. 79.05(4), Wis. Stats., from 2023 WI Act 12 – notwithstanding subs. (2) and (3))

Contact Information

If you have questions, contact us at lgs@wisconsin.gov, (608) 266-8618 or (608) 261-5167.



State of Wisconsin • DEPARTMENT OF REVENUE

DIVISION OF STATE AND LOCAL FINANCE • BUREAU OF LOCAL GOVERNMENT SERVICES • 2135 RIMROCK RD MADISON, WI 53713

Mailing Address:
PO Box 8971 #6-97
Madison WI 53708-8971
Fax: (608) 264-6887
lgs@wisconsin.gov

September 13, 2024

ERIN MUELLER
CITY OF ALGOMA
416 FREMONT ST
ALGOMA WI 54201-1353

Notice of Shared Revenue – 2025 Original Estimate

Notice Information

The Wisconsin Department of Revenue (DOR) is providing the **estimated** shared revenue amounts your local government will receive in 2025 under current state law for county and municipal aid, supplemental county and municipal aid, utility aid and the expenditure restraint incentive program. This does not include adjustments, shown on the July and November payment notices.

District	CITY OF ALGOMA	County	KEWAUNEE	Co-muni code	31-201
-----------------	----------------	---------------	----------	---------------------	--------

Estimate Information

For an explanation of each aid payment listed below, review the additional information in this notice.

2025 Original Estimate	
1. County and municipal aid	\$962,073.49
2. Utility aid	\$11,000.18
3. Supplemental county and municipal aid	\$192,443.61
4. Expenditure restraint incentive program	\$71,597.90
5. Total Estimated 2025 Payments (sum of Lines 1-4)	\$1,237,115.18

Payment Information

Your local government will receive two distributions in 2025 :

- July 28, 2025: 15% of Line 1, 2, and 3 and 100% of Line 4 (*shown above*)
- November 17, 2025: balance of your 2025 aid payments

County and Municipal Aid

Under state law, the county and municipal aid paid to each county and municipality must be equal to the amount determined in 2012 (sec. 79.036, Wis. Stats.) and adjusted for fallen protective services insurance reimbursement (sec. 79.036(4), Wis. Stats.).

County and Municipal Aid Calculation	
1. Prior year county and municipal aid	\$940,511.24
2. Increase due to sales tax revenue, including adjustments (<i>district changes</i>)	\$21,631.76
3. Fallen protective services insurance adjustment	-\$69.51
4. Fallen protective services insurance reimbursement (<i>reported to DOR</i>)	\$0.00
5. Total County and Municipal Aid (sum of Lines 1-4)	\$962,073.49

Utility Aid

- Under state law, utility aid is distributed to each county and municipality where tax-exempt utility property is located (sec. 79.04, Wis. Stats.)
- Utility companies report utility property information to DOR annually
- DOR uses the provided information to accurately calculate utility aid (*shown below*)

Utility Aid Calculation	
1. Net book value, <i>as of December 31, 2024 (including expected additions/retirements)</i>	\$1,833,363.00
2. Total net book value payment	\$11,000.18
3. Minimum payment	\$0.00
4. Megawatt capacity	0.0
5. Megawatt capacity payment	\$0.00
6. Closed/decommissioned production plant (phased down) payment	\$0.00
7. Subtotal (<i>sum of Lines 2, 3, 5 and 6</i>)	\$11,000.18
8. Population cap	\$1,359,150.00
9. Adjusted subtotal (<i>lesser of Line 7 or Line 8</i>)	\$11,000.18
10. Adjacent site incentive payment	\$0.00
11. Baseload incentive payment	\$0.00
12. Co-generation incentive payment	\$0.00
13. Alternative energy incentive payment	\$0.00
14. Total incentive payments (<i>sum of Lines 10 through 13</i>)	\$0.00
15. Spent nuclear fuel payment	\$0.00
16. Total Utility Aid – this is the utility aid payment listed on the front of the estimate (<i>sum of Lines 9, 14 and 15</i>)	\$11,000.18

Supplemental County and Municipal Aid

- Under state law, supplemental county and municipal aid paid to each county and municipality is determined by 2023 Wisconsin Act 12 (sec. 79.037, Wis. Stats.)
- For detailed information, review [county and municipal aid spreadsheet](#)

Supplemental County and Municipal Aid Calculation	
1. Prior year supplemental county and municipal aid	\$188,116.92
2. Increase due to sales tax revenue including adjustments (<i>district changes</i>)	\$4,326.69
3. Total Supplemental County and Municipal Aid (<i>sum of Lines 1 and 2</i>)	\$192,443.61

Expenditure Restraint Incentive Program

- Only municipalities are eligible to receive Expenditure Restraint Incentive Program (ERIP) payments
- Under state law, in 2025, each municipality will receive a payment that is equal to the amount of the payment received by the municipality in 2024 (sec. 79.05(4), Wis. Stats., from 2023 WI Act 12 – notwithstanding subs. (2) and (3))

Contact Information

If you have questions, contact us at lgs@wisconsin.gov, (608) 266-8618 or (608) 261-5167.



State of Wisconsin • DEPARTMENT OF REVENUE

DIVISION OF STATE AND LOCAL FINANCE • BUREAU OF LOCAL GOVERNMENT SERVICES • 2135 RIMROCK RD MADISON, WI 53713

Mailing Address:
PO Box 8971 #6-97
Madison WI 53708-8971
Fax: (608) 264-6887
lgs@wisconsin.gov

September 13, 2024

JO ANN LESSER
CITY OF KEWAUNEE
401 FIFTH ST
KEWAUNEE WI 54216-1023

Notice of Shared Revenue – 2025 Original Estimate

Notice Information

The Wisconsin Department of Revenue (DOR) is providing the **estimated** shared revenue amounts your local government will receive in 2025 under current state law for county and municipal aid, supplemental county and municipal aid, utility aid and the expenditure restraint incentive program. This does not include adjustments, shown on the July and November payment notices.

District	CITY OF KEWAUNEE	County	KEWAUNEE	Co-muni code	31-241
-----------------	------------------	---------------	----------	---------------------	--------

Estimate Information

For an explanation of each aid payment listed below, review the additional information in this notice.

2025 Original Estimate	
1. County and municipal aid	\$557,354.48
2. Utility aid	\$19,240.40
3. Supplemental county and municipal aid	\$111,487.64
4. Expenditure restraint incentive program	\$40,933.15
5. Total Estimated 2025 Payments (sum of Lines 1-4)	\$729,015.67

Payment Information

Your local government will receive two distributions in 2025 :

- July 28, 2025: 15% of Line 1, 2, and 3 and 100% of Line 4 (*shown above*)
- November 17, 2025: balance of your 2025 aid payments

County and Municipal Aid

Under state law, the county and municipal aid paid to each county and municipality must be equal to the amount determined in 2012 (sec. 79.036, Wis. Stats.) and adjusted for fallen protective services insurance reimbursement (sec. 79.036(4), Wis. Stats.).

County and Municipal Aid Calculation	
1. Prior year county and municipal aid	\$544,862.90
2. Increase due to sales tax revenue, including adjustments (<i>district changes</i>)	\$12,531.85
3. Fallen protective services insurance adjustment	-\$40.27
4. Fallen protective services insurance reimbursement (<i>reported to DOR</i>)	\$0.00
5. Total County and Municipal Aid (sum of Lines 1-4)	\$557,354.48

Utility Aid

- Under state law, utility aid is distributed to each county and municipality where tax-exempt utility property is located (sec. 79.04, Wis. Stats.)
- Utility companies report utility property information to DOR annually
- DOR uses the provided information to accurately calculate utility aid (*shown below*)

Utility Aid Calculation	
1. Net book value, <i>as of December 31, 2024 (including expected additions/retirements)</i>	\$3,206,733.00
2. Total net book value payment	\$19,240.40
3. Minimum payment	\$0.00
4. Megawatt capacity	0.0
5. Megawatt capacity payment	\$0.00
6. Closed/decommissioned production plant (phased down) payment	\$0.00
7. Subtotal (<i>sum of Lines 2, 3, 5 and 6</i>)	\$19,240.40
8. Population cap	\$1,197,225.00
9. Adjusted subtotal (<i>lesser of Line 7 or Line 8</i>)	\$19,240.40
10. Adjacent site incentive payment	\$0.00
11. Baseload incentive payment	\$0.00
12. Co-generation incentive payment	\$0.00
13. Alternative energy incentive payment	\$0.00
14. Total incentive payments (<i>sum of Lines 10 through 13</i>)	\$0.00
15. Spent nuclear fuel payment	\$0.00
16. Total Utility Aid – this is the utility aid payment listed on the front of the estimate (<i>sum of Lines 9, 14 and 15</i>)	\$19,240.40

Supplemental County and Municipal Aid

- Under state law, supplemental county and municipal aid paid to each county and municipality is determined by 2023 Wisconsin Act 12 (sec. 79.037, Wis. Stats.)
- For detailed information, review [county and municipal aid spreadsheet](#)

Supplemental County and Municipal Aid Calculation	
1. Prior year supplemental county and municipal aid	\$108,981.08
2. Increase due to sales tax revenue including adjustments (<i>district changes</i>)	\$2,506.56
3. Total Supplemental County and Municipal Aid (<i>sum of Lines 1 and 2</i>)	\$111,487.64

Expenditure Restraint Incentive Program

- Only municipalities are eligible to receive Expenditure Restraint Incentive Program (ERIP) payments
- Under state law, in 2025, each municipality will receive a payment that is equal to the amount of the payment received by the municipality in 2024 (sec. 79.05(4), Wis. Stats., from 2023 WI Act 12 – notwithstanding subs. (2) and (3))

Contact Information

If you have questions, contact us at lgs@wisconsin.gov, (608) 266-8618 or (608) 261-5167.



State of Wisconsin • DEPARTMENT OF REVENUE

DIVISION OF STATE AND LOCAL FINANCE • BUREAU OF LOCAL GOVERNMENT SERVICES • 2135 RIMROCK RD MADISON, WI 53713

Mailing Address:
PO Box 8971 #6-97
Madison WI 53708-8971
Fax: (608) 264-6887
lgs@wisconsin.gov

September 13, 2024

JAMIE ANNOYE
COUNTY OF KEWAUNEE
810 LINCOLN ST
KEWAUNEE WI 54216-1140

Notice of Shared Revenue – 2025 Original Estimate

Notice Information

The Wisconsin Department of Revenue (DOR) is providing the **estimated** shared revenue amounts your local government will receive in 2025 under current state law for county and municipal aid, supplemental county and municipal aid, utility aid and the expenditure restraint incentive program. This does not include adjustments, shown on the July and November payment notices.

District	COUNTY OF KEWAUNEE	County	KEWAUNEE	Co-muni code	31-999
-----------------	--------------------	---------------	----------	---------------------	--------

Estimate Information

For an explanation of each aid payment listed below, review the additional information in this notice.

2025 Original Estimate	
1. County and municipal aid	\$658,791.96
2. Utility aid	\$216,461.41
3. Supplemental county and municipal aid	\$527,014.08
4. Expenditure restraint incentive program	\$0.00
5. Total Estimated 2025 Payments (sum of Lines 1-4)	\$1,402,267.45

Payment Information

Your local government will receive two distributions in 2025 :

- July 28, 2025: 15% of Line 1, 2, and 3 and 100% of Line 4 (*shown above*)
- November 17, 2025: balance of your 2025 aid payments

County and Municipal Aid

Under state law, the county and municipal aid paid to each county and municipality must be equal to the amount determined in 2012 (sec. 79.036, Wis. Stats.) and adjusted for fallen protective services insurance reimbursement (sec. 79.036(4), Wis. Stats.).

County and Municipal Aid Calculation	
1. Prior year county and municipal aid	\$644,026.94
2. Increase due to sales tax revenue, including adjustments (<i>district changes</i>)	\$14,812.62
3. Fallen protective services insurance adjustment	-\$47.60
4. Fallen protective services insurance reimbursement (<i>reported to DOR</i>)	\$0.00
5. Total County and Municipal Aid (sum of Lines 1-4)	\$658,791.96

Utility Aid

- Under state law, utility aid is distributed to each county and municipality where tax-exempt utility property is located (sec. 79.04, Wis. Stats.)
- Utility companies report utility property information to DOR annually
- DOR uses the provided information to accurately calculate utility aid (*shown below*)

Utility Aid Calculation	
1. Net book value, <i>as of December 31, 2024 (including expected additions/retirements)</i>	\$30,263,618.00
2. Total net book value payment	\$166,461.41
3. Minimum payment	\$0.00
4. Megawatt capacity	0.0
5. Megawatt capacity payment	\$0.00
6. Closed/decommissioned production plant (phased down) payment	\$0.00
7. Subtotal (<i>sum of Lines 2, 3, 5 and 6</i>)	\$166,461.41
8. Population cap	\$2,570,125.00
9. Adjusted subtotal (<i>lesser of Line 7 or Line 8</i>)	\$166,461.41
10. Adjacent site incentive payment	\$0.00
11. Baseload incentive payment	\$0.00
12. Co-generation incentive payment	\$0.00
13. Alternative energy incentive payment	\$0.00
14. Total incentive payments (<i>sum of Lines 10 through 13</i>)	\$0.00
15. Spent nuclear fuel payment	\$50,000.00
16. Total Utility Aid – this is the utility aid payment listed on the front of the estimate (<i>sum of Lines 9, 14 and 15</i>)	\$216,461.41

Supplemental County and Municipal Aid

- Under state law, supplemental county and municipal aid paid to each county and municipality is determined by 2023 Wisconsin Act 12 (sec. 79.037, Wis. Stats.)
- For detailed information, review [county and municipal aid spreadsheet](#)

Supplemental County and Municipal Aid Calculation	
1. Prior year supplemental county and municipal aid	\$515,165.28
2. Increase due to sales tax revenue including adjustments (<i>district changes</i>)	\$11,848.80
3. Total Supplemental County and Municipal Aid (<i>sum of Lines 1 and 2</i>)	\$527,014.08

Expenditure Restraint Incentive Program

- Only municipalities are eligible to receive Expenditure Restraint Incentive Program (ERIP) payments
- Under state law, in 2025, each municipality will receive a payment that is equal to the amount of the payment received by the municipality in 2024 (sec. 79.05(4), Wis. Stats., from 2023 WI Act 12 – notwithstanding subs. (2) and (3))

Contact Information

If you have questions, contact us at lgs@wisconsin.gov, (608) 266-8618 or (608) 261-5167.



State of Wisconsin • DEPARTMENT OF REVENUE

DIVISION OF STATE AND LOCAL FINANCE • BUREAU OF LOCAL GOVERNMENT SERVICES • 2135 RIMROCK RD MADISON, WI 53713

Mailing Address:
PO Box 8971 #6-97
Madison WI 53708-8971
Fax: (608) 264-6887
lgs@wisconsin.gov

September 13, 2024

LOUISA PETERSON
TOWN OF BANGOR
N4400 STATE ROAD 162
BANGOR WI 54614

Notice of Shared Revenue – 2025 Original Estimate

Notice Information

The Wisconsin Department of Revenue (DOR) is providing the **estimated** shared revenue amounts your local government will receive in 2025 under current state law for county and municipal aid, supplemental county and municipal aid, utility aid and the expenditure restraint incentive program. This does not include adjustments, shown on the July and November payment notices.

District	TOWN OF BANGOR	County	LA CROSSE	Co-muni code	32-002
-----------------	----------------	---------------	-----------	---------------------	--------

Estimate Information

For an explanation of each aid payment listed below, review the additional information in this notice.

2025 Original Estimate	
1. County and municipal aid	\$35,208.54
2. Utility aid	\$45.62
3. Supplemental county and municipal aid	\$41,452.80
4. Expenditure restraint incentive program	\$0.00
5. Total Estimated 2025 Payments (sum of Lines 1-4)	\$76,706.96

Payment Information

Your local government will receive two distributions in 2025 :

- July 28, 2025: 15% of Line 1, 2, and 3 and 100% of Line 4 (*shown above*)
- November 17, 2025: balance of your 2025 aid payments

County and Municipal Aid

Under state law, the county and municipal aid paid to each county and municipality must be equal to the amount determined in 2012 (sec. 79.036, Wis. Stats.) and adjusted for fallen protective services insurance reimbursement (sec. 79.036(4), Wis. Stats.).

County and Municipal Aid Calculation	
1. Prior year county and municipal aid	\$34,419.43
2. Increase due to sales tax revenue, including adjustments (<i>district changes</i>)	\$791.65
3. Fallen protective services insurance adjustment	-\$2.54
4. Fallen protective services insurance reimbursement (<i>reported to DOR</i>)	\$0.00
5. Total County and Municipal Aid (sum of Lines 1-4)	\$35,208.54

Utility Aid

- Under state law, utility aid is distributed to each county and municipality where tax-exempt utility property is located (sec. 79.04, Wis. Stats.)
- Utility companies report utility property information to DOR annually
- DOR uses the provided information to accurately calculate utility aid (*shown below*)

Utility Aid Calculation	
1. Net book value, <i>as of December 31, 2024 (including expected additions/retirements)</i>	\$15,207.00
2. Total net book value payment	\$45.62
3. Minimum payment	\$0.00
4. Megawatt capacity	0.0
5. Megawatt capacity payment	\$0.00
6. Closed/decommissioned production plant (phased down) payment	\$0.00
7. Subtotal (<i>sum of Lines 2, 3, 5 and 6</i>)	\$45.62
8. Population cap	\$266,475.00
9. Adjusted subtotal (<i>lesser of Line 7 or Line 8</i>)	\$45.62
10. Adjacent site incentive payment	\$0.00
11. Baseload incentive payment	\$0.00
12. Co-generation incentive payment	\$0.00
13. Alternative energy incentive payment	\$0.00
14. Total incentive payments (<i>sum of Lines 10 through 13</i>)	\$0.00
15. Spent nuclear fuel payment	\$0.00
16. Total Utility Aid – this is the utility aid payment listed on the front of the estimate (<i>sum of Lines 9, 14 and 15</i>)	\$45.62

Supplemental County and Municipal Aid

- Under state law, supplemental county and municipal aid paid to each county and municipality is determined by 2023 Wisconsin Act 12 (sec. 79.037, Wis. Stats.)
- For detailed information, review [county and municipal aid spreadsheet](#)

Supplemental County and Municipal Aid Calculation	
1. Prior year supplemental county and municipal aid	\$40,520.82
2. Increase due to sales tax revenue including adjustments (<i>district changes</i>)	\$931.98
3. Total Supplemental County and Municipal Aid (<i>sum of Lines 1 and 2</i>)	\$41,452.80

Expenditure Restraint Incentive Program

- Only municipalities are eligible to receive Expenditure Restraint Incentive Program (ERIP) payments
- Under state law, in 2025, each municipality will receive a payment that is equal to the amount of the payment received by the municipality in 2024 (sec. 79.05(4), Wis. Stats., from 2023 WI Act 12 – notwithstanding subs. (2) and (3))

Contact Information

If you have questions, contact us at lgs@wisconsin.gov, (608) 266-8618 or (608) 261-5167.



State of Wisconsin • DEPARTMENT OF REVENUE

DIVISION OF STATE AND LOCAL FINANCE • BUREAU OF LOCAL GOVERNMENT SERVICES • 2135 RIMROCK RD MADISON, WI 53713

Mailing Address:
PO Box 8971 #6-97
Madison WI 53708-8971
Fax: (608) 264-6887
lgs@wisconsin.gov

September 13, 2024

ANN SCHLIMGEN
TOWN OF BARRE
N3290 RUSSLAN COULEE RD
LA CROSSE WI 54601

Notice of Shared Revenue – 2025 Original Estimate

Notice Information

The Wisconsin Department of Revenue (DOR) is providing the **estimated** shared revenue amounts your local government will receive in 2025 under current state law for county and municipal aid, supplemental county and municipal aid, utility aid and the expenditure restraint incentive program. This does not include adjustments, shown on the July and November payment notices.

District	TOWN OF BARRE	County	LA CROSSE	Co-muni code	32-004
-----------------	---------------	---------------	-----------	---------------------	--------

Estimate Information

For an explanation of each aid payment listed below, review the additional information in this notice.

2025 Original Estimate	
1. County and municipal aid	\$41,965.45
2. Utility aid	\$7.13
3. Supplemental county and municipal aid	\$52,962.74
4. Expenditure restraint incentive program	\$0.00
5. Total Estimated 2025 Payments (sum of Lines 1-4)	\$94,935.32

Payment Information

Your local government will receive two distributions in 2025 :

- July 28, 2025: 15% of Line 1, 2, and 3 and 100% of Line 4 (*shown above*)
- November 17, 2025: balance of your 2025 aid payments

County and Municipal Aid

Under state law, the county and municipal aid paid to each county and municipality must be equal to the amount determined in 2012 (sec. 79.036, Wis. Stats.) and adjusted for fallen protective services insurance reimbursement (sec. 79.036(4), Wis. Stats.).

County and Municipal Aid Calculation	
1. Prior year county and municipal aid	\$41,024.91
2. Increase due to sales tax revenue, including adjustments (<i>district changes</i>)	\$943.57
3. Fallen protective services insurance adjustment	-\$3.03
4. Fallen protective services insurance reimbursement (<i>reported to DOR</i>)	\$0.00
5. Total County and Municipal Aid (sum of Lines 1-4)	\$41,965.45

Utility Aid

- Under state law, utility aid is distributed to each county and municipality where tax-exempt utility property is located (sec. 79.04, Wis. Stats.)
- Utility companies report utility property information to DOR annually
- DOR uses the provided information to accurately calculate utility aid (*shown below*)

Utility Aid Calculation	
1. Net book value, <i>as of December 31, 2024 (including expected additions/retirements)</i>	\$2,376.00
2. Total net book value payment	\$7.13
3. Minimum payment	\$0.00
4. Megawatt capacity	0.0
5. Megawatt capacity payment	\$0.00
6. Closed/decommissioned production plant (phased down) payment	\$0.00
7. Subtotal (<i>sum of Lines 2, 3, 5 and 6</i>)	\$7.13
8. Population cap	\$557,175.00
9. Adjusted subtotal (<i>lesser of Line 7 or Line 8</i>)	\$7.13
10. Adjacent site incentive payment	\$0.00
11. Baseload incentive payment	\$0.00
12. Co-generation incentive payment	\$0.00
13. Alternative energy incentive payment	\$0.00
14. Total incentive payments (<i>sum of Lines 10 through 13</i>)	\$0.00
15. Spent nuclear fuel payment	\$0.00
16. Total Utility Aid – this is the utility aid payment listed on the front of the estimate (<i>sum of Lines 9, 14 and 15</i>)	\$7.13

Supplemental County and Municipal Aid

- Under state law, supplemental county and municipal aid paid to each county and municipality is determined by 2023 Wisconsin Act 12 (sec. 79.037, Wis. Stats.)
- For detailed information, review [county and municipal aid spreadsheet](#)

Supplemental County and Municipal Aid Calculation	
1. Prior year supplemental county and municipal aid	\$51,771.98
2. Increase due to sales tax revenue including adjustments (<i>district changes</i>)	\$1,190.76
3. Total Supplemental County and Municipal Aid (<i>sum of Lines 1 and 2</i>)	\$52,962.74

Expenditure Restraint Incentive Program

- Only municipalities are eligible to receive Expenditure Restraint Incentive Program (ERIP) payments
- Under state law, in 2025, each municipality will receive a payment that is equal to the amount of the payment received by the municipality in 2024 (sec. 79.05(4), Wis. Stats., from 2023 WI Act 12 – notwithstanding subs. (2) and (3))

Contact Information

If you have questions, contact us at lgs@wisconsin.gov, (608) 266-8618 or (608) 261-5167.



State of Wisconsin • DEPARTMENT OF REVENUE

DIVISION OF STATE AND LOCAL FINANCE • BUREAU OF LOCAL GOVERNMENT SERVICES • 2135 RIMROCK RD MADISON, WI 53713

Mailing Address:
PO Box 8971 #6-97
Madison WI 53708-8971
Fax: (608) 264-6887
lgs@wisconsin.gov

September 13, 2024

MELISSA HART
TOWN OF BURNS
W2295 E OLSON ROAD
BANGOR WI 54614

Notice of Shared Revenue – 2025 Original Estimate

Notice Information

The Wisconsin Department of Revenue (DOR) is providing the **estimated** shared revenue amounts your local government will receive in 2025 under current state law for county and municipal aid, supplemental county and municipal aid, utility aid and the expenditure restraint incentive program. This does not include adjustments, shown on the July and November payment notices.

District	TOWN OF BURNS	County	LA CROSSE	Co-muni code	32-006
-----------------	---------------	---------------	-----------	---------------------	--------

Estimate Information

For an explanation of each aid payment listed below, review the additional information in this notice.

2025 Original Estimate	
1. County and municipal aid	\$56,805.83
2. Utility aid	\$161.30
3. Supplemental county and municipal aid	\$47,174.61
4. Expenditure restraint incentive program	\$0.00
5. Total Estimated 2025 Payments (sum of Lines 1-4)	\$104,141.74

Payment Information

Your local government will receive two distributions in 2025 :

- July 28, 2025: 15% of Line 1, 2, and 3 and 100% of Line 4 (*shown above*)
- November 17, 2025: balance of your 2025 aid payments

County and Municipal Aid

Under state law, the county and municipal aid paid to each county and municipality must be equal to the amount determined in 2012 (sec. 79.036, Wis. Stats.) and adjusted for fallen protective services insurance reimbursement (sec. 79.036(4), Wis. Stats.).

County and Municipal Aid Calculation	
1. Prior year county and municipal aid	\$55,532.68
2. Increase due to sales tax revenue, including adjustments (<i>district changes</i>)	\$1,277.25
3. Fallen protective services insurance adjustment	-\$4.10
4. Fallen protective services insurance reimbursement (<i>reported to DOR</i>)	\$0.00
5. Total County and Municipal Aid (sum of Lines 1-4)	\$56,805.83

Utility Aid

- Under state law, utility aid is distributed to each county and municipality where tax-exempt utility property is located (sec. 79.04, Wis. Stats.)
- Utility companies report utility property information to DOR annually
- DOR uses the provided information to accurately calculate utility aid (*shown below*)

Utility Aid Calculation	
1. Net book value, <i>as of December 31, 2024 (including expected additions/retirements)</i>	\$53,766.00
2. Total net book value payment	\$161.30
3. Minimum payment	\$0.00
4. Megawatt capacity	0.0
5. Megawatt capacity payment	\$0.00
6. Closed/decommissioned production plant (phased down) payment	\$0.00
7. Subtotal (<i>sum of Lines 2, 3, 5 and 6</i>)	\$161.30
8. Population cap	\$405,025.00
9. Adjusted subtotal (<i>lesser of Line 7 or Line 8</i>)	\$161.30
10. Adjacent site incentive payment	\$0.00
11. Baseload incentive payment	\$0.00
12. Co-generation incentive payment	\$0.00
13. Alternative energy incentive payment	\$0.00
14. Total incentive payments (<i>sum of Lines 10 through 13</i>)	\$0.00
15. Spent nuclear fuel payment	\$0.00
16. Total Utility Aid – this is the utility aid payment listed on the front of the estimate (<i>sum of Lines 9, 14 and 15</i>)	\$161.30

Supplemental County and Municipal Aid

- Under state law, supplemental county and municipal aid paid to each county and municipality is determined by 2023 Wisconsin Act 12 (sec. 79.037, Wis. Stats.)
- For detailed information, review [county and municipal aid spreadsheet](#)

Supplemental County and Municipal Aid Calculation	
1. Prior year supplemental county and municipal aid	\$46,113.99
2. Increase due to sales tax revenue including adjustments (<i>district changes</i>)	\$1,060.62
3. Total Supplemental County and Municipal Aid (<i>sum of Lines 1 and 2</i>)	\$47,174.61

Expenditure Restraint Incentive Program

- Only municipalities are eligible to receive Expenditure Restraint Incentive Program (ERIP) payments
- Under state law, in 2025, each municipality will receive a payment that is equal to the amount of the payment received by the municipality in 2024 (sec. 79.05(4), Wis. Stats., from 2023 WI Act 12 – notwithstanding subs. (2) and (3))

Contact Information

If you have questions, contact us at lgs@wisconsin.gov, (608) 266-8618 or (608) 261-5167.



State of Wisconsin • DEPARTMENT OF REVENUE

DIVISION OF STATE AND LOCAL FINANCE • BUREAU OF LOCAL GOVERNMENT SERVICES • 2135 RIMROCK RD MADISON, WI 53713

Mailing Address:
PO Box 8971 #6-97
Madison WI 53708-8971
Fax: (608) 264-6887
lgs@wisconsin.gov

September 13, 2024

BRITTANY FIKSDAL
TOWN OF CAMPBELL
2219 BAINBRIDGE ST
LA CROSSE WI 54603-1356

Notice of Shared Revenue – 2025 Original Estimate

Notice Information

The Wisconsin Department of Revenue (DOR) is providing the **estimated** shared revenue amounts your local government will receive in 2025 under current state law for county and municipal aid, supplemental county and municipal aid, utility aid and the expenditure restraint incentive program. This does not include adjustments, shown on the July and November payment notices.

District	TOWN OF CAMPBELL	County	LA CROSSE	Co-muni code	32-008
-----------------	------------------	---------------	-----------	---------------------	--------

Estimate Information

For an explanation of each aid payment listed below, review the additional information in this notice.

2025 Original Estimate	
1. County and municipal aid	\$316,383.34
2. Utility aid	\$3.60
3. Supplemental county and municipal aid	\$104,039.14
4. Expenditure restraint incentive program	\$0.00
5. Total Estimated 2025 Payments (sum of Lines 1-4)	\$420,426.08

Payment Information

Your local government will receive two distributions in 2025 :

- July 28, 2025: 15% of Line 1, 2, and 3 and 100% of Line 4 (*shown above*)
- November 17, 2025: balance of your 2025 aid payments

County and Municipal Aid

Under state law, the county and municipal aid paid to each county and municipality must be equal to the amount determined in 2012 (sec. 79.036, Wis. Stats.) and adjusted for fallen protective services insurance reimbursement (sec. 79.036(4), Wis. Stats.).

County and Municipal Aid Calculation	
1. Prior year county and municipal aid	\$309,292.47
2. Increase due to sales tax revenue, including adjustments (<i>district changes</i>)	\$7,113.73
3. Fallen protective services insurance adjustment	-\$22.86
4. Fallen protective services insurance reimbursement (<i>reported to DOR</i>)	\$0.00
5. Total County and Municipal Aid (sum of Lines 1-4)	\$316,383.34

Utility Aid

- Under state law, utility aid is distributed to each county and municipality where tax-exempt utility property is located (sec. 79.04, Wis. Stats.)
- Utility companies report utility property information to DOR annually
- DOR uses the provided information to accurately calculate utility aid (*shown below*)

Utility Aid Calculation	
1. Net book value, <i>as of December 31, 2024 (including expected additions/retirements)</i>	\$1,201.00
2. Total net book value payment	\$3.60
3. Minimum payment	\$0.00
4. Megawatt capacity	0.0
5. Megawatt capacity payment	\$0.00
6. Closed/decommissioned production plant (phased down) payment	\$0.00
7. Subtotal (<i>sum of Lines 2, 3, 5 and 6</i>)	\$3.60
8. Population cap	\$1,793,925.00
9. Adjusted subtotal (<i>lesser of Line 7 or Line 8</i>)	\$3.60
10. Adjacent site incentive payment	\$0.00
11. Baseload incentive payment	\$0.00
12. Co-generation incentive payment	\$0.00
13. Alternative energy incentive payment	\$0.00
14. Total incentive payments (<i>sum of Lines 10 through 13</i>)	\$0.00
15. Spent nuclear fuel payment	\$0.00
16. Total Utility Aid – this is the utility aid payment listed on the front of the estimate (<i>sum of Lines 9, 14 and 15</i>)	\$3.60

Supplemental County and Municipal Aid

- Under state law, supplemental county and municipal aid paid to each county and municipality is determined by 2023 Wisconsin Act 12 (sec. 79.037, Wis. Stats.)
- For detailed information, review [county and municipal aid spreadsheet](#)

Supplemental County and Municipal Aid Calculation	
1. Prior year supplemental county and municipal aid	\$101,700.04
2. Increase due to sales tax revenue including adjustments (<i>district changes</i>)	\$2,339.10
3. Total Supplemental County and Municipal Aid (<i>sum of Lines 1 and 2</i>)	\$104,039.14

Expenditure Restraint Incentive Program

- Only municipalities are eligible to receive Expenditure Restraint Incentive Program (ERIP) payments
- Under state law, in 2025, each municipality will receive a payment that is equal to the amount of the payment received by the municipality in 2024 (sec. 79.05(4), Wis. Stats., from 2023 WI Act 12 – notwithstanding subs. (2) and (3))

Contact Information

If you have questions, contact us at lgs@wisconsin.gov, (608) 266-8618 or (608) 261-5167.



State of Wisconsin • DEPARTMENT OF REVENUE

DIVISION OF STATE AND LOCAL FINANCE • BUREAU OF LOCAL GOVERNMENT SERVICES • 2135 RIMROCK RD MADISON, WI 53713

Mailing Address:
PO Box 8971 #6-97
Madison WI 53708-8971
Fax: (608) 264-6887
lgs@wisconsin.gov

September 13, 2024

CRYSTAL SBRAGGIA
TOWN OF FARMINGTON
PO BOX 115, N8309 COUNTY RD C
MINDORO WI 54644

Notice of Shared Revenue – 2025 Original Estimate

Notice Information

The Wisconsin Department of Revenue (DOR) is providing the **estimated** shared revenue amounts your local government will receive in 2025 under current state law for county and municipal aid, supplemental county and municipal aid, utility aid and the expenditure restraint incentive program. This does not include adjustments, shown on the July and November payment notices.

District	TOWN OF FARMINGTON	County	LA CROSSE	Co-muni code	32-010
-----------------	--------------------	---------------	-----------	---------------------	--------

Estimate Information

For an explanation of each aid payment listed below, review the additional information in this notice.

2025 Original Estimate	
1. County and municipal aid	\$65,539.46
2. Utility aid	\$0.00
3. Supplemental county and municipal aid	\$67,671.06
4. Expenditure restraint incentive program	\$0.00
5. Total Estimated 2025 Payments (sum of Lines 1-4)	\$133,210.52

Payment Information

Your local government will receive two distributions in 2025 :

- July 28, 2025: 15% of Line 1, 2, and 3 and 100% of Line 4 (*shown above*)
- November 17, 2025: balance of your 2025 aid payments

County and Municipal Aid

Under state law, the county and municipal aid paid to each county and municipality must be equal to the amount determined in 2012 (sec. 79.036, Wis. Stats.) and adjusted for fallen protective services insurance reimbursement (sec. 79.036(4), Wis. Stats.).

County and Municipal Aid Calculation	
1. Prior year county and municipal aid	\$64,070.58
2. Increase due to sales tax revenue, including adjustments (<i>district changes</i>)	\$1,473.62
3. Fallen protective services insurance adjustment	-\$4.74
4. Fallen protective services insurance reimbursement (<i>reported to DOR</i>)	\$0.00
5. Total County and Municipal Aid (sum of Lines 1-4)	\$65,539.46

Utility Aid

- Under state law, utility aid is distributed to each county and municipality where tax-exempt utility property is located (sec. 79.04, Wis. Stats.)
- Utility companies report utility property information to DOR annually
- DOR uses the provided information to accurately calculate utility aid (*shown below*)

Utility Aid Calculation	
1. Net book value, <i>as of December 31, 2024 (including expected additions/retirements)</i>	\$0.00
2. Total net book value payment	\$0.00
3. Minimum payment	\$0.00
4. Megawatt capacity	0.0
5. Megawatt capacity payment	\$0.00
6. Closed/decommissioned production plant (phased down) payment	\$0.00
7. Subtotal (<i>sum of Lines 2, 3, 5 and 6</i>)	\$0.00
8. Population cap	\$911,625.00
9. Adjusted subtotal (<i>lesser of Line 7 or Line 8</i>)	\$0.00
10. Adjacent site incentive payment	\$0.00
11. Baseload incentive payment	\$0.00
12. Co-generation incentive payment	\$0.00
13. Alternative energy incentive payment	\$0.00
14. Total incentive payments (<i>sum of Lines 10 through 13</i>)	\$0.00
15. Spent nuclear fuel payment	\$0.00
16. Total Utility Aid – this is the utility aid payment listed on the front of the estimate (<i>sum of Lines 9, 14 and 15</i>)	\$0.00

Supplemental County and Municipal Aid

- Under state law, supplemental county and municipal aid paid to each county and municipality is determined by 2023 Wisconsin Act 12 (sec. 79.037, Wis. Stats.)
- For detailed information, review [county and municipal aid spreadsheet](#)

Supplemental County and Municipal Aid Calculation	
1. Prior year supplemental county and municipal aid	\$66,149.62
2. Increase due to sales tax revenue including adjustments (<i>district changes</i>)	\$1,521.44
3. Total Supplemental County and Municipal Aid (<i>sum of Lines 1 and 2</i>)	\$67,671.06

Expenditure Restraint Incentive Program

- Only municipalities are eligible to receive Expenditure Restraint Incentive Program (ERIP) payments
- Under state law, in 2025, each municipality will receive a payment that is equal to the amount of the payment received by the municipality in 2024 (sec. 79.05(4), Wis. Stats., from 2023 WI Act 12 – notwithstanding subs. (2) and (3))

Contact Information

If you have questions, contact us at lgs@wisconsin.gov, (608) 266-8618 or (608) 261-5167.



State of Wisconsin • DEPARTMENT OF REVENUE

DIVISION OF STATE AND LOCAL FINANCE • BUREAU OF LOCAL GOVERNMENT SERVICES • 2135 RIMROCK RD MADISON, WI 53713

Mailing Address:
PO Box 8971 #6-97
Madison WI 53708-8971
Fax: (608) 264-6887
lgs@wisconsin.gov

September 13, 2024

JILL MURPHY
TOWN OF GREENFIELD
N1800 TOWN HALL ROAD
LA CROSSE WI 54601

Notice of Shared Revenue – 2025 Original Estimate

Notice Information

The Wisconsin Department of Revenue (DOR) is providing the **estimated** shared revenue amounts your local government will receive in 2025 under current state law for county and municipal aid, supplemental county and municipal aid, utility aid and the expenditure restraint incentive program. This does not include adjustments, shown on the July and November payment notices.

District	TOWN OF GREENFIELD	County	LA CROSSE	Co-muni code	32-012
-----------------	--------------------	---------------	-----------	---------------------	--------

Estimate Information

For an explanation of each aid payment listed below, review the additional information in this notice.

2025 Original Estimate	
1. County and municipal aid	\$55,311.51
2. Utility aid	\$1,051.02
3. Supplemental county and municipal aid	\$68,511.56
4. Expenditure restraint incentive program	\$0.00
5. Total Estimated 2025 Payments (sum of Lines 1-4)	\$124,874.09

Payment Information

Your local government will receive two distributions in 2025 :

- July 28, 2025: 15% of Line 1, 2, and 3 and 100% of Line 4 (*shown above*)
- November 17, 2025: balance of your 2025 aid payments

County and Municipal Aid

Under state law, the county and municipal aid paid to each county and municipality must be equal to the amount determined in 2012 (sec. 79.036, Wis. Stats.) and adjusted for fallen protective services insurance reimbursement (sec. 79.036(4), Wis. Stats.).

County and Municipal Aid Calculation	
1. Prior year county and municipal aid	\$54,071.86
2. Increase due to sales tax revenue, including adjustments (<i>district changes</i>)	\$1,243.65
3. Fallen protective services insurance adjustment	-\$4.00
4. Fallen protective services insurance reimbursement (<i>reported to DOR</i>)	\$0.00
5. Total County and Municipal Aid (sum of Lines 1-4)	\$55,311.51

Utility Aid

- Under state law, utility aid is distributed to each county and municipality where tax-exempt utility property is located (sec. 79.04, Wis. Stats.)
- Utility companies report utility property information to DOR annually
- DOR uses the provided information to accurately calculate utility aid (*shown below*)

Utility Aid Calculation	
1. Net book value, <i>as of December 31, 2024 (including expected additions/retirements)</i>	\$350,340.00
2. Total net book value payment	\$1,051.02
3. Minimum payment	\$0.00
4. Megawatt capacity	0.0
5. Megawatt capacity payment	\$0.00
6. Closed/decommissioned production plant (phased down) payment	\$0.00
7. Subtotal (<i>sum of Lines 2, 3, 5 and 6</i>)	\$1,051.02
8. Population cap	\$931,175.00
9. Adjusted subtotal (<i>lesser of Line 7 or Line 8</i>)	\$1,051.02
10. Adjacent site incentive payment	\$0.00
11. Baseload incentive payment	\$0.00
12. Co-generation incentive payment	\$0.00
13. Alternative energy incentive payment	\$0.00
14. Total incentive payments (<i>sum of Lines 10 through 13</i>)	\$0.00
15. Spent nuclear fuel payment	\$0.00
16. Total Utility Aid – this is the utility aid payment listed on the front of the estimate (<i>sum of Lines 9, 14 and 15</i>)	\$1,051.02

Supplemental County and Municipal Aid

- Under state law, supplemental county and municipal aid paid to each county and municipality is determined by 2023 Wisconsin Act 12 (sec. 79.037, Wis. Stats.)
- For detailed information, review [county and municipal aid spreadsheet](#)

Supplemental County and Municipal Aid Calculation	
1. Prior year supplemental county and municipal aid	\$66,971.22
2. Increase due to sales tax revenue including adjustments (<i>district changes</i>)	\$1,540.34
3. Total Supplemental County and Municipal Aid (<i>sum of Lines 1 and 2</i>)	\$68,511.56

Expenditure Restraint Incentive Program

- Only municipalities are eligible to receive Expenditure Restraint Incentive Program (ERIP) payments
- Under state law, in 2025, each municipality will receive a payment that is equal to the amount of the payment received by the municipality in 2024 (sec. 79.05(4), Wis. Stats., from 2023 WI Act 12 – notwithstanding subs. (2) and (3))

Contact Information

If you have questions, contact us at lgs@wisconsin.gov, (608) 266-8618 or (608) 261-5167.



State of Wisconsin • DEPARTMENT OF REVENUE

DIVISION OF STATE AND LOCAL FINANCE • BUREAU OF LOCAL GOVERNMENT SERVICES • 2135 RIMROCK RD MADISON, WI 53713

Mailing Address:
PO Box 8971 #6-97
Madison WI 53708-8971
Fax: (608) 264-6887
lgs@wisconsin.gov

September 13, 2024

KATIE REDING
TOWN OF HAMILTON
W3197 WALKER RD
WEST SALEM WI 54669

Notice of Shared Revenue – 2025 Original Estimate

Notice Information

The Wisconsin Department of Revenue (DOR) is providing the **estimated** shared revenue amounts your local government will receive in 2025 under current state law for county and municipal aid, supplemental county and municipal aid, utility aid and the expenditure restraint incentive program. This does not include adjustments, shown on the July and November payment notices.

District	TOWN OF HAMILTON	County	LA CROSSE	Co-muni code	32-014
-----------------	------------------	---------------	-----------	---------------------	--------

Estimate Information

For an explanation of each aid payment listed below, review the additional information in this notice.

2025 Original Estimate	
1. County and municipal aid	\$28,468.98
2. Utility aid	\$408.10
3. Supplemental county and municipal aid	\$72,438.87
4. Expenditure restraint incentive program	\$0.00
5. Total Estimated 2025 Payments (sum of Lines 1-4)	\$101,315.95

Payment Information

Your local government will receive two distributions in 2025 :

- July 28, 2025: 15% of Line 1, 2, and 3 and 100% of Line 4 (*shown above*)
- November 17, 2025: balance of your 2025 aid payments

County and Municipal Aid

Under state law, the county and municipal aid paid to each county and municipality must be equal to the amount determined in 2012 (sec. 79.036, Wis. Stats.) and adjusted for fallen protective services insurance reimbursement (sec. 79.036(4), Wis. Stats.).

County and Municipal Aid Calculation	
1. Prior year county and municipal aid	\$27,830.93
2. Increase due to sales tax revenue, including adjustments (<i>district changes</i>)	\$640.11
3. Fallen protective services insurance adjustment	-\$2.06
4. Fallen protective services insurance reimbursement (<i>reported to DOR</i>)	\$0.00
5. Total County and Municipal Aid (sum of Lines 1-4)	\$28,468.98

Utility Aid

- Under state law, utility aid is distributed to each county and municipality where tax-exempt utility property is located (sec. 79.04, Wis. Stats.)
- Utility companies report utility property information to DOR annually
- DOR uses the provided information to accurately calculate utility aid (*shown below*)

Utility Aid Calculation	
1. Net book value, as of December 31, 2024 (including expected additions/retirements)	\$136,034.00
2. Total net book value payment	\$408.10
3. Minimum payment	\$0.00
4. Megawatt capacity	0.0
5. Megawatt capacity payment	\$0.00
6. Closed/decommissioned production plant (phased down) payment	\$0.00
7. Subtotal (sum of Lines 2, 3, 5 and 6)	\$408.10
8. Population cap	\$1,025,100.00
9. Adjusted subtotal (lesser of Line 7 or Line 8)	\$408.10
10. Adjacent site incentive payment	\$0.00
11. Baseload incentive payment	\$0.00
12. Co-generation incentive payment	\$0.00
13. Alternative energy incentive payment	\$0.00
14. Total incentive payments (sum of Lines 10 through 13)	\$0.00
15. Spent nuclear fuel payment	\$0.00
16. Total Utility Aid – this is the utility aid payment listed on the front of the estimate (sum of Lines 9, 14 and 15)	\$408.10

Supplemental County and Municipal Aid

- Under state law, supplemental county and municipal aid paid to each county and municipality is determined by 2023 Wisconsin Act 12 (sec. 79.037, Wis. Stats.)
- For detailed information, review [county and municipal aid spreadsheet](#)

Supplemental County and Municipal Aid Calculation	
1. Prior year supplemental county and municipal aid	\$70,810.23
2. Increase due to sales tax revenue including adjustments (district changes)	\$1,628.64
3. Total Supplemental County and Municipal Aid (sum of Lines 1 and 2)	\$72,438.87

Expenditure Restraint Incentive Program

- Only municipalities are eligible to receive Expenditure Restraint Incentive Program (ERIP) payments
- Under state law, in 2025, each municipality will receive a payment that is equal to the amount of the payment received by the municipality in 2024 (sec. 79.05(4), Wis. Stats., from 2023 WI Act 12 – notwithstanding subs. (2) and (3))

Contact Information

If you have questions, contact us at lgs@wisconsin.gov, (608) 266-8618 or (608) 261-5167.



State of Wisconsin • DEPARTMENT OF REVENUE

DIVISION OF STATE AND LOCAL FINANCE • BUREAU OF LOCAL GOVERNMENT SERVICES • 2135 RIMROCK RD MADISON, WI 53713

Mailing Address:
PO Box 8971 #6-97
Madison WI 53708-8971
Fax: (608) 264-6887
lgs@wisconsin.gov

September 13, 2024

MARILYN PEDRETTI
TOWN OF HOLLAND
W7937 COUNTY RD MH
HOLMEN WI 54636

Notice of Shared Revenue – 2025 Original Estimate

Notice Information

The Wisconsin Department of Revenue (DOR) is providing the **estimated** shared revenue amounts your local government will receive in 2025 under current state law for county and municipal aid, supplemental county and municipal aid, utility aid and the expenditure restraint incentive program. This does not include adjustments, shown on the July and November payment notices.

District	TOWN OF HOLLAND	County	LA CROSSE	Co-muni code	32-016
-----------------	-----------------	---------------	-----------	---------------------	--------

Estimate Information

For an explanation of each aid payment listed below, review the additional information in this notice.

2025 Original Estimate	
1. County and municipal aid	\$57,390.82
2. Utility aid	\$11,733.72
3. Supplemental county and municipal aid	\$109,632.20
4. Expenditure restraint incentive program	\$0.00
5. Total Estimated 2025 Payments (sum of Lines 1-4)	\$178,756.74

Payment Information

Your local government will receive two distributions in 2025 :

- July 28, 2025: 15% of Line 1, 2, and 3 and 100% of Line 4 (*shown above*)
- November 17, 2025: balance of your 2025 aid payments

County and Municipal Aid

Under state law, the county and municipal aid paid to each county and municipality must be equal to the amount determined in 2012 (sec. 79.036, Wis. Stats.) and adjusted for fallen protective services insurance reimbursement (sec. 79.036(4), Wis. Stats.).

County and Municipal Aid Calculation	
1. Prior year county and municipal aid	\$56,104.57
2. Increase due to sales tax revenue, including adjustments (<i>district changes</i>)	\$1,290.40
3. Fallen protective services insurance adjustment	-\$4.15
4. Fallen protective services insurance reimbursement (<i>reported to DOR</i>)	\$0.00
5. Total County and Municipal Aid (sum of Lines 1-4)	\$57,390.82

Utility Aid

- Under state law, utility aid is distributed to each county and municipality where tax-exempt utility property is located (sec. 79.04, Wis. Stats.)
- Utility companies report utility property information to DOR annually
- DOR uses the provided information to accurately calculate utility aid (*shown below*)

Utility Aid Calculation	
1. Net book value, as of December 31, 2024 (including expected additions/retirements)	\$3,911,239.00
2. Total net book value payment	\$11,733.72
3. Minimum payment	\$0.00
4. Megawatt capacity	0.0
5. Megawatt capacity payment	\$0.00
6. Closed/decommissioned production plant (phased down) payment	\$0.00
7. Subtotal (sum of Lines 2, 3, 5 and 6)	\$11,733.72
8. Population cap	\$2,025,975.00
9. Adjusted subtotal (lesser of Line 7 or Line 8)	\$11,733.72
10. Adjacent site incentive payment	\$0.00
11. Baseload incentive payment	\$0.00
12. Co-generation incentive payment	\$0.00
13. Alternative energy incentive payment	\$0.00
14. Total incentive payments (sum of Lines 10 through 13)	\$0.00
15. Spent nuclear fuel payment	\$0.00
16. Total Utility Aid – this is the utility aid payment listed on the front of the estimate (sum of Lines 9, 14 and 15)	\$11,733.72

Supplemental County and Municipal Aid

- Under state law, supplemental county and municipal aid paid to each county and municipality is determined by 2023 Wisconsin Act 12 (sec. 79.037, Wis. Stats.)
- For detailed information, review [county and municipal aid spreadsheet](#)

Supplemental County and Municipal Aid Calculation	
1. Prior year supplemental county and municipal aid	\$107,167.35
2. Increase due to sales tax revenue including adjustments (district changes)	\$2,464.85
3. Total Supplemental County and Municipal Aid (sum of Lines 1 and 2)	\$109,632.20

Expenditure Restraint Incentive Program

- Only municipalities are eligible to receive Expenditure Restraint Incentive Program (ERIP) payments
- Under state law, in 2025, each municipality will receive a payment that is equal to the amount of the payment received by the municipality in 2024 (sec. 79.05(4), Wis. Stats., from 2023 WI Act 12 – notwithstanding subs. (2) and (3))

Contact Information

If you have questions, contact us at lgs@wisconsin.gov, (608) 266-8618 or (608) 261-5167.



State of Wisconsin • DEPARTMENT OF REVENUE

DIVISION OF STATE AND LOCAL FINANCE • BUREAU OF LOCAL GOVERNMENT SERVICES • 2135 RIMROCK RD MADISON, WI 53713

Mailing Address:
PO Box 8971 #6-97
Madison WI 53708-8971
Fax: (608) 264-6887
lgs@wisconsin.gov

September 13, 2024

DIANE ELSÉN
TOWN OF MEDARY
N3393 SMITH VALLEY RD
LA CROSSE WI 54601

Notice of Shared Revenue – 2025 Original Estimate

Notice Information

The Wisconsin Department of Revenue (DOR) is providing the **estimated** shared revenue amounts your local government will receive in 2025 under current state law for county and municipal aid, supplemental county and municipal aid, utility aid and the expenditure restraint incentive program. This does not include adjustments, shown on the July and November payment notices.

District	TOWN OF MEDARY	County	LA CROSSE	Co-muni code	32-018
-----------------	----------------	---------------	-----------	---------------------	--------

Estimate Information

For an explanation of each aid payment listed below, review the additional information in this notice.

2025 Original Estimate	
1. County and municipal aid	\$26,879.00
2. Utility aid	\$587.81
3. Supplemental county and municipal aid	\$58,405.12
4. Expenditure restraint incentive program	\$0.00
5. Total Estimated 2025 Payments (sum of Lines 1-4)	\$85,871.93

Payment Information

Your local government will receive two distributions in 2025 :

- July 28, 2025: 15% of Line 1, 2, and 3 and 100% of Line 4 (*shown above*)
- November 17, 2025: balance of your 2025 aid payments

County and Municipal Aid

Under state law, the county and municipal aid paid to each county and municipality must be equal to the amount determined in 2012 (sec. 79.036, Wis. Stats.) and adjusted for fallen protective services insurance reimbursement (sec. 79.036(4), Wis. Stats.).

County and Municipal Aid Calculation	
1. Prior year county and municipal aid	\$26,276.58
2. Increase due to sales tax revenue, including adjustments (<i>district changes</i>)	\$604.36
3. Fallen protective services insurance adjustment	-\$1.94
4. Fallen protective services insurance reimbursement (<i>reported to DOR</i>)	\$0.00
5. Total County and Municipal Aid (sum of Lines 1-4)	\$26,879.00

Utility Aid

- Under state law, utility aid is distributed to each county and municipality where tax-exempt utility property is located (sec. 79.04, Wis. Stats.)
- Utility companies report utility property information to DOR annually
- DOR uses the provided information to accurately calculate utility aid (*shown below*)

Utility Aid Calculation	
1. Net book value, as of December 31, 2024 (including expected additions/retirements)	\$195,937.00
2. Total net book value payment	\$587.81
3. Minimum payment	\$0.00
4. Megawatt capacity	0.0
5. Megawatt capacity payment	\$0.00
6. Closed/decommissioned production plant (phased down) payment	\$0.00
7. Subtotal (sum of Lines 2, 3, 5 and 6)	\$587.81
8. Population cap	\$685,950.00
9. Adjusted subtotal (lesser of Line 7 or Line 8)	\$587.81
10. Adjacent site incentive payment	\$0.00
11. Baseload incentive payment	\$0.00
12. Co-generation incentive payment	\$0.00
13. Alternative energy incentive payment	\$0.00
14. Total incentive payments (sum of Lines 10 through 13)	\$0.00
15. Spent nuclear fuel payment	\$0.00
16. Total Utility Aid – this is the utility aid payment listed on the front of the estimate (sum of Lines 9, 14 and 15)	\$587.81

Supplemental County and Municipal Aid

- Under state law, supplemental county and municipal aid paid to each county and municipality is determined by 2023 Wisconsin Act 12 (sec. 79.037, Wis. Stats.)
- For detailed information, review [county and municipal aid spreadsheet](#)

Supplemental County and Municipal Aid Calculation	
1. Prior year supplemental county and municipal aid	\$57,092.00
2. Increase due to sales tax revenue including adjustments (district changes)	\$1,313.12
3. Total Supplemental County and Municipal Aid (sum of Lines 1 and 2)	\$58,405.12

Expenditure Restraint Incentive Program

- Only municipalities are eligible to receive Expenditure Restraint Incentive Program (ERIP) payments
- Under state law, in 2025, each municipality will receive a payment that is equal to the amount of the payment received by the municipality in 2024 (sec. 79.05(4), Wis. Stats., from 2023 WI Act 12 – notwithstanding subs. (2) and (3))

Contact Information

If you have questions, contact us at lgs@wisconsin.gov, (608) 266-8618 or (608) 261-5167.



State of Wisconsin • DEPARTMENT OF REVENUE

DIVISION OF STATE AND LOCAL FINANCE • BUREAU OF LOCAL GOVERNMENT SERVICES • 2135 RIMROCK RD MADISON, WI 53713

Mailing Address:
PO Box 8971 #6-97
Madison WI 53708-8971
Fax: (608) 264-6887
lgs@wisconsin.gov

September 13, 2024

MARY RINEHART
TOWN OF ONALASKA
N5589 COMMERCE RD
ONALASKA WI 54650

Notice of Shared Revenue – 2025 Original Estimate

Notice Information

The Wisconsin Department of Revenue (DOR) is providing the **estimated** shared revenue amounts your local government will receive in 2025 under current state law for county and municipal aid, supplemental county and municipal aid, utility aid and the expenditure restraint incentive program. This does not include adjustments, shown on the July and November payment notices.

District	TOWN OF ONALASKA	County	LA CROSSE	Co-muni code	32-020
-----------------	------------------	---------------	-----------	---------------------	--------

Estimate Information

For an explanation of each aid payment listed below, review the additional information in this notice.

2025 Original Estimate	
1. County and municipal aid	\$156,026.08
2. Utility aid	\$2,975.23
3. Supplemental county and municipal aid	\$162,720.71
4. Expenditure restraint incentive program	\$0.00
5. Total Estimated 2025 Payments (sum of Lines 1-4)	\$321,722.02

Payment Information

Your local government will receive two distributions in 2025 :

- July 28, 2025: 15% of Line 1, 2, and 3 and 100% of Line 4 (*shown above*)
- November 17, 2025: balance of your 2025 aid payments

County and Municipal Aid

Under state law, the county and municipal aid paid to each county and municipality must be equal to the amount determined in 2012 (sec. 79.036, Wis. Stats.) and adjusted for fallen protective services insurance reimbursement (sec. 79.036(4), Wis. Stats.).

County and Municipal Aid Calculation	
1. Prior year county and municipal aid	\$152,529.18
2. Increase due to sales tax revenue, including adjustments (<i>district changes</i>)	\$3,508.17
3. Fallen protective services insurance adjustment	-\$11.27
4. Fallen protective services insurance reimbursement (<i>reported to DOR</i>)	\$0.00
5. Total County and Municipal Aid (sum of Lines 1-4)	\$156,026.08

Utility Aid

- Under state law, utility aid is distributed to each county and municipality where tax-exempt utility property is located (sec. 79.04, Wis. Stats.)
- Utility companies report utility property information to DOR annually
- DOR uses the provided information to accurately calculate utility aid (*shown below*)

Utility Aid Calculation	
1. Net book value, as of December 31, 2024 (including expected additions/retirements)	\$991,742.00
2. Total net book value payment	\$2,975.23
3. Minimum payment	\$0.00
4. Megawatt capacity	0.0
5. Megawatt capacity payment	\$0.00
6. Closed/decommissioned production plant (phased down) payment	\$0.00
7. Subtotal (sum of Lines 2, 3, 5 and 6)	\$2,975.23
8. Population cap	\$2,473,075.00
9. Adjusted subtotal (lesser of Line 7 or Line 8)	\$2,975.23
10. Adjacent site incentive payment	\$0.00
11. Baseload incentive payment	\$0.00
12. Co-generation incentive payment	\$0.00
13. Alternative energy incentive payment	\$0.00
14. Total incentive payments (sum of Lines 10 through 13)	\$0.00
15. Spent nuclear fuel payment	\$0.00
16. Total Utility Aid – this is the utility aid payment listed on the front of the estimate (sum of Lines 9, 14 and 15)	\$2,975.23

Supplemental County and Municipal Aid

- Under state law, supplemental county and municipal aid paid to each county and municipality is determined by 2023 Wisconsin Act 12 (sec. 79.037, Wis. Stats.)
- For detailed information, review [county and municipal aid spreadsheet](#)

Supplemental County and Municipal Aid Calculation	
1. Prior year supplemental county and municipal aid	\$159,062.28
2. Increase due to sales tax revenue including adjustments (district changes)	\$3,658.43
3. Total Supplemental County and Municipal Aid (sum of Lines 1 and 2)	\$162,720.71

Expenditure Restraint Incentive Program

- Only municipalities are eligible to receive Expenditure Restraint Incentive Program (ERIP) payments
- Under state law, in 2025, each municipality will receive a payment that is equal to the amount of the payment received by the municipality in 2024 (sec. 79.05(4), Wis. Stats., from 2023 WI Act 12 – notwithstanding subs. (2) and (3))

Contact Information

If you have questions, contact us at lgs@wisconsin.gov, (608) 266-8618 or (608) 261-5167.



State of Wisconsin • DEPARTMENT OF REVENUE

DIVISION OF STATE AND LOCAL FINANCE • BUREAU OF LOCAL GOVERNMENT SERVICES • 2135 RIMROCK RD MADISON, WI 53713

Mailing Address:
PO Box 8971 #6-97
Madison WI 53708-8971
Fax: (608) 264-6887
lgs@wisconsin.gov

September 13, 2024

FORTUNE BERG
TOWN OF SHELBY
2800 WARD AVE
LA CROSSE WI 54601

Notice of Shared Revenue – 2025 Original Estimate

Notice Information

The Wisconsin Department of Revenue (DOR) is providing the **estimated** shared revenue amounts your local government will receive in 2025 under current state law for county and municipal aid, supplemental county and municipal aid, utility aid and the expenditure restraint incentive program. This does not include adjustments, shown on the July and November payment notices.

District	TOWN OF SHELBY	County	LA CROSSE	Co-muni code	32-022
-----------------	----------------	---------------	-----------	---------------------	--------

Estimate Information

For an explanation of each aid payment listed below, review the additional information in this notice.

2025 Original Estimate	
1. County and municipal aid	\$137,636.15
2. Utility aid	\$778.66
3. Supplemental county and municipal aid	\$113,171.56
4. Expenditure restraint incentive program	\$0.00
5. Total Estimated 2025 Payments (sum of Lines 1-4)	\$251,586.37

Payment Information

Your local government will receive two distributions in 2025 :

- July 28, 2025: 15% of Line 1, 2, and 3 and 100% of Line 4 (*shown above*)
- November 17, 2025: balance of your 2025 aid payments

County and Municipal Aid

Under state law, the county and municipal aid paid to each county and municipality must be equal to the amount determined in 2012 (sec. 79.036, Wis. Stats.) and adjusted for fallen protective services insurance reimbursement (sec. 79.036(4), Wis. Stats.).

County and Municipal Aid Calculation	
1. Prior year county and municipal aid	\$134,551.41
2. Increase due to sales tax revenue, including adjustments (<i>district changes</i>)	\$3,094.68
3. Fallen protective services insurance adjustment	-\$9.94
4. Fallen protective services insurance reimbursement (<i>reported to DOR</i>)	\$0.00
5. Total County and Municipal Aid (sum of Lines 1-4)	\$137,636.15

Utility Aid

- Under state law, utility aid is distributed to each county and municipality where tax-exempt utility property is located (sec. 79.04, Wis. Stats.)
- Utility companies report utility property information to DOR annually
- DOR uses the provided information to accurately calculate utility aid (*shown below*)

Utility Aid Calculation	
1. Net book value, <i>as of December 31, 2024 (including expected additions/retirements)</i>	\$259,553.00
2. Total net book value payment	\$778.66
3. Minimum payment	\$0.00
4. Megawatt capacity	0.0
5. Megawatt capacity payment	\$0.00
6. Closed/decommissioned production plant (phased down) payment	\$0.00
7. Subtotal (<i>sum of Lines 2, 3, 5 and 6</i>)	\$778.66
8. Population cap	\$2,022,575.00
9. Adjusted subtotal (<i>lesser of Line 7 or Line 8</i>)	\$778.66
10. Adjacent site incentive payment	\$0.00
11. Baseload incentive payment	\$0.00
12. Co-generation incentive payment	\$0.00
13. Alternative energy incentive payment	\$0.00
14. Total incentive payments (<i>sum of Lines 10 through 13</i>)	\$0.00
15. Spent nuclear fuel payment	\$0.00
16. Total Utility Aid – this is the utility aid payment listed on the front of the estimate (<i>sum of Lines 9, 14 and 15</i>)	\$778.66

Supplemental County and Municipal Aid

- Under state law, supplemental county and municipal aid paid to each county and municipality is determined by 2023 Wisconsin Act 12 (sec. 79.037, Wis. Stats.)
- For detailed information, review [county and municipal aid spreadsheet](#)

Supplemental County and Municipal Aid Calculation	
1. Prior year supplemental county and municipal aid	\$110,627.14
2. Increase due to sales tax revenue including adjustments (<i>district changes</i>)	\$2,544.42
3. Total Supplemental County and Municipal Aid (<i>sum of Lines 1 and 2</i>)	\$113,171.56

Expenditure Restraint Incentive Program

- Only municipalities are eligible to receive Expenditure Restraint Incentive Program (ERIP) payments
- Under state law, in 2025, each municipality will receive a payment that is equal to the amount of the payment received by the municipality in 2024 (sec. 79.05(4), Wis. Stats., from 2023 WI Act 12 – notwithstanding subs. (2) and (3))

Contact Information

If you have questions, contact us at lgs@wisconsin.gov, (608) 266-8618 or (608) 261-5167.



State of Wisconsin • DEPARTMENT OF REVENUE

DIVISION OF STATE AND LOCAL FINANCE • BUREAU OF LOCAL GOVERNMENT SERVICES • 2135 RIMROCK RD MADISON, WI 53713

Mailing Address:
PO Box 8971 #6-97
Madison WI 53708-8971
Fax: (608) 264-6887
lgs@wisconsin.gov

September 13, 2024

BARBARA MUENZENBERGER
TOWN OF WASHINGTON
W561 MUENZENBERGER RD
COON VALLEY WI 54623-9351

Notice of Shared Revenue – 2025 Original Estimate

Notice Information

The Wisconsin Department of Revenue (DOR) is providing the **estimated** shared revenue amounts your local government will receive in 2025 under current state law for county and municipal aid, supplemental county and municipal aid, utility aid and the expenditure restraint incentive program. This does not include adjustments, shown on the July and November payment notices.

District	TOWN OF WASHINGTON	County	LA CROSSE	Co-muni code	32-024
-----------------	--------------------	---------------	-----------	---------------------	--------

Estimate Information

For an explanation of each aid payment listed below, review the additional information in this notice.

2025 Original Estimate	
1. County and municipal aid	\$26,873.38
2. Utility aid	\$0.00
3. Supplemental county and municipal aid	\$39,630.94
4. Expenditure restraint incentive program	\$0.00
5. Total Estimated 2025 Payments (sum of Lines 1-4)	\$66,504.32

Payment Information

Your local government will receive two distributions in 2025 :

- July 28, 2025: 15% of Line 1, 2, and 3 and 100% of Line 4 (*shown above*)
- November 17, 2025: balance of your 2025 aid payments

County and Municipal Aid

Under state law, the county and municipal aid paid to each county and municipality must be equal to the amount determined in 2012 (sec. 79.036, Wis. Stats.) and adjusted for fallen protective services insurance reimbursement (sec. 79.036(4), Wis. Stats.).

County and Municipal Aid Calculation	
1. Prior year county and municipal aid	\$26,271.09
2. Increase due to sales tax revenue, including adjustments (<i>district changes</i>)	\$604.23
3. Fallen protective services insurance adjustment	-\$1.94
4. Fallen protective services insurance reimbursement (<i>reported to DOR</i>)	\$0.00
5. Total County and Municipal Aid (sum of Lines 1-4)	\$26,873.38

Utility Aid

- Under state law, utility aid is distributed to each county and municipality where tax-exempt utility property is located (sec. 79.04, Wis. Stats.)
- Utility companies report utility property information to DOR annually
- DOR uses the provided information to accurately calculate utility aid (*shown below*)

Utility Aid Calculation	
1. Net book value, <i>as of December 31, 2024 (including expected additions/retirements)</i>	\$0.00
2. Total net book value payment	\$0.00
3. Minimum payment	\$0.00
4. Megawatt capacity	0.0
5. Megawatt capacity payment	\$0.00
6. Closed/decommissioned production plant (phased down) payment	\$0.00
7. Subtotal (<i>sum of Lines 2, 3, 5 and 6</i>)	\$0.00
8. Population cap	\$217,175.00
9. Adjusted subtotal (<i>lesser of Line 7 or Line 8</i>)	\$0.00
10. Adjacent site incentive payment	\$0.00
11. Baseload incentive payment	\$0.00
12. Co-generation incentive payment	\$0.00
13. Alternative energy incentive payment	\$0.00
14. Total incentive payments (<i>sum of Lines 10 through 13</i>)	\$0.00
15. Spent nuclear fuel payment	\$0.00
16. Total Utility Aid – this is the utility aid payment listed on the front of the estimate (<i>sum of Lines 9, 14 and 15</i>)	\$0.00

Supplemental County and Municipal Aid

- Under state law, supplemental county and municipal aid paid to each county and municipality is determined by 2023 Wisconsin Act 12 (sec. 79.037, Wis. Stats.)
- For detailed information, review [county and municipal aid spreadsheet](#)

Supplemental County and Municipal Aid Calculation	
1. Prior year supplemental county and municipal aid	\$38,739.92
2. Increase due to sales tax revenue including adjustments (<i>district changes</i>)	\$891.02
3. Total Supplemental County and Municipal Aid (<i>sum of Lines 1 and 2</i>)	\$39,630.94

Expenditure Restraint Incentive Program

- Only municipalities are eligible to receive Expenditure Restraint Incentive Program (ERIP) payments
- Under state law, in 2025, each municipality will receive a payment that is equal to the amount of the payment received by the municipality in 2024 (sec. 79.05(4), Wis. Stats., from 2023 WI Act 12 – notwithstanding subs. (2) and (3))

Contact Information

If you have questions, contact us at lgs@wisconsin.gov, (608) 266-8618 or (608) 261-5167.



State of Wisconsin • DEPARTMENT OF REVENUE

DIVISION OF STATE AND LOCAL FINANCE • BUREAU OF LOCAL GOVERNMENT SERVICES • 2135 RIMROCK RD MADISON, WI 53713

Mailing Address:
PO Box 8971 #6-97
Madison WI 53708-8971
Fax: (608) 264-6887
lgs@wisconsin.gov

September 13, 2024

JERI WITTMERSHAUS
VILLAGE OF BANGOR
PO BOX 220
BANGOR WI 54614-0220

Notice of Shared Revenue – 2025 Original Estimate

Notice Information

The Wisconsin Department of Revenue (DOR) is providing the **estimated** shared revenue amounts your local government will receive in 2025 under current state law for county and municipal aid, supplemental county and municipal aid, utility aid and the expenditure restraint incentive program. This does not include adjustments, shown on the July and November payment notices.

District	VILLAGE OF BANGOR	County	LA CROSSE	Co-muni code	32-106
-----------------	-------------------	---------------	-----------	---------------------	--------

Estimate Information

For an explanation of each aid payment listed below, review the additional information in this notice.

2025 Original Estimate	
1. County and municipal aid	\$119,864.65
2. Utility aid	\$1,462.36
3. Supplemental county and municipal aid	\$57,632.67
4. Expenditure restraint incentive program	\$0.00
5. Total Estimated 2025 Payments (sum of Lines 1-4)	\$178,959.68

Payment Information

Your local government will receive two distributions in 2025 :

- July 28, 2025: 15% of Line 1, 2, and 3 and 100% of Line 4 (*shown above*)
- November 17, 2025: balance of your 2025 aid payments

County and Municipal Aid

Under state law, the county and municipal aid paid to each county and municipality must be equal to the amount determined in 2012 (sec. 79.036, Wis. Stats.) and adjusted for fallen protective services insurance reimbursement (sec. 79.036(4), Wis. Stats.).

County and Municipal Aid Calculation	
1. Prior year county and municipal aid	\$117,178.21
2. Increase due to sales tax revenue, including adjustments (<i>district changes</i>)	\$2,695.10
3. Fallen protective services insurance adjustment	-\$8.66
4. Fallen protective services insurance reimbursement (<i>reported to DOR</i>)	\$0.00
5. Total County and Municipal Aid (sum of Lines 1-4)	\$119,864.65

Utility Aid

- Under state law, utility aid is distributed to each county and municipality where tax-exempt utility property is located (sec. 79.04, Wis. Stats.)
- Utility companies report utility property information to DOR annually
- DOR uses the provided information to accurately calculate utility aid (*shown below*)

Utility Aid Calculation	
1. Net book value, <i>as of December 31, 2024 (including expected additions/retirements)</i>	\$243,726.00
2. Total net book value payment	\$1,462.36
3. Minimum payment	\$0.00
4. Megawatt capacity	0.0
5. Megawatt capacity payment	\$0.00
6. Closed/decommissioned production plant (phased down) payment	\$0.00
7. Subtotal (<i>sum of Lines 2, 3, 5 and 6</i>)	\$1,462.36
8. Population cap	\$698,275.00
9. Adjusted subtotal (<i>lesser of Line 7 or Line 8</i>)	\$1,462.36
10. Adjacent site incentive payment	\$0.00
11. Baseload incentive payment	\$0.00
12. Co-generation incentive payment	\$0.00
13. Alternative energy incentive payment	\$0.00
14. Total incentive payments (<i>sum of Lines 10 through 13</i>)	\$0.00
15. Spent nuclear fuel payment	\$0.00
16. Total Utility Aid – this is the utility aid payment listed on the front of the estimate (<i>sum of Lines 9, 14 and 15</i>)	\$1,462.36

Supplemental County and Municipal Aid

- Under state law, supplemental county and municipal aid paid to each county and municipality is determined by 2023 Wisconsin Act 12 (sec. 79.037, Wis. Stats.)
- For detailed information, review [county and municipal aid spreadsheet](#)

Supplemental County and Municipal Aid Calculation	
1. Prior year supplemental county and municipal aid	\$56,336.92
2. Increase due to sales tax revenue including adjustments (<i>district changes</i>)	\$1,295.75
3. Total Supplemental County and Municipal Aid (<i>sum of Lines 1 and 2</i>)	\$57,632.67

Expenditure Restraint Incentive Program

- Only municipalities are eligible to receive Expenditure Restraint Incentive Program (ERIP) payments
- Under state law, in 2025, each municipality will receive a payment that is equal to the amount of the payment received by the municipality in 2024 (sec. 79.05(4), Wis. Stats., from 2023 WI Act 12 – notwithstanding subs. (2) and (3))

Contact Information

If you have questions, contact us at lgs@wisconsin.gov, (608) 266-8618 or (608) 261-5167.



State of Wisconsin • DEPARTMENT OF REVENUE

DIVISION OF STATE AND LOCAL FINANCE • BUREAU OF LOCAL GOVERNMENT SERVICES • 2135 RIMROCK RD MADISON, WI 53713

Mailing Address:
PO Box 8971 #6-97
Madison WI 53708-8971
Fax: (608) 264-6887
lgs@wisconsin.gov

September 13, 2024

ANGELA HORNBERG
VILLAGE OF HOLMEN
PO BOX 158, 421 S MAIN ST
HOLMEN WI 54636-0158

Notice of Shared Revenue – 2025 Original Estimate

Notice Information

The Wisconsin Department of Revenue (DOR) is providing the **estimated** shared revenue amounts your local government will receive in 2025 under current state law for county and municipal aid, supplemental county and municipal aid, utility aid and the expenditure restraint incentive program. This does not include adjustments, shown on the July and November payment notices.

District	VILLAGE OF HOLMEN	County	LA CROSSE	Co-muni code	32-136
-----------------	-------------------	---------------	-----------	---------------------	--------

Estimate Information

For an explanation of each aid payment listed below, review the additional information in this notice.

2025 Original Estimate	
1. County and municipal aid	\$486,288.23
2. Utility aid	\$174,249.51
3. Supplemental county and municipal aid	\$293,622.78
4. Expenditure restraint incentive program	\$112,963.93
5. Total Estimated 2025 Payments (sum of Lines 1-4)	\$1,067,124.45

Payment Information

Your local government will receive two distributions in 2025 :

- July 28, 2025: 15% of Line 1, 2, and 3 and 100% of Line 4 (*shown above*)
- November 17, 2025: balance of your 2025 aid payments

County and Municipal Aid

Under state law, the county and municipal aid paid to each county and municipality must be equal to the amount determined in 2012 (sec. 79.036, Wis. Stats.) and adjusted for fallen protective services insurance reimbursement (sec. 79.036(4), Wis. Stats.).

County and Municipal Aid Calculation	
1. Prior year county and municipal aid	\$475,389.40
2. Increase due to sales tax revenue, including adjustments (<i>district changes</i>)	\$10,933.96
3. Fallen protective services insurance adjustment	-\$35.13
4. Fallen protective services insurance reimbursement (<i>reported to DOR</i>)	\$0.00
5. Total County and Municipal Aid (sum of Lines 1-4)	\$486,288.23

Utility Aid

- Under state law, utility aid is distributed to each county and municipality where tax-exempt utility property is located (sec. 79.04, Wis. Stats.)
- Utility companies report utility property information to DOR annually
- DOR uses the provided information to accurately calculate utility aid (*shown below*)

Utility Aid Calculation	
1. Net book value, <i>as of December 31, 2024 (including expected additions/retirements)</i>	\$29,041,585.00
2. Total net book value payment	\$174,249.51
3. Minimum payment	\$0.00
4. Megawatt capacity	0.0
5. Megawatt capacity payment	\$0.00
6. Closed/decommissioned production plant (phased down) payment	\$0.00
7. Subtotal (<i>sum of Lines 2, 3, 5 and 6</i>)	\$174,249.51
8. Population cap	\$5,254,275.00
9. Adjusted subtotal (<i>lesser of Line 7 or Line 8</i>)	\$174,249.51
10. Adjacent site incentive payment	\$0.00
11. Baseload incentive payment	\$0.00
12. Co-generation incentive payment	\$0.00
13. Alternative energy incentive payment	\$0.00
14. Total incentive payments (<i>sum of Lines 10 through 13</i>)	\$0.00
15. Spent nuclear fuel payment	\$0.00
16. Total Utility Aid – this is the utility aid payment listed on the front of the estimate (<i>sum of Lines 9, 14 and 15</i>)	\$174,249.51

Supplemental County and Municipal Aid

- Under state law, supplemental county and municipal aid paid to each county and municipality is determined by 2023 Wisconsin Act 12 (sec. 79.037, Wis. Stats.)
- For detailed information, review [county and municipal aid spreadsheet](#)

Supplemental County and Municipal Aid Calculation	
1. Prior year supplemental county and municipal aid	\$287,021.29
2. Increase due to sales tax revenue including adjustments (<i>district changes</i>)	\$6,601.49
3. Total Supplemental County and Municipal Aid (<i>sum of Lines 1 and 2</i>)	\$293,622.78

Expenditure Restraint Incentive Program

- Only municipalities are eligible to receive Expenditure Restraint Incentive Program (ERIP) payments
- Under state law, in 2025, each municipality will receive a payment that is equal to the amount of the payment received by the municipality in 2024 (sec. 79.05(4), Wis. Stats., from 2023 WI Act 12 – notwithstanding subs. (2) and (3))

Contact Information

If you have questions, contact us at lgs@wisconsin.gov, (608) 266-8618 or (608) 261-5167.



State of Wisconsin • DEPARTMENT OF REVENUE

DIVISION OF STATE AND LOCAL FINANCE • BUREAU OF LOCAL GOVERNMENT SERVICES • 2135 RIMROCK RD MADISON, WI 53713

Mailing Address:
PO Box 8971 #6-97
Madison WI 53708-8971
Fax: (608) 264-6887
lgs@wisconsin.gov

September 13, 2024

MELODY BRUEGGEMAN
VILLAGE OF ROCKLAND
PO BOX 124
ROCKLAND WI 54653-0124

Notice of Shared Revenue – 2025 Original Estimate

Notice Information

The Wisconsin Department of Revenue (DOR) is providing the **estimated** shared revenue amounts your local government will receive in 2025 under current state law for county and municipal aid, supplemental county and municipal aid, utility aid and the expenditure restraint incentive program. This does not include adjustments, shown on the July and November payment notices.

District	VILLAGE OF ROCKLAND	County	LA CROSSE	Co-muni code	32-176
-----------------	---------------------	---------------	-----------	---------------------	--------

Estimate Information

For an explanation of each aid payment listed below, review the additional information in this notice.

2025 Original Estimate	
1. County and municipal aid	\$133,419.70
2. Utility aid	\$10,086.77
3. Supplemental county and municipal aid	\$44,133.58
4. Expenditure restraint incentive program	\$0.00
5. Total Estimated 2025 Payments (sum of Lines 1-4)	\$187,640.05

Payment Information

Your local government will receive two distributions in 2025 :

- July 28, 2025: 15% of Line 1, 2, and 3 and 100% of Line 4 (*shown above*)
- November 17, 2025: balance of your 2025 aid payments

County and Municipal Aid

Under state law, the county and municipal aid paid to each county and municipality must be equal to the amount determined in 2012 (sec. 79.036, Wis. Stats.) and adjusted for fallen protective services insurance reimbursement (sec. 79.036(4), Wis. Stats.).

County and Municipal Aid Calculation	
1. Prior year county and municipal aid	\$130,429.46
2. Increase due to sales tax revenue, including adjustments (<i>district changes</i>)	\$2,999.88
3. Fallen protective services insurance adjustment	-\$9.64
4. Fallen protective services insurance reimbursement (<i>reported to DOR</i>)	\$0.00
5. Total County and Municipal Aid (sum of Lines 1-4)	\$133,419.70

Utility Aid

- Under state law, utility aid is distributed to each county and municipality where tax-exempt utility property is located (sec. 79.04, Wis. Stats.)
- Utility companies report utility property information to DOR annually
- DOR uses the provided information to accurately calculate utility aid (*shown below*)

Utility Aid Calculation	
1. Net book value, <i>as of December 31, 2024 (including expected additions/retirements)</i>	\$1,681,128.00
2. Total net book value payment	\$10,086.77
3. Minimum payment	\$0.00
4. Megawatt capacity	0.0
5. Megawatt capacity payment	\$0.00
6. Closed/decommissioned production plant (phased down) payment	\$0.00
7. Subtotal (<i>sum of Lines 2, 3, 5 and 6</i>)	\$10,086.77
8. Population cap	\$334,050.00
9. Adjusted subtotal (<i>lesser of Line 7 or Line 8</i>)	\$10,086.77
10. Adjacent site incentive payment	\$0.00
11. Baseload incentive payment	\$0.00
12. Co-generation incentive payment	\$0.00
13. Alternative energy incentive payment	\$0.00
14. Total incentive payments (<i>sum of Lines 10 through 13</i>)	\$0.00
15. Spent nuclear fuel payment	\$0.00
16. Total Utility Aid – this is the utility aid payment listed on the front of the estimate (<i>sum of Lines 9, 14 and 15</i>)	\$10,086.77

Supplemental County and Municipal Aid

- Under state law, supplemental county and municipal aid paid to each county and municipality is determined by 2023 Wisconsin Act 12 (sec. 79.037, Wis. Stats.)
- For detailed information, review [county and municipal aid spreadsheet](#)

Supplemental County and Municipal Aid Calculation	
1. Prior year supplemental county and municipal aid	\$43,141.33
2. Increase due to sales tax revenue including adjustments (<i>district changes</i>)	\$992.25
3. Total Supplemental County and Municipal Aid (<i>sum of Lines 1 and 2</i>)	\$44,133.58

Expenditure Restraint Incentive Program

- Only municipalities are eligible to receive Expenditure Restraint Incentive Program (ERIP) payments
- Under state law, in 2025, each municipality will receive a payment that is equal to the amount of the payment received by the municipality in 2024 (sec. 79.05(4), Wis. Stats., from 2023 WI Act 12 – notwithstanding subs. (2) and (3))

Contact Information

If you have questions, contact us at lgs@wisconsin.gov, (608) 266-8618 or (608) 261-5167.



State of Wisconsin • DEPARTMENT OF REVENUE

DIVISION OF STATE AND LOCAL FINANCE • BUREAU OF LOCAL GOVERNMENT SERVICES • 2135 RIMROCK RD MADISON, WI 53713

Mailing Address:
PO Box 8971 #6-97
Madison WI 53708-8971
Fax: (608) 264-6887
lgs@wisconsin.gov

September 13, 2024

ASHLEY BOHL
VILLAGE OF WEST SALEM
175 S LEONARD ST
WEST SALEM WI 54669-1620

Notice of Shared Revenue – 2025 Original Estimate

Notice Information

The Wisconsin Department of Revenue (DOR) is providing the **estimated** shared revenue amounts your local government will receive in 2025 under current state law for county and municipal aid, supplemental county and municipal aid, utility aid and the expenditure restraint incentive program. This does not include adjustments, shown on the July and November payment notices.

District	VILLAGE OF WEST SALEM	County	LA CROSSE	Co-muni code	32-191
-----------------	-----------------------	---------------	-----------	---------------------	--------

Estimate Information

For an explanation of each aid payment listed below, review the additional information in this notice.

2025 Original Estimate	
1. County and municipal aid	\$394,514.81
2. Utility aid	\$8,436.28
3. Supplemental county and municipal aid	\$152,103.98
4. Expenditure restraint incentive program	\$0.00
5. Total Estimated 2025 Payments (sum of Lines 1-4)	\$555,055.07

Payment Information

Your local government will receive two distributions in 2025 :

- July 28, 2025: 15% of Line 1, 2, and 3 and 100% of Line 4 (*shown above*)
- November 17, 2025: balance of your 2025 aid payments

County and Municipal Aid

Under state law, the county and municipal aid paid to each county and municipality must be equal to the amount determined in 2012 (sec. 79.036, Wis. Stats.) and adjusted for fallen protective services insurance reimbursement (sec. 79.036(4), Wis. Stats.).

County and Municipal Aid Calculation	
1. Prior year county and municipal aid	\$385,672.84
2. Increase due to sales tax revenue, including adjustments (<i>district changes</i>)	\$8,870.47
3. Fallen protective services insurance adjustment	-\$28.50
4. Fallen protective services insurance reimbursement (<i>reported to DOR</i>)	\$0.00
5. Total County and Municipal Aid (sum of Lines 1-4)	\$394,514.81

Utility Aid

- Under state law, utility aid is distributed to each county and municipality where tax-exempt utility property is located (sec. 79.04, Wis. Stats.)
- Utility companies report utility property information to DOR annually
- DOR uses the provided information to accurately calculate utility aid (*shown below*)

Utility Aid Calculation	
1. Net book value, <i>as of December 31, 2024 (including expected additions/retirements)</i>	\$1,406,046.00
2. Total net book value payment	\$8,436.28
3. Minimum payment	\$0.00
4. Megawatt capacity	0.0
5. Megawatt capacity payment	\$0.00
6. Closed/decommissioned production plant (phased down) payment	\$0.00
7. Subtotal (<i>sum of Lines 2, 3, 5 and 6</i>)	\$8,436.28
8. Population cap	\$2,254,625.00
9. Adjusted subtotal (<i>lesser of Line 7 or Line 8</i>)	\$8,436.28
10. Adjacent site incentive payment	\$0.00
11. Baseload incentive payment	\$0.00
12. Co-generation incentive payment	\$0.00
13. Alternative energy incentive payment	\$0.00
14. Total incentive payments (<i>sum of Lines 10 through 13</i>)	\$0.00
15. Spent nuclear fuel payment	\$0.00
16. Total Utility Aid – this is the utility aid payment listed on the front of the estimate <i>(sum of Lines 9, 14 and 15)</i>	\$8,436.28

Supplemental County and Municipal Aid

- Under state law, supplemental county and municipal aid paid to each county and municipality is determined by 2023 Wisconsin Act 12 (sec. 79.037, Wis. Stats.)
- For detailed information, review [county and municipal aid spreadsheet](#)

Supplemental County and Municipal Aid Calculation	
1. Prior year supplemental county and municipal aid	\$148,684.24
2. Increase due to sales tax revenue including adjustments (<i>district changes</i>)	\$3,419.74
3. Total Supplemental County and Municipal Aid (<i>sum of Lines 1 and 2</i>)	\$152,103.98

Expenditure Restraint Incentive Program

- Only municipalities are eligible to receive Expenditure Restraint Incentive Program (ERIP) payments
- Under state law, in 2025, each municipality will receive a payment that is equal to the amount of the payment received by the municipality in 2024 (sec. 79.05(4), Wis. Stats., from 2023 WI Act 12 – notwithstanding subs. (2) and (3))

Contact Information

If you have questions, contact us at lgs@wisconsin.gov, (608) 266-8618 or (608) 261-5167.



State of Wisconsin • DEPARTMENT OF REVENUE

DIVISION OF STATE AND LOCAL FINANCE • BUREAU OF LOCAL GOVERNMENT SERVICES • 2135 RIMROCK RD MADISON, WI 53713

Mailing Address:
PO Box 8971 #6-97
Madison WI 53708-8971
Fax: (608) 264-6887
lgs@wisconsin.gov

September 13, 2024

NIKKI ELSSEN
CITY OF LA CROSSE
400 LA CROSSE ST
LA CROSSE WI 54601-3396

Notice of Shared Revenue – 2025 Original Estimate

Notice Information

The Wisconsin Department of Revenue (DOR) is providing the **estimated** shared revenue amounts your local government will receive in 2025 under current state law for county and municipal aid, supplemental county and municipal aid, utility aid and the expenditure restraint incentive program. This does not include adjustments, shown on the July and November payment notices.

District	CITY OF LA CROSSE	County	LA CROSSE	Co-muni code	32-246
-----------------	-------------------	---------------	-----------	---------------------	--------

Estimate Information

For an explanation of each aid payment listed below, review the additional information in this notice.

2025 Original Estimate	
1. County and municipal aid	\$9,239,378.12
2. Utility aid	\$817,356.68
3. Supplemental county and municipal aid	\$1,848,153.30
4. Expenditure restraint incentive program	\$1,164,284.01
5. Total Estimated 2025 Payments (sum of Lines 1-4)	\$13,069,172.11

Payment Information

Your local government will receive two distributions in 2025 :

- July 28, 2025: 15% of Line 1, 2, and 3 and 100% of Line 4 (*shown above*)
- November 17, 2025: balance of your 2025 aid payments

County and Municipal Aid

Under state law, the county and municipal aid paid to each county and municipality must be equal to the amount determined in 2012 (sec. 79.036, Wis. Stats.) and adjusted for fallen protective services insurance reimbursement (sec. 79.036(4), Wis. Stats.).

County and Municipal Aid Calculation	
1. Prior year county and municipal aid	\$9,032,302.69
2. Increase due to sales tax revenue, including adjustments (<i>district changes</i>)	\$207,742.96
3. Fallen protective services insurance adjustment	-\$667.53
4. Fallen protective services insurance reimbursement (<i>reported to DOR</i>)	\$0.00
5. Total County and Municipal Aid (sum of Lines 1-4)	\$9,239,378.12

Utility Aid

- Under state law, utility aid is distributed to each county and municipality where tax-exempt utility property is located (sec. 79.04, Wis. Stats.)
- Utility companies report utility property information to DOR annually
- DOR uses the provided information to accurately calculate utility aid (*shown below*)

Utility Aid Calculation	
1. Net book value, <i>as of December 31, 2024 (including expected additions/retirements)</i>	\$47,448,339.00
2. Total net book value payment	\$284,690.03
3. Minimum payment	\$0.00
4. Megawatt capacity	188.0
5. Megawatt capacity payment	\$250,666.65
6. Closed/decommissioned production plant (phased down) payment	\$0.00
7. Subtotal (<i>sum of Lines 2, 3, 5 and 6</i>)	\$535,356.68
8. Population cap	\$22,164,600.00
9. Adjusted subtotal (<i>lesser of Line 7 or Line 8</i>)	\$535,356.68
10. Adjacent site incentive payment	\$0.00
11. Baseload incentive payment	\$0.00
12. Co-generation incentive payment	\$0.00
13. Alternative energy incentive payment	\$282,000.00
14. Total incentive payments (<i>sum of Lines 10 through 13</i>)	\$282,000.00
15. Spent nuclear fuel payment	\$0.00
16. Total Utility Aid – this is the utility aid payment listed on the front of the estimate (<i>sum of Lines 9, 14 and 15</i>)	\$817,356.68

Supplemental County and Municipal Aid

- Under state law, supplemental county and municipal aid paid to each county and municipality is determined by 2023 Wisconsin Act 12 (sec. 79.037, Wis. Stats.)
- For detailed information, review [county and municipal aid spreadsheet](#)

Supplemental County and Municipal Aid Calculation	
1. Prior year supplemental county and municipal aid	\$1,806,601.47
2. Increase due to sales tax revenue including adjustments (<i>district changes</i>)	\$41,551.83
3. Total Supplemental County and Municipal Aid (<i>sum of Lines 1 and 2</i>)	\$1,848,153.30

Expenditure Restraint Incentive Program

- Only municipalities are eligible to receive Expenditure Restraint Incentive Program (ERIP) payments
- Under state law, in 2025, each municipality will receive a payment that is equal to the amount of the payment received by the municipality in 2024 (sec. 79.05(4), Wis. Stats., from 2023 WI Act 12 – notwithstanding subs. (2) and (3))

Contact Information

If you have questions, contact us at lgs@wisconsin.gov, (608) 266-8618 or (608) 261-5167.



State of Wisconsin • DEPARTMENT OF REVENUE

DIVISION OF STATE AND LOCAL FINANCE • BUREAU OF LOCAL GOVERNMENT SERVICES • 2135 RIMROCK RD MADISON, WI 53713

Mailing Address:
PO Box 8971 #6-97
Madison WI 53708-8971
Fax: (608) 264-6887
lgs@wisconsin.gov

September 13, 2024

JOANN MARCON
CITY OF ONALASKA
415 MAIN ST
ONALASKA WI 54650-2953

Notice of Shared Revenue – 2025 Original Estimate

Notice Information

The Wisconsin Department of Revenue (DOR) is providing the **estimated** shared revenue amounts your local government will receive in 2025 under current state law for county and municipal aid, supplemental county and municipal aid, utility aid and the expenditure restraint incentive program. This does not include adjustments, shown on the July and November payment notices.

District	CITY OF ONALASKA	County	LA CROSSE	Co-muni code	32-265
-----------------	------------------	---------------	-----------	---------------------	--------

Estimate Information

For an explanation of each aid payment listed below, review the additional information in this notice.

2025 Original Estimate	
1. County and municipal aid	\$524,531.67
2. Utility aid	\$88,548.51
3. Supplemental county and municipal aid	\$469,535.50
4. Expenditure restraint incentive program	\$0.00
5. Total Estimated 2025 Payments (sum of Lines 1-4)	\$1,082,615.68

Payment Information

Your local government will receive two distributions in 2025 :

- July 28, 2025: 15% of Line 1, 2, and 3 and 100% of Line 4 (*shown above*)
- November 17, 2025: balance of your 2025 aid payments

County and Municipal Aid

Under state law, the county and municipal aid paid to each county and municipality must be equal to the amount determined in 2012 (sec. 79.036, Wis. Stats.) and adjusted for fallen protective services insurance reimbursement (sec. 79.036(4), Wis. Stats.).

County and Municipal Aid Calculation	
1. Prior year county and municipal aid	\$512,775.73
2. Increase due to sales tax revenue, including adjustments (<i>district changes</i>)	\$11,793.84
3. Fallen protective services insurance adjustment	-\$37.90
4. Fallen protective services insurance reimbursement (<i>reported to DOR</i>)	\$0.00
5. Total County and Municipal Aid (sum of Lines 1-4)	\$524,531.67

Utility Aid

- Under state law, utility aid is distributed to each county and municipality where tax-exempt utility property is located (sec. 79.04, Wis. Stats.)
- Utility companies report utility property information to DOR annually
- DOR uses the provided information to accurately calculate utility aid (*shown below*)

Utility Aid Calculation	
1. Net book value, <i>as of December 31, 2024 (including expected additions/retirements)</i>	\$14,758,085.00
2. Total net book value payment	\$88,548.51
3. Minimum payment	\$0.00
4. Megawatt capacity	0.0
5. Megawatt capacity payment	\$0.00
6. Closed/decommissioned production plant (phased down) payment	\$0.00
7. Subtotal (<i>sum of Lines 2, 3, 5 and 6</i>)	\$88,548.51
8. Population cap	\$8,596,050.00
9. Adjusted subtotal (<i>lesser of Line 7 or Line 8</i>)	\$88,548.51
10. Adjacent site incentive payment	\$0.00
11. Baseload incentive payment	\$0.00
12. Co-generation incentive payment	\$0.00
13. Alternative energy incentive payment	\$0.00
14. Total incentive payments (<i>sum of Lines 10 through 13</i>)	\$0.00
15. Spent nuclear fuel payment	\$0.00
16. Total Utility Aid – this is the utility aid payment listed on the front of the estimate (<i>sum of Lines 9, 14 and 15</i>)	\$88,548.51

Supplemental County and Municipal Aid

- Under state law, supplemental county and municipal aid paid to each county and municipality is determined by 2023 Wisconsin Act 12 (sec. 79.037, Wis. Stats.)
- For detailed information, review [county and municipal aid spreadsheet](#)

Supplemental County and Municipal Aid Calculation	
1. Prior year supplemental county and municipal aid	\$458,978.98
2. Increase due to sales tax revenue including adjustments (<i>district changes</i>)	\$10,556.52
3. Total Supplemental County and Municipal Aid (<i>sum of Lines 1 and 2</i>)	\$469,535.50

Expenditure Restraint Incentive Program

- Only municipalities are eligible to receive Expenditure Restraint Incentive Program (ERIP) payments
- Under state law, in 2025, each municipality will receive a payment that is equal to the amount of the payment received by the municipality in 2024 (sec. 79.05(4), Wis. Stats., from 2023 WI Act 12 – notwithstanding subs. (2) and (3))

Contact Information

If you have questions, contact us at lgs@wisconsin.gov, (608) 266-8618 or (608) 261-5167.



State of Wisconsin • DEPARTMENT OF REVENUE

DIVISION OF STATE AND LOCAL FINANCE • BUREAU OF LOCAL GOVERNMENT SERVICES • 2135 RIMROCK RD MADISON, WI 53713

Mailing Address:
PO Box 8971 #6-97
Madison WI 53708-8971
Fax: (608) 264-6887
lgs@wisconsin.gov

September 13, 2024

GINNY DANKMEYER
COUNTY OF LA CROSSE
212 6TH ST N RM 1500
LA CROSSE WI 54601

Notice of Shared Revenue – 2025 Original Estimate

Notice Information

The Wisconsin Department of Revenue (DOR) is providing the **estimated** shared revenue amounts your local government will receive in 2025 under current state law for county and municipal aid, supplemental county and municipal aid, utility aid and the expenditure restraint incentive program. This does not include adjustments, shown on the July and November payment notices.

District	COUNTY OF LA CROSSE	County	LA CROSSE	Co-muni code	32-999
-----------------	---------------------	---------------	-----------	---------------------	--------

Estimate Information

For an explanation of each aid payment listed below, review the additional information in this notice.

2025 Original Estimate	
1. County and municipal aid	\$3,597,868.54
2. Utility aid	\$726,574.46
3. Supplemental county and municipal aid	\$1,290,797.93
4. Expenditure restraint incentive program	\$0.00
5. Total Estimated 2025 Payments (sum of Lines 1-4)	\$5,615,240.93

Payment Information

Your local government will receive two distributions in 2025 :

- July 28, 2025: 15% of Line 1, 2, and 3 and 100% of Line 4 (*shown above*)
- November 17, 2025: balance of your 2025 aid payments

County and Municipal Aid

Under state law, the county and municipal aid paid to each county and municipality must be equal to the amount determined in 2012 (sec. 79.036, Wis. Stats.) and adjusted for fallen protective services insurance reimbursement (sec. 79.036(4), Wis. Stats.).

County and Municipal Aid Calculation	
1. Prior year county and municipal aid	\$3,517,232.14
2. Increase due to sales tax revenue, including adjustments (<i>district changes</i>)	\$80,896.34
3. Fallen protective services insurance adjustment	-\$259.94
4. Fallen protective services insurance reimbursement (<i>reported to DOR</i>)	\$0.00
5. Total County and Municipal Aid (sum of Lines 1-4)	\$3,597,868.54

Utility Aid

- Under state law, utility aid is distributed to each county and municipality where tax-exempt utility property is located (sec. 79.04, Wis. Stats.)
- Utility companies report utility property information to DOR annually
- DOR uses the provided information to accurately calculate utility aid (*shown below*)

Utility Aid Calculation	
1. Net book value, <i>as of December 31, 2024 (including expected additions/retirements)</i>	\$100,496,304.00
2. Total net book value payment	\$319,241.11
3. Minimum payment	\$0.00
4. Megawatt capacity	188.0
5. Megawatt capacity payment	\$125,333.35
6. Closed/decommissioned production plant (phased down) payment	\$0.00
7. Subtotal (<i>sum of Lines 2, 3, 5 and 6</i>)	\$444,574.46
8. Population cap	\$15,475,625.00
9. Adjusted subtotal (<i>lesser of Line 7 or Line 8</i>)	\$444,574.46
10. Adjacent site incentive payment	\$0.00
11. Baseload incentive payment	\$0.00
12. Co-generation incentive payment	\$0.00
13. Alternative energy incentive payment	\$282,000.00
14. Total incentive payments (<i>sum of Lines 10 through 13</i>)	\$282,000.00
15. Spent nuclear fuel payment	\$0.00
16. Total Utility Aid – this is the utility aid payment listed on the front of the estimate (<i>sum of Lines 9, 14 and 15</i>)	\$726,574.46

Supplemental County and Municipal Aid

- Under state law, supplemental county and municipal aid paid to each county and municipality is determined by 2023 Wisconsin Act 12 (sec. 79.037, Wis. Stats.)
- For detailed information, review [county and municipal aid spreadsheet](#)

Supplemental County and Municipal Aid Calculation	
1. Prior year supplemental county and municipal aid	\$1,261,777.06
2. Increase due to sales tax revenue including adjustments (<i>district changes</i>)	\$29,020.87
3. Total Supplemental County and Municipal Aid (<i>sum of Lines 1 and 2</i>)	\$1,290,797.93

Expenditure Restraint Incentive Program

- Only municipalities are eligible to receive Expenditure Restraint Incentive Program (ERIP) payments
- Under state law, in 2025, each municipality will receive a payment that is equal to the amount of the payment received by the municipality in 2024 (sec. 79.05(4), Wis. Stats., from 2023 WI Act 12 – notwithstanding subs. (2) and (3))

Contact Information

If you have questions, contact us at lgs@wisconsin.gov, (608) 266-8618 or (608) 261-5167.



State of Wisconsin • DEPARTMENT OF REVENUE

DIVISION OF STATE AND LOCAL FINANCE • BUREAU OF LOCAL GOVERNMENT SERVICES • 2135 RIMROCK RD MADISON, WI 53713

Mailing Address:
PO Box 8971 #6-97
Madison WI 53708-8971
Fax: (608) 264-6887
lgs@wisconsin.gov

September 13, 2024

TAMI ISELY
TOWN OF ARGYLE
PO BOX 122
ARGYLE WI 53504

Notice of Shared Revenue – 2025 Original Estimate

Notice Information

The Wisconsin Department of Revenue (DOR) is providing the **estimated** shared revenue amounts your local government will receive in 2025 under current state law for county and municipal aid, supplemental county and municipal aid, utility aid and the expenditure restraint incentive program. This does not include adjustments, shown on the July and November payment notices.

District	TOWN OF ARGYLE	County	LAFAYETTE	Co-muni code	33-002
-----------------	----------------	---------------	-----------	---------------------	--------

Estimate Information

For an explanation of each aid payment listed below, review the additional information in this notice.

2025 Original Estimate	
1. County and municipal aid	\$15,315.70
2. Utility aid	\$0.00
3. Supplemental county and municipal aid	\$38,462.07
4. Expenditure restraint incentive program	\$0.00
5. Total Estimated 2025 Payments (sum of Lines 1-4)	\$53,777.77

Payment Information

Your local government will receive two distributions in 2025 :

- July 28, 2025: 15% of Line 1, 2, and 3 and 100% of Line 4 (*shown above*)
- November 17, 2025: balance of your 2025 aid payments

County and Municipal Aid

Under state law, the county and municipal aid paid to each county and municipality must be equal to the amount determined in 2012 (sec. 79.036, Wis. Stats.) and adjusted for fallen protective services insurance reimbursement (sec. 79.036(4), Wis. Stats.).

County and Municipal Aid Calculation	
1. Prior year county and municipal aid	\$14,972.44
2. Increase due to sales tax revenue, including adjustments (<i>district changes</i>)	\$344.37
3. Fallen protective services insurance adjustment	-\$1.11
4. Fallen protective services insurance reimbursement (<i>reported to DOR</i>)	\$0.00
5. Total County and Municipal Aid (sum of Lines 1-4)	\$15,315.70

Utility Aid

- Under state law, utility aid is distributed to each county and municipality where tax-exempt utility property is located (sec. 79.04, Wis. Stats.)
- Utility companies report utility property information to DOR annually
- DOR uses the provided information to accurately calculate utility aid (*shown below*)

Utility Aid Calculation	
1. Net book value, <i>as of December 31, 2024 (including expected additions/retirements)</i>	\$0.00
2. Total net book value payment	\$0.00
3. Minimum payment	\$0.00
4. Megawatt capacity	0.0
5. Megawatt capacity payment	\$0.00
6. Closed/decommissioned production plant (phased down) payment	\$0.00
7. Subtotal (<i>sum of Lines 2, 3, 5 and 6</i>)	\$0.00
8. Population cap	\$196,775.00
9. Adjusted subtotal (<i>lesser of Line 7 or Line 8</i>)	\$0.00
10. Adjacent site incentive payment	\$0.00
11. Baseload incentive payment	\$0.00
12. Co-generation incentive payment	\$0.00
13. Alternative energy incentive payment	\$0.00
14. Total incentive payments (<i>sum of Lines 10 through 13</i>)	\$0.00
15. Spent nuclear fuel payment	\$0.00
16. Total Utility Aid – this is the utility aid payment listed on the front of the estimate (<i>sum of Lines 9, 14 and 15</i>)	\$0.00

Supplemental County and Municipal Aid

- Under state law, supplemental county and municipal aid paid to each county and municipality is determined by 2023 Wisconsin Act 12 (sec. 79.037, Wis. Stats.)
- For detailed information, review [county and municipal aid spreadsheet](#)

Supplemental County and Municipal Aid Calculation	
1. Prior year supplemental county and municipal aid	\$37,597.33
2. Increase due to sales tax revenue including adjustments (<i>district changes</i>)	\$864.74
3. Total Supplemental County and Municipal Aid (<i>sum of Lines 1 and 2</i>)	\$38,462.07

Expenditure Restraint Incentive Program

- Only municipalities are eligible to receive Expenditure Restraint Incentive Program (ERIP) payments
- Under state law, in 2025, each municipality will receive a payment that is equal to the amount of the payment received by the municipality in 2024 (sec. 79.05(4), Wis. Stats., from 2023 WI Act 12 – notwithstanding subs. (2) and (3))

Contact Information

If you have questions, contact us at lgs@wisconsin.gov, (608) 266-8618 or (608) 261-5167.



State of Wisconsin • DEPARTMENT OF REVENUE

DIVISION OF STATE AND LOCAL FINANCE • BUREAU OF LOCAL GOVERNMENT SERVICES • 2135 RIMROCK RD MADISON, WI 53713

Mailing Address:
PO Box 8971 #6-97
Madison WI 53708-8971
Fax: (608) 264-6887
lgs@wisconsin.gov

September 13, 2024

JULI MCGUIRE
TOWN OF BELMONT
PO BOX 36, 204 WEST COMMERCE
BELMONT WI 53510-0036

Notice of Shared Revenue – 2025 Original Estimate

Notice Information

The Wisconsin Department of Revenue (DOR) is providing the **estimated** shared revenue amounts your local government will receive in 2025 under current state law for county and municipal aid, supplemental county and municipal aid, utility aid and the expenditure restraint incentive program. This does not include adjustments, shown on the July and November payment notices.

District	TOWN OF BELMONT	County	LAFAYETTE	Co-muni code	33-004
-----------------	-----------------	---------------	-----------	---------------------	--------

Estimate Information

For an explanation of each aid payment listed below, review the additional information in this notice.

2025 Original Estimate	
1. County and municipal aid	\$33,920.90
2. Utility aid	\$217.35
3. Supplemental county and municipal aid	\$44,460.05
4. Expenditure restraint incentive program	\$0.00
5. Total Estimated 2025 Payments (sum of Lines 1-4)	\$78,598.30

Payment Information

Your local government will receive two distributions in 2025 :

- July 28, 2025: 15% of Line 1, 2, and 3 and 100% of Line 4 (*shown above*)
- November 17, 2025: balance of your 2025 aid payments

County and Municipal Aid

Under state law, the county and municipal aid paid to each county and municipality must be equal to the amount determined in 2012 (sec. 79.036, Wis. Stats.) and adjusted for fallen protective services insurance reimbursement (sec. 79.036(4), Wis. Stats.).

County and Municipal Aid Calculation	
1. Prior year county and municipal aid	\$33,160.66
2. Increase due to sales tax revenue, including adjustments (<i>district changes</i>)	\$762.69
3. Fallen protective services insurance adjustment	-\$2.45
4. Fallen protective services insurance reimbursement (<i>reported to DOR</i>)	\$0.00
5. Total County and Municipal Aid (sum of Lines 1-4)	\$33,920.90

Utility Aid

- Under state law, utility aid is distributed to each county and municipality where tax-exempt utility property is located (sec. 79.04, Wis. Stats.)
- Utility companies report utility property information to DOR annually
- DOR uses the provided information to accurately calculate utility aid (*shown below*)

Utility Aid Calculation	
1. Net book value, <i>as of December 31, 2024 (including expected additions/retirements)</i>	\$72,449.00
2. Total net book value payment	\$217.35
3. Minimum payment	\$0.00
4. Megawatt capacity	0.0
5. Megawatt capacity payment	\$0.00
6. Closed/decommissioned production plant (phased down) payment	\$0.00
7. Subtotal (<i>sum of Lines 2, 3, 5 and 6</i>)	\$217.35
8. Population cap	\$341,700.00
9. Adjusted subtotal (<i>lesser of Line 7 or Line 8</i>)	\$217.35
10. Adjacent site incentive payment	\$0.00
11. Baseload incentive payment	\$0.00
12. Co-generation incentive payment	\$0.00
13. Alternative energy incentive payment	\$0.00
14. Total incentive payments (<i>sum of Lines 10 through 13</i>)	\$0.00
15. Spent nuclear fuel payment	\$0.00
16. Total Utility Aid – this is the utility aid payment listed on the front of the estimate (<i>sum of Lines 9, 14 and 15</i>)	\$217.35

Supplemental County and Municipal Aid

- Under state law, supplemental county and municipal aid paid to each county and municipality is determined by 2023 Wisconsin Act 12 (sec. 79.037, Wis. Stats.)
- For detailed information, review [county and municipal aid spreadsheet](#)

Supplemental County and Municipal Aid Calculation	
1. Prior year supplemental county and municipal aid	\$43,460.46
2. Increase due to sales tax revenue including adjustments (<i>district changes</i>)	\$999.59
3. Total Supplemental County and Municipal Aid (<i>sum of Lines 1 and 2</i>)	\$44,460.05

Expenditure Restraint Incentive Program

- Only municipalities are eligible to receive Expenditure Restraint Incentive Program (ERIP) payments
- Under state law, in 2025, each municipality will receive a payment that is equal to the amount of the payment received by the municipality in 2024 (sec. 79.05(4), Wis. Stats., from 2023 WI Act 12 – notwithstanding subs. (2) and (3))

Contact Information

If you have questions, contact us at lgs@wisconsin.gov, (608) 266-8618 or (608) 261-5167.



State of Wisconsin • DEPARTMENT OF REVENUE

DIVISION OF STATE AND LOCAL FINANCE • BUREAU OF LOCAL GOVERNMENT SERVICES • 2135 RIMROCK RD MADISON, WI 53713

Mailing Address:
PO Box 8971 #6-97
Madison WI 53708-8971
Fax: (608) 264-6887
lgs@wisconsin.gov

September 13, 2024

GINA XANDER
TOWN OF BENTON
30024 CTH H
CUBA CITY WI 53807

Notice of Shared Revenue – 2025 Original Estimate

Notice Information

The Wisconsin Department of Revenue (DOR) is providing the **estimated** shared revenue amounts your local government will receive in 2025 under current state law for county and municipal aid, supplemental county and municipal aid, utility aid and the expenditure restraint incentive program. This does not include adjustments, shown on the July and November payment notices.

District	TOWN OF BENTON	County	LAFAYETTE	Co-muni code	33-006
-----------------	----------------	---------------	-----------	---------------------	--------

Estimate Information

For an explanation of each aid payment listed below, review the additional information in this notice.

2025 Original Estimate	
1. County and municipal aid	\$20,968.29
2. Utility aid	\$2,411.34
3. Supplemental county and municipal aid	\$38,977.75
4. Expenditure restraint incentive program	\$0.00
5. Total Estimated 2025 Payments (sum of Lines 1-4)	\$62,357.38

Payment Information

Your local government will receive two distributions in 2025 :

- July 28, 2025: 15% of Line 1, 2, and 3 and 100% of Line 4 (*shown above*)
- November 17, 2025: balance of your 2025 aid payments

County and Municipal Aid

Under state law, the county and municipal aid paid to each county and municipality must be equal to the amount determined in 2012 (sec. 79.036, Wis. Stats.) and adjusted for fallen protective services insurance reimbursement (sec. 79.036(4), Wis. Stats.).

County and Municipal Aid Calculation	
1. Prior year county and municipal aid	\$20,498.34
2. Increase due to sales tax revenue, including adjustments (<i>district changes</i>)	\$471.46
3. Fallen protective services insurance adjustment	-\$1.51
4. Fallen protective services insurance reimbursement (<i>reported to DOR</i>)	\$0.00
5. Total County and Municipal Aid (sum of Lines 1-4)	\$20,968.29

Utility Aid

- Under state law, utility aid is distributed to each county and municipality where tax-exempt utility property is located (sec. 79.04, Wis. Stats.)
- Utility companies report utility property information to DOR annually
- DOR uses the provided information to accurately calculate utility aid (*shown below*)

Utility Aid Calculation	
1. Net book value, <i>as of December 31, 2024 (including expected additions/retirements)</i>	\$803,781.00
2. Total net book value payment	\$2,411.34
3. Minimum payment	\$0.00
4. Megawatt capacity	0.0
5. Megawatt capacity payment	\$0.00
6. Closed/decommissioned production plant (phased down) payment	\$0.00
7. Subtotal (<i>sum of Lines 2, 3, 5 and 6</i>)	\$2,411.34
8. Population cap	\$205,700.00
9. Adjusted subtotal (<i>lesser of Line 7 or Line 8</i>)	\$2,411.34
10. Adjacent site incentive payment	\$0.00
11. Baseload incentive payment	\$0.00
12. Co-generation incentive payment	\$0.00
13. Alternative energy incentive payment	\$0.00
14. Total incentive payments (<i>sum of Lines 10 through 13</i>)	\$0.00
15. Spent nuclear fuel payment	\$0.00
16. Total Utility Aid – this is the utility aid payment listed on the front of the estimate (<i>sum of Lines 9, 14 and 15</i>)	\$2,411.34

Supplemental County and Municipal Aid

- Under state law, supplemental county and municipal aid paid to each county and municipality is determined by 2023 Wisconsin Act 12 (sec. 79.037, Wis. Stats.)
- For detailed information, review [county and municipal aid spreadsheet](#)

Supplemental County and Municipal Aid Calculation	
1. Prior year supplemental county and municipal aid	\$38,101.42
2. Increase due to sales tax revenue including adjustments (<i>district changes</i>)	\$876.33
3. Total Supplemental County and Municipal Aid (<i>sum of Lines 1 and 2</i>)	\$38,977.75

Expenditure Restraint Incentive Program

- Only municipalities are eligible to receive Expenditure Restraint Incentive Program (ERIP) payments
- Under state law, in 2025, each municipality will receive a payment that is equal to the amount of the payment received by the municipality in 2024 (sec. 79.05(4), Wis. Stats., from 2023 WI Act 12 – notwithstanding subs. (2) and (3))

Contact Information

If you have questions, contact us at lgs@wisconsin.gov, (608) 266-8618 or (608) 261-5167.



State of Wisconsin • DEPARTMENT OF REVENUE

DIVISION OF STATE AND LOCAL FINANCE • BUREAU OF LOCAL GOVERNMENT SERVICES • 2135 RIMROCK RD MADISON, WI 53713

Mailing Address:
PO Box 8971 #6-97
Madison WI 53708-8971
Fax: (608) 264-6887
lgs@wisconsin.gov

September 13, 2024

LISA SIKORA
TOWN OF BLANCHARD
4210 DEER BROOK LN
BLANCHARDVILLE WI 56516

Notice of Shared Revenue – 2025 Original Estimate

Notice Information

The Wisconsin Department of Revenue (DOR) is providing the **estimated** shared revenue amounts your local government will receive in 2025 under current state law for county and municipal aid, supplemental county and municipal aid, utility aid and the expenditure restraint incentive program. This does not include adjustments, shown on the July and November payment notices.

District	TOWN OF BLANCHARD	County	LAFAYETTE	Co-muni code	33-008
-----------------	-------------------	---------------	-----------	---------------------	--------

Estimate Information

For an explanation of each aid payment listed below, review the additional information in this notice.

2025 Original Estimate	
1. County and municipal aid	\$14,911.22
2. Utility aid	\$137.35
3. Supplemental county and municipal aid	\$35,986.49
4. Expenditure restraint incentive program	\$0.00
5. Total Estimated 2025 Payments (sum of Lines 1-4)	\$51,035.06

Payment Information

Your local government will receive two distributions in 2025 :

- July 28, 2025: 15% of Line 1, 2, and 3 and 100% of Line 4 (*shown above*)
- November 17, 2025: balance of your 2025 aid payments

County and Municipal Aid

Under state law, the county and municipal aid paid to each county and municipality must be equal to the amount determined in 2012 (sec. 79.036, Wis. Stats.) and adjusted for fallen protective services insurance reimbursement (sec. 79.036(4), Wis. Stats.).

County and Municipal Aid Calculation	
1. Prior year county and municipal aid	\$14,577.03
2. Increase due to sales tax revenue, including adjustments (<i>district changes</i>)	\$335.27
3. Fallen protective services insurance adjustment	-\$1.08
4. Fallen protective services insurance reimbursement (<i>reported to DOR</i>)	\$0.00
5. Total County and Municipal Aid (sum of Lines 1-4)	\$14,911.22

Utility Aid

- Under state law, utility aid is distributed to each county and municipality where tax-exempt utility property is located (sec. 79.04, Wis. Stats.)
- Utility companies report utility property information to DOR annually
- DOR uses the provided information to accurately calculate utility aid (*shown below*)

Utility Aid Calculation	
1. Net book value, <i>as of December 31, 2024 (including expected additions/retirements)</i>	\$45,783.00
2. Total net book value payment	\$137.35
3. Minimum payment	\$0.00
4. Megawatt capacity	0.0
5. Megawatt capacity payment	\$0.00
6. Closed/decommissioned production plant (phased down) payment	\$0.00
7. Subtotal (<i>sum of Lines 2, 3, 5 and 6</i>)	\$137.35
8. Population cap	\$135,575.00
9. Adjusted subtotal (<i>lesser of Line 7 or Line 8</i>)	\$137.35
10. Adjacent site incentive payment	\$0.00
11. Baseload incentive payment	\$0.00
12. Co-generation incentive payment	\$0.00
13. Alternative energy incentive payment	\$0.00
14. Total incentive payments (<i>sum of Lines 10 through 13</i>)	\$0.00
15. Spent nuclear fuel payment	\$0.00
16. Total Utility Aid – this is the utility aid payment listed on the front of the estimate (<i>sum of Lines 9, 14 and 15</i>)	\$137.35

Supplemental County and Municipal Aid

- Under state law, supplemental county and municipal aid paid to each county and municipality is determined by 2023 Wisconsin Act 12 (sec. 79.037, Wis. Stats.)
- For detailed information, review [county and municipal aid spreadsheet](#)

Supplemental County and Municipal Aid Calculation	
1. Prior year supplemental county and municipal aid	\$35,177.41
2. Increase due to sales tax revenue including adjustments (<i>district changes</i>)	\$809.08
3. Total Supplemental County and Municipal Aid (<i>sum of Lines 1 and 2</i>)	\$35,986.49

Expenditure Restraint Incentive Program

- Only municipalities are eligible to receive Expenditure Restraint Incentive Program (ERIP) payments
- Under state law, in 2025, each municipality will receive a payment that is equal to the amount of the payment received by the municipality in 2024 (sec. 79.05(4), Wis. Stats., from 2023 WI Act 12 – notwithstanding subs. (2) and (3))

Contact Information

If you have questions, contact us at lgs@wisconsin.gov, (608) 266-8618 or (608) 261-5167.



State of Wisconsin • DEPARTMENT OF REVENUE

DIVISION OF STATE AND LOCAL FINANCE • BUREAU OF LOCAL GOVERNMENT SERVICES • 2135 RIMROCK RD MADISON, WI 53713

Mailing Address:
PO Box 8971 #6-97
Madison WI 53708-8971
Fax: (608) 264-6887
lgs@wisconsin.gov

September 13, 2024

THOMAS JEAN
TOWN OF DARLINGTON
15456 COUNTY SHOP RD
DARLINGTON WI 53530-9760

Notice of Shared Revenue – 2025 Original Estimate

Notice Information

The Wisconsin Department of Revenue (DOR) is providing the **estimated** shared revenue amounts your local government will receive in 2025 under current state law for county and municipal aid, supplemental county and municipal aid, utility aid and the expenditure restraint incentive program. This does not include adjustments, shown on the July and November payment notices.

District	TOWN OF DARLINGTON	County	LAFAYETTE	Co-muni code	33-010
-----------------	--------------------	---------------	-----------	---------------------	--------

Estimate Information

For an explanation of each aid payment listed below, review the additional information in this notice.

2025 Original Estimate	
1. County and municipal aid	\$14,135.41
2. Utility aid	\$33,399.80
3. Supplemental county and municipal aid	\$46,556.16
4. Expenditure restraint incentive program	\$0.00
5. Total Estimated 2025 Payments (sum of Lines 1-4)	\$94,091.37

Payment Information

Your local government will receive two distributions in 2025 :

- July 28, 2025: 15% of Line 1, 2, and 3 and 100% of Line 4 (*shown above*)
- November 17, 2025: balance of your 2025 aid payments

County and Municipal Aid

Under state law, the county and municipal aid paid to each county and municipality must be equal to the amount determined in 2012 (sec. 79.036, Wis. Stats.) and adjusted for fallen protective services insurance reimbursement (sec. 79.036(4), Wis. Stats.).

County and Municipal Aid Calculation	
1. Prior year county and municipal aid	\$13,818.60
2. Increase due to sales tax revenue, including adjustments (<i>district changes</i>)	\$317.83
3. Fallen protective services insurance adjustment	-\$1.02
4. Fallen protective services insurance reimbursement (<i>reported to DOR</i>)	\$0.00
5. Total County and Municipal Aid (sum of Lines 1-4)	\$14,135.41

Utility Aid

- Under state law, utility aid is distributed to each county and municipality where tax-exempt utility property is located (sec. 79.04, Wis. Stats.)
- Utility companies report utility property information to DOR annually
- DOR uses the provided information to accurately calculate utility aid (*shown below*)

Utility Aid Calculation	
1. Net book value, <i>as of December 31, 2024 (including expected additions/retirements)</i>	\$11,133,266.00
2. Total net book value payment	\$33,399.80
3. Minimum payment	\$0.00
4. Megawatt capacity	0.0
5. Megawatt capacity payment	\$0.00
6. Closed/decommissioned production plant (phased down) payment	\$0.00
7. Subtotal (<i>sum of Lines 2, 3, 5 and 6</i>)	\$33,399.80
8. Population cap	\$389,725.00
9. Adjusted subtotal (<i>lesser of Line 7 or Line 8</i>)	\$33,399.80
10. Adjacent site incentive payment	\$0.00
11. Baseload incentive payment	\$0.00
12. Co-generation incentive payment	\$0.00
13. Alternative energy incentive payment	\$0.00
14. Total incentive payments (<i>sum of Lines 10 through 13</i>)	\$0.00
15. Spent nuclear fuel payment	\$0.00
16. Total Utility Aid – this is the utility aid payment listed on the front of the estimate (<i>sum of Lines 9, 14 and 15</i>)	\$33,399.80

Supplemental County and Municipal Aid

- Under state law, supplemental county and municipal aid paid to each county and municipality is determined by 2023 Wisconsin Act 12 (sec. 79.037, Wis. Stats.)
- For detailed information, review [county and municipal aid spreadsheet](#)

Supplemental County and Municipal Aid Calculation	
1. Prior year supplemental county and municipal aid	\$45,509.44
2. Increase due to sales tax revenue including adjustments (<i>district changes</i>)	\$1,046.72
3. Total Supplemental County and Municipal Aid (<i>sum of Lines 1 and 2</i>)	\$46,556.16

Expenditure Restraint Incentive Program

- Only municipalities are eligible to receive Expenditure Restraint Incentive Program (ERIP) payments
- Under state law, in 2025, each municipality will receive a payment that is equal to the amount of the payment received by the municipality in 2024 (sec. 79.05(4), Wis. Stats., from 2023 WI Act 12 – notwithstanding subs. (2) and (3))

Contact Information

If you have questions, contact us at lgs@wisconsin.gov, (608) 266-8618 or (608) 261-5167.



State of Wisconsin • DEPARTMENT OF REVENUE

DIVISION OF STATE AND LOCAL FINANCE • BUREAU OF LOCAL GOVERNMENT SERVICES • 2135 RIMROCK RD MADISON, WI 53713

Mailing Address:
PO Box 8971 #6-97
Madison WI 53708-8971
Fax: (608) 264-6887
lgs@wisconsin.gov

September 13, 2024

JENNIFER JACOBSON
TOWN OF ELK GROVE
27972 RED SCHOOL RD
CUBA CITY WI 53807-9462

Notice of Shared Revenue – 2025 Original Estimate

Notice Information

The Wisconsin Department of Revenue (DOR) is providing the **estimated** shared revenue amounts your local government will receive in 2025 under current state law for county and municipal aid, supplemental county and municipal aid, utility aid and the expenditure restraint incentive program. This does not include adjustments, shown on the July and November payment notices.

District	TOWN OF ELK GROVE	County	LAFAYETTE	Co-muni code	33-012
-----------------	-------------------	---------------	-----------	---------------------	--------

Estimate Information

For an explanation of each aid payment listed below, review the additional information in this notice.

2025 Original Estimate	
1. County and municipal aid	\$18,473.38
2. Utility aid	\$0.00
3. Supplemental county and municipal aid	\$40,438.77
4. Expenditure restraint incentive program	\$0.00
5. Total Estimated 2025 Payments (sum of Lines 1-4)	\$58,912.15

Payment Information

Your local government will receive two distributions in 2025 :

- July 28, 2025: 15% of Line 1, 2, and 3 and 100% of Line 4 (*shown above*)
- November 17, 2025: balance of your 2025 aid payments

County and Municipal Aid

Under state law, the county and municipal aid paid to each county and municipality must be equal to the amount determined in 2012 (sec. 79.036, Wis. Stats.) and adjusted for fallen protective services insurance reimbursement (sec. 79.036(4), Wis. Stats.).

County and Municipal Aid Calculation	
1. Prior year county and municipal aid	\$18,059.35
2. Increase due to sales tax revenue, including adjustments (<i>district changes</i>)	\$415.36
3. Fallen protective services insurance adjustment	-\$1.33
4. Fallen protective services insurance reimbursement (<i>reported to DOR</i>)	\$0.00
5. Total County and Municipal Aid (sum of Lines 1-4)	\$18,473.38

Utility Aid

- Under state law, utility aid is distributed to each county and municipality where tax-exempt utility property is located (sec. 79.04, Wis. Stats.)
- Utility companies report utility property information to DOR annually
- DOR uses the provided information to accurately calculate utility aid (*shown below*)

Utility Aid Calculation	
1. Net book value, <i>as of December 31, 2024 (including expected additions/retirements)</i>	\$0.00
2. Total net book value payment	\$0.00
3. Minimum payment	\$0.00
4. Megawatt capacity	0.0
5. Megawatt capacity payment	\$0.00
6. Closed/decommissioned production plant (phased down) payment	\$0.00
7. Subtotal (<i>sum of Lines 2, 3, 5 and 6</i>)	\$0.00
8. Population cap	\$241,825.00
9. Adjusted subtotal (<i>lesser of Line 7 or Line 8</i>)	\$0.00
10. Adjacent site incentive payment	\$0.00
11. Baseload incentive payment	\$0.00
12. Co-generation incentive payment	\$0.00
13. Alternative energy incentive payment	\$0.00
14. Total incentive payments (<i>sum of Lines 10 through 13</i>)	\$0.00
15. Spent nuclear fuel payment	\$0.00
16. Total Utility Aid – this is the utility aid payment listed on the front of the estimate (<i>sum of Lines 9, 14 and 15</i>)	\$0.00

Supplemental County and Municipal Aid

- Under state law, supplemental county and municipal aid paid to each county and municipality is determined by 2023 Wisconsin Act 12 (sec. 79.037, Wis. Stats.)
- For detailed information, review [county and municipal aid spreadsheet](#)

Supplemental County and Municipal Aid Calculation	
1. Prior year supplemental county and municipal aid	\$39,529.59
2. Increase due to sales tax revenue including adjustments (<i>district changes</i>)	\$909.18
3. Total Supplemental County and Municipal Aid (<i>sum of Lines 1 and 2</i>)	\$40,438.77

Expenditure Restraint Incentive Program

- Only municipalities are eligible to receive Expenditure Restraint Incentive Program (ERIP) payments
- Under state law, in 2025, each municipality will receive a payment that is equal to the amount of the payment received by the municipality in 2024 (sec. 79.05(4), Wis. Stats., from 2023 WI Act 12 – notwithstanding subs. (2) and (3))

Contact Information

If you have questions, contact us at lgs@wisconsin.gov, (608) 266-8618 or (608) 261-5167.



State of Wisconsin • DEPARTMENT OF REVENUE

DIVISION OF STATE AND LOCAL FINANCE • BUREAU OF LOCAL GOVERNMENT SERVICES • 2135 RIMROCK RD MADISON, WI 53713

Mailing Address:
PO Box 8971 #6-97
Madison WI 53708-8971
Fax: (608) 264-6887
lgs@wisconsin.gov

September 13, 2024

STUART SOPER
TOWN OF FAYETTE
17476 HIRSBRUNNER RD
DARLINGTON WI 53530

Notice of Shared Revenue – 2025 Original Estimate

Notice Information

The Wisconsin Department of Revenue (DOR) is providing the **estimated** shared revenue amounts your local government will receive in 2025 under current state law for county and municipal aid, supplemental county and municipal aid, utility aid and the expenditure restraint incentive program. This does not include adjustments, shown on the July and November payment notices.

District	TOWN OF FAYETTE	County	LAFAYETTE	Co-muni code	33-014
-----------------	-----------------	---------------	-----------	---------------------	--------

Estimate Information

For an explanation of each aid payment listed below, review the additional information in this notice.

2025 Original Estimate	
1. County and municipal aid	\$21,723.24
2. Utility aid	\$0.00
3. Supplemental county and municipal aid	\$37,327.48
4. Expenditure restraint incentive program	\$0.00
5. Total Estimated 2025 Payments (sum of Lines 1-4)	\$59,050.72

Payment Information

Your local government will receive two distributions in 2025 :

- July 28, 2025: 15% of Line 1, 2, and 3 and 100% of Line 4 (*shown above*)
- November 17, 2025: balance of your 2025 aid payments

County and Municipal Aid

Under state law, the county and municipal aid paid to each county and municipality must be equal to the amount determined in 2012 (sec. 79.036, Wis. Stats.) and adjusted for fallen protective services insurance reimbursement (sec. 79.036(4), Wis. Stats.).

County and Municipal Aid Calculation	
1. Prior year county and municipal aid	\$21,236.37
2. Increase due to sales tax revenue, including adjustments (<i>district changes</i>)	\$488.44
3. Fallen protective services insurance adjustment	-\$1.57
4. Fallen protective services insurance reimbursement (<i>reported to DOR</i>)	\$0.00
5. Total County and Municipal Aid (sum of Lines 1-4)	\$21,723.24

Utility Aid

- Under state law, utility aid is distributed to each county and municipality where tax-exempt utility property is located (sec. 79.04, Wis. Stats.)
- Utility companies report utility property information to DOR annually
- DOR uses the provided information to accurately calculate utility aid (*shown below*)

Utility Aid Calculation	
1. Net book value, <i>as of December 31, 2024 (including expected additions/retirements)</i>	\$0.00
2. Total net book value payment	\$0.00
3. Minimum payment	\$0.00
4. Megawatt capacity	0.0
5. Megawatt capacity payment	\$0.00
6. Closed/decommissioned production plant (phased down) payment	\$0.00
7. Subtotal (<i>sum of Lines 2, 3, 5 and 6</i>)	\$0.00
8. Population cap	\$162,775.00
9. Adjusted subtotal (<i>lesser of Line 7 or Line 8</i>)	\$0.00
10. Adjacent site incentive payment	\$0.00
11. Baseload incentive payment	\$0.00
12. Co-generation incentive payment	\$0.00
13. Alternative energy incentive payment	\$0.00
14. Total incentive payments (<i>sum of Lines 10 through 13</i>)	\$0.00
15. Spent nuclear fuel payment	\$0.00
16. Total Utility Aid – this is the utility aid payment listed on the front of the estimate (<i>sum of Lines 9, 14 and 15</i>)	\$0.00

Supplemental County and Municipal Aid

- Under state law, supplemental county and municipal aid paid to each county and municipality is determined by 2023 Wisconsin Act 12 (sec. 79.037, Wis. Stats.)
- For detailed information, review [county and municipal aid spreadsheet](#)

Supplemental County and Municipal Aid Calculation	
1. Prior year supplemental county and municipal aid	\$36,488.25
2. Increase due to sales tax revenue including adjustments (<i>district changes</i>)	\$839.23
3. Total Supplemental County and Municipal Aid (<i>sum of Lines 1 and 2</i>)	\$37,327.48

Expenditure Restraint Incentive Program

- Only municipalities are eligible to receive Expenditure Restraint Incentive Program (ERIP) payments
- Under state law, in 2025, each municipality will receive a payment that is equal to the amount of the payment received by the municipality in 2024 (sec. 79.05(4), Wis. Stats., from 2023 WI Act 12 – notwithstanding subs. (2) and (3))

Contact Information

If you have questions, contact us at lgs@wisconsin.gov, (608) 266-8618 or (608) 261-5167.



State of Wisconsin • DEPARTMENT OF REVENUE

DIVISION OF STATE AND LOCAL FINANCE • BUREAU OF LOCAL GOVERNMENT SERVICES • 2135 RIMROCK RD MADISON, WI 53713

Mailing Address:
PO Box 8971 #6-97
Madison WI 53708-8971
Fax: (608) 264-6887
lgs@wisconsin.gov

September 13, 2024

PHILLIP CARROLL
TOWN OF GRATIOT
5885 STATE RD 78
GRATIOT WI 53541-9793

Notice of Shared Revenue – 2025 Original Estimate

Notice Information

The Wisconsin Department of Revenue (DOR) is providing the **estimated** shared revenue amounts your local government will receive in 2025 under current state law for county and municipal aid, supplemental county and municipal aid, utility aid and the expenditure restraint incentive program. This does not include adjustments, shown on the July and November payment notices.

District	TOWN OF GRATIOT	County	LAFAYETTE	Co-muni code	33-016
-----------------	-----------------	---------------	-----------	---------------------	--------

Estimate Information

For an explanation of each aid payment listed below, review the additional information in this notice.

2025 Original Estimate	
1. County and municipal aid	\$22,068.95
2. Utility aid	\$489.47
3. Supplemental county and municipal aid	\$40,576.27
4. Expenditure restraint incentive program	\$0.00
5. Total Estimated 2025 Payments (sum of Lines 1-4)	\$63,134.69

Payment Information

Your local government will receive two distributions in 2025 :

- July 28, 2025: 15% of Line 1, 2, and 3 and 100% of Line 4 (*shown above*)
- November 17, 2025: balance of your 2025 aid payments

County and Municipal Aid

Under state law, the county and municipal aid paid to each county and municipality must be equal to the amount determined in 2012 (sec. 79.036, Wis. Stats.) and adjusted for fallen protective services insurance reimbursement (sec. 79.036(4), Wis. Stats.).

County and Municipal Aid Calculation	
1. Prior year county and municipal aid	\$21,574.33
2. Increase due to sales tax revenue, including adjustments (<i>district changes</i>)	\$496.21
3. Fallen protective services insurance adjustment	-\$1.59
4. Fallen protective services insurance reimbursement (<i>reported to DOR</i>)	\$0.00
5. Total County and Municipal Aid (sum of Lines 1-4)	\$22,068.95

Utility Aid

- Under state law, utility aid is distributed to each county and municipality where tax-exempt utility property is located (sec. 79.04, Wis. Stats.)
- Utility companies report utility property information to DOR annually
- DOR uses the provided information to accurately calculate utility aid (*shown below*)

Utility Aid Calculation	
1. Net book value, <i>as of December 31, 2024 (including expected additions/retirements)</i>	\$163,155.00
2. Total net book value payment	\$489.47
3. Minimum payment	\$0.00
4. Megawatt capacity	0.0
5. Megawatt capacity payment	\$0.00
6. Closed/decommissioned production plant (phased down) payment	\$0.00
7. Subtotal (<i>sum of Lines 2, 3, 5 and 6</i>)	\$489.47
8. Population cap	\$239,275.00
9. Adjusted subtotal (<i>lesser of Line 7 or Line 8</i>)	\$489.47
10. Adjacent site incentive payment	\$0.00
11. Baseload incentive payment	\$0.00
12. Co-generation incentive payment	\$0.00
13. Alternative energy incentive payment	\$0.00
14. Total incentive payments (<i>sum of Lines 10 through 13</i>)	\$0.00
15. Spent nuclear fuel payment	\$0.00
16. Total Utility Aid – this is the utility aid payment listed on the front of the estimate (<i>sum of Lines 9, 14 and 15</i>)	\$489.47

Supplemental County and Municipal Aid

- Under state law, supplemental county and municipal aid paid to each county and municipality is determined by 2023 Wisconsin Act 12 (sec. 79.037, Wis. Stats.)
- For detailed information, review [county and municipal aid spreadsheet](#)

Supplemental County and Municipal Aid Calculation	
1. Prior year supplemental county and municipal aid	\$39,664.00
2. Increase due to sales tax revenue including adjustments (<i>district changes</i>)	\$912.27
3. Total Supplemental County and Municipal Aid (<i>sum of Lines 1 and 2</i>)	\$40,576.27

Expenditure Restraint Incentive Program

- Only municipalities are eligible to receive Expenditure Restraint Incentive Program (ERIP) payments
- Under state law, in 2025, each municipality will receive a payment that is equal to the amount of the payment received by the municipality in 2024 (sec. 79.05(4), Wis. Stats., from 2023 WI Act 12 – notwithstanding subs. (2) and (3))

Contact Information

If you have questions, contact us at lgs@wisconsin.gov, (608) 266-8618 or (608) 261-5167.



State of Wisconsin • DEPARTMENT OF REVENUE

DIVISION OF STATE AND LOCAL FINANCE • BUREAU OF LOCAL GOVERNMENT SERVICES • 2135 RIMROCK RD MADISON, WI 53713

Mailing Address:
PO Box 8971 #6-97
Madison WI 53708-8971
Fax: (608) 264-6887
lgs@wisconsin.gov

September 13, 2024

LISA CAYA
TOWN OF KENDALL
15548 CTH O
DARLINGTON WI 53530

Notice of Shared Revenue – 2025 Original Estimate

Notice Information

The Wisconsin Department of Revenue (DOR) is providing the **estimated** shared revenue amounts your local government will receive in 2025 under current state law for county and municipal aid, supplemental county and municipal aid, utility aid and the expenditure restraint incentive program. This does not include adjustments, shown on the July and November payment notices.

District	TOWN OF KENDALL	County	LAFAYETTE	Co-muni code	33-018
-----------------	-----------------	---------------	-----------	---------------------	--------

Estimate Information

For an explanation of each aid payment listed below, review the additional information in this notice.

2025 Original Estimate	
1. County and municipal aid	\$15,853.81
2. Utility aid	\$0.00
3. Supplemental county and municipal aid	\$37,722.88
4. Expenditure restraint incentive program	\$0.00
5. Total Estimated 2025 Payments (sum of Lines 1-4)	\$53,576.69

Payment Information

Your local government will receive two distributions in 2025 :

- July 28, 2025: 15% of Line 1, 2, and 3 and 100% of Line 4 (*shown above*)
- November 17, 2025: balance of your 2025 aid payments

County and Municipal Aid

Under state law, the county and municipal aid paid to each county and municipality must be equal to the amount determined in 2012 (sec. 79.036, Wis. Stats.) and adjusted for fallen protective services insurance reimbursement (sec. 79.036(4), Wis. Stats.).

County and Municipal Aid Calculation	
1. Prior year county and municipal aid	\$15,498.50
2. Increase due to sales tax revenue, including adjustments (<i>district changes</i>)	\$356.46
3. Fallen protective services insurance adjustment	-\$1.15
4. Fallen protective services insurance reimbursement (<i>reported to DOR</i>)	\$0.00
5. Total County and Municipal Aid (sum of Lines 1-4)	\$15,853.81

Utility Aid

- Under state law, utility aid is distributed to each county and municipality where tax-exempt utility property is located (sec. 79.04, Wis. Stats.)
- Utility companies report utility property information to DOR annually
- DOR uses the provided information to accurately calculate utility aid (*shown below*)

Utility Aid Calculation	
1. Net book value, <i>as of December 31, 2024 (including expected additions/retirements)</i>	\$0.00
2. Total net book value payment	\$0.00
3. Minimum payment	\$0.00
4. Megawatt capacity	0.0
5. Megawatt capacity payment	\$0.00
6. Closed/decommissioned production plant (phased down) payment	\$0.00
7. Subtotal (<i>sum of Lines 2, 3, 5 and 6</i>)	\$0.00
8. Population cap	\$181,050.00
9. Adjusted subtotal (<i>lesser of Line 7 or Line 8</i>)	\$0.00
10. Adjacent site incentive payment	\$0.00
11. Baseload incentive payment	\$0.00
12. Co-generation incentive payment	\$0.00
13. Alternative energy incentive payment	\$0.00
14. Total incentive payments (<i>sum of Lines 10 through 13</i>)	\$0.00
15. Spent nuclear fuel payment	\$0.00
16. Total Utility Aid – this is the utility aid payment listed on the front of the estimate (<i>sum of Lines 9, 14 and 15</i>)	\$0.00

Supplemental County and Municipal Aid

- Under state law, supplemental county and municipal aid paid to each county and municipality is determined by 2023 Wisconsin Act 12 (sec. 79.037, Wis. Stats.)
- For detailed information, review [county and municipal aid spreadsheet](#)

Supplemental County and Municipal Aid Calculation	
1. Prior year supplemental county and municipal aid	\$36,874.76
2. Increase due to sales tax revenue including adjustments (<i>district changes</i>)	\$848.12
3. Total Supplemental County and Municipal Aid (<i>sum of Lines 1 and 2</i>)	\$37,722.88

Expenditure Restraint Incentive Program

- Only municipalities are eligible to receive Expenditure Restraint Incentive Program (ERIP) payments
- Under state law, in 2025, each municipality will receive a payment that is equal to the amount of the payment received by the municipality in 2024 (sec. 79.05(4), Wis. Stats., from 2023 WI Act 12 – notwithstanding subs. (2) and (3))

Contact Information

If you have questions, contact us at lgs@wisconsin.gov, (608) 266-8618 or (608) 261-5167.



State of Wisconsin • DEPARTMENT OF REVENUE

DIVISION OF STATE AND LOCAL FINANCE • BUREAU OF LOCAL GOVERNMENT SERVICES • 2135 RIMROCK RD MADISON, WI 53713

Mailing Address:
PO Box 8971 #6-97
Madison WI 53708-8971
Fax: (608) 264-6887
lgs@wisconsin.gov

September 13, 2024

LORI DOUGLAS
TOWN OF LAMONT
14303 CENTER LAMONT RD
DARLINGTON WI 53530

Notice of Shared Revenue – 2025 Original Estimate

Notice Information

The Wisconsin Department of Revenue (DOR) is providing the **estimated** shared revenue amounts your local government will receive in 2025 under current state law for county and municipal aid, supplemental county and municipal aid, utility aid and the expenditure restraint incentive program. This does not include adjustments, shown on the July and November payment notices.

District	TOWN OF LAMONT	County	LAFAYETTE	Co-muni code	33-020
-----------------	----------------	---------------	-----------	---------------------	--------

Estimate Information

For an explanation of each aid payment listed below, review the additional information in this notice.

2025 Original Estimate	
1. County and municipal aid	\$18,639.46
2. Utility aid	\$294.43
3. Supplemental county and municipal aid	\$36,055.26
4. Expenditure restraint incentive program	\$0.00
5. Total Estimated 2025 Payments (sum of Lines 1-4)	\$54,989.15

Payment Information

Your local government will receive two distributions in 2025 :

- July 28, 2025: 15% of Line 1, 2, and 3 and 100% of Line 4 (*shown above*)
- November 17, 2025: balance of your 2025 aid payments

County and Municipal Aid

Under state law, the county and municipal aid paid to each county and municipality must be equal to the amount determined in 2012 (sec. 79.036, Wis. Stats.) and adjusted for fallen protective services insurance reimbursement (sec. 79.036(4), Wis. Stats.).

County and Municipal Aid Calculation	
1. Prior year county and municipal aid	\$18,221.71
2. Increase due to sales tax revenue, including adjustments (<i>district changes</i>)	\$419.10
3. Fallen protective services insurance adjustment	-\$1.35
4. Fallen protective services insurance reimbursement (<i>reported to DOR</i>)	\$0.00
5. Total County and Municipal Aid (sum of Lines 1-4)	\$18,639.46

Utility Aid

- Under state law, utility aid is distributed to each county and municipality where tax-exempt utility property is located (sec. 79.04, Wis. Stats.)
- Utility companies report utility property information to DOR annually
- DOR uses the provided information to accurately calculate utility aid (*shown below*)

Utility Aid Calculation	
1. Net book value, <i>as of December 31, 2024 (including expected additions/retirements)</i>	\$98,144.00
2. Total net book value payment	\$294.43
3. Minimum payment	\$0.00
4. Megawatt capacity	0.0
5. Megawatt capacity payment	\$0.00
6. Closed/decommissioned production plant (phased down) payment	\$0.00
7. Subtotal (<i>sum of Lines 2, 3, 5 and 6</i>)	\$294.43
8. Population cap	\$134,300.00
9. Adjusted subtotal (<i>lesser of Line 7 or Line 8</i>)	\$294.43
10. Adjacent site incentive payment	\$0.00
11. Baseload incentive payment	\$0.00
12. Co-generation incentive payment	\$0.00
13. Alternative energy incentive payment	\$0.00
14. Total incentive payments (<i>sum of Lines 10 through 13</i>)	\$0.00
15. Spent nuclear fuel payment	\$0.00
16. Total Utility Aid – this is the utility aid payment listed on the front of the estimate (<i>sum of Lines 9, 14 and 15</i>)	\$294.43

Supplemental County and Municipal Aid

- Under state law, supplemental county and municipal aid paid to each county and municipality is determined by 2023 Wisconsin Act 12 (sec. 79.037, Wis. Stats.)
- For detailed information, review [county and municipal aid spreadsheet](#)

Supplemental County and Municipal Aid Calculation	
1. Prior year supplemental county and municipal aid	\$35,244.63
2. Increase due to sales tax revenue including adjustments (<i>district changes</i>)	\$810.63
3. Total Supplemental County and Municipal Aid (<i>sum of Lines 1 and 2</i>)	\$36,055.26

Expenditure Restraint Incentive Program

- Only municipalities are eligible to receive Expenditure Restraint Incentive Program (ERIP) payments
- Under state law, in 2025, each municipality will receive a payment that is equal to the amount of the payment received by the municipality in 2024 (sec. 79.05(4), Wis. Stats., from 2023 WI Act 12 – notwithstanding subs. (2) and (3))

Contact Information

If you have questions, contact us at lgs@wisconsin.gov, (608) 266-8618 or (608) 261-5167.



State of Wisconsin • DEPARTMENT OF REVENUE

DIVISION OF STATE AND LOCAL FINANCE • BUREAU OF LOCAL GOVERNMENT SERVICES • 2135 RIMROCK RD MADISON, WI 53713

Mailing Address:
PO Box 8971 #6-97
Madison WI 53708-8971
Fax: (608) 264-6887
lgs@wisconsin.gov

September 13, 2024

THERESA BURGESS
TOWN OF MONTICELLO
2150 THOMPSON LANE
SHULLSBURG WI 53586

Notice of Shared Revenue – 2025 Original Estimate

Notice Information

The Wisconsin Department of Revenue (DOR) is providing the **estimated** shared revenue amounts your local government will receive in 2025 under current state law for county and municipal aid, supplemental county and municipal aid, utility aid and the expenditure restraint incentive program. This does not include adjustments, shown on the July and November payment notices.

District	TOWN OF MONTICELLO	County	LAFAYETTE	Co-muni code	33-022
-----------------	--------------------	---------------	-----------	---------------------	--------

Estimate Information

For an explanation of each aid payment listed below, review the additional information in this notice.

2025 Original Estimate	
1. County and municipal aid	\$19,049.41
2. Utility aid	\$355.55
3. Supplemental county and municipal aid	\$33,046.15
4. Expenditure restraint incentive program	\$0.00
5. Total Estimated 2025 Payments (sum of Lines 1-4)	\$52,451.11

Payment Information

Your local government will receive two distributions in 2025 :

- July 28, 2025: 15% of Line 1, 2, and 3 and 100% of Line 4 (*shown above*)
- November 17, 2025: balance of your 2025 aid payments

County and Municipal Aid

Under state law, the county and municipal aid paid to each county and municipality must be equal to the amount determined in 2012 (sec. 79.036, Wis. Stats.) and adjusted for fallen protective services insurance reimbursement (sec. 79.036(4), Wis. Stats.).

County and Municipal Aid Calculation	
1. Prior year county and municipal aid	\$18,622.47
2. Increase due to sales tax revenue, including adjustments (<i>district changes</i>)	\$428.32
3. Fallen protective services insurance adjustment	-\$1.38
4. Fallen protective services insurance reimbursement (<i>reported to DOR</i>)	\$0.00
5. Total County and Municipal Aid (sum of Lines 1-4)	\$19,049.41

Utility Aid

- Under state law, utility aid is distributed to each county and municipality where tax-exempt utility property is located (sec. 79.04, Wis. Stats.)
- Utility companies report utility property information to DOR annually
- DOR uses the provided information to accurately calculate utility aid (*shown below*)

Utility Aid Calculation	
1. Net book value, <i>as of December 31, 2024 (including expected additions/retirements)</i>	\$118,517.00
2. Total net book value payment	\$355.55
3. Minimum payment	\$0.00
4. Megawatt capacity	0.0
5. Megawatt capacity payment	\$0.00
6. Closed/decommissioned production plant (phased down) payment	\$0.00
7. Subtotal (<i>sum of Lines 2, 3, 5 and 6</i>)	\$355.55
8. Population cap	\$57,375.00
9. Adjusted subtotal (<i>lesser of Line 7 or Line 8</i>)	\$355.55
10. Adjacent site incentive payment	\$0.00
11. Baseload incentive payment	\$0.00
12. Co-generation incentive payment	\$0.00
13. Alternative energy incentive payment	\$0.00
14. Total incentive payments (<i>sum of Lines 10 through 13</i>)	\$0.00
15. Spent nuclear fuel payment	\$0.00
16. Total Utility Aid – this is the utility aid payment listed on the front of the estimate (<i>sum of Lines 9, 14 and 15</i>)	\$355.55

Supplemental County and Municipal Aid

- Under state law, supplemental county and municipal aid paid to each county and municipality is determined by 2023 Wisconsin Act 12 (sec. 79.037, Wis. Stats.)
- For detailed information, review [county and municipal aid spreadsheet](#)

Supplemental County and Municipal Aid Calculation	
1. Prior year supplemental county and municipal aid	\$32,303.18
2. Increase due to sales tax revenue including adjustments (<i>district changes</i>)	\$742.97
3. Total Supplemental County and Municipal Aid (<i>sum of Lines 1 and 2</i>)	\$33,046.15

Expenditure Restraint Incentive Program

- Only municipalities are eligible to receive Expenditure Restraint Incentive Program (ERIP) payments
- Under state law, in 2025, each municipality will receive a payment that is equal to the amount of the payment received by the municipality in 2024 (sec. 79.05(4), Wis. Stats., from 2023 WI Act 12 – notwithstanding subs. (2) and (3))

Contact Information

If you have questions, contact us at lgs@wisconsin.gov, (608) 266-8618 or (608) 261-5167.



State of Wisconsin • DEPARTMENT OF REVENUE

DIVISION OF STATE AND LOCAL FINANCE • BUREAU OF LOCAL GOVERNMENT SERVICES • 2135 RIMROCK RD MADISON, WI 53713

Mailing Address:
PO Box 8971 #6-97
Madison WI 53708-8971
Fax: (608) 264-6887
lgs@wisconsin.gov

September 13, 2024

RONDA PEDLEY
TOWN OF NEW DIGGINGS
PO BOX 477, 26402 HWY 11
SHULLSBURG WI 53586-0477

Notice of Shared Revenue – 2025 Original Estimate

Notice Information

The Wisconsin Department of Revenue (DOR) is providing the **estimated** shared revenue amounts your local government will receive in 2025 under current state law for county and municipal aid, supplemental county and municipal aid, utility aid and the expenditure restraint incentive program. This does not include adjustments, shown on the July and November payment notices.

District	TOWN OF NEW DIGGINGS	County	LAFAYETTE	Co-muni code	33-024
-----------------	----------------------	---------------	-----------	---------------------	--------

Estimate Information

For an explanation of each aid payment listed below, review the additional information in this notice.

2025 Original Estimate	
1. County and municipal aid	\$41,434.65
2. Utility aid	\$6.03
3. Supplemental county and municipal aid	\$39,046.51
4. Expenditure restraint incentive program	\$0.00
5. Total Estimated 2025 Payments (sum of Lines 1-4)	\$80,487.19

Payment Information

Your local government will receive two distributions in 2025 :

- July 28, 2025: 15% of Line 1, 2, and 3 and 100% of Line 4 (*shown above*)
- November 17, 2025: balance of your 2025 aid payments

County and Municipal Aid

Under state law, the county and municipal aid paid to each county and municipality must be equal to the amount determined in 2012 (sec. 79.036, Wis. Stats.) and adjusted for fallen protective services insurance reimbursement (sec. 79.036(4), Wis. Stats.).

County and Municipal Aid Calculation	
1. Prior year county and municipal aid	\$40,506.00
2. Increase due to sales tax revenue, including adjustments (<i>district changes</i>)	\$931.64
3. Fallen protective services insurance adjustment	-\$2.99
4. Fallen protective services insurance reimbursement (<i>reported to DOR</i>)	\$0.00
5. Total County and Municipal Aid (sum of Lines 1-4)	\$41,434.65

Utility Aid

- Under state law, utility aid is distributed to each county and municipality where tax-exempt utility property is located (sec. 79.04, Wis. Stats.)
- Utility companies report utility property information to DOR annually
- DOR uses the provided information to accurately calculate utility aid (*shown below*)

Utility Aid Calculation	
1. Net book value, <i>as of December 31, 2024 (including expected additions/retirements)</i>	\$2,011.00
2. Total net book value payment	\$6.03
3. Minimum payment	\$0.00
4. Megawatt capacity	0.0
5. Megawatt capacity payment	\$0.00
6. Closed/decommissioned production plant (phased down) payment	\$0.00
7. Subtotal (<i>sum of Lines 2, 3, 5 and 6</i>)	\$6.03
8. Population cap	\$205,700.00
9. Adjusted subtotal (<i>lesser of Line 7 or Line 8</i>)	\$6.03
10. Adjacent site incentive payment	\$0.00
11. Baseload incentive payment	\$0.00
12. Co-generation incentive payment	\$0.00
13. Alternative energy incentive payment	\$0.00
14. Total incentive payments (<i>sum of Lines 10 through 13</i>)	\$0.00
15. Spent nuclear fuel payment	\$0.00
16. Total Utility Aid – this is the utility aid payment listed on the front of the estimate (<i>sum of Lines 9, 14 and 15</i>)	\$6.03

Supplemental County and Municipal Aid

- Under state law, supplemental county and municipal aid paid to each county and municipality is determined by 2023 Wisconsin Act 12 (sec. 79.037, Wis. Stats.)
- For detailed information, review [county and municipal aid spreadsheet](#)

Supplemental County and Municipal Aid Calculation	
1. Prior year supplemental county and municipal aid	\$38,168.63
2. Increase due to sales tax revenue including adjustments (<i>district changes</i>)	\$877.88
3. Total Supplemental County and Municipal Aid (<i>sum of Lines 1 and 2</i>)	\$39,046.51

Expenditure Restraint Incentive Program

- Only municipalities are eligible to receive Expenditure Restraint Incentive Program (ERIP) payments
- Under state law, in 2025, each municipality will receive a payment that is equal to the amount of the payment received by the municipality in 2024 (sec. 79.05(4), Wis. Stats., from 2023 WI Act 12 – notwithstanding subs. (2) and (3))

Contact Information

If you have questions, contact us at lgs@wisconsin.gov, (608) 266-8618 or (608) 261-5167.



State of Wisconsin • DEPARTMENT OF REVENUE

DIVISION OF STATE AND LOCAL FINANCE • BUREAU OF LOCAL GOVERNMENT SERVICES • 2135 RIMROCK RD MADISON, WI 53713

Mailing Address:
PO Box 8971 #6-97
Madison WI 53708-8971
Fax: (608) 264-6887
lgs@wisconsin.gov

September 13, 2024

BILL EATON
TOWN OF SEYMOUR
10582 COUNTY RD U
SHULLSBURG WI 53586

Notice of Shared Revenue – 2025 Original Estimate

Notice Information

The Wisconsin Department of Revenue (DOR) is providing the **estimated** shared revenue amounts your local government will receive in 2025 under current state law for county and municipal aid, supplemental county and municipal aid, utility aid and the expenditure restraint incentive program. This does not include adjustments, shown on the July and November payment notices.

District	TOWN OF SEYMOUR	County	LAFAYETTE	Co-muni code	33-026
-----------------	-----------------	---------------	-----------	---------------------	--------

Estimate Information

For an explanation of each aid payment listed below, review the additional information in this notice.

2025 Original Estimate	
1. County and municipal aid	\$16,769.01
2. Utility aid	\$212,333.34
3. Supplemental county and municipal aid	\$37,482.20
4. Expenditure restraint incentive program	\$0.00
5. Total Estimated 2025 Payments (sum of Lines 1-4)	\$266,584.55

Payment Information

Your local government will receive two distributions in 2025 :

- July 28, 2025: 15% of Line 1, 2, and 3 and 100% of Line 4 (*shown above*)
- November 17, 2025: balance of your 2025 aid payments

County and Municipal Aid

Under state law, the county and municipal aid paid to each county and municipality must be equal to the amount determined in 2012 (sec. 79.036, Wis. Stats.) and adjusted for fallen protective services insurance reimbursement (sec. 79.036(4), Wis. Stats.).

County and Municipal Aid Calculation	
1. Prior year county and municipal aid	\$16,393.18
2. Increase due to sales tax revenue, including adjustments (<i>district changes</i>)	\$377.04
3. Fallen protective services insurance adjustment	-\$1.21
4. Fallen protective services insurance reimbursement (<i>reported to DOR</i>)	\$0.00
5. Total County and Municipal Aid (sum of Lines 1-4)	\$16,769.01

Utility Aid

- Under state law, utility aid is distributed to each county and municipality where tax-exempt utility property is located (sec. 79.04, Wis. Stats.)
- Utility companies report utility property information to DOR annually
- DOR uses the provided information to accurately calculate utility aid (*shown below*)

Utility Aid Calculation	
1. Net book value, <i>as of December 31, 2024 (including expected additions/retirements)</i>	\$0.00
2. Total net book value payment	\$0.00
3. Minimum payment	\$0.00
4. Megawatt capacity	98.0
5. Megawatt capacity payment	\$65,333.34
6. Closed/decommissioned production plant (phased down) payment	\$0.00
7. Subtotal (<i>sum of Lines 2, 3, 5 and 6</i>)	\$65,333.34
8. Population cap	\$169,575.00
9. Adjusted subtotal (<i>lesser of Line 7 or Line 8</i>)	\$65,333.34
10. Adjacent site incentive payment	\$0.00
11. Baseload incentive payment	\$0.00
12. Co-generation incentive payment	\$0.00
13. Alternative energy incentive payment	\$147,000.00
14. Total incentive payments (<i>sum of Lines 10 through 13</i>)	\$147,000.00
15. Spent nuclear fuel payment	\$0.00
16. Total Utility Aid – this is the utility aid payment listed on the front of the estimate <i>(sum of Lines 9, 14 and 15)</i>	\$212,333.34

Supplemental County and Municipal Aid

- Under state law, supplemental county and municipal aid paid to each county and municipality is determined by 2023 Wisconsin Act 12 (sec. 79.037, Wis. Stats.)
- For detailed information, review [county and municipal aid spreadsheet](#)

Supplemental County and Municipal Aid Calculation	
1. Prior year supplemental county and municipal aid	\$36,639.49
2. Increase due to sales tax revenue including adjustments (<i>district changes</i>)	\$842.71
3. Total Supplemental County and Municipal Aid (<i>sum of Lines 1 and 2</i>)	\$37,482.20

Expenditure Restraint Incentive Program

- Only municipalities are eligible to receive Expenditure Restraint Incentive Program (ERIP) payments
- Under state law, in 2025, each municipality will receive a payment that is equal to the amount of the payment received by the municipality in 2024 (sec. 79.05(4), Wis. Stats., from 2023 WI Act 12 – notwithstanding subs. (2) and (3))

Contact Information

If you have questions, contact us at lgs@wisconsin.gov, (608) 266-8618 or (608) 261-5167.



State of Wisconsin • DEPARTMENT OF REVENUE

DIVISION OF STATE AND LOCAL FINANCE • BUREAU OF LOCAL GOVERNMENT SERVICES • 2135 RIMROCK RD MADISON, WI 53713

Mailing Address:
PO Box 8971 #6-97
Madison WI 53708-8971
Fax: (608) 264-6887
lgs@wisconsin.gov

September 13, 2024

ELAINE WIEGEL
TOWN OF SHULLSBURG
6521 JOHNSON RD
SHULLSBURG WI 53586

Notice of Shared Revenue – 2025 Original Estimate

Notice Information

The Wisconsin Department of Revenue (DOR) is providing the **estimated** shared revenue amounts your local government will receive in 2025 under current state law for county and municipal aid, supplemental county and municipal aid, utility aid and the expenditure restraint incentive program. This does not include adjustments, shown on the July and November payment notices.

District	TOWN OF SHULLSBURG	County	LAFAYETTE	Co-muni code	33-028
-----------------	--------------------	---------------	-----------	---------------------	--------

Estimate Information

For an explanation of each aid payment listed below, review the additional information in this notice.

2025 Original Estimate	
1. County and municipal aid	\$15,254.83
2. Utility aid	\$4,601.73
3. Supplemental county and municipal aid	\$36,003.68
4. Expenditure restraint incentive program	\$0.00
5. Total Estimated 2025 Payments (sum of Lines 1-4)	\$55,860.24

Payment Information

Your local government will receive two distributions in 2025 :

- July 28, 2025: 15% of Line 1, 2, and 3 and 100% of Line 4 (*shown above*)
- November 17, 2025: balance of your 2025 aid payments

County and Municipal Aid

Under state law, the county and municipal aid paid to each county and municipality must be equal to the amount determined in 2012 (sec. 79.036, Wis. Stats.) and adjusted for fallen protective services insurance reimbursement (sec. 79.036(4), Wis. Stats.).

County and Municipal Aid Calculation	
1. Prior year county and municipal aid	\$14,912.93
2. Increase due to sales tax revenue, including adjustments (<i>district changes</i>)	\$343.00
3. Fallen protective services insurance adjustment	-\$1.10
4. Fallen protective services insurance reimbursement (<i>reported to DOR</i>)	\$0.00
5. Total County and Municipal Aid (sum of Lines 1-4)	\$15,254.83

Utility Aid

- Under state law, utility aid is distributed to each county and municipality where tax-exempt utility property is located (sec. 79.04, Wis. Stats.)
- Utility companies report utility property information to DOR annually
- DOR uses the provided information to accurately calculate utility aid (*shown below*)

Utility Aid Calculation	
1. Net book value, <i>as of December 31, 2024 (including expected additions/retirements)</i>	\$1,533,911.00
2. Total net book value payment	\$4,601.73
3. Minimum payment	\$0.00
4. Megawatt capacity	0.0
5. Megawatt capacity payment	\$0.00
6. Closed/decommissioned production plant (phased down) payment	\$0.00
7. Subtotal (<i>sum of Lines 2, 3, 5 and 6</i>)	\$4,601.73
8. Population cap	\$131,750.00
9. Adjusted subtotal (<i>lesser of Line 7 or Line 8</i>)	\$4,601.73
10. Adjacent site incentive payment	\$0.00
11. Baseload incentive payment	\$0.00
12. Co-generation incentive payment	\$0.00
13. Alternative energy incentive payment	\$0.00
14. Total incentive payments (<i>sum of Lines 10 through 13</i>)	\$0.00
15. Spent nuclear fuel payment	\$0.00
16. Total Utility Aid – this is the utility aid payment listed on the front of the estimate (<i>sum of Lines 9, 14 and 15</i>)	\$4,601.73

Supplemental County and Municipal Aid

- Under state law, supplemental county and municipal aid paid to each county and municipality is determined by 2023 Wisconsin Act 12 (sec. 79.037, Wis. Stats.)
- For detailed information, review [county and municipal aid spreadsheet](#)

Supplemental County and Municipal Aid Calculation	
1. Prior year supplemental county and municipal aid	\$35,194.21
2. Increase due to sales tax revenue including adjustments (<i>district changes</i>)	\$809.47
3. Total Supplemental County and Municipal Aid (<i>sum of Lines 1 and 2</i>)	\$36,003.68

Expenditure Restraint Incentive Program

- Only municipalities are eligible to receive Expenditure Restraint Incentive Program (ERIP) payments
- Under state law, in 2025, each municipality will receive a payment that is equal to the amount of the payment received by the municipality in 2024 (sec. 79.05(4), Wis. Stats., from 2023 WI Act 12 – notwithstanding subs. (2) and (3))

Contact Information

If you have questions, contact us at lgs@wisconsin.gov, (608) 266-8618 or (608) 261-5167.



State of Wisconsin • DEPARTMENT OF REVENUE

DIVISION OF STATE AND LOCAL FINANCE • BUREAU OF LOCAL GOVERNMENT SERVICES • 2135 RIMROCK RD MADISON, WI 53713

Mailing Address:
PO Box 8971 #6-97
Madison WI 53708-8971
Fax: (608) 264-6887
lgs@wisconsin.gov

September 13, 2024

DIANA KREBS
TOWN OF WAYNE
TOWN OF WAYNE
1311 COUNTY RD B
BROWNTOWN WI 53522

Notice of Shared Revenue – 2025 Original Estimate

Notice Information

The Wisconsin Department of Revenue (DOR) is providing the **estimated** shared revenue amounts your local government will receive in 2025 under current state law for county and municipal aid, supplemental county and municipal aid, utility aid and the expenditure restraint incentive program. This does not include adjustments, shown on the July and November payment notices.

District	TOWN OF WAYNE	County	LAFAYETTE	Co-muni code	33-030
-----------------	---------------	---------------	-----------	---------------------	--------

Estimate Information

For an explanation of each aid payment listed below, review the additional information in this notice.

2025 Original Estimate	
1. County and municipal aid	\$19,256.96
2. Utility aid	\$0.00
3. Supplemental county and municipal aid	\$38,926.18
4. Expenditure restraint incentive program	\$0.00
5. Total Estimated 2025 Payments (sum of Lines 1-4)	\$58,183.14

Payment Information

Your local government will receive two distributions in 2025 :

- July 28, 2025: 15% of Line 1, 2, and 3 and 100% of Line 4 (*shown above*)
- November 17, 2025: balance of your 2025 aid payments

County and Municipal Aid

Under state law, the county and municipal aid paid to each county and municipality must be equal to the amount determined in 2012 (sec. 79.036, Wis. Stats.) and adjusted for fallen protective services insurance reimbursement (sec. 79.036(4), Wis. Stats.).

County and Municipal Aid Calculation	
1. Prior year county and municipal aid	\$18,825.37
2. Increase due to sales tax revenue, including adjustments (<i>district changes</i>)	\$432.98
3. Fallen protective services insurance adjustment	-\$1.39
4. Fallen protective services insurance reimbursement (<i>reported to DOR</i>)	\$0.00
5. Total County and Municipal Aid (sum of Lines 1-4)	\$19,256.96

Utility Aid

- Under state law, utility aid is distributed to each county and municipality where tax-exempt utility property is located (sec. 79.04, Wis. Stats.)
- Utility companies report utility property information to DOR annually
- DOR uses the provided information to accurately calculate utility aid (*shown below*)

Utility Aid Calculation	
1. Net book value, <i>as of December 31, 2024 (including expected additions/retirements)</i>	\$0.00
2. Total net book value payment	\$0.00
3. Minimum payment	\$0.00
4. Megawatt capacity	0.0
5. Megawatt capacity payment	\$0.00
6. Closed/decommissioned production plant (phased down) payment	\$0.00
7. Subtotal (<i>sum of Lines 2, 3, 5 and 6</i>)	\$0.00
8. Population cap	\$204,425.00
9. Adjusted subtotal (<i>lesser of Line 7 or Line 8</i>)	\$0.00
10. Adjacent site incentive payment	\$0.00
11. Baseload incentive payment	\$0.00
12. Co-generation incentive payment	\$0.00
13. Alternative energy incentive payment	\$0.00
14. Total incentive payments (<i>sum of Lines 10 through 13</i>)	\$0.00
15. Spent nuclear fuel payment	\$0.00
16. Total Utility Aid – this is the utility aid payment listed on the front of the estimate (<i>sum of Lines 9, 14 and 15</i>)	\$0.00

Supplemental County and Municipal Aid

- Under state law, supplemental county and municipal aid paid to each county and municipality is determined by 2023 Wisconsin Act 12 (sec. 79.037, Wis. Stats.)
- For detailed information, review [county and municipal aid spreadsheet](#)

Supplemental County and Municipal Aid Calculation	
1. Prior year supplemental county and municipal aid	\$38,051.01
2. Increase due to sales tax revenue including adjustments (<i>district changes</i>)	\$875.17
3. Total Supplemental County and Municipal Aid (<i>sum of Lines 1 and 2</i>)	\$38,926.18

Expenditure Restraint Incentive Program

- Only municipalities are eligible to receive Expenditure Restraint Incentive Program (ERIP) payments
- Under state law, in 2025, each municipality will receive a payment that is equal to the amount of the payment received by the municipality in 2024 (sec. 79.05(4), Wis. Stats., from 2023 WI Act 12 – notwithstanding subs. (2) and (3))

Contact Information

If you have questions, contact us at lgs@wisconsin.gov, (608) 266-8618 or (608) 261-5167.



State of Wisconsin • DEPARTMENT OF REVENUE

DIVISION OF STATE AND LOCAL FINANCE • BUREAU OF LOCAL GOVERNMENT SERVICES • 2135 RIMROCK RD MADISON, WI 53713

Mailing Address:
PO Box 8971 #6-97
Madison WI 53708-8971
Fax: (608) 264-6887
lgs@wisconsin.gov

September 13, 2024

BECKY UPMANN
TOWN OF WHITE OAK SPRINGS
20866 BLACKHAWK ROAD
SHULLSBURG WI 53586

Notice of Shared Revenue – 2025 Original Estimate

Notice Information

The Wisconsin Department of Revenue (DOR) is providing the **estimated** shared revenue amounts your local government will receive in 2025 under current state law for county and municipal aid, supplemental county and municipal aid, utility aid and the expenditure restraint incentive program. This does not include adjustments, shown on the July and November payment notices.

District	TOWN OF WHITE OAK SPRINGS	County	LAFAYETTE	Co-muni code	33-032
-----------------	---------------------------	---------------	-----------	---------------------	--------

Estimate Information

For an explanation of each aid payment listed below, review the additional information in this notice.

2025 Original Estimate	
1. County and municipal aid	\$20,400.63
2. Utility aid	\$149.02
3. Supplemental county and municipal aid	\$32,564.64
4. Expenditure restraint incentive program	\$0.00
5. Total Estimated 2025 Payments (sum of Lines 1-4)	\$53,114.29

Payment Information

Your local government will receive two distributions in 2025 :

- July 28, 2025: 15% of Line 1, 2, and 3 and 100% of Line 4 (*shown above*)
- November 17, 2025: balance of your 2025 aid payments

County and Municipal Aid

Under state law, the county and municipal aid paid to each county and municipality must be equal to the amount determined in 2012 (sec. 79.036, Wis. Stats.) and adjusted for fallen protective services insurance reimbursement (sec. 79.036(4), Wis. Stats.).

County and Municipal Aid Calculation	
1. Prior year county and municipal aid	\$19,943.40
2. Increase due to sales tax revenue, including adjustments (<i>district changes</i>)	\$458.70
3. Fallen protective services insurance adjustment	-\$1.47
4. Fallen protective services insurance reimbursement (<i>reported to DOR</i>)	\$0.00
5. Total County and Municipal Aid (sum of Lines 1-4)	\$20,400.63

Utility Aid

- Under state law, utility aid is distributed to each county and municipality where tax-exempt utility property is located (sec. 79.04, Wis. Stats.)
- Utility companies report utility property information to DOR annually
- DOR uses the provided information to accurately calculate utility aid (*shown below*)

Utility Aid Calculation	
1. Net book value, <i>as of December 31, 2024 (including expected additions/retirements)</i>	\$49,674.00
2. Total net book value payment	\$149.02
3. Minimum payment	\$0.00
4. Megawatt capacity	0.0
5. Megawatt capacity payment	\$0.00
6. Closed/decommissioned production plant (phased down) payment	\$0.00
7. Subtotal (<i>sum of Lines 2, 3, 5 and 6</i>)	\$149.02
8. Population cap	\$45,900.00
9. Adjusted subtotal (<i>lesser of Line 7 or Line 8</i>)	\$149.02
10. Adjacent site incentive payment	\$0.00
11. Baseload incentive payment	\$0.00
12. Co-generation incentive payment	\$0.00
13. Alternative energy incentive payment	\$0.00
14. Total incentive payments (<i>sum of Lines 10 through 13</i>)	\$0.00
15. Spent nuclear fuel payment	\$0.00
16. Total Utility Aid – this is the utility aid payment listed on the front of the estimate (<i>sum of Lines 9, 14 and 15</i>)	\$149.02

Supplemental County and Municipal Aid

- Under state law, supplemental county and municipal aid paid to each county and municipality is determined by 2023 Wisconsin Act 12 (sec. 79.037, Wis. Stats.)
- For detailed information, review [county and municipal aid spreadsheet](#)

Supplemental County and Municipal Aid Calculation	
1. Prior year supplemental county and municipal aid	\$31,832.49
2. Increase due to sales tax revenue including adjustments (<i>district changes</i>)	\$732.15
3. Total Supplemental County and Municipal Aid (<i>sum of Lines 1 and 2</i>)	\$32,564.64

Expenditure Restraint Incentive Program

- Only municipalities are eligible to receive Expenditure Restraint Incentive Program (ERIP) payments
- Under state law, in 2025, each municipality will receive a payment that is equal to the amount of the payment received by the municipality in 2024 (sec. 79.05(4), Wis. Stats., from 2023 WI Act 12 – notwithstanding subs. (2) and (3))

Contact Information

If you have questions, contact us at lgs@wisconsin.gov, (608) 266-8618 or (608) 261-5167.



State of Wisconsin • DEPARTMENT OF REVENUE

DIVISION OF STATE AND LOCAL FINANCE • BUREAU OF LOCAL GOVERNMENT SERVICES • 2135 RIMROCK RD MADISON, WI 53713

Mailing Address:
PO Box 8971 #6-97
Madison WI 53708-8971
Fax: (608) 264-6887
lgs@wisconsin.gov

September 13, 2024

VIRGINIA BURBACH
TOWN OF WILLOW SPRINGS
11879 CENTER HILL RD
DARLINGTON WI 53530

Notice of Shared Revenue – 2025 Original Estimate

Notice Information

The Wisconsin Department of Revenue (DOR) is providing the **estimated** shared revenue amounts your local government will receive in 2025 under current state law for county and municipal aid, supplemental county and municipal aid, utility aid and the expenditure restraint incentive program. This does not include adjustments, shown on the July and November payment notices.

District	TOWN OF WILLOW SPRINGS	County	LAFAYETTE	Co-muni code	33-034
-----------------	------------------------	---------------	-----------	---------------------	--------

Estimate Information

For an explanation of each aid payment listed below, review the additional information in this notice.

2025 Original Estimate	
1. County and municipal aid	\$21,740.46
2. Utility aid	\$0.00
3. Supplemental county and municipal aid	\$44,442.87
4. Expenditure restraint incentive program	\$0.00
5. Total Estimated 2025 Payments (sum of Lines 1-4)	\$66,183.33

Payment Information

Your local government will receive two distributions in 2025 :

- July 28, 2025: 15% of Line 1, 2, and 3 and 100% of Line 4 (*shown above*)
- November 17, 2025: balance of your 2025 aid payments

County and Municipal Aid

Under state law, the county and municipal aid paid to each county and municipality must be equal to the amount determined in 2012 (sec. 79.036, Wis. Stats.) and adjusted for fallen protective services insurance reimbursement (sec. 79.036(4), Wis. Stats.).

County and Municipal Aid Calculation	
1. Prior year county and municipal aid	\$21,253.21
2. Increase due to sales tax revenue, including adjustments (<i>district changes</i>)	\$488.82
3. Fallen protective services insurance adjustment	-\$1.57
4. Fallen protective services insurance reimbursement (<i>reported to DOR</i>)	\$0.00
5. Total County and Municipal Aid (sum of Lines 1-4)	\$21,740.46

Utility Aid

- Under state law, utility aid is distributed to each county and municipality where tax-exempt utility property is located (sec. 79.04, Wis. Stats.)
- Utility companies report utility property information to DOR annually
- DOR uses the provided information to accurately calculate utility aid (*shown below*)

Utility Aid Calculation	
1. Net book value, <i>as of December 31, 2024 (including expected additions/retirements)</i>	\$0.00
2. Total net book value payment	\$0.00
3. Minimum payment	\$0.00
4. Megawatt capacity	0.0
5. Megawatt capacity payment	\$0.00
6. Closed/decommissioned production plant (phased down) payment	\$0.00
7. Subtotal (<i>sum of Lines 2, 3, 5 and 6</i>)	\$0.00
8. Population cap	\$351,050.00
9. Adjusted subtotal (<i>lesser of Line 7 or Line 8</i>)	\$0.00
10. Adjacent site incentive payment	\$0.00
11. Baseload incentive payment	\$0.00
12. Co-generation incentive payment	\$0.00
13. Alternative energy incentive payment	\$0.00
14. Total incentive payments (<i>sum of Lines 10 through 13</i>)	\$0.00
15. Spent nuclear fuel payment	\$0.00
16. Total Utility Aid – this is the utility aid payment listed on the front of the estimate (<i>sum of Lines 9, 14 and 15</i>)	\$0.00

Supplemental County and Municipal Aid

- Under state law, supplemental county and municipal aid paid to each county and municipality is determined by 2023 Wisconsin Act 12 (sec. 79.037, Wis. Stats.)
- For detailed information, review [county and municipal aid spreadsheet](#)

Supplemental County and Municipal Aid Calculation	
1. Prior year supplemental county and municipal aid	\$43,443.67
2. Increase due to sales tax revenue including adjustments (<i>district changes</i>)	\$999.20
3. Total Supplemental County and Municipal Aid (<i>sum of Lines 1 and 2</i>)	\$44,442.87

Expenditure Restraint Incentive Program

- Only municipalities are eligible to receive Expenditure Restraint Incentive Program (ERIP) payments
- Under state law, in 2025, each municipality will receive a payment that is equal to the amount of the payment received by the municipality in 2024 (sec. 79.05(4), Wis. Stats., from 2023 WI Act 12 – notwithstanding subs. (2) and (3))

Contact Information

If you have questions, contact us at lgs@wisconsin.gov, (608) 266-8618 or (608) 261-5167.



State of Wisconsin • DEPARTMENT OF REVENUE

DIVISION OF STATE AND LOCAL FINANCE • BUREAU OF LOCAL GOVERNMENT SERVICES • 2135 RIMROCK RD MADISON, WI 53713

Mailing Address:
PO Box 8971 #6-97
Madison WI 53708-8971
Fax: (608) 264-6887
lgs@wisconsin.gov

September 13, 2024

VICKIE PRATT
TOWN OF WIOTA
10480 RIVERSIDE ROAD
DARLINGTON WI 53530

Notice of Shared Revenue – 2025 Original Estimate

Notice Information

The Wisconsin Department of Revenue (DOR) is providing the **estimated** shared revenue amounts your local government will receive in 2025 under current state law for county and municipal aid, supplemental county and municipal aid, utility aid and the expenditure restraint incentive program. This does not include adjustments, shown on the July and November payment notices.

District	TOWN OF WIOTA	County	LAFAYETTE	Co-muni code	33-036
-----------------	---------------	---------------	-----------	---------------------	--------

Estimate Information

For an explanation of each aid payment listed below, review the additional information in this notice.

2025 Original Estimate	
1. County and municipal aid	\$24,671.93
2. Utility aid	\$2,019.72
3. Supplemental county and municipal aid	\$45,112.97
4. Expenditure restraint incentive program	\$0.00
5. Total Estimated 2025 Payments (sum of Lines 1-4)	\$71,804.62

Payment Information

Your local government will receive two distributions in 2025 :

- July 28, 2025: 15% of Line 1, 2, and 3 and 100% of Line 4 (*shown above*)
- November 17, 2025: balance of your 2025 aid payments

County and Municipal Aid

Under state law, the county and municipal aid paid to each county and municipality must be equal to the amount determined in 2012 (sec. 79.036, Wis. Stats.) and adjusted for fallen protective services insurance reimbursement (sec. 79.036(4), Wis. Stats.).

County and Municipal Aid Calculation	
1. Prior year county and municipal aid	\$24,118.97
2. Increase due to sales tax revenue, including adjustments (<i>district changes</i>)	\$554.74
3. Fallen protective services insurance adjustment	-\$1.78
4. Fallen protective services insurance reimbursement (<i>reported to DOR</i>)	\$0.00
5. Total County and Municipal Aid (sum of Lines 1-4)	\$24,671.93

Utility Aid

- Under state law, utility aid is distributed to each county and municipality where tax-exempt utility property is located (sec. 79.04, Wis. Stats.)
- Utility companies report utility property information to DOR annually
- DOR uses the provided information to accurately calculate utility aid (*shown below*)

Utility Aid Calculation	
1. Net book value, as of December 31, 2024 (including expected additions/retirements)	\$673,239.00
2. Total net book value payment	\$2,019.72
3. Minimum payment	\$0.00
4. Megawatt capacity	0.0
5. Megawatt capacity payment	\$0.00
6. Closed/decommissioned production plant (phased down) payment	\$0.00
7. Subtotal (sum of Lines 2, 3, 5 and 6)	\$2,019.72
8. Population cap	\$355,725.00
9. Adjusted subtotal (lesser of Line 7 or Line 8)	\$2,019.72
10. Adjacent site incentive payment	\$0.00
11. Baseload incentive payment	\$0.00
12. Co-generation incentive payment	\$0.00
13. Alternative energy incentive payment	\$0.00
14. Total incentive payments (sum of Lines 10 through 13)	\$0.00
15. Spent nuclear fuel payment	\$0.00
16. Total Utility Aid – this is the utility aid payment listed on the front of the estimate (sum of Lines 9, 14 and 15)	\$2,019.72

Supplemental County and Municipal Aid

- Under state law, supplemental county and municipal aid paid to each county and municipality is determined by 2023 Wisconsin Act 12 (sec. 79.037, Wis. Stats.)
- For detailed information, review [county and municipal aid spreadsheet](#)

Supplemental County and Municipal Aid Calculation	
1. Prior year supplemental county and municipal aid	\$44,098.70
2. Increase due to sales tax revenue including adjustments (district changes)	\$1,014.27
3. Total Supplemental County and Municipal Aid (sum of Lines 1 and 2)	\$45,112.97

Expenditure Restraint Incentive Program

- Only municipalities are eligible to receive Expenditure Restraint Incentive Program (ERIP) payments
- Under state law, in 2025, each municipality will receive a payment that is equal to the amount of the payment received by the municipality in 2024 (sec. 79.05(4), Wis. Stats., from 2023 WI Act 12 – notwithstanding subs. (2) and (3))

Contact Information

If you have questions, contact us at lgs@wisconsin.gov, (608) 266-8618 or (608) 261-5167.



State of Wisconsin • DEPARTMENT OF REVENUE

DIVISION OF STATE AND LOCAL FINANCE • BUREAU OF LOCAL GOVERNMENT SERVICES • 2135 RIMROCK RD MADISON, WI 53713

Mailing Address:
PO Box 8971 #6-97
Madison WI 53708-8971
Fax: (608) 264-6887
lgs@wisconsin.gov

September 13, 2024

SANDRA FLANNERY
VILLAGE OF ARGYLE
401 EAST MILWAUKEE ST.
ARGYLE WI 53504

Notice of Shared Revenue – 2025 Original Estimate

Notice Information

The Wisconsin Department of Revenue (DOR) is providing the **estimated** shared revenue amounts your local government will receive in 2025 under current state law for county and municipal aid, supplemental county and municipal aid, utility aid and the expenditure restraint incentive program. This does not include adjustments, shown on the July and November payment notices.

District	VILLAGE OF ARGYLE	County	LAFAYETTE	Co-muni code	33-101
-----------------	-------------------	---------------	-----------	---------------------	--------

Estimate Information

For an explanation of each aid payment listed below, review the additional information in this notice.

2025 Original Estimate	
1. County and municipal aid	\$204,587.89
2. Utility aid	\$743.04
3. Supplemental county and municipal aid	\$44,099.22
4. Expenditure restraint incentive program	\$0.00
5. Total Estimated 2025 Payments (sum of Lines 1-4)	\$249,430.15

Payment Information

Your local government will receive two distributions in 2025 :

- July 28, 2025: 15% of Line 1, 2, and 3 and 100% of Line 4 (*shown above*)
- November 17, 2025: balance of your 2025 aid payments

County and Municipal Aid

Under state law, the county and municipal aid paid to each county and municipality must be equal to the amount determined in 2012 (sec. 79.036, Wis. Stats.) and adjusted for fallen protective services insurance reimbursement (sec. 79.036(4), Wis. Stats.).

County and Municipal Aid Calculation	
1. Prior year county and municipal aid	\$200,002.61
2. Increase due to sales tax revenue, including adjustments (<i>district changes</i>)	\$4,600.06
3. Fallen protective services insurance adjustment	-\$14.78
4. Fallen protective services insurance reimbursement (<i>reported to DOR</i>)	\$0.00
5. Total County and Municipal Aid (sum of Lines 1-4)	\$204,587.89

Utility Aid

- Under state law, utility aid is distributed to each county and municipality where tax-exempt utility property is located (sec. 79.04, Wis. Stats.)
- Utility companies report utility property information to DOR annually
- DOR uses the provided information to accurately calculate utility aid (*shown below*)

Utility Aid Calculation	
1. Net book value, <i>as of December 31, 2024 (including expected additions/retirements)</i>	\$123,840.00
2. Total net book value payment	\$743.04
3. Minimum payment	\$0.00
4. Megawatt capacity	0.0
5. Megawatt capacity payment	\$0.00
6. Closed/decommissioned production plant (phased down) payment	\$0.00
7. Subtotal (<i>sum of Lines 2, 3, 5 and 6</i>)	\$743.04
8. Population cap	\$330,225.00
9. Adjusted subtotal (<i>lesser of Line 7 or Line 8</i>)	\$743.04
10. Adjacent site incentive payment	\$0.00
11. Baseload incentive payment	\$0.00
12. Co-generation incentive payment	\$0.00
13. Alternative energy incentive payment	\$0.00
14. Total incentive payments (<i>sum of Lines 10 through 13</i>)	\$0.00
15. Spent nuclear fuel payment	\$0.00
16. Total Utility Aid – this is the utility aid payment listed on the front of the estimate (<i>sum of Lines 9, 14 and 15</i>)	\$743.04

Supplemental County and Municipal Aid

- Under state law, supplemental county and municipal aid paid to each county and municipality is determined by 2023 Wisconsin Act 12 (sec. 79.037, Wis. Stats.)
- For detailed information, review [county and municipal aid spreadsheet](#)

Supplemental County and Municipal Aid Calculation	
1. Prior year supplemental county and municipal aid	\$43,107.74
2. Increase due to sales tax revenue including adjustments (<i>district changes</i>)	\$991.48
3. Total Supplemental County and Municipal Aid (<i>sum of Lines 1 and 2</i>)	\$44,099.22

Expenditure Restraint Incentive Program

- Only municipalities are eligible to receive Expenditure Restraint Incentive Program (ERIP) payments
- Under state law, in 2025, each municipality will receive a payment that is equal to the amount of the payment received by the municipality in 2024 (sec. 79.05(4), Wis. Stats., from 2023 WI Act 12 – notwithstanding subs. (2) and (3))

Contact Information

If you have questions, contact us at lgs@wisconsin.gov, (608) 266-8618 or (608) 261-5167.



State of Wisconsin • DEPARTMENT OF REVENUE

DIVISION OF STATE AND LOCAL FINANCE • BUREAU OF LOCAL GOVERNMENT SERVICES • 2135 RIMROCK RD MADISON, WI 53713

Mailing Address:
PO Box 8971 #6-97
Madison WI 53708-8971
Fax: (608) 264-6887
lgs@wisconsin.gov

September 13, 2024

JULIE ABING
VILLAGE OF BELMONT
PO BOX 6
BELMONT WI 53510

Notice of Shared Revenue – 2025 Original Estimate

Notice Information

The Wisconsin Department of Revenue (DOR) is providing the **estimated** shared revenue amounts your local government will receive in 2025 under current state law for county and municipal aid, supplemental county and municipal aid, utility aid and the expenditure restraint incentive program. This does not include adjustments, shown on the July and November payment notices.

District	VILLAGE OF BELMONT	County	LAFAYETTE	Co-muni code	33-106
-----------------	--------------------	---------------	-----------	---------------------	--------

Estimate Information

For an explanation of each aid payment listed below, review the additional information in this notice.

2025 Original Estimate	
1. County and municipal aid	\$204,378.40
2. Utility aid	\$9,265.29
3. Supplemental county and municipal aid	\$47,707.15
4. Expenditure restraint incentive program	\$0.00
5. Total Estimated 2025 Payments (sum of Lines 1-4)	\$261,350.84

Payment Information

Your local government will receive two distributions in 2025 :

- July 28, 2025: 15% of Line 1, 2, and 3 and 100% of Line 4 (*shown above*)
- November 17, 2025: balance of your 2025 aid payments

County and Municipal Aid

Under state law, the county and municipal aid paid to each county and municipality must be equal to the amount determined in 2012 (sec. 79.036, Wis. Stats.) and adjusted for fallen protective services insurance reimbursement (sec. 79.036(4), Wis. Stats.).

County and Municipal Aid Calculation	
1. Prior year county and municipal aid	\$199,797.82
2. Increase due to sales tax revenue, including adjustments (<i>district changes</i>)	\$4,595.35
3. Fallen protective services insurance adjustment	-\$14.77
4. Fallen protective services insurance reimbursement (<i>reported to DOR</i>)	\$0.00
5. Total County and Municipal Aid (sum of Lines 1-4)	\$204,378.40

Utility Aid

- Under state law, utility aid is distributed to each county and municipality where tax-exempt utility property is located (sec. 79.04, Wis. Stats.)
- Utility companies report utility property information to DOR annually
- DOR uses the provided information to accurately calculate utility aid (*shown below*)

Utility Aid Calculation	
1. Net book value, <i>as of December 31, 2024 (including expected additions/retirements)</i>	\$1,544,215.00
2. Total net book value payment	\$9,265.29
3. Minimum payment	\$0.00
4. Megawatt capacity	0.0
5. Megawatt capacity payment	\$0.00
6. Closed/decommissioned production plant (phased down) payment	\$0.00
7. Subtotal (<i>sum of Lines 2, 3, 5 and 6</i>)	\$9,265.29
8. Population cap	\$424,150.00
9. Adjusted subtotal (<i>lesser of Line 7 or Line 8</i>)	\$9,265.29
10. Adjacent site incentive payment	\$0.00
11. Baseload incentive payment	\$0.00
12. Co-generation incentive payment	\$0.00
13. Alternative energy incentive payment	\$0.00
14. Total incentive payments (<i>sum of Lines 10 through 13</i>)	\$0.00
15. Spent nuclear fuel payment	\$0.00
16. Total Utility Aid – this is the utility aid payment listed on the front of the estimate (<i>sum of Lines 9, 14 and 15</i>)	\$9,265.29

Supplemental County and Municipal Aid

- Under state law, supplemental county and municipal aid paid to each county and municipality is determined by 2023 Wisconsin Act 12 (sec. 79.037, Wis. Stats.)
- For detailed information, review [county and municipal aid spreadsheet](#)

Supplemental County and Municipal Aid Calculation	
1. Prior year supplemental county and municipal aid	\$46,634.56
2. Increase due to sales tax revenue including adjustments (<i>district changes</i>)	\$1,072.59
3. Total Supplemental County and Municipal Aid (<i>sum of Lines 1 and 2</i>)	\$47,707.15

Expenditure Restraint Incentive Program

- Only municipalities are eligible to receive Expenditure Restraint Incentive Program (ERIP) payments
- Under state law, in 2025, each municipality will receive a payment that is equal to the amount of the payment received by the municipality in 2024 (sec. 79.05(4), Wis. Stats., from 2023 WI Act 12 – notwithstanding subs. (2) and (3))

Contact Information

If you have questions, contact us at lgs@wisconsin.gov, (608) 266-8618 or (608) 261-5167.



State of Wisconsin • DEPARTMENT OF REVENUE

DIVISION OF STATE AND LOCAL FINANCE • BUREAU OF LOCAL GOVERNMENT SERVICES • 2135 RIMROCK RD MADISON, WI 53713

Mailing Address:
PO Box 8971 #6-97
Madison WI 53708-8971
Fax: (608) 264-6887
lgs@wisconsin.gov

September 13, 2024

SONYA SILVERS
VILLAGE OF BENTON
244 RIDGE AVE #101
BENTON WI 53803-8023

Notice of Shared Revenue – 2025 Original Estimate

Notice Information

The Wisconsin Department of Revenue (DOR) is providing the **estimated** shared revenue amounts your local government will receive in 2025 under current state law for county and municipal aid, supplemental county and municipal aid, utility aid and the expenditure restraint incentive program. This does not include adjustments, shown on the July and November payment notices.

District	VILLAGE OF BENTON	County	LAFAYETTE	Co-muni code	33-107
-----------------	-------------------	---------------	-----------	---------------------	--------

Estimate Information

For an explanation of each aid payment listed below, review the additional information in this notice.

2025 Original Estimate	
1. County and municipal aid	\$286,490.77
2. Utility aid	\$46.20
3. Supplemental county and municipal aid	\$57,306.76
4. Expenditure restraint incentive program	\$0.00
5. Total Estimated 2025 Payments (sum of Lines 1-4)	\$343,843.73

Payment Information

Your local government will receive two distributions in 2025 :

- July 28, 2025: 15% of Line 1, 2, and 3 and 100% of Line 4 (*shown above*)
- November 17, 2025: balance of your 2025 aid payments

County and Municipal Aid

Under state law, the county and municipal aid paid to each county and municipality must be equal to the amount determined in 2012 (sec. 79.036, Wis. Stats.) and adjusted for fallen protective services insurance reimbursement (sec. 79.036(4), Wis. Stats.).

County and Municipal Aid Calculation	
1. Prior year county and municipal aid	\$280,069.86
2. Increase due to sales tax revenue, including adjustments (<i>district changes</i>)	\$6,441.61
3. Fallen protective services insurance adjustment	-\$20.70
4. Fallen protective services insurance reimbursement (<i>reported to DOR</i>)	\$0.00
5. Total County and Municipal Aid (sum of Lines 1-4)	\$286,490.77

Utility Aid

- Under state law, utility aid is distributed to each county and municipality where tax-exempt utility property is located (sec. 79.04, Wis. Stats.)
- Utility companies report utility property information to DOR annually
- DOR uses the provided information to accurately calculate utility aid (*shown below*)

Utility Aid Calculation	
1. Net book value, <i>as of December 31, 2024 (including expected additions/retirements)</i>	\$7,700.00
2. Total net book value payment	\$46.20
3. Minimum payment	\$0.00
4. Megawatt capacity	0.0
5. Megawatt capacity payment	\$0.00
6. Closed/decommissioned production plant (phased down) payment	\$0.00
7. Subtotal (<i>sum of Lines 2, 3, 5 and 6</i>)	\$46.20
8. Population cap	\$412,250.00
9. Adjusted subtotal (<i>lesser of Line 7 or Line 8</i>)	\$46.20
10. Adjacent site incentive payment	\$0.00
11. Baseload incentive payment	\$0.00
12. Co-generation incentive payment	\$0.00
13. Alternative energy incentive payment	\$0.00
14. Total incentive payments (<i>sum of Lines 10 through 13</i>)	\$0.00
15. Spent nuclear fuel payment	\$0.00
16. Total Utility Aid – this is the utility aid payment listed on the front of the estimate (<i>sum of Lines 9, 14 and 15</i>)	\$46.20

Supplemental County and Municipal Aid

- Under state law, supplemental county and municipal aid paid to each county and municipality is determined by 2023 Wisconsin Act 12 (sec. 79.037, Wis. Stats.)
- For detailed information, review [county and municipal aid spreadsheet](#)

Supplemental County and Municipal Aid Calculation	
1. Prior year supplemental county and municipal aid	\$56,018.34
2. Increase due to sales tax revenue including adjustments (<i>district changes</i>)	\$1,288.42
3. Total Supplemental County and Municipal Aid (<i>sum of Lines 1 and 2</i>)	\$57,306.76

Expenditure Restraint Incentive Program

- Only municipalities are eligible to receive Expenditure Restraint Incentive Program (ERIP) payments
- Under state law, in 2025, each municipality will receive a payment that is equal to the amount of the payment received by the municipality in 2024 (sec. 79.05(4), Wis. Stats., from 2023 WI Act 12 – notwithstanding subs. (2) and (3))

Contact Information

If you have questions, contact us at lgs@wisconsin.gov, (608) 266-8618 or (608) 261-5167.



State of Wisconsin • DEPARTMENT OF REVENUE

DIVISION OF STATE AND LOCAL FINANCE • BUREAU OF LOCAL GOVERNMENT SERVICES • 2135 RIMROCK RD MADISON, WI 53713

Mailing Address:
PO Box 8971 #6-97
Madison WI 53708-8971
Fax: (608) 264-6887
lgs@wisconsin.gov

September 13, 2024

AMY BARNES
VILLAGE OF BLANCHARDVILLE
PO BOX 9
BLANCHARDVILLE WI 53516-0009

Notice of Shared Revenue – 2025 Original Estimate

Notice Information

The Wisconsin Department of Revenue (DOR) is providing the **estimated** shared revenue amounts your local government will receive in 2025 under current state law for county and municipal aid, supplemental county and municipal aid, utility aid and the expenditure restraint incentive program. This does not include adjustments, shown on the July and November payment notices.

District	VILLAGE OF BLANCHARDVILLE	County	LAFAYETTE	Co-muni code	33-108
-----------------	---------------------------	---------------	-----------	---------------------	--------

Estimate Information

For an explanation of each aid payment listed below, review the additional information in this notice.

2025 Original Estimate	
1. County and municipal aid	\$261,278.90
2. Utility aid	\$0.00
3. Supplemental county and municipal aid	\$52,263.64
4. Expenditure restraint incentive program	\$0.00
5. Total Estimated 2025 Payments (sum of Lines 1-4)	\$313,542.54

Payment Information

Your local government will receive two distributions in 2025 :

- July 28, 2025: 15% of Line 1, 2, and 3 and 100% of Line 4 (*shown above*)
- November 17, 2025: balance of your 2025 aid payments

County and Municipal Aid

Under state law, the county and municipal aid paid to each county and municipality must be equal to the amount determined in 2012 (sec. 79.036, Wis. Stats.) and adjusted for fallen protective services insurance reimbursement (sec. 79.036(4), Wis. Stats.).

County and Municipal Aid Calculation	
1. Prior year county and municipal aid	\$255,423.05
2. Increase due to sales tax revenue, including adjustments (<i>district changes</i>)	\$5,874.73
3. Fallen protective services insurance adjustment	-\$18.88
4. Fallen protective services insurance reimbursement (<i>reported to DOR</i>)	\$0.00
5. Total County and Municipal Aid (sum of Lines 1-4)	\$261,278.90

Utility Aid

- Under state law, utility aid is distributed to each county and municipality where tax-exempt utility property is located (sec. 79.04, Wis. Stats.)
- Utility companies report utility property information to DOR annually
- DOR uses the provided information to accurately calculate utility aid (*shown below*)

Utility Aid Calculation	
1. Net book value, <i>as of December 31, 2024 (including expected additions/retirements)</i>	\$0.00
2. Total net book value payment	\$0.00
3. Minimum payment	\$0.00
4. Megawatt capacity	0.0
5. Megawatt capacity payment	\$0.00
6. Closed/decommissioned production plant (phased down) payment	\$0.00
7. Subtotal (<i>sum of Lines 2, 3, 5 and 6</i>)	\$0.00
8. Population cap	\$341,700.00
9. Adjusted subtotal (<i>lesser of Line 7 or Line 8</i>)	\$0.00
10. Adjacent site incentive payment	\$0.00
11. Baseload incentive payment	\$0.00
12. Co-generation incentive payment	\$0.00
13. Alternative energy incentive payment	\$0.00
14. Total incentive payments (<i>sum of Lines 10 through 13</i>)	\$0.00
15. Spent nuclear fuel payment	\$0.00
16. Total Utility Aid – this is the utility aid payment listed on the front of the estimate (<i>sum of Lines 9, 14 and 15</i>)	\$0.00

Supplemental County and Municipal Aid

- Under state law, supplemental county and municipal aid paid to each county and municipality is determined by 2023 Wisconsin Act 12 (sec. 79.037, Wis. Stats.)
- For detailed information, review [county and municipal aid spreadsheet](#)

Supplemental County and Municipal Aid Calculation	
1. Prior year supplemental county and municipal aid	\$51,088.60
2. Increase due to sales tax revenue including adjustments (<i>district changes</i>)	\$1,175.04
3. Total Supplemental County and Municipal Aid (<i>sum of Lines 1 and 2</i>)	\$52,263.64

Expenditure Restraint Incentive Program

- Only municipalities are eligible to receive Expenditure Restraint Incentive Program (ERIP) payments
- Under state law, in 2025, each municipality will receive a payment that is equal to the amount of the payment received by the municipality in 2024 (sec. 79.05(4), Wis. Stats., from 2023 WI Act 12 – notwithstanding subs. (2) and (3))

Contact Information

If you have questions, contact us at lgs@wisconsin.gov, (608) 266-8618 or (608) 261-5167.



State of Wisconsin • DEPARTMENT OF REVENUE

DIVISION OF STATE AND LOCAL FINANCE • BUREAU OF LOCAL GOVERNMENT SERVICES • 2135 RIMROCK RD MADISON, WI 53713

Mailing Address:
PO Box 8971 #6-97
Madison WI 53708-8971
Fax: (608) 264-6887
lgs@wisconsin.gov

September 13, 2024

CHRISTINA MCGLYNN
VILLAGE OF GRATIOT
PO BOX 189, 5630 MAIN ST
GRATIOT WI 53541

Notice of Shared Revenue – 2025 Original Estimate

Notice Information

The Wisconsin Department of Revenue (DOR) is providing the **estimated** shared revenue amounts your local government will receive in 2025 under current state law for county and municipal aid, supplemental county and municipal aid, utility aid and the expenditure restraint incentive program. This does not include adjustments, shown on the July and November payment notices.

District	VILLAGE OF GRATIOT	County	LAFAYETTE	Co-muni code	33-131
-----------------	--------------------	---------------	-----------	---------------------	--------

Estimate Information

For an explanation of each aid payment listed below, review the additional information in this notice.

2025 Original Estimate	
1. County and municipal aid	\$96,723.04
2. Utility aid	\$0.00
3. Supplemental county and municipal aid	\$34,525.00
4. Expenditure restraint incentive program	\$1,807.78
5. Total Estimated 2025 Payments (sum of Lines 1-4)	\$133,055.82

Payment Information

Your local government will receive two distributions in 2025 :

- July 28, 2025: 15% of Line 1, 2, and 3 and 100% of Line 4 (*shown above*)
- November 17, 2025: balance of your 2025 aid payments

County and Municipal Aid

Under state law, the county and municipal aid paid to each county and municipality must be equal to the amount determined in 2012 (sec. 79.036, Wis. Stats.) and adjusted for fallen protective services insurance reimbursement (sec. 79.036(4), Wis. Stats.).

County and Municipal Aid Calculation	
1. Prior year county and municipal aid	\$94,555.26
2. Increase due to sales tax revenue, including adjustments (<i>district changes</i>)	\$2,174.77
3. Fallen protective services insurance adjustment	-\$6.99
4. Fallen protective services insurance reimbursement (<i>reported to DOR</i>)	\$0.00
5. Total County and Municipal Aid (sum of Lines 1-4)	\$96,723.04

Utility Aid

- Under state law, utility aid is distributed to each county and municipality where tax-exempt utility property is located (sec. 79.04, Wis. Stats.)
- Utility companies report utility property information to DOR annually
- DOR uses the provided information to accurately calculate utility aid (*shown below*)

Utility Aid Calculation	
1. Net book value, <i>as of December 31, 2024 (including expected additions/retirements)</i>	\$0.00
2. Total net book value payment	\$0.00
3. Minimum payment	\$0.00
4. Megawatt capacity	0.0
5. Megawatt capacity payment	\$0.00
6. Closed/decommissioned production plant (phased down) payment	\$0.00
7. Subtotal (<i>sum of Lines 2, 3, 5 and 6</i>)	\$0.00
8. Population cap	\$94,350.00
9. Adjusted subtotal (<i>lesser of Line 7 or Line 8</i>)	\$0.00
10. Adjacent site incentive payment	\$0.00
11. Baseload incentive payment	\$0.00
12. Co-generation incentive payment	\$0.00
13. Alternative energy incentive payment	\$0.00
14. Total incentive payments (<i>sum of Lines 10 through 13</i>)	\$0.00
15. Spent nuclear fuel payment	\$0.00
16. Total Utility Aid – this is the utility aid payment listed on the front of the estimate (<i>sum of Lines 9, 14 and 15</i>)	\$0.00

Supplemental County and Municipal Aid

- Under state law, supplemental county and municipal aid paid to each county and municipality is determined by 2023 Wisconsin Act 12 (sec. 79.037, Wis. Stats.)
- For detailed information, review [county and municipal aid spreadsheet](#)

Supplemental County and Municipal Aid Calculation	
1. Prior year supplemental county and municipal aid	\$33,748.78
2. Increase due to sales tax revenue including adjustments (<i>district changes</i>)	\$776.22
3. Total Supplemental County and Municipal Aid (<i>sum of Lines 1 and 2</i>)	\$34,525.00

Expenditure Restraint Incentive Program

- Only municipalities are eligible to receive Expenditure Restraint Incentive Program (ERIP) payments
- Under state law, in 2025, each municipality will receive a payment that is equal to the amount of the payment received by the municipality in 2024 (sec. 79.05(4), Wis. Stats., from 2023 WI Act 12 – notwithstanding subs. (2) and (3))

Contact Information

If you have questions, contact us at lgs@wisconsin.gov, (608) 266-8618 or (608) 261-5167.



State of Wisconsin • DEPARTMENT OF REVENUE

DIVISION OF STATE AND LOCAL FINANCE • BUREAU OF LOCAL GOVERNMENT SERVICES • 2135 RIMROCK RD MADISON, WI 53713

Mailing Address:
PO Box 8971 #6-97
Madison WI 53708-8971
Fax: (608) 264-6887
lgs@wisconsin.gov

September 13, 2024

PHIL CARROLL
VILLAGE OF SOUTH WAYNE
PO BOX 305
SOUTH WAYNE WI 53587-0305

Notice of Shared Revenue – 2025 Original Estimate

Notice Information

The Wisconsin Department of Revenue (DOR) is providing the **estimated** shared revenue amounts your local government will receive in 2025 under current state law for county and municipal aid, supplemental county and municipal aid, utility aid and the expenditure restraint incentive program. This does not include adjustments, shown on the July and November payment notices.

District	VILLAGE OF SOUTH WAYNE	County	LAFAYETTE	Co-muni code	33-181
-----------------	------------------------	---------------	-----------	---------------------	--------

Estimate Information

For an explanation of each aid payment listed below, review the additional information in this notice.

2025 Original Estimate	
1. County and municipal aid	\$171,468.47
2. Utility aid	\$0.00
3. Supplemental county and municipal aid	\$38,204.21
4. Expenditure restraint incentive program	\$4,351.72
5. Total Estimated 2025 Payments (sum of Lines 1-4)	\$214,024.40

Payment Information

Your local government will receive two distributions in 2025 :

- July 28, 2025: 15% of Line 1, 2, and 3 and 100% of Line 4 (*shown above*)
- November 17, 2025: balance of your 2025 aid payments

County and Municipal Aid

Under state law, the county and municipal aid paid to each county and municipality must be equal to the amount determined in 2012 (sec. 79.036, Wis. Stats.) and adjusted for fallen protective services insurance reimbursement (sec. 79.036(4), Wis. Stats.).

County and Municipal Aid Calculation	
1. Prior year county and municipal aid	\$167,625.47
2. Increase due to sales tax revenue, including adjustments (<i>district changes</i>)	\$3,855.39
3. Fallen protective services insurance adjustment	-\$12.39
4. Fallen protective services insurance reimbursement (<i>reported to DOR</i>)	\$0.00
5. Total County and Municipal Aid (sum of Lines 1-4)	\$171,468.47

Utility Aid

- Under state law, utility aid is distributed to each county and municipality where tax-exempt utility property is located (sec. 79.04, Wis. Stats.)
- Utility companies report utility property information to DOR annually
- DOR uses the provided information to accurately calculate utility aid (*shown below*)

Utility Aid Calculation	
1. Net book value, <i>as of December 31, 2024 (including expected additions/retirements)</i>	\$0.00
2. Total net book value payment	\$0.00
3. Minimum payment	\$0.00
4. Megawatt capacity	0.0
5. Megawatt capacity payment	\$0.00
6. Closed/decommissioned production plant (phased down) payment	\$0.00
7. Subtotal (<i>sum of Lines 2, 3, 5 and 6</i>)	\$0.00
8. Population cap	\$181,050.00
9. Adjusted subtotal (<i>lesser of Line 7 or Line 8</i>)	\$0.00
10. Adjacent site incentive payment	\$0.00
11. Baseload incentive payment	\$0.00
12. Co-generation incentive payment	\$0.00
13. Alternative energy incentive payment	\$0.00
14. Total incentive payments (<i>sum of Lines 10 through 13</i>)	\$0.00
15. Spent nuclear fuel payment	\$0.00
16. Total Utility Aid – this is the utility aid payment listed on the front of the estimate (<i>sum of Lines 9, 14 and 15</i>)	\$0.00

Supplemental County and Municipal Aid

- Under state law, supplemental county and municipal aid paid to each county and municipality is determined by 2023 Wisconsin Act 12 (sec. 79.037, Wis. Stats.)
- For detailed information, review [county and municipal aid spreadsheet](#)

Supplemental County and Municipal Aid Calculation	
1. Prior year supplemental county and municipal aid	\$37,345.27
2. Increase due to sales tax revenue including adjustments (<i>district changes</i>)	\$858.94
3. Total Supplemental County and Municipal Aid (<i>sum of Lines 1 and 2</i>)	\$38,204.21

Expenditure Restraint Incentive Program

- Only municipalities are eligible to receive Expenditure Restraint Incentive Program (ERIP) payments
- Under state law, in 2025, each municipality will receive a payment that is equal to the amount of the payment received by the municipality in 2024 (sec. 79.05(4), Wis. Stats., from 2023 WI Act 12 – notwithstanding subs. (2) and (3))

Contact Information

If you have questions, contact us at lgs@wisconsin.gov, (608) 266-8618 or (608) 261-5167.



State of Wisconsin • DEPARTMENT OF REVENUE

DIVISION OF STATE AND LOCAL FINANCE • BUREAU OF LOCAL GOVERNMENT SERVICES • 2135 RIMROCK RD MADISON, WI 53713

Mailing Address:
PO Box 8971 #6-97
Madison WI 53708-8971
Fax: (608) 264-6887
lgs@wisconsin.gov

September 13, 2024

AMY JOHNSON
CITY OF DARLINGTON
PO BOX 207
DARLINGTON WI 53530-0207

Notice of Shared Revenue – 2025 Original Estimate

Notice Information

The Wisconsin Department of Revenue (DOR) is providing the **estimated** shared revenue amounts your local government will receive in 2025 under current state law for county and municipal aid, supplemental county and municipal aid, utility aid and the expenditure restraint incentive program. This does not include adjustments, shown on the July and November payment notices.

District	CITY OF DARLINGTON	County	LAFAYETTE	Co-muni code	33-216
-----------------	--------------------	---------------	-----------	---------------------	--------

Estimate Information

For an explanation of each aid payment listed below, review the additional information in this notice.

2025 Original Estimate	
1. County and municipal aid	\$648,067.09
2. Utility aid	\$2,839.58
3. Supplemental county and municipal aid	\$129,632.89
4. Expenditure restraint incentive program	\$57,859.35
5. Total Estimated 2025 Payments (sum of Lines 1-4)	\$838,398.91

Payment Information

Your local government will receive two distributions in 2025 :

- July 28, 2025: 15% of Line 1, 2, and 3 and 100% of Line 4 (*shown above*)
- November 17, 2025: balance of your 2025 aid payments

County and Municipal Aid

Under state law, the county and municipal aid paid to each county and municipality must be equal to the amount determined in 2012 (sec. 79.036, Wis. Stats.) and adjusted for fallen protective services insurance reimbursement (sec. 79.036(4), Wis. Stats.).

County and Municipal Aid Calculation	
1. Prior year county and municipal aid	\$633,542.43
2. Increase due to sales tax revenue, including adjustments (<i>district changes</i>)	\$14,571.48
3. Fallen protective services insurance adjustment	-\$46.82
4. Fallen protective services insurance reimbursement (<i>reported to DOR</i>)	\$0.00
5. Total County and Municipal Aid (sum of Lines 1-4)	\$648,067.09

Utility Aid

- Under state law, utility aid is distributed to each county and municipality where tax-exempt utility property is located (sec. 79.04, Wis. Stats.)
- Utility companies report utility property information to DOR annually
- DOR uses the provided information to accurately calculate utility aid (*shown below*)

Utility Aid Calculation	
1. Net book value, <i>as of December 31, 2024 (including expected additions/retirements)</i>	\$473,264.00
2. Total net book value payment	\$2,839.58
3. Minimum payment	\$0.00
4. Megawatt capacity	0.0
5. Megawatt capacity payment	\$0.00
6. Closed/decommissioned production plant (phased down) payment	\$0.00
7. Subtotal (<i>sum of Lines 2, 3, 5 and 6</i>)	\$2,839.58
8. Population cap	\$1,024,250.00
9. Adjusted subtotal (<i>lesser of Line 7 or Line 8</i>)	\$2,839.58
10. Adjacent site incentive payment	\$0.00
11. Baseload incentive payment	\$0.00
12. Co-generation incentive payment	\$0.00
13. Alternative energy incentive payment	\$0.00
14. Total incentive payments (<i>sum of Lines 10 through 13</i>)	\$0.00
15. Spent nuclear fuel payment	\$0.00
16. Total Utility Aid – this is the utility aid payment listed on the front of the estimate <i>(sum of Lines 9, 14 and 15)</i>	\$2,839.58

Supplemental County and Municipal Aid

- Under state law, supplemental county and municipal aid paid to each county and municipality is determined by 2023 Wisconsin Act 12 (sec. 79.037, Wis. Stats.)
- For detailed information, review [county and municipal aid spreadsheet](#)

Supplemental County and Municipal Aid Calculation	
1. Prior year supplemental county and municipal aid	\$126,718.37
2. Increase due to sales tax revenue including adjustments (<i>district changes</i>)	\$2,914.52
3. Total Supplemental County and Municipal Aid (<i>sum of Lines 1 and 2</i>)	\$129,632.89

Expenditure Restraint Incentive Program

- Only municipalities are eligible to receive Expenditure Restraint Incentive Program (ERIP) payments
- Under state law, in 2025, each municipality will receive a payment that is equal to the amount of the payment received by the municipality in 2024 (sec. 79.05(4), Wis. Stats., from 2023 WI Act 12 – notwithstanding subs. (2) and (3))

Contact Information

If you have questions, contact us at lgs@wisconsin.gov, (608) 266-8618 or (608) 261-5167.



State of Wisconsin • DEPARTMENT OF REVENUE

DIVISION OF STATE AND LOCAL FINANCE • BUREAU OF LOCAL GOVERNMENT SERVICES • 2135 RIMROCK RD MADISON, WI 53713

Mailing Address:
PO Box 8971 #6-97
Madison WI 53708-8971
Fax: (608) 264-6887
lgs@wisconsin.gov

September 13, 2024

JANELLE SCHUMACHER
CITY OF SHULLSBURG
PO BOX 580
SHULLSBURG WI 53586-0580

Notice of Shared Revenue – 2025 Original Estimate

Notice Information

The Wisconsin Department of Revenue (DOR) is providing the **estimated** shared revenue amounts your local government will receive in 2025 under current state law for county and municipal aid, supplemental county and municipal aid, utility aid and the expenditure restraint incentive program. This does not include adjustments, shown on the July and November payment notices.

District	CITY OF SHULLSBURG	County	LAFAYETTE	Co-muni code	33-281
-----------------	--------------------	---------------	-----------	---------------------	--------

Estimate Information

For an explanation of each aid payment listed below, review the additional information in this notice.

2025 Original Estimate	
1. County and municipal aid	\$527,143.94
2. Utility aid	\$27.02
3. Supplemental county and municipal aid	\$105,444.63
4. Expenditure restraint incentive program	\$12,074.51
5. Total Estimated 2025 Payments (sum of Lines 1-4)	\$644,690.10

Payment Information

Your local government will receive two distributions in 2025 :

- July 28, 2025: 15% of Line 1, 2, and 3 and 100% of Line 4 (*shown above*)
- November 17, 2025: balance of your 2025 aid payments

County and Municipal Aid

Under state law, the county and municipal aid paid to each county and municipality must be equal to the amount determined in 2012 (sec. 79.036, Wis. Stats.) and adjusted for fallen protective services insurance reimbursement (sec. 79.036(4), Wis. Stats.).

County and Municipal Aid Calculation	
1. Prior year county and municipal aid	\$515,329.45
2. Increase due to sales tax revenue, including adjustments (<i>district changes</i>)	\$11,852.58
3. Fallen protective services insurance adjustment	-\$38.09
4. Fallen protective services insurance reimbursement (<i>reported to DOR</i>)	\$0.00
5. Total County and Municipal Aid (sum of Lines 1-4)	\$527,143.94

Utility Aid

- Under state law, utility aid is distributed to each county and municipality where tax-exempt utility property is located (sec. 79.04, Wis. Stats.)
- Utility companies report utility property information to DOR annually
- DOR uses the provided information to accurately calculate utility aid (*shown below*)

Utility Aid Calculation	
1. Net book value, <i>as of December 31, 2024 (including expected additions/retirements)</i>	\$4,504.00
2. Total net book value payment	\$27.02
3. Minimum payment	\$0.00
4. Megawatt capacity	0.0
5. Megawatt capacity payment	\$0.00
6. Closed/decommissioned production plant (phased down) payment	\$0.00
7. Subtotal (<i>sum of Lines 2, 3, 5 and 6</i>)	\$27.02
8. Population cap	\$501,500.00
9. Adjusted subtotal (<i>lesser of Line 7 or Line 8</i>)	\$27.02
10. Adjacent site incentive payment	\$0.00
11. Baseload incentive payment	\$0.00
12. Co-generation incentive payment	\$0.00
13. Alternative energy incentive payment	\$0.00
14. Total incentive payments (<i>sum of Lines 10 through 13</i>)	\$0.00
15. Spent nuclear fuel payment	\$0.00
16. Total Utility Aid – this is the utility aid payment listed on the front of the estimate (<i>sum of Lines 9, 14 and 15</i>)	\$27.02

Supplemental County and Municipal Aid

- Under state law, supplemental county and municipal aid paid to each county and municipality is determined by 2023 Wisconsin Act 12 (sec. 79.037, Wis. Stats.)
- For detailed information, review [county and municipal aid spreadsheet](#)

Supplemental County and Municipal Aid Calculation	
1. Prior year supplemental county and municipal aid	\$103,073.93
2. Increase due to sales tax revenue including adjustments (<i>district changes</i>)	\$2,370.70
3. Total Supplemental County and Municipal Aid (<i>sum of Lines 1 and 2</i>)	\$105,444.63

Expenditure Restraint Incentive Program

- Only municipalities are eligible to receive Expenditure Restraint Incentive Program (ERIP) payments
- Under state law, in 2025, each municipality will receive a payment that is equal to the amount of the payment received by the municipality in 2024 (sec. 79.05(4), Wis. Stats., from 2023 WI Act 12 – notwithstanding subs. (2) and (3))

Contact Information

If you have questions, contact us at lgs@wisconsin.gov, (608) 266-8618 or (608) 261-5167.



State of Wisconsin • DEPARTMENT OF REVENUE

DIVISION OF STATE AND LOCAL FINANCE • BUREAU OF LOCAL GOVERNMENT SERVICES • 2135 RIMROCK RD MADISON, WI 53713

Mailing Address:
PO Box 8971 #6-97
Madison WI 53708-8971
Fax: (608) 264-6887
lgs@wisconsin.gov

September 13, 2024

CARLA JACOBSON
COUNTY OF LAFAYETTE
626 MAIN ST, RM 204
DARLINGTON WI 53530

Notice of Shared Revenue – 2025 Original Estimate

Notice Information

The Wisconsin Department of Revenue (DOR) is providing the **estimated** shared revenue amounts your local government will receive in 2025 under current state law for county and municipal aid, supplemental county and municipal aid, utility aid and the expenditure restraint incentive program. This does not include adjustments, shown on the July and November payment notices.

District	COUNTY OF LAFAYETTE	County	LAFAYETTE	Co-muni code	33-999
-----------------	---------------------	---------------	-----------	---------------------	--------

Estimate Information

For an explanation of each aid payment listed below, review the additional information in this notice.

2025 Original Estimate	
1. County and municipal aid	\$1,677,743.63
2. Utility aid	\$372,290.81
3. Supplemental county and municipal aid	\$1,220,675.17
4. Expenditure restraint incentive program	\$0.00
5. Total Estimated 2025 Payments (sum of Lines 1-4)	\$3,270,709.61

Payment Information

Your local government will receive two distributions in 2025 :

- July 28, 2025: 15% of Line 1, 2, and 3 and 100% of Line 4 (*shown above*)
- November 17, 2025: balance of your 2025 aid payments

County and Municipal Aid

Under state law, the county and municipal aid paid to each county and municipality must be equal to the amount determined in 2012 (sec. 79.036, Wis. Stats.) and adjusted for fallen protective services insurance reimbursement (sec. 79.036(4), Wis. Stats.).

County and Municipal Aid Calculation	
1. Prior year county and municipal aid	\$1,640,141.58
2. Increase due to sales tax revenue, including adjustments (<i>district changes</i>)	\$37,723.26
3. Fallen protective services insurance adjustment	-\$121.21
4. Fallen protective services insurance reimbursement (<i>reported to DOR</i>)	\$0.00
5. Total County and Municipal Aid (sum of Lines 1-4)	\$1,677,743.63

Utility Aid

- Under state law, utility aid is distributed to each county and municipality where tax-exempt utility property is located (sec. 79.04, Wis. Stats.)
- Utility companies report utility property information to DOR annually
- DOR uses the provided information to accurately calculate utility aid (*shown below*)

Utility Aid Calculation	
1. Net book value, <i>as of December 31, 2024 (including expected additions/retirements)</i>	\$16,847,453.00
2. Total net book value payment	\$94,624.15
3. Minimum payment	\$0.00
4. Megawatt capacity	98.0
5. Megawatt capacity payment	\$130,666.66
6. Closed/decommissioned production plant (phased down) payment	\$0.00
7. Subtotal (<i>sum of Lines 2, 3, 5 and 6</i>)	\$225,290.81
8. Population cap	\$2,084,250.00
9. Adjusted subtotal (<i>lesser of Line 7 or Line 8</i>)	\$225,290.81
10. Adjacent site incentive payment	\$0.00
11. Baseload incentive payment	\$0.00
12. Co-generation incentive payment	\$0.00
13. Alternative energy incentive payment	\$147,000.00
14. Total incentive payments (<i>sum of Lines 10 through 13</i>)	\$147,000.00
15. Spent nuclear fuel payment	\$0.00
16. Total Utility Aid – this is the utility aid payment listed on the front of the estimate <i>(sum of Lines 9, 14 and 15)</i>	\$372,290.81

Supplemental County and Municipal Aid

- Under state law, supplemental county and municipal aid paid to each county and municipality is determined by 2023 Wisconsin Act 12 (sec. 79.037, Wis. Stats.)
- For detailed information, review [county and municipal aid spreadsheet](#)

Supplemental County and Municipal Aid Calculation	
1. Prior year supplemental county and municipal aid	\$1,193,230.86
2. Increase due to sales tax revenue including adjustments (<i>district changes</i>)	\$27,444.31
3. Total Supplemental County and Municipal Aid (<i>sum of Lines 1 and 2</i>)	\$1,220,675.17

Expenditure Restraint Incentive Program

- Only municipalities are eligible to receive Expenditure Restraint Incentive Program (ERIP) payments
- Under state law, in 2025, each municipality will receive a payment that is equal to the amount of the payment received by the municipality in 2024 (sec. 79.05(4), Wis. Stats., from 2023 WI Act 12 – notwithstanding subs. (2) and (3))

Contact Information

If you have questions, contact us at lgs@wisconsin.gov, (608) 266-8618 or (608) 261-5167.



State of Wisconsin • DEPARTMENT OF REVENUE

DIVISION OF STATE AND LOCAL FINANCE • BUREAU OF LOCAL GOVERNMENT SERVICES • 2135 RIMROCK RD MADISON, WI 53713

Mailing Address:
PO Box 8971 #6-97
Madison WI 53708-8971
Fax: (608) 264-6887
lgs@wisconsin.gov

September 13, 2024

TAMMY HITZ
TOWN OF ACKLEY
N4318 RIVER RD
ANTIGO WI 54409

Notice of Shared Revenue – 2025 Original Estimate

Notice Information

The Wisconsin Department of Revenue (DOR) is providing the **estimated** shared revenue amounts your local government will receive in 2025 under current state law for county and municipal aid, supplemental county and municipal aid, utility aid and the expenditure restraint incentive program. This does not include adjustments, shown on the July and November payment notices.

District	TOWN OF ACKLEY	County	LANGLADE	Co-muni code	34-002
-----------------	----------------	---------------	----------	---------------------	--------

Estimate Information

For an explanation of each aid payment listed below, review the additional information in this notice.

2025 Original Estimate	
1. County and municipal aid	\$24,563.75
2. Utility aid	\$873.39
3. Supplemental county and municipal aid	\$38,719.92
4. Expenditure restraint incentive program	\$0.00
5. Total Estimated 2025 Payments (sum of Lines 1-4)	\$64,157.06

Payment Information

Your local government will receive two distributions in 2025 :

- July 28, 2025: 15% of Line 1, 2, and 3 and 100% of Line 4 (*shown above*)
- November 17, 2025: balance of your 2025 aid payments

County and Municipal Aid

Under state law, the county and municipal aid paid to each county and municipality must be equal to the amount determined in 2012 (sec. 79.036, Wis. Stats.) and adjusted for fallen protective services insurance reimbursement (sec. 79.036(4), Wis. Stats.).

County and Municipal Aid Calculation	
1. Prior year county and municipal aid	\$24,013.22
2. Increase due to sales tax revenue, including adjustments (<i>district changes</i>)	\$552.30
3. Fallen protective services insurance adjustment	-\$1.77
4. Fallen protective services insurance reimbursement (<i>reported to DOR</i>)	\$0.00
5. Total County and Municipal Aid (sum of Lines 1-4)	\$24,563.75

Utility Aid

- Under state law, utility aid is distributed to each county and municipality where tax-exempt utility property is located (sec. 79.04, Wis. Stats.)
- Utility companies report utility property information to DOR annually
- DOR uses the provided information to accurately calculate utility aid (*shown below*)

Utility Aid Calculation	
1. Net book value, <i>as of December 31, 2024 (including expected additions/retirements)</i>	\$291,130.00
2. Total net book value payment	\$873.39
3. Minimum payment	\$0.00
4. Megawatt capacity	0.0
5. Megawatt capacity payment	\$0.00
6. Closed/decommissioned production plant (phased down) payment	\$0.00
7. Subtotal (<i>sum of Lines 2, 3, 5 and 6</i>)	\$873.39
8. Population cap	\$196,775.00
9. Adjusted subtotal (<i>lesser of Line 7 or Line 8</i>)	\$873.39
10. Adjacent site incentive payment	\$0.00
11. Baseload incentive payment	\$0.00
12. Co-generation incentive payment	\$0.00
13. Alternative energy incentive payment	\$0.00
14. Total incentive payments (<i>sum of Lines 10 through 13</i>)	\$0.00
15. Spent nuclear fuel payment	\$0.00
16. Total Utility Aid – this is the utility aid payment listed on the front of the estimate (<i>sum of Lines 9, 14 and 15</i>)	\$873.39

Supplemental County and Municipal Aid

- Under state law, supplemental county and municipal aid paid to each county and municipality is determined by 2023 Wisconsin Act 12 (sec. 79.037, Wis. Stats.)
- For detailed information, review [county and municipal aid spreadsheet](#)

Supplemental County and Municipal Aid Calculation	
1. Prior year supplemental county and municipal aid	\$37,849.38
2. Increase due to sales tax revenue including adjustments (<i>district changes</i>)	\$870.54
3. Total Supplemental County and Municipal Aid (<i>sum of Lines 1 and 2</i>)	\$38,719.92

Expenditure Restraint Incentive Program

- Only municipalities are eligible to receive Expenditure Restraint Incentive Program (ERIP) payments
- Under state law, in 2025, each municipality will receive a payment that is equal to the amount of the payment received by the municipality in 2024 (sec. 79.05(4), Wis. Stats., from 2023 WI Act 12 – notwithstanding subs. (2) and (3))

Contact Information

If you have questions, contact us at lgs@wisconsin.gov, (608) 266-8618 or (608) 261-5167.



State of Wisconsin • DEPARTMENT OF REVENUE

DIVISION OF STATE AND LOCAL FINANCE • BUREAU OF LOCAL GOVERNMENT SERVICES • 2135 RIMROCK RD MADISON, WI 53713

Mailing Address:
PO Box 8971 #6-97
Madison WI 53708-8971
Fax: (608) 264-6887
lgs@wisconsin.gov

September 13, 2024

MARG VAN ROSSUM
TOWN OF AINSWORTH
PO BOX 78
PICKEREL WI 54465

Notice of Shared Revenue – 2025 Original Estimate

Notice Information

The Wisconsin Department of Revenue (DOR) is providing the **estimated** shared revenue amounts your local government will receive in 2025 under current state law for county and municipal aid, supplemental county and municipal aid, utility aid and the expenditure restraint incentive program. This does not include adjustments, shown on the July and November payment notices.

District	TOWN OF AINSWORTH	County	LANGLADE	Co-muni code	34-004
-----------------	-------------------	---------------	----------	---------------------	--------

Estimate Information

For an explanation of each aid payment listed below, review the additional information in this notice.

2025 Original Estimate	
1. County and municipal aid	\$13,496.29
2. Utility aid	\$0.00
3. Supplemental county and municipal aid	\$38,891.81
4. Expenditure restraint incentive program	\$0.00
5. Total Estimated 2025 Payments (sum of Lines 1-4)	\$52,388.10

Payment Information

Your local government will receive two distributions in 2025 :

- July 28, 2025: 15% of Line 1, 2, and 3 and 100% of Line 4 (*shown above*)
- November 17, 2025: balance of your 2025 aid payments

County and Municipal Aid

Under state law, the county and municipal aid paid to each county and municipality must be equal to the amount determined in 2012 (sec. 79.036, Wis. Stats.) and adjusted for fallen protective services insurance reimbursement (sec. 79.036(4), Wis. Stats.).

County and Municipal Aid Calculation	
1. Prior year county and municipal aid	\$13,193.81
2. Increase due to sales tax revenue, including adjustments (<i>district changes</i>)	\$303.46
3. Fallen protective services insurance adjustment	-\$0.98
4. Fallen protective services insurance reimbursement (<i>reported to DOR</i>)	\$0.00
5. Total County and Municipal Aid (sum of Lines 1-4)	\$13,496.29

Utility Aid

- Under state law, utility aid is distributed to each county and municipality where tax-exempt utility property is located (sec. 79.04, Wis. Stats.)
- Utility companies report utility property information to DOR annually
- DOR uses the provided information to accurately calculate utility aid (*shown below*)

Utility Aid Calculation	
1. Net book value, <i>as of December 31, 2024 (including expected additions/retirements)</i>	\$0.00
2. Total net book value payment	\$0.00
3. Minimum payment	\$0.00
4. Megawatt capacity	0.0
5. Megawatt capacity payment	\$0.00
6. Closed/decommissioned production plant (phased down) payment	\$0.00
7. Subtotal (<i>sum of Lines 2, 3, 5 and 6</i>)	\$0.00
8. Population cap	\$201,025.00
9. Adjusted subtotal (<i>lesser of Line 7 or Line 8</i>)	\$0.00
10. Adjacent site incentive payment	\$0.00
11. Baseload incentive payment	\$0.00
12. Co-generation incentive payment	\$0.00
13. Alternative energy incentive payment	\$0.00
14. Total incentive payments (<i>sum of Lines 10 through 13</i>)	\$0.00
15. Spent nuclear fuel payment	\$0.00
16. Total Utility Aid – this is the utility aid payment listed on the front of the estimate (<i>sum of Lines 9, 14 and 15</i>)	\$0.00

Supplemental County and Municipal Aid

- Under state law, supplemental county and municipal aid paid to each county and municipality is determined by 2023 Wisconsin Act 12 (sec. 79.037, Wis. Stats.)
- For detailed information, review [county and municipal aid spreadsheet](#)

Supplemental County and Municipal Aid Calculation	
1. Prior year supplemental county and municipal aid	\$38,017.41
2. Increase due to sales tax revenue including adjustments (<i>district changes</i>)	\$874.40
3. Total Supplemental County and Municipal Aid (<i>sum of Lines 1 and 2</i>)	\$38,891.81

Expenditure Restraint Incentive Program

- Only municipalities are eligible to receive Expenditure Restraint Incentive Program (ERIP) payments
- Under state law, in 2025, each municipality will receive a payment that is equal to the amount of the payment received by the municipality in 2024 (sec. 79.05(4), Wis. Stats., from 2023 WI Act 12 – notwithstanding subs. (2) and (3))

Contact Information

If you have questions, contact us at lgs@wisconsin.gov, (608) 266-8618 or (608) 261-5167.



State of Wisconsin • DEPARTMENT OF REVENUE

DIVISION OF STATE AND LOCAL FINANCE • BUREAU OF LOCAL GOVERNMENT SERVICES • 2135 RIMROCK RD MADISON, WI 53713

Mailing Address:
PO Box 8971 #6-97
Madison WI 53708-8971
Fax: (608) 264-6887
lgs@wisconsin.gov

September 13, 2024

ROSEMARY SERVI
TOWN OF ANTIGO
N3185 N STONEY RD
ANTIGO WI 54409-9199

Notice of Shared Revenue – 2025 Original Estimate

Notice Information

The Wisconsin Department of Revenue (DOR) is providing the **estimated** shared revenue amounts your local government will receive in 2025 under current state law for county and municipal aid, supplemental county and municipal aid, utility aid and the expenditure restraint incentive program. This does not include adjustments, shown on the July and November payment notices.

District	TOWN OF ANTIGO	County	LANGLADE	Co-muni code	34-006
-----------------	----------------	---------------	----------	---------------------	--------

Estimate Information

For an explanation of each aid payment listed below, review the additional information in this notice.

2025 Original Estimate	
1. County and municipal aid	\$23,918.69
2. Utility aid	\$126.56
3. Supplemental county and municipal aid	\$54,216.22
4. Expenditure restraint incentive program	\$0.00
5. Total Estimated 2025 Payments (sum of Lines 1-4)	\$78,261.47

Payment Information

Your local government will receive two distributions in 2025 :

- July 28, 2025: 15% of Line 1, 2, and 3 and 100% of Line 4 (*shown above*)
- November 17, 2025: balance of your 2025 aid payments

County and Municipal Aid

Under state law, the county and municipal aid paid to each county and municipality must be equal to the amount determined in 2012 (sec. 79.036, Wis. Stats.) and adjusted for fallen protective services insurance reimbursement (sec. 79.036(4), Wis. Stats.).

County and Municipal Aid Calculation	
1. Prior year county and municipal aid	\$23,382.62
2. Increase due to sales tax revenue, including adjustments (<i>district changes</i>)	\$537.80
3. Fallen protective services insurance adjustment	-\$1.73
4. Fallen protective services insurance reimbursement (<i>reported to DOR</i>)	\$0.00
5. Total County and Municipal Aid (sum of Lines 1-4)	\$23,918.69

Utility Aid

- Under state law, utility aid is distributed to each county and municipality where tax-exempt utility property is located (sec. 79.04, Wis. Stats.)
- Utility companies report utility property information to DOR annually
- DOR uses the provided information to accurately calculate utility aid (*shown below*)

Utility Aid Calculation	
1. Net book value, <i>as of December 31, 2024 (including expected additions/retirements)</i>	\$42,188.00
2. Total net book value payment	\$126.56
3. Minimum payment	\$0.00
4. Megawatt capacity	0.0
5. Megawatt capacity payment	\$0.00
6. Closed/decommissioned production plant (phased down) payment	\$0.00
7. Subtotal (<i>sum of Lines 2, 3, 5 and 6</i>)	\$126.56
8. Population cap	\$575,875.00
9. Adjusted subtotal (<i>lesser of Line 7 or Line 8</i>)	\$126.56
10. Adjacent site incentive payment	\$0.00
11. Baseload incentive payment	\$0.00
12. Co-generation incentive payment	\$0.00
13. Alternative energy incentive payment	\$0.00
14. Total incentive payments (<i>sum of Lines 10 through 13</i>)	\$0.00
15. Spent nuclear fuel payment	\$0.00
16. Total Utility Aid – this is the utility aid payment listed on the front of the estimate (<i>sum of Lines 9, 14 and 15</i>)	\$126.56

Supplemental County and Municipal Aid

- Under state law, supplemental county and municipal aid paid to each county and municipality is determined by 2023 Wisconsin Act 12 (sec. 79.037, Wis. Stats.)
- For detailed information, review [county and municipal aid spreadsheet](#)

Supplemental County and Municipal Aid Calculation	
1. Prior year supplemental county and municipal aid	\$52,997.28
2. Increase due to sales tax revenue including adjustments (<i>district changes</i>)	\$1,218.94
3. Total Supplemental County and Municipal Aid (<i>sum of Lines 1 and 2</i>)	\$54,216.22

Expenditure Restraint Incentive Program

- Only municipalities are eligible to receive Expenditure Restraint Incentive Program (ERIP) payments
- Under state law, in 2025, each municipality will receive a payment that is equal to the amount of the payment received by the municipality in 2024 (sec. 79.05(4), Wis. Stats., from 2023 WI Act 12 – notwithstanding subs. (2) and (3))

Contact Information

If you have questions, contact us at lgs@wisconsin.gov, (608) 266-8618 or (608) 261-5167.



State of Wisconsin • DEPARTMENT OF REVENUE

DIVISION OF STATE AND LOCAL FINANCE • BUREAU OF LOCAL GOVERNMENT SERVICES • 2135 RIMROCK RD MADISON, WI 53713

Mailing Address:
PO Box 8971 #6-97
Madison WI 53708-8971
Fax: (608) 264-6887
lgs@wisconsin.gov

September 13, 2024

LYN OLENSKI
TOWN OF ELCHO
PO BOX 206
ELCHO WI 54428

Notice of Shared Revenue – 2025 Original Estimate

Notice Information

The Wisconsin Department of Revenue (DOR) is providing the **estimated** shared revenue amounts your local government will receive in 2025 under current state law for county and municipal aid, supplemental county and municipal aid, utility aid and the expenditure restraint incentive program. This does not include adjustments, shown on the July and November payment notices.

District	TOWN OF ELCHO	County	LANGLADE	Co-muni code	34-008
-----------------	---------------	---------------	----------	---------------------	--------

Estimate Information

For an explanation of each aid payment listed below, review the additional information in this notice.

2025 Original Estimate	
1. County and municipal aid	\$23,011.58
2. Utility aid	\$0.00
3. Supplemental county and municipal aid	\$50,798.92
4. Expenditure restraint incentive program	\$0.00
5. Total Estimated 2025 Payments (sum of Lines 1-4)	\$73,810.50

Payment Information

Your local government will receive two distributions in 2025 :

- July 28, 2025: 15% of Line 1, 2, and 3 and 100% of Line 4 (*shown above*)
- November 17, 2025: balance of your 2025 aid payments

County and Municipal Aid

Under state law, the county and municipal aid paid to each county and municipality must be equal to the amount determined in 2012 (sec. 79.036, Wis. Stats.) and adjusted for fallen protective services insurance reimbursement (sec. 79.036(4), Wis. Stats.).

County and Municipal Aid Calculation	
1. Prior year county and municipal aid	\$22,495.84
2. Increase due to sales tax revenue, including adjustments (<i>district changes</i>)	\$517.40
3. Fallen protective services insurance adjustment	-\$1.66
4. Fallen protective services insurance reimbursement (<i>reported to DOR</i>)	\$0.00
5. Total County and Municipal Aid (sum of Lines 1-4)	\$23,011.58

Utility Aid

- Under state law, utility aid is distributed to each county and municipality where tax-exempt utility property is located (sec. 79.04, Wis. Stats.)
- Utility companies report utility property information to DOR annually
- DOR uses the provided information to accurately calculate utility aid (*shown below*)

Utility Aid Calculation	
1. Net book value, <i>as of December 31, 2024 (including expected additions/retirements)</i>	\$0.00
2. Total net book value payment	\$0.00
3. Minimum payment	\$0.00
4. Megawatt capacity	0.0
5. Megawatt capacity payment	\$0.00
6. Closed/decommissioned production plant (phased down) payment	\$0.00
7. Subtotal (<i>sum of Lines 2, 3, 5 and 6</i>)	\$0.00
8. Population cap	\$498,525.00
9. Adjusted subtotal (<i>lesser of Line 7 or Line 8</i>)	\$0.00
10. Adjacent site incentive payment	\$0.00
11. Baseload incentive payment	\$0.00
12. Co-generation incentive payment	\$0.00
13. Alternative energy incentive payment	\$0.00
14. Total incentive payments (<i>sum of Lines 10 through 13</i>)	\$0.00
15. Spent nuclear fuel payment	\$0.00
16. Total Utility Aid – this is the utility aid payment listed on the front of the estimate (<i>sum of Lines 9, 14 and 15</i>)	\$0.00

Supplemental County and Municipal Aid

- Under state law, supplemental county and municipal aid paid to each county and municipality is determined by 2023 Wisconsin Act 12 (sec. 79.037, Wis. Stats.)
- For detailed information, review [county and municipal aid spreadsheet](#)

Supplemental County and Municipal Aid Calculation	
1. Prior year supplemental county and municipal aid	\$49,656.81
2. Increase due to sales tax revenue including adjustments (<i>district changes</i>)	\$1,142.11
3. Total Supplemental County and Municipal Aid (<i>sum of Lines 1 and 2</i>)	\$50,798.92

Expenditure Restraint Incentive Program

- Only municipalities are eligible to receive Expenditure Restraint Incentive Program (ERIP) payments
- Under state law, in 2025, each municipality will receive a payment that is equal to the amount of the payment received by the municipality in 2024 (sec. 79.05(4), Wis. Stats., from 2023 WI Act 12 – notwithstanding subs. (2) and (3))

Contact Information

If you have questions, contact us at lgs@wisconsin.gov, (608) 266-8618 or (608) 261-5167.



State of Wisconsin • DEPARTMENT OF REVENUE

DIVISION OF STATE AND LOCAL FINANCE • BUREAU OF LOCAL GOVERNMENT SERVICES • 2135 RIMROCK RD MADISON, WI 53713

Mailing Address:
PO Box 8971 #6-97
Madison WI 53708-8971
Fax: (608) 264-6887
lgs@wisconsin.gov

September 13, 2024

MARILYN ROBERTS
TOWN OF EVERGREEN
N3431 COUNTY ROAD P
WHITE LAKE WI 54491

Notice of Shared Revenue – 2025 Original Estimate

Notice Information

The Wisconsin Department of Revenue (DOR) is providing the **estimated** shared revenue amounts your local government will receive in 2025 under current state law for county and municipal aid, supplemental county and municipal aid, utility aid and the expenditure restraint incentive program. This does not include adjustments, shown on the July and November payment notices.

District	TOWN OF EVERGREEN	County	LANGLADE	Co-muni code	34-010
-----------------	-------------------	---------------	----------	---------------------	--------

Estimate Information

For an explanation of each aid payment listed below, review the additional information in this notice.

2025 Original Estimate	
1. County and municipal aid	\$27,994.76
2. Utility aid	\$0.00
3. Supplemental county and municipal aid	\$38,651.15
4. Expenditure restraint incentive program	\$0.00
5. Total Estimated 2025 Payments (sum of Lines 1-4)	\$66,645.91

Payment Information

Your local government will receive two distributions in 2025 :

- July 28, 2025: 15% of Line 1, 2, and 3 and 100% of Line 4 (*shown above*)
- November 17, 2025: balance of your 2025 aid payments

County and Municipal Aid

Under state law, the county and municipal aid paid to each county and municipality must be equal to the amount determined in 2012 (sec. 79.036, Wis. Stats.) and adjusted for fallen protective services insurance reimbursement (sec. 79.036(4), Wis. Stats.).

County and Municipal Aid Calculation	
1. Prior year county and municipal aid	\$27,367.33
2. Increase due to sales tax revenue, including adjustments (<i>district changes</i>)	\$629.45
3. Fallen protective services insurance adjustment	-\$2.02
4. Fallen protective services insurance reimbursement (<i>reported to DOR</i>)	\$0.00
5. Total County and Municipal Aid (sum of Lines 1-4)	\$27,994.76

Utility Aid

- Under state law, utility aid is distributed to each county and municipality where tax-exempt utility property is located (sec. 79.04, Wis. Stats.)
- Utility companies report utility property information to DOR annually
- DOR uses the provided information to accurately calculate utility aid (*shown below*)

Utility Aid Calculation	
1. Net book value, <i>as of December 31, 2024 (including expected additions/retirements)</i>	\$0.00
2. Total net book value payment	\$0.00
3. Minimum payment	\$0.00
4. Megawatt capacity	0.0
5. Megawatt capacity payment	\$0.00
6. Closed/decommissioned production plant (phased down) payment	\$0.00
7. Subtotal (<i>sum of Lines 2, 3, 5 and 6</i>)	\$0.00
8. Population cap	\$195,500.00
9. Adjusted subtotal (<i>lesser of Line 7 or Line 8</i>)	\$0.00
10. Adjacent site incentive payment	\$0.00
11. Baseload incentive payment	\$0.00
12. Co-generation incentive payment	\$0.00
13. Alternative energy incentive payment	\$0.00
14. Total incentive payments (<i>sum of Lines 10 through 13</i>)	\$0.00
15. Spent nuclear fuel payment	\$0.00
16. Total Utility Aid – this is the utility aid payment listed on the front of the estimate (<i>sum of Lines 9, 14 and 15</i>)	\$0.00

Supplemental County and Municipal Aid

- Under state law, supplemental county and municipal aid paid to each county and municipality is determined by 2023 Wisconsin Act 12 (sec. 79.037, Wis. Stats.)
- For detailed information, review [county and municipal aid spreadsheet](#)

Supplemental County and Municipal Aid Calculation	
1. Prior year supplemental county and municipal aid	\$37,782.16
2. Increase due to sales tax revenue including adjustments (<i>district changes</i>)	\$868.99
3. Total Supplemental County and Municipal Aid (<i>sum of Lines 1 and 2</i>)	\$38,651.15

Expenditure Restraint Incentive Program

- Only municipalities are eligible to receive Expenditure Restraint Incentive Program (ERIP) payments
- Under state law, in 2025, each municipality will receive a payment that is equal to the amount of the payment received by the municipality in 2024 (sec. 79.05(4), Wis. Stats., from 2023 WI Act 12 – notwithstanding subs. (2) and (3))

Contact Information

If you have questions, contact us at lgs@wisconsin.gov, (608) 266-8618 or (608) 261-5167.



State of Wisconsin • DEPARTMENT OF REVENUE

DIVISION OF STATE AND LOCAL FINANCE • BUREAU OF LOCAL GOVERNMENT SERVICES • 2135 RIMROCK RD MADISON, WI 53713

Mailing Address:
PO Box 8971 #6-97
Madison WI 53708-8971
Fax: (608) 264-6887
lgs@wisconsin.gov

September 13, 2024

CATHY ST JOHN
TOWN OF LANGLADE
PO BOX 36
PICKEREL WI 54465

Notice of Shared Revenue – 2025 Original Estimate

Notice Information

The Wisconsin Department of Revenue (DOR) is providing the **estimated** shared revenue amounts your local government will receive in 2025 under current state law for county and municipal aid, supplemental county and municipal aid, utility aid and the expenditure restraint incentive program. This does not include adjustments, shown on the July and November payment notices.

District	TOWN OF LANGLADE	County	LANGLADE	Co-muni code	34-012
-----------------	------------------	---------------	----------	---------------------	--------

Estimate Information

For an explanation of each aid payment listed below, review the additional information in this notice.

2025 Original Estimate	
1. County and municipal aid	\$6,945.99
2. Utility aid	\$0.00
3. Supplemental county and municipal aid	\$38,857.43
4. Expenditure restraint incentive program	\$0.00
5. Total Estimated 2025 Payments (sum of Lines 1-4)	\$45,803.42

Payment Information

Your local government will receive two distributions in 2025 :

- July 28, 2025: 15% of Line 1, 2, and 3 and 100% of Line 4 (*shown above*)
- November 17, 2025: balance of your 2025 aid payments

County and Municipal Aid

Under state law, the county and municipal aid paid to each county and municipality must be equal to the amount determined in 2012 (sec. 79.036, Wis. Stats.) and adjusted for fallen protective services insurance reimbursement (sec. 79.036(4), Wis. Stats.).

County and Municipal Aid Calculation	
1. Prior year county and municipal aid	\$6,790.31
2. Increase due to sales tax revenue, including adjustments (<i>district changes</i>)	\$156.18
3. Fallen protective services insurance adjustment	-\$0.50
4. Fallen protective services insurance reimbursement (<i>reported to DOR</i>)	\$0.00
5. Total County and Municipal Aid (sum of Lines 1-4)	\$6,945.99

Utility Aid

- Under state law, utility aid is distributed to each county and municipality where tax-exempt utility property is located (sec. 79.04, Wis. Stats.)
- Utility companies report utility property information to DOR annually
- DOR uses the provided information to accurately calculate utility aid (*shown below*)

Utility Aid Calculation	
1. Net book value, <i>as of December 31, 2024 (including expected additions/retirements)</i>	\$0.00
2. Total net book value payment	\$0.00
3. Minimum payment	\$0.00
4. Megawatt capacity	0.0
5. Megawatt capacity payment	\$0.00
6. Closed/decommissioned production plant (phased down) payment	\$0.00
7. Subtotal (<i>sum of Lines 2, 3, 5 and 6</i>)	\$0.00
8. Population cap	\$204,000.00
9. Adjusted subtotal (<i>lesser of Line 7 or Line 8</i>)	\$0.00
10. Adjacent site incentive payment	\$0.00
11. Baseload incentive payment	\$0.00
12. Co-generation incentive payment	\$0.00
13. Alternative energy incentive payment	\$0.00
14. Total incentive payments (<i>sum of Lines 10 through 13</i>)	\$0.00
15. Spent nuclear fuel payment	\$0.00
16. Total Utility Aid – this is the utility aid payment listed on the front of the estimate (<i>sum of Lines 9, 14 and 15</i>)	\$0.00

Supplemental County and Municipal Aid

- Under state law, supplemental county and municipal aid paid to each county and municipality is determined by 2023 Wisconsin Act 12 (sec. 79.037, Wis. Stats.)
- For detailed information, review [county and municipal aid spreadsheet](#)

Supplemental County and Municipal Aid Calculation	
1. Prior year supplemental county and municipal aid	\$37,983.80
2. Increase due to sales tax revenue including adjustments (<i>district changes</i>)	\$873.63
3. Total Supplemental County and Municipal Aid (<i>sum of Lines 1 and 2</i>)	\$38,857.43

Expenditure Restraint Incentive Program

- Only municipalities are eligible to receive Expenditure Restraint Incentive Program (ERIP) payments
- Under state law, in 2025, each municipality will receive a payment that is equal to the amount of the payment received by the municipality in 2024 (sec. 79.05(4), Wis. Stats., from 2023 WI Act 12 – notwithstanding subs. (2) and (3))

Contact Information

If you have questions, contact us at lgs@wisconsin.gov, (608) 266-8618 or (608) 261-5167.



State of Wisconsin • DEPARTMENT OF REVENUE

DIVISION OF STATE AND LOCAL FINANCE • BUREAU OF LOCAL GOVERNMENT SERVICES • 2135 RIMROCK RD MADISON, WI 53713

Mailing Address:
PO Box 8971 #6-97
Madison WI 53708-8971
Fax: (608) 264-6887
lgs@wisconsin.gov

September 13, 2024

MELISSA KELLER
TOWN OF NEVA
PO BOX 85
DEERBROOK WI 54424

Notice of Shared Revenue – 2025 Original Estimate

Notice Information

The Wisconsin Department of Revenue (DOR) is providing the **estimated** shared revenue amounts your local government will receive in 2025 under current state law for county and municipal aid, supplemental county and municipal aid, utility aid and the expenditure restraint incentive program. This does not include adjustments, shown on the July and November payment notices.

District	TOWN OF NEVA	County	LANGLADE	Co-muni code	34-014
-----------------	--------------	---------------	----------	---------------------	--------

Estimate Information

For an explanation of each aid payment listed below, review the additional information in this notice.

2025 Original Estimate	
1. County and municipal aid	\$26,327.04
2. Utility aid	\$0.00
3. Supplemental county and municipal aid	\$45,216.06
4. Expenditure restraint incentive program	\$0.00
5. Total Estimated 2025 Payments (sum of Lines 1-4)	\$71,543.10

Payment Information

Your local government will receive two distributions in 2025 :

- July 28, 2025: 15% of Line 1, 2, and 3 and 100% of Line 4 (*shown above*)
- November 17, 2025: balance of your 2025 aid payments

County and Municipal Aid

Under state law, the county and municipal aid paid to each county and municipality must be equal to the amount determined in 2012 (sec. 79.036, Wis. Stats.) and adjusted for fallen protective services insurance reimbursement (sec. 79.036(4), Wis. Stats.).

County and Municipal Aid Calculation	
1. Prior year county and municipal aid	\$25,736.99
2. Increase due to sales tax revenue, including adjustments (<i>district changes</i>)	\$591.95
3. Fallen protective services insurance adjustment	-\$1.90
4. Fallen protective services insurance reimbursement (<i>reported to DOR</i>)	\$0.00
5. Total County and Municipal Aid (sum of Lines 1-4)	\$26,327.04

Utility Aid

- Under state law, utility aid is distributed to each county and municipality where tax-exempt utility property is located (sec. 79.04, Wis. Stats.)
- Utility companies report utility property information to DOR annually
- DOR uses the provided information to accurately calculate utility aid (*shown below*)

Utility Aid Calculation	
1. Net book value, <i>as of December 31, 2024 (including expected additions/retirements)</i>	\$0.00
2. Total net book value payment	\$0.00
3. Minimum payment	\$0.00
4. Megawatt capacity	0.0
5. Megawatt capacity payment	\$0.00
6. Closed/decommissioned production plant (phased down) payment	\$0.00
7. Subtotal (<i>sum of Lines 2, 3, 5 and 6</i>)	\$0.00
8. Population cap	\$349,350.00
9. Adjusted subtotal (<i>lesser of Line 7 or Line 8</i>)	\$0.00
10. Adjacent site incentive payment	\$0.00
11. Baseload incentive payment	\$0.00
12. Co-generation incentive payment	\$0.00
13. Alternative energy incentive payment	\$0.00
14. Total incentive payments (<i>sum of Lines 10 through 13</i>)	\$0.00
15. Spent nuclear fuel payment	\$0.00
16. Total Utility Aid – this is the utility aid payment listed on the front of the estimate (<i>sum of Lines 9, 14 and 15</i>)	\$0.00

Supplemental County and Municipal Aid

- Under state law, supplemental county and municipal aid paid to each county and municipality is determined by 2023 Wisconsin Act 12 (sec. 79.037, Wis. Stats.)
- For detailed information, review [county and municipal aid spreadsheet](#)

Supplemental County and Municipal Aid Calculation	
1. Prior year supplemental county and municipal aid	\$44,199.47
2. Increase due to sales tax revenue including adjustments (<i>district changes</i>)	\$1,016.59
3. Total Supplemental County and Municipal Aid (<i>sum of Lines 1 and 2</i>)	\$45,216.06

Expenditure Restraint Incentive Program

- Only municipalities are eligible to receive Expenditure Restraint Incentive Program (ERIP) payments
- Under state law, in 2025, each municipality will receive a payment that is equal to the amount of the payment received by the municipality in 2024 (sec. 79.05(4), Wis. Stats., from 2023 WI Act 12 – notwithstanding subs. (2) and (3))

Contact Information

If you have questions, contact us at lgs@wisconsin.gov, (608) 266-8618 or (608) 261-5167.



State of Wisconsin • DEPARTMENT OF REVENUE

DIVISION OF STATE AND LOCAL FINANCE • BUREAU OF LOCAL GOVERNMENT SERVICES • 2135 RIMROCK RD MADISON, WI 53713

Mailing Address:
PO Box 8971 #6-97
Madison WI 53708-8971
Fax: (608) 264-6887
lgs@wisconsin.gov

September 13, 2024

PAULA RESCH
TOWN OF NORWOOD
N1119 TROUT RD
ANTIGO WI 54409

Notice of Shared Revenue – 2025 Original Estimate

Notice Information

The Wisconsin Department of Revenue (DOR) is providing the **estimated** shared revenue amounts your local government will receive in 2025 under current state law for county and municipal aid, supplemental county and municipal aid, utility aid and the expenditure restraint incentive program. This does not include adjustments, shown on the July and November payment notices.

District	TOWN OF NORWOOD	County	LANGLADE	Co-muni code	34-016
-----------------	-----------------	---------------	----------	---------------------	--------

Estimate Information

For an explanation of each aid payment listed below, review the additional information in this notice.

2025 Original Estimate	
1. County and municipal aid	\$37,627.46
2. Utility aid	\$0.00
3. Supplemental county and municipal aid	\$46,349.99
4. Expenditure restraint incentive program	\$0.00
5. Total Estimated 2025 Payments (sum of Lines 1-4)	\$83,977.45

Payment Information

Your local government will receive two distributions in 2025 :

- July 28, 2025: 15% of Line 1, 2, and 3 and 100% of Line 4 (*shown above*)
- November 17, 2025: balance of your 2025 aid payments

County and Municipal Aid

Under state law, the county and municipal aid paid to each county and municipality must be equal to the amount determined in 2012 (sec. 79.036, Wis. Stats.) and adjusted for fallen protective services insurance reimbursement (sec. 79.036(4), Wis. Stats.).

County and Municipal Aid Calculation	
1. Prior year county and municipal aid	\$36,784.14
2. Increase due to sales tax revenue, including adjustments (<i>district changes</i>)	\$846.04
3. Fallen protective services insurance adjustment	-\$2.72
4. Fallen protective services insurance reimbursement (<i>reported to DOR</i>)	\$0.00
5. Total County and Municipal Aid (sum of Lines 1-4)	\$37,627.46

Utility Aid

- Under state law, utility aid is distributed to each county and municipality where tax-exempt utility property is located (sec. 79.04, Wis. Stats.)
- Utility companies report utility property information to DOR annually
- DOR uses the provided information to accurately calculate utility aid (*shown below*)

Utility Aid Calculation	
1. Net book value, <i>as of December 31, 2024 (including expected additions/retirements)</i>	\$0.00
2. Total net book value payment	\$0.00
3. Minimum payment	\$0.00
4. Megawatt capacity	0.0
5. Megawatt capacity payment	\$0.00
6. Closed/decommissioned production plant (phased down) payment	\$0.00
7. Subtotal (<i>sum of Lines 2, 3, 5 and 6</i>)	\$0.00
8. Population cap	\$384,625.00
9. Adjusted subtotal (<i>lesser of Line 7 or Line 8</i>)	\$0.00
10. Adjacent site incentive payment	\$0.00
11. Baseload incentive payment	\$0.00
12. Co-generation incentive payment	\$0.00
13. Alternative energy incentive payment	\$0.00
14. Total incentive payments (<i>sum of Lines 10 through 13</i>)	\$0.00
15. Spent nuclear fuel payment	\$0.00
16. Total Utility Aid – this is the utility aid payment listed on the front of the estimate (<i>sum of Lines 9, 14 and 15</i>)	\$0.00

Supplemental County and Municipal Aid

- Under state law, supplemental county and municipal aid paid to each county and municipality is determined by 2023 Wisconsin Act 12 (sec. 79.037, Wis. Stats.)
- For detailed information, review [county and municipal aid spreadsheet](#)

Supplemental County and Municipal Aid Calculation	
1. Prior year supplemental county and municipal aid	\$45,307.91
2. Increase due to sales tax revenue including adjustments (<i>district changes</i>)	\$1,042.08
3. Total Supplemental County and Municipal Aid (<i>sum of Lines 1 and 2</i>)	\$46,349.99

Expenditure Restraint Incentive Program

- Only municipalities are eligible to receive Expenditure Restraint Incentive Program (ERIP) payments
- Under state law, in 2025, each municipality will receive a payment that is equal to the amount of the payment received by the municipality in 2024 (sec. 79.05(4), Wis. Stats., from 2023 WI Act 12 – notwithstanding subs. (2) and (3))

Contact Information

If you have questions, contact us at lgs@wisconsin.gov, (608) 266-8618 or (608) 261-5167.



State of Wisconsin • DEPARTMENT OF REVENUE

DIVISION OF STATE AND LOCAL FINANCE • BUREAU OF LOCAL GOVERNMENT SERVICES • 2135 RIMROCK RD MADISON, WI 53713

Mailing Address:
PO Box 8971 #6-97
Madison WI 53708-8971
Fax: (608) 264-6887
lgs@wisconsin.gov

September 13, 2024

HANNAH SAMSA
TOWN OF PARRISH
W15019 PARRISH DR
GLEASON WI 54435

Notice of Shared Revenue – 2025 Original Estimate

Notice Information

The Wisconsin Department of Revenue (DOR) is providing the **estimated** shared revenue amounts your local government will receive in 2025 under current state law for county and municipal aid, supplemental county and municipal aid, utility aid and the expenditure restraint incentive program. This does not include adjustments, shown on the July and November payment notices.

District	TOWN OF PARRISH	County	LANGLADE	Co-muni code	34-018
-----------------	-----------------	---------------	----------	---------------------	--------

Estimate Information

For an explanation of each aid payment listed below, review the additional information in this notice.

2025 Original Estimate	
1. County and municipal aid	\$1,528.81
2. Utility aid	\$0.00
3. Supplemental county and municipal aid	\$32,272.28
4. Expenditure restraint incentive program	\$0.00
5. Total Estimated 2025 Payments (sum of Lines 1-4)	\$33,801.09

Payment Information

Your local government will receive two distributions in 2025 :

- July 28, 2025: 15% of Line 1, 2, and 3 and 100% of Line 4 (*shown above*)
- November 17, 2025: balance of your 2025 aid payments

County and Municipal Aid

Under state law, the county and municipal aid paid to each county and municipality must be equal to the amount determined in 2012 (sec. 79.036, Wis. Stats.) and adjusted for fallen protective services insurance reimbursement (sec. 79.036(4), Wis. Stats.).

County and Municipal Aid Calculation	
1. Prior year county and municipal aid	\$1,494.55
2. Increase due to sales tax revenue, including adjustments (<i>district changes</i>)	\$34.37
3. Fallen protective services insurance adjustment	-\$0.11
4. Fallen protective services insurance reimbursement (<i>reported to DOR</i>)	\$0.00
5. Total County and Municipal Aid (sum of Lines 1-4)	\$1,528.81

Utility Aid

- Under state law, utility aid is distributed to each county and municipality where tax-exempt utility property is located (sec. 79.04, Wis. Stats.)
- Utility companies report utility property information to DOR annually
- DOR uses the provided information to accurately calculate utility aid (*shown below*)

Utility Aid Calculation	
1. Net book value, <i>as of December 31, 2024 (including expected additions/retirements)</i>	\$0.00
2. Total net book value payment	\$0.00
3. Minimum payment	\$0.00
4. Megawatt capacity	0.0
5. Megawatt capacity payment	\$0.00
6. Closed/decommissioned production plant (phased down) payment	\$0.00
7. Subtotal (<i>sum of Lines 2, 3, 5 and 6</i>)	\$0.00
8. Population cap	\$38,675.00
9. Adjusted subtotal (<i>lesser of Line 7 or Line 8</i>)	\$0.00
10. Adjacent site incentive payment	\$0.00
11. Baseload incentive payment	\$0.00
12. Co-generation incentive payment	\$0.00
13. Alternative energy incentive payment	\$0.00
14. Total incentive payments (<i>sum of Lines 10 through 13</i>)	\$0.00
15. Spent nuclear fuel payment	\$0.00
16. Total Utility Aid – this is the utility aid payment listed on the front of the estimate (<i>sum of Lines 9, 14 and 15</i>)	\$0.00

Supplemental County and Municipal Aid

- Under state law, supplemental county and municipal aid paid to each county and municipality is determined by 2023 Wisconsin Act 12 (sec. 79.037, Wis. Stats.)
- For detailed information, review [county and municipal aid spreadsheet](#)

Supplemental County and Municipal Aid Calculation	
1. Prior year supplemental county and municipal aid	\$31,546.71
2. Increase due to sales tax revenue including adjustments (<i>district changes</i>)	\$725.57
3. Total Supplemental County and Municipal Aid (<i>sum of Lines 1 and 2</i>)	\$32,272.28

Expenditure Restraint Incentive Program

- Only municipalities are eligible to receive Expenditure Restraint Incentive Program (ERIP) payments
- Under state law, in 2025, each municipality will receive a payment that is equal to the amount of the payment received by the municipality in 2024 (sec. 79.05(4), Wis. Stats., from 2023 WI Act 12 – notwithstanding subs. (2) and (3))

Contact Information

If you have questions, contact us at lgs@wisconsin.gov, (608) 266-8618 or (608) 261-5167.



State of Wisconsin • DEPARTMENT OF REVENUE

DIVISION OF STATE AND LOCAL FINANCE • BUREAU OF LOCAL GOVERNMENT SERVICES • 2135 RIMROCK RD MADISON, WI 53713

Mailing Address:
PO Box 8971 #6-97
Madison WI 53708-8971
Fax: (608) 264-6887
lgs@wisconsin.gov

September 13, 2024

TREE WILLIAMS
TOWN OF PECK
124 2ND AVE
ANTIGO WI 54409

Notice of Shared Revenue – 2025 Original Estimate

Notice Information

The Wisconsin Department of Revenue (DOR) is providing the **estimated** shared revenue amounts your local government will receive in 2025 under current state law for county and municipal aid, supplemental county and municipal aid, utility aid and the expenditure restraint incentive program. This does not include adjustments, shown on the July and November payment notices.

District	TOWN OF PECK	County	LANGLADE	Co-muni code	34-020
-----------------	--------------	---------------	----------	---------------------	--------

Estimate Information

For an explanation of each aid payment listed below, review the additional information in this notice.

2025 Original Estimate	
1. County and municipal aid	\$28,305.83
2. Utility aid	\$0.00
3. Supplemental county and municipal aid	\$36,295.96
4. Expenditure restraint incentive program	\$0.00
5. Total Estimated 2025 Payments (sum of Lines 1-4)	\$64,601.79

Payment Information

Your local government will receive two distributions in 2025 :

- July 28, 2025: 15% of Line 1, 2, and 3 and 100% of Line 4 (*shown above*)
- November 17, 2025: balance of your 2025 aid payments

County and Municipal Aid

Under state law, the county and municipal aid paid to each county and municipality must be equal to the amount determined in 2012 (sec. 79.036, Wis. Stats.) and adjusted for fallen protective services insurance reimbursement (sec. 79.036(4), Wis. Stats.).

County and Municipal Aid Calculation	
1. Prior year county and municipal aid	\$27,671.44
2. Increase due to sales tax revenue, including adjustments (<i>district changes</i>)	\$636.44
3. Fallen protective services insurance adjustment	-\$2.05
4. Fallen protective services insurance reimbursement (<i>reported to DOR</i>)	\$0.00
5. Total County and Municipal Aid (sum of Lines 1-4)	\$28,305.83

Utility Aid

- Under state law, utility aid is distributed to each county and municipality where tax-exempt utility property is located (sec. 79.04, Wis. Stats.)
- Utility companies report utility property information to DOR annually
- DOR uses the provided information to accurately calculate utility aid (*shown below*)

Utility Aid Calculation	
1. Net book value, <i>as of December 31, 2024 (including expected additions/retirements)</i>	\$0.00
2. Total net book value payment	\$0.00
3. Minimum payment	\$0.00
4. Megawatt capacity	0.0
5. Megawatt capacity payment	\$0.00
6. Closed/decommissioned production plant (phased down) payment	\$0.00
7. Subtotal (<i>sum of Lines 2, 3, 5 and 6</i>)	\$0.00
8. Population cap	\$138,125.00
9. Adjusted subtotal (<i>lesser of Line 7 or Line 8</i>)	\$0.00
10. Adjacent site incentive payment	\$0.00
11. Baseload incentive payment	\$0.00
12. Co-generation incentive payment	\$0.00
13. Alternative energy incentive payment	\$0.00
14. Total incentive payments (<i>sum of Lines 10 through 13</i>)	\$0.00
15. Spent nuclear fuel payment	\$0.00
16. Total Utility Aid – this is the utility aid payment listed on the front of the estimate (<i>sum of Lines 9, 14 and 15</i>)	\$0.00

Supplemental County and Municipal Aid

- Under state law, supplemental county and municipal aid paid to each county and municipality is determined by 2023 Wisconsin Act 12 (sec. 79.037, Wis. Stats.)
- For detailed information, review [county and municipal aid spreadsheet](#)

Supplemental County and Municipal Aid Calculation	
1. Prior year supplemental county and municipal aid	\$35,479.92
2. Increase due to sales tax revenue including adjustments (<i>district changes</i>)	\$816.04
3. Total Supplemental County and Municipal Aid (<i>sum of Lines 1 and 2</i>)	\$36,295.96

Expenditure Restraint Incentive Program

- Only municipalities are eligible to receive Expenditure Restraint Incentive Program (ERIP) payments
- Under state law, in 2025, each municipality will receive a payment that is equal to the amount of the payment received by the municipality in 2024 (sec. 79.05(4), Wis. Stats., from 2023 WI Act 12 – notwithstanding subs. (2) and (3))

Contact Information

If you have questions, contact us at lgs@wisconsin.gov, (608) 266-8618 or (608) 261-5167.



State of Wisconsin • DEPARTMENT OF REVENUE

DIVISION OF STATE AND LOCAL FINANCE • BUREAU OF LOCAL GOVERNMENT SERVICES • 2135 RIMROCK RD MADISON, WI 53713

Mailing Address:
PO Box 8971 #6-97
Madison WI 53708-8971
Fax: (608) 264-6887
lgs@wisconsin.gov

September 13, 2024

JANE KOLPACK
TOWN OF POLAR
W6870 FIFTH AVENUE ROAD
BRYANT WI 54418

Notice of Shared Revenue – 2025 Original Estimate

Notice Information

The Wisconsin Department of Revenue (DOR) is providing the **estimated** shared revenue amounts your local government will receive in 2025 under current state law for county and municipal aid, supplemental county and municipal aid, utility aid and the expenditure restraint incentive program. This does not include adjustments, shown on the July and November payment notices.

District	TOWN OF POLAR	County	LANGLADE	Co-muni code	34-022
-----------------	---------------	---------------	----------	---------------------	--------

Estimate Information

For an explanation of each aid payment listed below, review the additional information in this notice.

2025 Original Estimate	
1. County and municipal aid	\$27,750.50
2. Utility aid	\$1,196.34
3. Supplemental county and municipal aid	\$48,033.54
4. Expenditure restraint incentive program	\$0.00
5. Total Estimated 2025 Payments (sum of Lines 1-4)	\$76,980.38

Payment Information

Your local government will receive two distributions in 2025 :

- July 28, 2025: 15% of Line 1, 2, and 3 and 100% of Line 4 (*shown above*)
- November 17, 2025: balance of your 2025 aid payments

County and Municipal Aid

Under state law, the county and municipal aid paid to each county and municipality must be equal to the amount determined in 2012 (sec. 79.036, Wis. Stats.) and adjusted for fallen protective services insurance reimbursement (sec. 79.036(4), Wis. Stats.).

County and Municipal Aid Calculation	
1. Prior year county and municipal aid	\$27,128.54
2. Increase due to sales tax revenue, including adjustments (<i>district changes</i>)	\$623.96
3. Fallen protective services insurance adjustment	-\$2.00
4. Fallen protective services insurance reimbursement (<i>reported to DOR</i>)	\$0.00
5. Total County and Municipal Aid (sum of Lines 1-4)	\$27,750.50

Utility Aid

- Under state law, utility aid is distributed to each county and municipality where tax-exempt utility property is located (sec. 79.04, Wis. Stats.)
- Utility companies report utility property information to DOR annually
- DOR uses the provided information to accurately calculate utility aid (*shown below*)

Utility Aid Calculation	
1. Net book value, <i>as of December 31, 2024 (including expected additions/retirements)</i>	\$398,781.00
2. Total net book value payment	\$1,196.34
3. Minimum payment	\$0.00
4. Megawatt capacity	0.0
5. Megawatt capacity payment	\$0.00
6. Closed/decommissioned production plant (phased down) payment	\$0.00
7. Subtotal (<i>sum of Lines 2, 3, 5 and 6</i>)	\$1,196.34
8. Population cap	\$425,850.00
9. Adjusted subtotal (<i>lesser of Line 7 or Line 8</i>)	\$1,196.34
10. Adjacent site incentive payment	\$0.00
11. Baseload incentive payment	\$0.00
12. Co-generation incentive payment	\$0.00
13. Alternative energy incentive payment	\$0.00
14. Total incentive payments (<i>sum of Lines 10 through 13</i>)	\$0.00
15. Spent nuclear fuel payment	\$0.00
16. Total Utility Aid – this is the utility aid payment listed on the front of the estimate (<i>sum of Lines 9, 14 and 15</i>)	\$1,196.34

Supplemental County and Municipal Aid

- Under state law, supplemental county and municipal aid paid to each county and municipality is determined by 2023 Wisconsin Act 12 (sec. 79.037, Wis. Stats.)
- For detailed information, review [county and municipal aid spreadsheet](#)

Supplemental County and Municipal Aid Calculation	
1. Prior year supplemental county and municipal aid	\$46,953.61
2. Increase due to sales tax revenue including adjustments (<i>district changes</i>)	\$1,079.93
3. Total Supplemental County and Municipal Aid (<i>sum of Lines 1 and 2</i>)	\$48,033.54

Expenditure Restraint Incentive Program

- Only municipalities are eligible to receive Expenditure Restraint Incentive Program (ERIP) payments
- Under state law, in 2025, each municipality will receive a payment that is equal to the amount of the payment received by the municipality in 2024 (sec. 79.05(4), Wis. Stats., from 2023 WI Act 12 – notwithstanding subs. (2) and (3))

Contact Information

If you have questions, contact us at lgs@wisconsin.gov, (608) 266-8618 or (608) 261-5167.



State of Wisconsin • DEPARTMENT OF REVENUE

DIVISION OF STATE AND LOCAL FINANCE • BUREAU OF LOCAL GOVERNMENT SERVICES • 2135 RIMROCK RD MADISON, WI 53713

Mailing Address:
PO Box 8971 #6-97
Madison WI 53708-8971
Fax: (608) 264-6887
lgs@wisconsin.gov

September 13, 2024

KAREN BRAATZ
TOWN OF PRICE
N6048 HILL RD
BRYANT WI 54418

Notice of Shared Revenue – 2025 Original Estimate

Notice Information

The Wisconsin Department of Revenue (DOR) is providing the **estimated** shared revenue amounts your local government will receive in 2025 under current state law for county and municipal aid, supplemental county and municipal aid, utility aid and the expenditure restraint incentive program. This does not include adjustments, shown on the July and November payment notices.

District	TOWN OF PRICE	County	LANGLADE	Co-muni code	34-024
-----------------	---------------	---------------	----------	---------------------	--------

Estimate Information

For an explanation of each aid payment listed below, review the additional information in this notice.

2025 Original Estimate	
1. County and municipal aid	\$15,007.20
2. Utility aid	\$0.00
3. Supplemental county and municipal aid	\$34,473.41
4. Expenditure restraint incentive program	\$0.00
5. Total Estimated 2025 Payments (sum of Lines 1-4)	\$49,480.61

Payment Information

Your local government will receive two distributions in 2025 :

- July 28, 2025: 15% of Line 1, 2, and 3 and 100% of Line 4 (*shown above*)
- November 17, 2025: balance of your 2025 aid payments

County and Municipal Aid

Under state law, the county and municipal aid paid to each county and municipality must be equal to the amount determined in 2012 (sec. 79.036, Wis. Stats.) and adjusted for fallen protective services insurance reimbursement (sec. 79.036(4), Wis. Stats.).

County and Municipal Aid Calculation	
1. Prior year county and municipal aid	\$14,670.85
2. Increase due to sales tax revenue, including adjustments (<i>district changes</i>)	\$337.43
3. Fallen protective services insurance adjustment	-\$1.08
4. Fallen protective services insurance reimbursement (<i>reported to DOR</i>)	\$0.00
5. Total County and Municipal Aid (sum of Lines 1-4)	\$15,007.20

Utility Aid

- Under state law, utility aid is distributed to each county and municipality where tax-exempt utility property is located (sec. 79.04, Wis. Stats.)
- Utility companies report utility property information to DOR annually
- DOR uses the provided information to accurately calculate utility aid (*shown below*)

Utility Aid Calculation	
1. Net book value, <i>as of December 31, 2024 (including expected additions/retirements)</i>	\$0.00
2. Total net book value payment	\$0.00
3. Minimum payment	\$0.00
4. Megawatt capacity	0.0
5. Megawatt capacity payment	\$0.00
6. Closed/decommissioned production plant (phased down) payment	\$0.00
7. Subtotal (<i>sum of Lines 2, 3, 5 and 6</i>)	\$0.00
8. Population cap	\$91,800.00
9. Adjusted subtotal (<i>lesser of Line 7 or Line 8</i>)	\$0.00
10. Adjacent site incentive payment	\$0.00
11. Baseload incentive payment	\$0.00
12. Co-generation incentive payment	\$0.00
13. Alternative energy incentive payment	\$0.00
14. Total incentive payments (<i>sum of Lines 10 through 13</i>)	\$0.00
15. Spent nuclear fuel payment	\$0.00
16. Total Utility Aid – this is the utility aid payment listed on the front of the estimate (<i>sum of Lines 9, 14 and 15</i>)	\$0.00

Supplemental County and Municipal Aid

- Under state law, supplemental county and municipal aid paid to each county and municipality is determined by 2023 Wisconsin Act 12 (sec. 79.037, Wis. Stats.)
- For detailed information, review [county and municipal aid spreadsheet](#)

Supplemental County and Municipal Aid Calculation	
1. Prior year supplemental county and municipal aid	\$33,698.35
2. Increase due to sales tax revenue including adjustments (<i>district changes</i>)	\$775.06
3. Total Supplemental County and Municipal Aid (<i>sum of Lines 1 and 2</i>)	\$34,473.41

Expenditure Restraint Incentive Program

- Only municipalities are eligible to receive Expenditure Restraint Incentive Program (ERIP) payments
- Under state law, in 2025, each municipality will receive a payment that is equal to the amount of the payment received by the municipality in 2024 (sec. 79.05(4), Wis. Stats., from 2023 WI Act 12 – notwithstanding subs. (2) and (3))

Contact Information

If you have questions, contact us at lgs@wisconsin.gov, (608) 266-8618 or (608) 261-5167.



State of Wisconsin • DEPARTMENT OF REVENUE

DIVISION OF STATE AND LOCAL FINANCE • BUREAU OF LOCAL GOVERNMENT SERVICES • 2135 RIMROCK RD MADISON, WI 53713

Mailing Address:
PO Box 8971 #6-97
Madison WI 53708-8971
Fax: (608) 264-6887
lgs@wisconsin.gov

September 13, 2024

CONNIE KAKES
TOWN OF ROLLING
W9775 HWY 47
ANTIGO WI 54409

Notice of Shared Revenue – 2025 Original Estimate

Notice Information

The Wisconsin Department of Revenue (DOR) is providing the **estimated** shared revenue amounts your local government will receive in 2025 under current state law for county and municipal aid, supplemental county and municipal aid, utility aid and the expenditure restraint incentive program. This does not include adjustments, shown on the July and November payment notices.

District	TOWN OF ROLLING	County	LANGLADE	Co-muni code	34-026
-----------------	-----------------	---------------	----------	---------------------	--------

Estimate Information

For an explanation of each aid payment listed below, review the additional information in this notice.

2025 Original Estimate	
1. County and municipal aid	\$44,829.11
2. Utility aid	\$0.00
3. Supplemental county and municipal aid	\$55,280.73
4. Expenditure restraint incentive program	\$0.00
5. Total Estimated 2025 Payments (sum of Lines 1-4)	\$100,109.84

Payment Information

Your local government will receive two distributions in 2025 :

- July 28, 2025: 15% of Line 1, 2, and 3 and 100% of Line 4 (*shown above*)
- November 17, 2025: balance of your 2025 aid payments

County and Municipal Aid

Under state law, the county and municipal aid paid to each county and municipality must be equal to the amount determined in 2012 (sec. 79.036, Wis. Stats.) and adjusted for fallen protective services insurance reimbursement (sec. 79.036(4), Wis. Stats.).

County and Municipal Aid Calculation	
1. Prior year county and municipal aid	\$43,824.39
2. Increase due to sales tax revenue, including adjustments (<i>district changes</i>)	\$1,007.96
3. Fallen protective services insurance adjustment	-\$3.24
4. Fallen protective services insurance reimbursement (<i>reported to DOR</i>)	\$0.00
5. Total County and Municipal Aid (sum of Lines 1-4)	\$44,829.11

Utility Aid

- Under state law, utility aid is distributed to each county and municipality where tax-exempt utility property is located (sec. 79.04, Wis. Stats.)
- Utility companies report utility property information to DOR annually
- DOR uses the provided information to accurately calculate utility aid (*shown below*)

Utility Aid Calculation	
1. Net book value, as of December 31, 2024 (including expected additions/retirements)	\$0.00
2. Total net book value payment	\$0.00
3. Minimum payment	\$0.00
4. Megawatt capacity	0.0
5. Megawatt capacity payment	\$0.00
6. Closed/decommissioned production plant (phased down) payment	\$0.00
7. Subtotal (sum of Lines 2, 3, 5 and 6)	\$0.00
8. Population cap	\$607,750.00
9. Adjusted subtotal (lesser of Line 7 or Line 8)	\$0.00
10. Adjacent site incentive payment	\$0.00
11. Baseload incentive payment	\$0.00
12. Co-generation incentive payment	\$0.00
13. Alternative energy incentive payment	\$0.00
14. Total incentive payments (sum of Lines 10 through 13)	\$0.00
15. Spent nuclear fuel payment	\$0.00
16. Total Utility Aid – this is the utility aid payment listed on the front of the estimate (sum of Lines 9, 14 and 15)	\$0.00

Supplemental County and Municipal Aid

- Under state law, supplemental county and municipal aid paid to each county and municipality is determined by 2023 Wisconsin Act 12 (sec. 79.037, Wis. Stats.)
- For detailed information, review [county and municipal aid spreadsheet](#)

Supplemental County and Municipal Aid Calculation	
1. Prior year supplemental county and municipal aid	\$54,037.86
2. Increase due to sales tax revenue including adjustments (district changes)	\$1,242.87
3. Total Supplemental County and Municipal Aid (sum of Lines 1 and 2)	\$55,280.73

Expenditure Restraint Incentive Program

- Only municipalities are eligible to receive Expenditure Restraint Incentive Program (ERIP) payments
- Under state law, in 2025, each municipality will receive a payment that is equal to the amount of the payment received by the municipality in 2024 (sec. 79.05(4), Wis. Stats., from 2023 WI Act 12 – notwithstanding subs. (2) and (3))

Contact Information

If you have questions, contact us at lgs@wisconsin.gov, (608) 266-8618 or (608) 261-5167.



State of Wisconsin • DEPARTMENT OF REVENUE

DIVISION OF STATE AND LOCAL FINANCE • BUREAU OF LOCAL GOVERNMENT SERVICES • 2135 RIMROCK RD MADISON, WI 53713

Mailing Address:
PO Box 8971 #6-97
Madison WI 53708-8971
Fax: (608) 264-6887
lgs@wisconsin.gov

September 13, 2024

JANET SCHUELLER
TOWN OF SUMMIT
N7944 MCCLOUD DR
GLEASON WI 54435

Notice of Shared Revenue – 2025 Original Estimate

Notice Information

The Wisconsin Department of Revenue (DOR) is providing the **estimated** shared revenue amounts your local government will receive in 2025 under current state law for county and municipal aid, supplemental county and municipal aid, utility aid and the expenditure restraint incentive program. This does not include adjustments, shown on the July and November payment notices.

District	TOWN OF SUMMIT	County	LANGLADE	Co-muni code	34-028
-----------------	----------------	---------------	----------	---------------------	--------

Estimate Information

For an explanation of each aid payment listed below, review the additional information in this notice.

2025 Original Estimate	
1. County and municipal aid	\$6,967.44
2. Utility aid	\$0.00
3. Supplemental county and municipal aid	\$33,132.14
4. Expenditure restraint incentive program	\$0.00
5. Total Estimated 2025 Payments (sum of Lines 1-4)	\$40,099.58

Payment Information

Your local government will receive two distributions in 2025 :

- July 28, 2025: 15% of Line 1, 2, and 3 and 100% of Line 4 (*shown above*)
- November 17, 2025: balance of your 2025 aid payments

County and Municipal Aid

Under state law, the county and municipal aid paid to each county and municipality must be equal to the amount determined in 2012 (sec. 79.036, Wis. Stats.) and adjusted for fallen protective services insurance reimbursement (sec. 79.036(4), Wis. Stats.).

County and Municipal Aid Calculation	
1. Prior year county and municipal aid	\$6,811.28
2. Increase due to sales tax revenue, including adjustments (<i>district changes</i>)	\$156.66
3. Fallen protective services insurance adjustment	-\$0.50
4. Fallen protective services insurance reimbursement (<i>reported to DOR</i>)	\$0.00
5. Total County and Municipal Aid (sum of Lines 1-4)	\$6,967.44

Utility Aid

- Under state law, utility aid is distributed to each county and municipality where tax-exempt utility property is located (sec. 79.04, Wis. Stats.)
- Utility companies report utility property information to DOR annually
- DOR uses the provided information to accurately calculate utility aid (*shown below*)

Utility Aid Calculation	
1. Net book value, <i>as of December 31, 2024 (including expected additions/retirements)</i>	\$0.00
2. Total net book value payment	\$0.00
3. Minimum payment	\$0.00
4. Megawatt capacity	0.0
5. Megawatt capacity payment	\$0.00
6. Closed/decommissioned production plant (phased down) payment	\$0.00
7. Subtotal (<i>sum of Lines 2, 3, 5 and 6</i>)	\$0.00
8. Population cap	\$59,500.00
9. Adjusted subtotal (<i>lesser of Line 7 or Line 8</i>)	\$0.00
10. Adjacent site incentive payment	\$0.00
11. Baseload incentive payment	\$0.00
12. Co-generation incentive payment	\$0.00
13. Alternative energy incentive payment	\$0.00
14. Total incentive payments (<i>sum of Lines 10 through 13</i>)	\$0.00
15. Spent nuclear fuel payment	\$0.00
16. Total Utility Aid – this is the utility aid payment listed on the front of the estimate (<i>sum of Lines 9, 14 and 15</i>)	\$0.00

Supplemental County and Municipal Aid

- Under state law, supplemental county and municipal aid paid to each county and municipality is determined by 2023 Wisconsin Act 12 (sec. 79.037, Wis. Stats.)
- For detailed information, review [county and municipal aid spreadsheet](#)

Supplemental County and Municipal Aid Calculation	
1. Prior year supplemental county and municipal aid	\$32,387.23
2. Increase due to sales tax revenue including adjustments (<i>district changes</i>)	\$744.91
3. Total Supplemental County and Municipal Aid (<i>sum of Lines 1 and 2</i>)	\$33,132.14

Expenditure Restraint Incentive Program

- Only municipalities are eligible to receive Expenditure Restraint Incentive Program (ERIP) payments
- Under state law, in 2025, each municipality will receive a payment that is equal to the amount of the payment received by the municipality in 2024 (sec. 79.05(4), Wis. Stats., from 2023 WI Act 12 – notwithstanding subs. (2) and (3))

Contact Information

If you have questions, contact us at lgs@wisconsin.gov, (608) 266-8618 or (608) 261-5167.



State of Wisconsin • DEPARTMENT OF REVENUE

DIVISION OF STATE AND LOCAL FINANCE • BUREAU OF LOCAL GOVERNMENT SERVICES • 2135 RIMROCK RD MADISON, WI 53713

Mailing Address:
PO Box 8971 #6-97
Madison WI 53708-8971
Fax: (608) 264-6887
lgs@wisconsin.gov

September 13, 2024

LEAH ANTONIEWICZ
TOWN OF UPHAM
PO BOX 21
SUMMIT LAKE WI 54485-0021

Notice of Shared Revenue – 2025 Original Estimate

Notice Information

The Wisconsin Department of Revenue (DOR) is providing the **estimated** shared revenue amounts your local government will receive in 2025 under current state law for county and municipal aid, supplemental county and municipal aid, utility aid and the expenditure restraint incentive program. This does not include adjustments, shown on the July and November payment notices.

District	TOWN OF UPHAM	County	LANGLADE	Co-muni code	34-030
-----------------	---------------	---------------	----------	---------------------	--------

Estimate Information

For an explanation of each aid payment listed below, review the additional information in this notice.

2025 Original Estimate	
1. County and municipal aid	\$8,190.41
2. Utility aid	\$4,005.16
3. Supplemental county and municipal aid	\$43,222.86
4. Expenditure restraint incentive program	\$0.00
5. Total Estimated 2025 Payments (sum of Lines 1-4)	\$55,418.43

Payment Information

Your local government will receive two distributions in 2025 :

- July 28, 2025: 15% of Line 1, 2, and 3 and 100% of Line 4 (*shown above*)
- November 17, 2025: balance of your 2025 aid payments

County and Municipal Aid

Under state law, the county and municipal aid paid to each county and municipality must be equal to the amount determined in 2012 (sec. 79.036, Wis. Stats.) and adjusted for fallen protective services insurance reimbursement (sec. 79.036(4), Wis. Stats.).

County and Municipal Aid Calculation	
1. Prior year county and municipal aid	\$8,006.84
2. Increase due to sales tax revenue, including adjustments (<i>district changes</i>)	\$184.16
3. Fallen protective services insurance adjustment	-\$0.59
4. Fallen protective services insurance reimbursement (<i>reported to DOR</i>)	\$0.00
5. Total County and Municipal Aid (sum of Lines 1-4)	\$8,190.41

Utility Aid

- Under state law, utility aid is distributed to each county and municipality where tax-exempt utility property is located (sec. 79.04, Wis. Stats.)
- Utility companies report utility property information to DOR annually
- DOR uses the provided information to accurately calculate utility aid (*shown below*)

Utility Aid Calculation	
1. Net book value, as of December 31, 2024 (including expected additions/retirements)	\$1,335,052.00
2. Total net book value payment	\$4,005.16
3. Minimum payment	\$0.00
4. Megawatt capacity	0.0
5. Megawatt capacity payment	\$0.00
6. Closed/decommissioned production plant (phased down) payment	\$0.00
7. Subtotal (sum of Lines 2, 3, 5 and 6)	\$4,005.16
8. Population cap	\$308,125.00
9. Adjusted subtotal (lesser of Line 7 or Line 8)	\$4,005.16
10. Adjacent site incentive payment	\$0.00
11. Baseload incentive payment	\$0.00
12. Co-generation incentive payment	\$0.00
13. Alternative energy incentive payment	\$0.00
14. Total incentive payments (sum of Lines 10 through 13)	\$0.00
15. Spent nuclear fuel payment	\$0.00
16. Total Utility Aid – this is the utility aid payment listed on the front of the estimate (sum of Lines 9, 14 and 15)	\$4,005.16

Supplemental County and Municipal Aid

- Under state law, supplemental county and municipal aid paid to each county and municipality is determined by 2023 Wisconsin Act 12 (sec. 79.037, Wis. Stats.)
- For detailed information, review [county and municipal aid spreadsheet](#)

Supplemental County and Municipal Aid Calculation	
1. Prior year supplemental county and municipal aid	\$42,251.09
2. Increase due to sales tax revenue including adjustments (district changes)	\$971.77
3. Total Supplemental County and Municipal Aid (sum of Lines 1 and 2)	\$43,222.86

Expenditure Restraint Incentive Program

- Only municipalities are eligible to receive Expenditure Restraint Incentive Program (ERIP) payments
- Under state law, in 2025, each municipality will receive a payment that is equal to the amount of the payment received by the municipality in 2024 (sec. 79.05(4), Wis. Stats., from 2023 WI Act 12 – notwithstanding subs. (2) and (3))

Contact Information

If you have questions, contact us at lgs@wisconsin.gov, (608) 266-8618 or (608) 261-5167.



State of Wisconsin • DEPARTMENT OF REVENUE

DIVISION OF STATE AND LOCAL FINANCE • BUREAU OF LOCAL GOVERNMENT SERVICES • 2135 RIMROCK RD MADISON, WI 53713

Mailing Address:
PO Box 8971 #6-97
Madison WI 53708-8971
Fax: (608) 264-6887
lgs@wisconsin.gov

September 13, 2024

DAWN MOLLER
TOWN OF VILAS
W14359 LLOYD CREEK RD
GLEASON WI 54435

Notice of Shared Revenue – 2025 Original Estimate

Notice Information

The Wisconsin Department of Revenue (DOR) is providing the **estimated** shared revenue amounts your local government will receive in 2025 under current state law for county and municipal aid, supplemental county and municipal aid, utility aid and the expenditure restraint incentive program. This does not include adjustments, shown on the July and November payment notices.

District	TOWN OF VILAS	County	LANGLADE	Co-muni code	34-032
-----------------	---------------	---------------	----------	---------------------	--------

Estimate Information

For an explanation of each aid payment listed below, review the additional information in this notice.

2025 Original Estimate	
1. County and municipal aid	\$7,004.74
2. Utility aid	\$0.00
3. Supplemental county and municipal aid	\$34,559.38
4. Expenditure restraint incentive program	\$0.00
5. Total Estimated 2025 Payments (sum of Lines 1-4)	\$41,564.12

Payment Information

Your local government will receive two distributions in 2025 :

- July 28, 2025: 15% of Line 1, 2, and 3 and 100% of Line 4 (*shown above*)
- November 17, 2025: balance of your 2025 aid payments

County and Municipal Aid

Under state law, the county and municipal aid paid to each county and municipality must be equal to the amount determined in 2012 (sec. 79.036, Wis. Stats.) and adjusted for fallen protective services insurance reimbursement (sec. 79.036(4), Wis. Stats.).

County and Municipal Aid Calculation	
1. Prior year county and municipal aid	\$6,847.75
2. Increase due to sales tax revenue, including adjustments (<i>district changes</i>)	\$157.50
3. Fallen protective services insurance adjustment	-\$0.51
4. Fallen protective services insurance reimbursement (<i>reported to DOR</i>)	\$0.00
5. Total County and Municipal Aid (sum of Lines 1-4)	\$7,004.74

Utility Aid

- Under state law, utility aid is distributed to each county and municipality where tax-exempt utility property is located (sec. 79.04, Wis. Stats.)
- Utility companies report utility property information to DOR annually
- DOR uses the provided information to accurately calculate utility aid (*shown below*)

Utility Aid Calculation	
1. Net book value, <i>as of December 31, 2024 (including expected additions/retirements)</i>	\$0.00
2. Total net book value payment	\$0.00
3. Minimum payment	\$0.00
4. Megawatt capacity	0.0
5. Megawatt capacity payment	\$0.00
6. Closed/decommissioned production plant (phased down) payment	\$0.00
7. Subtotal (<i>sum of Lines 2, 3, 5 and 6</i>)	\$0.00
8. Population cap	\$93,925.00
9. Adjusted subtotal (<i>lesser of Line 7 or Line 8</i>)	\$0.00
10. Adjacent site incentive payment	\$0.00
11. Baseload incentive payment	\$0.00
12. Co-generation incentive payment	\$0.00
13. Alternative energy incentive payment	\$0.00
14. Total incentive payments (<i>sum of Lines 10 through 13</i>)	\$0.00
15. Spent nuclear fuel payment	\$0.00
16. Total Utility Aid – this is the utility aid payment listed on the front of the estimate (<i>sum of Lines 9, 14 and 15</i>)	\$0.00

Supplemental County and Municipal Aid

- Under state law, supplemental county and municipal aid paid to each county and municipality is determined by 2023 Wisconsin Act 12 (sec. 79.037, Wis. Stats.)
- For detailed information, review [county and municipal aid spreadsheet](#)

Supplemental County and Municipal Aid Calculation	
1. Prior year supplemental county and municipal aid	\$33,782.39
2. Increase due to sales tax revenue including adjustments (<i>district changes</i>)	\$776.99
3. Total Supplemental County and Municipal Aid (<i>sum of Lines 1 and 2</i>)	\$34,559.38

Expenditure Restraint Incentive Program

- Only municipalities are eligible to receive Expenditure Restraint Incentive Program (ERIP) payments
- Under state law, in 2025, each municipality will receive a payment that is equal to the amount of the payment received by the municipality in 2024 (sec. 79.05(4), Wis. Stats., from 2023 WI Act 12 – notwithstanding subs. (2) and (3))

Contact Information

If you have questions, contact us at lgs@wisconsin.gov, (608) 266-8618 or (608) 261-5167.



State of Wisconsin • DEPARTMENT OF REVENUE

DIVISION OF STATE AND LOCAL FINANCE • BUREAU OF LOCAL GOVERNMENT SERVICES • 2135 RIMROCK RD MADISON, WI 53713

Mailing Address:
PO Box 8971 #6-97
Madison WI 53708-8971
Fax: (608) 264-6887
lgs@wisconsin.gov

September 13, 2024

HEATHER BAKER
TOWN OF WOLF RIVER
N4393 BLUE GOOSE DR
WHITE LAKE WI 54491

Notice of Shared Revenue – 2025 Original Estimate

Notice Information

The Wisconsin Department of Revenue (DOR) is providing the **estimated** shared revenue amounts your local government will receive in 2025 under current state law for county and municipal aid, supplemental county and municipal aid, utility aid and the expenditure restraint incentive program. This does not include adjustments, shown on the July and November payment notices.

District	TOWN OF WOLF RIVER	County	LANGLADE	Co-muni code	34-034
-----------------	--------------------	---------------	----------	---------------------	--------

Estimate Information

For an explanation of each aid payment listed below, review the additional information in this notice.

2025 Original Estimate	
1. County and municipal aid	\$21,087.66
2. Utility aid	\$0.00
3. Supplemental county and municipal aid	\$44,322.59
4. Expenditure restraint incentive program	\$0.00
5. Total Estimated 2025 Payments (sum of Lines 1-4)	\$65,410.25

Payment Information

Your local government will receive two distributions in 2025 :

- July 28, 2025: 15% of Line 1, 2, and 3 and 100% of Line 4 (*shown above*)
- November 17, 2025: balance of your 2025 aid payments

County and Municipal Aid

Under state law, the county and municipal aid paid to each county and municipality must be equal to the amount determined in 2012 (sec. 79.036, Wis. Stats.) and adjusted for fallen protective services insurance reimbursement (sec. 79.036(4), Wis. Stats.).

County and Municipal Aid Calculation	
1. Prior year county and municipal aid	\$20,615.03
2. Increase due to sales tax revenue, including adjustments (<i>district changes</i>)	\$474.15
3. Fallen protective services insurance adjustment	-\$1.52
4. Fallen protective services insurance reimbursement (<i>reported to DOR</i>)	\$0.00
5. Total County and Municipal Aid (sum of Lines 1-4)	\$21,087.66

Utility Aid

- Under state law, utility aid is distributed to each county and municipality where tax-exempt utility property is located (sec. 79.04, Wis. Stats.)
- Utility companies report utility property information to DOR annually
- DOR uses the provided information to accurately calculate utility aid (*shown below*)

Utility Aid Calculation	
1. Net book value, <i>as of December 31, 2024 (including expected additions/retirements)</i>	\$0.00
2. Total net book value payment	\$0.00
3. Minimum payment	\$0.00
4. Megawatt capacity	0.0
5. Megawatt capacity payment	\$0.00
6. Closed/decommissioned production plant (phased down) payment	\$0.00
7. Subtotal (<i>sum of Lines 2, 3, 5 and 6</i>)	\$0.00
8. Population cap	\$333,625.00
9. Adjusted subtotal (<i>lesser of Line 7 or Line 8</i>)	\$0.00
10. Adjacent site incentive payment	\$0.00
11. Baseload incentive payment	\$0.00
12. Co-generation incentive payment	\$0.00
13. Alternative energy incentive payment	\$0.00
14. Total incentive payments (<i>sum of Lines 10 through 13</i>)	\$0.00
15. Spent nuclear fuel payment	\$0.00
16. Total Utility Aid – this is the utility aid payment listed on the front of the estimate (<i>sum of Lines 9, 14 and 15</i>)	\$0.00

Supplemental County and Municipal Aid

- Under state law, supplemental county and municipal aid paid to each county and municipality is determined by 2023 Wisconsin Act 12 (sec. 79.037, Wis. Stats.)
- For detailed information, review [county and municipal aid spreadsheet](#)

Supplemental County and Municipal Aid Calculation	
1. Prior year supplemental county and municipal aid	\$43,326.09
2. Increase due to sales tax revenue including adjustments (<i>district changes</i>)	\$996.50
3. Total Supplemental County and Municipal Aid (<i>sum of Lines 1 and 2</i>)	\$44,322.59

Expenditure Restraint Incentive Program

- Only municipalities are eligible to receive Expenditure Restraint Incentive Program (ERIP) payments
- Under state law, in 2025, each municipality will receive a payment that is equal to the amount of the payment received by the municipality in 2024 (sec. 79.05(4), Wis. Stats., from 2023 WI Act 12 – notwithstanding subs. (2) and (3))

Contact Information

If you have questions, contact us at lgs@wisconsin.gov, (608) 266-8618 or (608) 261-5167.



State of Wisconsin • DEPARTMENT OF REVENUE

DIVISION OF STATE AND LOCAL FINANCE • BUREAU OF LOCAL GOVERNMENT SERVICES • 2135 RIMROCK RD MADISON, WI 53713

Mailing Address:
PO Box 8971 #6-97
Madison WI 53708-8971
Fax: (608) 264-6887
lgs@wisconsin.gov

September 13, 2024

CAROL BLAWAT
VILLAGE OF WHITE LAKE
PO BOX 8
WHITE LAKE WI 54491-0008

Notice of Shared Revenue – 2025 Original Estimate

Notice Information

The Wisconsin Department of Revenue (DOR) is providing the **estimated** shared revenue amounts your local government will receive in 2025 under current state law for county and municipal aid, supplemental county and municipal aid, utility aid and the expenditure restraint incentive program. This does not include adjustments, shown on the July and November payment notices.

District	VILLAGE OF WHITE LAKE	County	LANGLADE	Co-muni code	34-191
-----------------	-----------------------	---------------	----------	---------------------	--------

Estimate Information

For an explanation of each aid payment listed below, review the additional information in this notice.

2025 Original Estimate	
1. County and municipal aid	\$109,686.36
2. Utility aid	\$0.00
3. Supplemental county and municipal aid	\$35,161.20
4. Expenditure restraint incentive program	\$375.91
5. Total Estimated 2025 Payments (sum of Lines 1-4)	\$145,223.47

Payment Information

Your local government will receive two distributions in 2025 :

- July 28, 2025: 15% of Line 1, 2, and 3 and 100% of Line 4 (*shown above*)
- November 17, 2025: balance of your 2025 aid payments

County and Municipal Aid

Under state law, the county and municipal aid paid to each county and municipality must be equal to the amount determined in 2012 (sec. 79.036, Wis. Stats.) and adjusted for fallen protective services insurance reimbursement (sec. 79.036(4), Wis. Stats.).

County and Municipal Aid Calculation	
1. Prior year county and municipal aid	\$107,228.04
2. Increase due to sales tax revenue, including adjustments (<i>district changes</i>)	\$2,466.24
3. Fallen protective services insurance adjustment	-\$7.92
4. Fallen protective services insurance reimbursement (<i>reported to DOR</i>)	\$0.00
5. Total County and Municipal Aid (sum of Lines 1-4)	\$109,686.36

Utility Aid

- Under state law, utility aid is distributed to each county and municipality where tax-exempt utility property is located (sec. 79.04, Wis. Stats.)
- Utility companies report utility property information to DOR annually
- DOR uses the provided information to accurately calculate utility aid (*shown below*)

Utility Aid Calculation	
1. Net book value, as of December 31, 2024 (including expected additions/retirements)	\$0.00
2. Total net book value payment	\$0.00
3. Minimum payment	\$0.00
4. Megawatt capacity	0.0
5. Megawatt capacity payment	\$0.00
6. Closed/decommissioned production plant (phased down) payment	\$0.00
7. Subtotal (sum of Lines 2, 3, 5 and 6)	\$0.00
8. Population cap	\$109,650.00
9. Adjusted subtotal (lesser of Line 7 or Line 8)	\$0.00
10. Adjacent site incentive payment	\$0.00
11. Baseload incentive payment	\$0.00
12. Co-generation incentive payment	\$0.00
13. Alternative energy incentive payment	\$0.00
14. Total incentive payments (sum of Lines 10 through 13)	\$0.00
15. Spent nuclear fuel payment	\$0.00
16. Total Utility Aid – this is the utility aid payment listed on the front of the estimate (sum of Lines 9, 14 and 15)	\$0.00

Supplemental County and Municipal Aid

- Under state law, supplemental county and municipal aid paid to each county and municipality is determined by 2023 Wisconsin Act 12 (sec. 79.037, Wis. Stats.)
- For detailed information, review [county and municipal aid spreadsheet](#)

Supplemental County and Municipal Aid Calculation	
1. Prior year supplemental county and municipal aid	\$34,370.67
2. Increase due to sales tax revenue including adjustments (district changes)	\$790.53
3. Total Supplemental County and Municipal Aid (sum of Lines 1 and 2)	\$35,161.20

Expenditure Restraint Incentive Program

- Only municipalities are eligible to receive Expenditure Restraint Incentive Program (ERIP) payments
- Under state law, in 2025, each municipality will receive a payment that is equal to the amount of the payment received by the municipality in 2024 (sec. 79.05(4), Wis. Stats., from 2023 WI Act 12 – notwithstanding subs. (2) and (3))

Contact Information

If you have questions, contact us at lgs@wisconsin.gov, (608) 266-8618 or (608) 261-5167.



State of Wisconsin • DEPARTMENT OF REVENUE

DIVISION OF STATE AND LOCAL FINANCE • BUREAU OF LOCAL GOVERNMENT SERVICES • 2135 RIMROCK RD MADISON, WI 53713

Mailing Address:
PO Box 8971 #6-97
Madison WI 53708-8971
Fax: (608) 264-6887
lgs@wisconsin.gov

September 13, 2024

KAYE MATUCHESKI
CITY OF ANTIGO
700 EDISON ST
ANTIGO WI 54409-1955

Notice of Shared Revenue – 2025 Original Estimate

Notice Information

The Wisconsin Department of Revenue (DOR) is providing the **estimated** shared revenue amounts your local government will receive in 2025 under current state law for county and municipal aid, supplemental county and municipal aid, utility aid and the expenditure restraint incentive program. This does not include adjustments, shown on the July and November payment notices.

District	CITY OF ANTIGO	County	LANGLADE	Co-muni code	34-201
-----------------	----------------	---------------	----------	---------------------	--------

Estimate Information

For an explanation of each aid payment listed below, review the additional information in this notice.

2025 Original Estimate	
1. County and municipal aid	\$2,865,189.44
2. Utility aid	\$41,989.95
3. Supplemental county and municipal aid	\$641,480.04
4. Expenditure restraint incentive program	\$131,184.38
5. Total Estimated 2025 Payments (sum of Lines 1-4)	\$3,679,843.81

Payment Information

Your local government will receive two distributions in 2025 :

- July 28, 2025: 15% of Line 1, 2, and 3 and 100% of Line 4 (*shown above*)
- November 17, 2025: balance of your 2025 aid payments

County and Municipal Aid

Under state law, the county and municipal aid paid to each county and municipality must be equal to the amount determined in 2012 (sec. 79.036, Wis. Stats.) and adjusted for fallen protective services insurance reimbursement (sec. 79.036(4), Wis. Stats.).

County and Municipal Aid Calculation	
1. Prior year county and municipal aid	\$2,800,974.05
2. Increase due to sales tax revenue, including adjustments (<i>district changes</i>)	\$64,422.40
3. Fallen protective services insurance adjustment	-\$207.01
4. Fallen protective services insurance reimbursement (<i>reported to DOR</i>)	\$0.00
5. Total County and Municipal Aid (sum of Lines 1-4)	\$2,865,189.44

Utility Aid

- Under state law, utility aid is distributed to each county and municipality where tax-exempt utility property is located (sec. 79.04, Wis. Stats.)
- Utility companies report utility property information to DOR annually
- DOR uses the provided information to accurately calculate utility aid (*shown below*)

Utility Aid Calculation	
1. Net book value, <i>as of December 31, 2024 (including expected additions/retirements)</i>	\$6,998,325.00
2. Total net book value payment	\$41,989.95
3. Minimum payment	\$0.00
4. Megawatt capacity	0.0
5. Megawatt capacity payment	\$0.00
6. Closed/decommissioned production plant (phased down) payment	\$0.00
7. Subtotal (<i>sum of Lines 2, 3, 5 and 6</i>)	\$41,989.95
8. Population cap	\$3,402,975.00
9. Adjusted subtotal (<i>lesser of Line 7 or Line 8</i>)	\$41,989.95
10. Adjacent site incentive payment	\$0.00
11. Baseload incentive payment	\$0.00
12. Co-generation incentive payment	\$0.00
13. Alternative energy incentive payment	\$0.00
14. Total incentive payments (<i>sum of Lines 10 through 13</i>)	\$0.00
15. Spent nuclear fuel payment	\$0.00
16. Total Utility Aid – this is the utility aid payment listed on the front of the estimate (<i>sum of Lines 9, 14 and 15</i>)	\$41,989.95

Supplemental County and Municipal Aid

- Under state law, supplemental county and municipal aid paid to each county and municipality is determined by 2023 Wisconsin Act 12 (sec. 79.037, Wis. Stats.)
- For detailed information, review [county and municipal aid spreadsheet](#)

Supplemental County and Municipal Aid Calculation	
1. Prior year supplemental county and municipal aid	\$627,057.71
2. Increase due to sales tax revenue including adjustments (<i>district changes</i>)	\$14,422.33
3. Total Supplemental County and Municipal Aid (<i>sum of Lines 1 and 2</i>)	\$641,480.04

Expenditure Restraint Incentive Program

- Only municipalities are eligible to receive Expenditure Restraint Incentive Program (ERIP) payments
- Under state law, in 2025, each municipality will receive a payment that is equal to the amount of the payment received by the municipality in 2024 (sec. 79.05(4), Wis. Stats., from 2023 WI Act 12 – notwithstanding subs. (2) and (3))

Contact Information

If you have questions, contact us at lgs@wisconsin.gov, (608) 266-8618 or (608) 261-5167.



State of Wisconsin • DEPARTMENT OF REVENUE

DIVISION OF STATE AND LOCAL FINANCE • BUREAU OF LOCAL GOVERNMENT SERVICES • 2135 RIMROCK RD MADISON, WI 53713

Mailing Address:
PO Box 8971 #6-97
Madison WI 53708-8971
Fax: (608) 264-6887
lgs@wisconsin.gov

September 13, 2024

JUDY NAGEL
COUNTY OF LANGLADE
800 CLERMONT ST, ROOM 202
ANTIGO WI 54409-1985

Notice of Shared Revenue – 2025 Original Estimate

Notice Information

The Wisconsin Department of Revenue (DOR) is providing the **estimated** shared revenue amounts your local government will receive in 2025 under current state law for county and municipal aid, supplemental county and municipal aid, utility aid and the expenditure restraint incentive program. This does not include adjustments, shown on the July and November payment notices.

District	COUNTY OF LANGLADE	County	LANGLADE	Co-muni code	34-999
-----------------	--------------------	---------------	----------	---------------------	--------

Estimate Information

For an explanation of each aid payment listed below, review the additional information in this notice.

2025 Original Estimate	
1. County and municipal aid	\$710,323.50
2. Utility aid	\$33,397.89
3. Supplemental county and municipal aid	\$547,388.45
4. Expenditure restraint incentive program	\$0.00
5. Total Estimated 2025 Payments (sum of Lines 1-4)	\$1,291,109.84

Payment Information

Your local government will receive two distributions in 2025 :

- July 28, 2025: 15% of Line 1, 2, and 3 and 100% of Line 4 (*shown above*)
- November 17, 2025: balance of your 2025 aid payments

County and Municipal Aid

Under state law, the county and municipal aid paid to each county and municipality must be equal to the amount determined in 2012 (sec. 79.036, Wis. Stats.) and adjusted for fallen protective services insurance reimbursement (sec. 79.036(4), Wis. Stats.).

County and Municipal Aid Calculation	
1. Prior year county and municipal aid	\$694,403.54
2. Increase due to sales tax revenue, including adjustments (<i>district changes</i>)	\$15,971.28
3. Fallen protective services insurance adjustment	-\$51.32
4. Fallen protective services insurance reimbursement (<i>reported to DOR</i>)	\$0.00
5. Total County and Municipal Aid (sum of Lines 1-4)	\$710,323.50

Utility Aid

- Under state law, utility aid is distributed to each county and municipality where tax-exempt utility property is located (sec. 79.04, Wis. Stats.)
- Utility companies report utility property information to DOR annually
- DOR uses the provided information to accurately calculate utility aid (*shown below*)

Utility Aid Calculation	
1. Net book value, <i>as of December 31, 2024 (including expected additions/retirements)</i>	\$9,065,476.00
2. Total net book value payment	\$33,397.89
3. Minimum payment	\$0.00
4. Megawatt capacity	0.0
5. Megawatt capacity payment	\$0.00
6. Closed/decommissioned production plant (phased down) payment	\$0.00
7. Subtotal (<i>sum of Lines 2, 3, 5 and 6</i>)	\$33,397.89
8. Population cap	\$2,416,375.00
9. Adjusted subtotal (<i>lesser of Line 7 or Line 8</i>)	\$33,397.89
10. Adjacent site incentive payment	\$0.00
11. Baseload incentive payment	\$0.00
12. Co-generation incentive payment	\$0.00
13. Alternative energy incentive payment	\$0.00
14. Total incentive payments (<i>sum of Lines 10 through 13</i>)	\$0.00
15. Spent nuclear fuel payment	\$0.00
16. Total Utility Aid – this is the utility aid payment listed on the front of the estimate (<i>sum of Lines 9, 14 and 15</i>)	\$33,397.89

Supplemental County and Municipal Aid

- Under state law, supplemental county and municipal aid paid to each county and municipality is determined by 2023 Wisconsin Act 12 (sec. 79.037, Wis. Stats.)
- For detailed information, review [county and municipal aid spreadsheet](#)

Supplemental County and Municipal Aid Calculation	
1. Prior year supplemental county and municipal aid	\$535,081.57
2. Increase due to sales tax revenue including adjustments (<i>district changes</i>)	\$12,306.88
3. Total Supplemental County and Municipal Aid (<i>sum of Lines 1 and 2</i>)	\$547,388.45

Expenditure Restraint Incentive Program

- Only municipalities are eligible to receive Expenditure Restraint Incentive Program (ERIP) payments
- Under state law, in 2025, each municipality will receive a payment that is equal to the amount of the payment received by the municipality in 2024 (sec. 79.05(4), Wis. Stats., from 2023 WI Act 12 – notwithstanding subs. (2) and (3))

Contact Information

If you have questions, contact us at lgs@wisconsin.gov, (608) 266-8618 or (608) 261-5167.



State of Wisconsin • DEPARTMENT OF REVENUE

DIVISION OF STATE AND LOCAL FINANCE • BUREAU OF LOCAL GOVERNMENT SERVICES • 2135 RIMROCK RD MADISON, WI 53713

Mailing Address:
PO Box 8971 #6-97
Madison WI 53708-8971
Fax: (608) 264-6887
lgs@wisconsin.gov

September 13, 2024

MEGAN WEBB
TOWN OF BIRCH
PO BOX 71
IRMA WI 54442-0071

Notice of Shared Revenue – 2025 Original Estimate

Notice Information

The Wisconsin Department of Revenue (DOR) is providing the **estimated** shared revenue amounts your local government will receive in 2025 under current state law for county and municipal aid, supplemental county and municipal aid, utility aid and the expenditure restraint incentive program. This does not include adjustments, shown on the July and November payment notices.

District	TOWN OF BIRCH	County	LINCOLN	Co-muni code	35-002
-----------------	---------------	---------------	---------	---------------------	--------

Estimate Information

For an explanation of each aid payment listed below, review the additional information in this notice.

2025 Original Estimate	
1. County and municipal aid	\$33,279.05
2. Utility aid	\$144.77
3. Supplemental county and municipal aid	\$39,493.43
4. Expenditure restraint incentive program	\$0.00
5. Total Estimated 2025 Payments (sum of Lines 1-4)	\$72,917.25

Payment Information

Your local government will receive two distributions in 2025 :

- July 28, 2025: 15% of Line 1, 2, and 3 and 100% of Line 4 (*shown above*)
- November 17, 2025: balance of your 2025 aid payments

County and Municipal Aid

Under state law, the county and municipal aid paid to each county and municipality must be equal to the amount determined in 2012 (sec. 79.036, Wis. Stats.) and adjusted for fallen protective services insurance reimbursement (sec. 79.036(4), Wis. Stats.).

County and Municipal Aid Calculation	
1. Prior year county and municipal aid	\$32,533.19
2. Increase due to sales tax revenue, including adjustments (<i>district changes</i>)	\$748.26
3. Fallen protective services insurance adjustment	-\$2.40
4. Fallen protective services insurance reimbursement (<i>reported to DOR</i>)	\$0.00
5. Total County and Municipal Aid (sum of Lines 1-4)	\$33,279.05

Utility Aid

- Under state law, utility aid is distributed to each county and municipality where tax-exempt utility property is located (sec. 79.04, Wis. Stats.)
- Utility companies report utility property information to DOR annually
- DOR uses the provided information to accurately calculate utility aid (*shown below*)

Utility Aid Calculation	
1. Net book value, <i>as of December 31, 2024 (including expected additions/retirements)</i>	\$48,256.00
2. Total net book value payment	\$144.77
3. Minimum payment	\$0.00
4. Megawatt capacity	0.0
5. Megawatt capacity payment	\$0.00
6. Closed/decommissioned production plant (phased down) payment	\$0.00
7. Subtotal (<i>sum of Lines 2, 3, 5 and 6</i>)	\$144.77
8. Population cap	\$223,550.00
9. Adjusted subtotal (<i>lesser of Line 7 or Line 8</i>)	\$144.77
10. Adjacent site incentive payment	\$0.00
11. Baseload incentive payment	\$0.00
12. Co-generation incentive payment	\$0.00
13. Alternative energy incentive payment	\$0.00
14. Total incentive payments (<i>sum of Lines 10 through 13</i>)	\$0.00
15. Spent nuclear fuel payment	\$0.00
16. Total Utility Aid – this is the utility aid payment listed on the front of the estimate (<i>sum of Lines 9, 14 and 15</i>)	\$144.77

Supplemental County and Municipal Aid

- Under state law, supplemental county and municipal aid paid to each county and municipality is determined by 2023 Wisconsin Act 12 (sec. 79.037, Wis. Stats.)
- For detailed information, review [county and municipal aid spreadsheet](#)

Supplemental County and Municipal Aid Calculation	
1. Prior year supplemental county and municipal aid	\$38,605.50
2. Increase due to sales tax revenue including adjustments (<i>district changes</i>)	\$887.93
3. Total Supplemental County and Municipal Aid (<i>sum of Lines 1 and 2</i>)	\$39,493.43

Expenditure Restraint Incentive Program

- Only municipalities are eligible to receive Expenditure Restraint Incentive Program (ERIP) payments
- Under state law, in 2025, each municipality will receive a payment that is equal to the amount of the payment received by the municipality in 2024 (sec. 79.05(4), Wis. Stats., from 2023 WI Act 12 – notwithstanding subs. (2) and (3))

Contact Information

If you have questions, contact us at lgs@wisconsin.gov, (608) 266-8618 or (608) 261-5167.



State of Wisconsin • DEPARTMENT OF REVENUE

DIVISION OF STATE AND LOCAL FINANCE • BUREAU OF LOCAL GOVERNMENT SERVICES • 2135 RIMROCK RD MADISON, WI 53713

Mailing Address:
PO Box 8971 #6-97
Madison WI 53708-8971
Fax: (608) 264-6887
lgs@wisconsin.gov

September 13, 2024

KARI KISER
TOWN OF BRADLEY
PO BOX 325
TOMAHAWK WI 54487-0325

Notice of Shared Revenue – 2025 Original Estimate

Notice Information

The Wisconsin Department of Revenue (DOR) is providing the **estimated** shared revenue amounts your local government will receive in 2025 under current state law for county and municipal aid, supplemental county and municipal aid, utility aid and the expenditure restraint incentive program. This does not include adjustments, shown on the July and November payment notices.

District	TOWN OF BRADLEY	County	LINCOLN	Co-muni code	35-004
-----------------	-----------------	---------------	---------	---------------------	--------

Estimate Information

For an explanation of each aid payment listed below, review the additional information in this notice.

2025 Original Estimate	
1. County and municipal aid	\$40,690.89
2. Utility aid	\$23,899.12
3. Supplemental county and municipal aid	\$72,198.80
4. Expenditure restraint incentive program	\$0.00
5. Total Estimated 2025 Payments (sum of Lines 1-4)	\$136,788.81

Payment Information

Your local government will receive two distributions in 2025 :

- July 28, 2025: 15% of Line 1, 2, and 3 and 100% of Line 4 (*shown above*)
- November 17, 2025: balance of your 2025 aid payments

County and Municipal Aid

Under state law, the county and municipal aid paid to each county and municipality must be equal to the amount determined in 2012 (sec. 79.036, Wis. Stats.) and adjusted for fallen protective services insurance reimbursement (sec. 79.036(4), Wis. Stats.).

County and Municipal Aid Calculation	
1. Prior year county and municipal aid	\$39,778.92
2. Increase due to sales tax revenue, including adjustments (<i>district changes</i>)	\$914.91
3. Fallen protective services insurance adjustment	-\$2.94
4. Fallen protective services insurance reimbursement (<i>reported to DOR</i>)	\$0.00
5. Total County and Municipal Aid (sum of Lines 1-4)	\$40,690.89

Utility Aid

- Under state law, utility aid is distributed to each county and municipality where tax-exempt utility property is located (sec. 79.04, Wis. Stats.)
- Utility companies report utility property information to DOR annually
- DOR uses the provided information to accurately calculate utility aid (*shown below*)

Utility Aid Calculation	
1. Net book value, <i>as of December 31, 2024 (including expected additions/retirements)</i>	\$6,088,598.00
2. Total net book value payment	\$18,265.79
3. Minimum payment	\$0.00
4. Megawatt capacity	2.6
5. Megawatt capacity payment	\$1,733.33
6. Closed/decommissioned production plant (phased down) payment	\$0.00
7. Subtotal (<i>sum of Lines 2, 3, 5 and 6</i>)	\$19,999.12
8. Population cap	\$1,037,000.00
9. Adjusted subtotal (<i>lesser of Line 7 or Line 8</i>)	\$19,999.12
10. Adjacent site incentive payment	\$0.00
11. Baseload incentive payment	\$0.00
12. Co-generation incentive payment	\$0.00
13. Alternative energy incentive payment	\$3,900.00
14. Total incentive payments (<i>sum of Lines 10 through 13</i>)	\$3,900.00
15. Spent nuclear fuel payment	\$0.00
16. Total Utility Aid – this is the utility aid payment listed on the front of the estimate (<i>sum of Lines 9, 14 and 15</i>)	\$23,899.12

Supplemental County and Municipal Aid

- Under state law, supplemental county and municipal aid paid to each county and municipality is determined by 2023 Wisconsin Act 12 (sec. 79.037, Wis. Stats.)
- For detailed information, review [county and municipal aid spreadsheet](#)

Supplemental County and Municipal Aid Calculation	
1. Prior year supplemental county and municipal aid	\$70,575.56
2. Increase due to sales tax revenue including adjustments (<i>district changes</i>)	\$1,623.24
3. Total Supplemental County and Municipal Aid (<i>sum of Lines 1 and 2</i>)	\$72,198.80

Expenditure Restraint Incentive Program

- Only municipalities are eligible to receive Expenditure Restraint Incentive Program (ERIP) payments
- Under state law, in 2025, each municipality will receive a payment that is equal to the amount of the payment received by the municipality in 2024 (sec. 79.05(4), Wis. Stats., from 2023 WI Act 12 – notwithstanding subs. (2) and (3))

Contact Information

If you have questions, contact us at lgs@wisconsin.gov, (608) 266-8618 or (608) 261-5167.



State of Wisconsin • DEPARTMENT OF REVENUE

DIVISION OF STATE AND LOCAL FINANCE • BUREAU OF LOCAL GOVERNMENT SERVICES • 2135 RIMROCK RD MADISON, WI 53713

Mailing Address:
PO Box 8971 #6-97
Madison WI 53708-8971
Fax: (608) 264-6887
lgs@wisconsin.gov

September 13, 2024

RICK HASS
TOWN OF CORNING
N1428 STRAWBERRY RD
MERRILL WI 54452

Notice of Shared Revenue – 2025 Original Estimate

Notice Information

The Wisconsin Department of Revenue (DOR) is providing the **estimated** shared revenue amounts your local government will receive in 2025 under current state law for county and municipal aid, supplemental county and municipal aid, utility aid and the expenditure restraint incentive program. This does not include adjustments, shown on the July and November payment notices.

District	TOWN OF CORNING	County	LINCOLN	Co-muni code	35-006
-----------------	-----------------	---------------	---------	---------------------	--------

Estimate Information

For an explanation of each aid payment listed below, review the additional information in this notice.

2025 Original Estimate	
1. County and municipal aid	\$30,418.31
2. Utility aid	\$0.00
3. Supplemental county and municipal aid	\$44,958.33
4. Expenditure restraint incentive program	\$0.00
5. Total Estimated 2025 Payments (sum of Lines 1-4)	\$75,376.64

Payment Information

Your local government will receive two distributions in 2025 :

- July 28, 2025: 15% of Line 1, 2, and 3 and 100% of Line 4 (*shown above*)
- November 17, 2025: balance of your 2025 aid payments

County and Municipal Aid

Under state law, the county and municipal aid paid to each county and municipality must be equal to the amount determined in 2012 (sec. 79.036, Wis. Stats.) and adjusted for fallen protective services insurance reimbursement (sec. 79.036(4), Wis. Stats.).

County and Municipal Aid Calculation	
1. Prior year county and municipal aid	\$29,736.57
2. Increase due to sales tax revenue, including adjustments (<i>district changes</i>)	\$683.94
3. Fallen protective services insurance adjustment	-\$2.20
4. Fallen protective services insurance reimbursement (<i>reported to DOR</i>)	\$0.00
5. Total County and Municipal Aid (sum of Lines 1-4)	\$30,418.31

Utility Aid

- Under state law, utility aid is distributed to each county and municipality where tax-exempt utility property is located (sec. 79.04, Wis. Stats.)
- Utility companies report utility property information to DOR annually
- DOR uses the provided information to accurately calculate utility aid (*shown below*)

Utility Aid Calculation	
1. Net book value, <i>as of December 31, 2024 (including expected additions/retirements)</i>	\$0.00
2. Total net book value payment	\$0.00
3. Minimum payment	\$0.00
4. Megawatt capacity	0.0
5. Megawatt capacity payment	\$0.00
6. Closed/decommissioned production plant (phased down) payment	\$0.00
7. Subtotal (<i>sum of Lines 2, 3, 5 and 6</i>)	\$0.00
8. Population cap	\$357,000.00
9. Adjusted subtotal (<i>lesser of Line 7 or Line 8</i>)	\$0.00
10. Adjacent site incentive payment	\$0.00
11. Baseload incentive payment	\$0.00
12. Co-generation incentive payment	\$0.00
13. Alternative energy incentive payment	\$0.00
14. Total incentive payments (<i>sum of Lines 10 through 13</i>)	\$0.00
15. Spent nuclear fuel payment	\$0.00
16. Total Utility Aid – this is the utility aid payment listed on the front of the estimate (<i>sum of Lines 9, 14 and 15</i>)	\$0.00

Supplemental County and Municipal Aid

- Under state law, supplemental county and municipal aid paid to each county and municipality is determined by 2023 Wisconsin Act 12 (sec. 79.037, Wis. Stats.)
- For detailed information, review [county and municipal aid spreadsheet](#)

Supplemental County and Municipal Aid Calculation	
1. Prior year supplemental county and municipal aid	\$43,947.54
2. Increase due to sales tax revenue including adjustments (<i>district changes</i>)	\$1,010.79
3. Total Supplemental County and Municipal Aid (<i>sum of Lines 1 and 2</i>)	\$44,958.33

Expenditure Restraint Incentive Program

- Only municipalities are eligible to receive Expenditure Restraint Incentive Program (ERIP) payments
- Under state law, in 2025, each municipality will receive a payment that is equal to the amount of the payment received by the municipality in 2024 (sec. 79.05(4), Wis. Stats., from 2023 WI Act 12 – notwithstanding subs. (2) and (3))

Contact Information

If you have questions, contact us at lgs@wisconsin.gov, (608) 266-8618 or (608) 261-5167.



State of Wisconsin • DEPARTMENT OF REVENUE

DIVISION OF STATE AND LOCAL FINANCE • BUREAU OF LOCAL GOVERNMENT SERVICES • 2135 RIMROCK RD MADISON, WI 53713

Mailing Address:
PO Box 8971 #6-97
Madison WI 53708-8971
Fax: (608) 264-6887
lgs@wisconsin.gov

September 13, 2024

KRISTY AMENT
TOWN OF HARDING
N2567 COUNTY RD E
MERRILL WI 54452

Notice of Shared Revenue – 2025 Original Estimate

Notice Information

The Wisconsin Department of Revenue (DOR) is providing the **estimated** shared revenue amounts your local government will receive in 2025 under current state law for county and municipal aid, supplemental county and municipal aid, utility aid and the expenditure restraint incentive program. This does not include adjustments, shown on the July and November payment notices.

District	TOWN OF HARDING	County	LINCOLN	Co-muni code	35-008
-----------------	-----------------	---------------	---------	---------------------	--------

Estimate Information

For an explanation of each aid payment listed below, review the additional information in this notice.

2025 Original Estimate	
1. County and municipal aid	\$8,330.68
2. Utility aid	\$0.00
3. Supplemental county and municipal aid	\$37,035.22
4. Expenditure restraint incentive program	\$0.00
5. Total Estimated 2025 Payments (sum of Lines 1-4)	\$45,365.90

Payment Information

Your local government will receive two distributions in 2025 :

- July 28, 2025: 15% of Line 1, 2, and 3 and 100% of Line 4 (*shown above*)
- November 17, 2025: balance of your 2025 aid payments

County and Municipal Aid

Under state law, the county and municipal aid paid to each county and municipality must be equal to the amount determined in 2012 (sec. 79.036, Wis. Stats.) and adjusted for fallen protective services insurance reimbursement (sec. 79.036(4), Wis. Stats.).

County and Municipal Aid Calculation	
1. Prior year county and municipal aid	\$8,143.97
2. Increase due to sales tax revenue, including adjustments (<i>district changes</i>)	\$187.31
3. Fallen protective services insurance adjustment	-\$0.60
4. Fallen protective services insurance reimbursement (<i>reported to DOR</i>)	\$0.00
5. Total County and Municipal Aid (sum of Lines 1-4)	\$8,330.68

Utility Aid

- Under state law, utility aid is distributed to each county and municipality where tax-exempt utility property is located (sec. 79.04, Wis. Stats.)
- Utility companies report utility property information to DOR annually
- DOR uses the provided information to accurately calculate utility aid (*shown below*)

Utility Aid Calculation	
1. Net book value, <i>as of December 31, 2024 (including expected additions/retirements)</i>	\$0.00
2. Total net book value payment	\$0.00
3. Minimum payment	\$0.00
4. Megawatt capacity	0.0
5. Megawatt capacity payment	\$0.00
6. Closed/decommissioned production plant (phased down) payment	\$0.00
7. Subtotal (<i>sum of Lines 2, 3, 5 and 6</i>)	\$0.00
8. Population cap	\$159,375.00
9. Adjusted subtotal (<i>lesser of Line 7 or Line 8</i>)	\$0.00
10. Adjacent site incentive payment	\$0.00
11. Baseload incentive payment	\$0.00
12. Co-generation incentive payment	\$0.00
13. Alternative energy incentive payment	\$0.00
14. Total incentive payments (<i>sum of Lines 10 through 13</i>)	\$0.00
15. Spent nuclear fuel payment	\$0.00
16. Total Utility Aid – this is the utility aid payment listed on the front of the estimate (<i>sum of Lines 9, 14 and 15</i>)	\$0.00

Supplemental County and Municipal Aid

- Under state law, supplemental county and municipal aid paid to each county and municipality is determined by 2023 Wisconsin Act 12 (sec. 79.037, Wis. Stats.)
- For detailed information, review [county and municipal aid spreadsheet](#)

Supplemental County and Municipal Aid Calculation	
1. Prior year supplemental county and municipal aid	\$36,202.56
2. Increase due to sales tax revenue including adjustments (<i>district changes</i>)	\$832.66
3. Total Supplemental County and Municipal Aid (<i>sum of Lines 1 and 2</i>)	\$37,035.22

Expenditure Restraint Incentive Program

- Only municipalities are eligible to receive Expenditure Restraint Incentive Program (ERIP) payments
- Under state law, in 2025, each municipality will receive a payment that is equal to the amount of the payment received by the municipality in 2024 (sec. 79.05(4), Wis. Stats., from 2023 WI Act 12 – notwithstanding subs. (2) and (3))

Contact Information

If you have questions, contact us at lgs@wisconsin.gov, (608) 266-8618 or (608) 261-5167.



State of Wisconsin • DEPARTMENT OF REVENUE

DIVISION OF STATE AND LOCAL FINANCE • BUREAU OF LOCAL GOVERNMENT SERVICES • 2135 RIMROCK RD MADISON, WI 53713

Mailing Address:
PO Box 8971 #6-97
Madison WI 53708-8971
Fax: (608) 264-6887
lgs@wisconsin.gov

September 13, 2024

KATHY VOERMANS
TOWN OF HARRISON
N10455 COUNTY RD D
TOMAHAWK WI 54487

Notice of Shared Revenue – 2025 Original Estimate

Notice Information

The Wisconsin Department of Revenue (DOR) is providing the **estimated** shared revenue amounts your local government will receive in 2025 under current state law for county and municipal aid, supplemental county and municipal aid, utility aid and the expenditure restraint incentive program. This does not include adjustments, shown on the July and November payment notices.

District	TOWN OF HARRISON	County	LINCOLN	Co-muni code	35-010
-----------------	------------------	---------------	---------	---------------------	--------

Estimate Information

For an explanation of each aid payment listed below, review the additional information in this notice.

2025 Original Estimate	
1. County and municipal aid	\$17,783.38
2. Utility aid	\$0.00
3. Supplemental county and municipal aid	\$44,958.33
4. Expenditure restraint incentive program	\$0.00
5. Total Estimated 2025 Payments (sum of Lines 1-4)	\$62,741.71

Payment Information

Your local government will receive two distributions in 2025 :

- July 28, 2025: 15% of Line 1, 2, and 3 and 100% of Line 4 (*shown above*)
- November 17, 2025: balance of your 2025 aid payments

County and Municipal Aid

Under state law, the county and municipal aid paid to each county and municipality must be equal to the amount determined in 2012 (sec. 79.036, Wis. Stats.) and adjusted for fallen protective services insurance reimbursement (sec. 79.036(4), Wis. Stats.).

County and Municipal Aid Calculation	
1. Prior year county and municipal aid	\$17,384.81
2. Increase due to sales tax revenue, including adjustments (<i>district changes</i>)	\$399.85
3. Fallen protective services insurance adjustment	-\$1.28
4. Fallen protective services insurance reimbursement (<i>reported to DOR</i>)	\$0.00
5. Total County and Municipal Aid (sum of Lines 1-4)	\$17,783.38

Utility Aid

- Under state law, utility aid is distributed to each county and municipality where tax-exempt utility property is located (sec. 79.04, Wis. Stats.)
- Utility companies report utility property information to DOR annually
- DOR uses the provided information to accurately calculate utility aid (*shown below*)

Utility Aid Calculation	
1. Net book value, as of December 31, 2024 (including expected additions/retirements)	\$0.00
2. Total net book value payment	\$0.00
3. Minimum payment	\$0.00
4. Megawatt capacity	0.0
5. Megawatt capacity payment	\$0.00
6. Closed/decommissioned production plant (phased down) payment	\$0.00
7. Subtotal (sum of Lines 2, 3, 5 and 6)	\$0.00
8. Population cap	\$352,325.00
9. Adjusted subtotal (lesser of Line 7 or Line 8)	\$0.00
10. Adjacent site incentive payment	\$0.00
11. Baseload incentive payment	\$0.00
12. Co-generation incentive payment	\$0.00
13. Alternative energy incentive payment	\$0.00
14. Total incentive payments (sum of Lines 10 through 13)	\$0.00
15. Spent nuclear fuel payment	\$0.00
16. Total Utility Aid – this is the utility aid payment listed on the front of the estimate (sum of Lines 9, 14 and 15)	\$0.00

Supplemental County and Municipal Aid

- Under state law, supplemental county and municipal aid paid to each county and municipality is determined by 2023 Wisconsin Act 12 (sec. 79.037, Wis. Stats.)
- For detailed information, review [county and municipal aid spreadsheet](#)

Supplemental County and Municipal Aid Calculation	
1. Prior year supplemental county and municipal aid	\$43,947.54
2. Increase due to sales tax revenue including adjustments (<i>district changes</i>)	\$1,010.79
3. Total Supplemental County and Municipal Aid (sum of Lines 1 and 2)	\$44,958.33

Expenditure Restraint Incentive Program

- Only municipalities are eligible to receive Expenditure Restraint Incentive Program (ERIP) payments
- Under state law, in 2025, each municipality will receive a payment that is equal to the amount of the payment received by the municipality in 2024 (sec. 79.05(4), Wis. Stats., from 2023 WI Act 12 – notwithstanding subs. (2) and (3))

Contact Information

If you have questions, contact us at lgs@wisconsin.gov, (608) 266-8618 or (608) 261-5167.



State of Wisconsin • DEPARTMENT OF REVENUE

DIVISION OF STATE AND LOCAL FINANCE • BUREAU OF LOCAL GOVERNMENT SERVICES • 2135 RIMROCK RD MADISON, WI 53713

Mailing Address:
PO Box 8971 #6-97
Madison WI 53708-8971
Fax: (608) 264-6887
lgs@wisconsin.gov

September 13, 2024

GEORGENE LINDEN
TOWN OF KING
W4450 COUNTY ROAD A
TOMAHAWK WI 54487

Notice of Shared Revenue – 2025 Original Estimate

Notice Information

The Wisconsin Department of Revenue (DOR) is providing the **estimated** shared revenue amounts your local government will receive in 2025 under current state law for county and municipal aid, supplemental county and municipal aid, utility aid and the expenditure restraint incentive program. This does not include adjustments, shown on the July and November payment notices.

District	TOWN OF KING	County	LINCOLN	Co-muni code	35-012
-----------------	--------------	---------------	---------	---------------------	--------

Estimate Information

For an explanation of each aid payment listed below, review the additional information in this notice.

2025 Original Estimate	
1. County and municipal aid	\$9,708.22
2. Utility aid	\$562.47
3. Supplemental county and municipal aid	\$47,604.09
4. Expenditure restraint incentive program	\$0.00
5. Total Estimated 2025 Payments (sum of Lines 1-4)	\$57,874.78

Payment Information

Your local government will receive two distributions in 2025 :

- July 28, 2025: 15% of Line 1, 2, and 3 and 100% of Line 4 (*shown above*)
- November 17, 2025: balance of your 2025 aid payments

County and Municipal Aid

Under state law, the county and municipal aid paid to each county and municipality must be equal to the amount determined in 2012 (sec. 79.036, Wis. Stats.) and adjusted for fallen protective services insurance reimbursement (sec. 79.036(4), Wis. Stats.).

County and Municipal Aid Calculation	
1. Prior year county and municipal aid	\$9,490.64
2. Increase due to sales tax revenue, including adjustments (<i>district changes</i>)	\$218.28
3. Fallen protective services insurance adjustment	-\$0.70
4. Fallen protective services insurance reimbursement (<i>reported to DOR</i>)	\$0.00
5. Total County and Municipal Aid (sum of Lines 1-4)	\$9,708.22

Utility Aid

- Under state law, utility aid is distributed to each county and municipality where tax-exempt utility property is located (sec. 79.04, Wis. Stats.)
- Utility companies report utility property information to DOR annually
- DOR uses the provided information to accurately calculate utility aid (*shown below*)

Utility Aid Calculation	
1. Net book value, <i>as of December 31, 2024 (including expected additions/retirements)</i>	\$187,491.00
2. Total net book value payment	\$562.47
3. Minimum payment	\$0.00
4. Megawatt capacity	0.0
5. Megawatt capacity payment	\$0.00
6. Closed/decommissioned production plant (phased down) payment	\$0.00
7. Subtotal (<i>sum of Lines 2, 3, 5 and 6</i>)	\$562.47
8. Population cap	\$423,725.00
9. Adjusted subtotal (<i>lesser of Line 7 or Line 8</i>)	\$562.47
10. Adjacent site incentive payment	\$0.00
11. Baseload incentive payment	\$0.00
12. Co-generation incentive payment	\$0.00
13. Alternative energy incentive payment	\$0.00
14. Total incentive payments (<i>sum of Lines 10 through 13</i>)	\$0.00
15. Spent nuclear fuel payment	\$0.00
16. Total Utility Aid – this is the utility aid payment listed on the front of the estimate (<i>sum of Lines 9, 14 and 15</i>)	\$562.47

Supplemental County and Municipal Aid

- Under state law, supplemental county and municipal aid paid to each county and municipality is determined by 2023 Wisconsin Act 12 (sec. 79.037, Wis. Stats.)
- For detailed information, review [county and municipal aid spreadsheet](#)

Supplemental County and Municipal Aid Calculation	
1. Prior year supplemental county and municipal aid	\$46,533.81
2. Increase due to sales tax revenue including adjustments (<i>district changes</i>)	\$1,070.28
3. Total Supplemental County and Municipal Aid (<i>sum of Lines 1 and 2</i>)	\$47,604.09

Expenditure Restraint Incentive Program

- Only municipalities are eligible to receive Expenditure Restraint Incentive Program (ERIP) payments
- Under state law, in 2025, each municipality will receive a payment that is equal to the amount of the payment received by the municipality in 2024 (sec. 79.05(4), Wis. Stats., from 2023 WI Act 12 – notwithstanding subs. (2) and (3))

Contact Information

If you have questions, contact us at lgs@wisconsin.gov, (608) 266-8618 or (608) 261-5167.



State of Wisconsin • DEPARTMENT OF REVENUE

DIVISION OF STATE AND LOCAL FINANCE • BUREAU OF LOCAL GOVERNMENT SERVICES • 2135 RIMROCK RD MADISON, WI 53713

Mailing Address:
PO Box 8971 #6-97
Madison WI 53708-8971
Fax: (608) 264-6887
lgs@wisconsin.gov

September 13, 2024

MIRIAM FLENGER
TOWN OF MERRILL
W4594 PROGRESS AVE
MERRILL WI 54452-3084

Notice of Shared Revenue – 2025 Original Estimate

Notice Information

The Wisconsin Department of Revenue (DOR) is providing the **estimated** shared revenue amounts your local government will receive in 2025 under current state law for county and municipal aid, supplemental county and municipal aid, utility aid and the expenditure restraint incentive program. This does not include adjustments, shown on the July and November payment notices.

District	TOWN OF MERRILL	County	LINCOLN	Co-muni code	35-014
-----------------	-----------------	---------------	---------	---------------------	--------

Estimate Information

For an explanation of each aid payment listed below, review the additional information in this notice.

2025 Original Estimate	
1. County and municipal aid	\$79,106.59
2. Utility aid	\$852.22
3. Supplemental county and municipal aid	\$80,170.15
4. Expenditure restraint incentive program	\$0.00
5. Total Estimated 2025 Payments (sum of Lines 1-4)	\$160,128.96

Payment Information

Your local government will receive two distributions in 2025 :

- July 28, 2025: 15% of Line 1, 2, and 3 and 100% of Line 4 (*shown above*)
- November 17, 2025: balance of your 2025 aid payments

County and Municipal Aid

Under state law, the county and municipal aid paid to each county and municipality must be equal to the amount determined in 2012 (sec. 79.036, Wis. Stats.) and adjusted for fallen protective services insurance reimbursement (sec. 79.036(4), Wis. Stats.).

County and Municipal Aid Calculation	
1. Prior year county and municipal aid	\$77,333.64
2. Increase due to sales tax revenue, including adjustments (<i>district changes</i>)	\$1,778.67
3. Fallen protective services insurance adjustment	-\$5.72
4. Fallen protective services insurance reimbursement (<i>reported to DOR</i>)	\$0.00
5. Total County and Municipal Aid (sum of Lines 1-4)	\$79,106.59

Utility Aid

- Under state law, utility aid is distributed to each county and municipality where tax-exempt utility property is located (sec. 79.04, Wis. Stats.)
- Utility companies report utility property information to DOR annually
- DOR uses the provided information to accurately calculate utility aid (*shown below*)

Utility Aid Calculation	
1. Net book value, <i>as of December 31, 2024 (including expected additions/retirements)</i>	\$284,074.00
2. Total net book value payment	\$852.22
3. Minimum payment	\$0.00
4. Megawatt capacity	0.0
5. Megawatt capacity payment	\$0.00
6. Closed/decommissioned production plant (phased down) payment	\$0.00
7. Subtotal (<i>sum of Lines 2, 3, 5 and 6</i>)	\$852.22
8. Population cap	\$1,217,200.00
9. Adjusted subtotal (<i>lesser of Line 7 or Line 8</i>)	\$852.22
10. Adjacent site incentive payment	\$0.00
11. Baseload incentive payment	\$0.00
12. Co-generation incentive payment	\$0.00
13. Alternative energy incentive payment	\$0.00
14. Total incentive payments (<i>sum of Lines 10 through 13</i>)	\$0.00
15. Spent nuclear fuel payment	\$0.00
16. Total Utility Aid – this is the utility aid payment listed on the front of the estimate (<i>sum of Lines 9, 14 and 15</i>)	\$852.22

Supplemental County and Municipal Aid

- Under state law, supplemental county and municipal aid paid to each county and municipality is determined by 2023 Wisconsin Act 12 (sec. 79.037, Wis. Stats.)
- For detailed information, review [county and municipal aid spreadsheet](#)

Supplemental County and Municipal Aid Calculation	
1. Prior year supplemental county and municipal aid	\$78,367.69
2. Increase due to sales tax revenue including adjustments (<i>district changes</i>)	\$1,802.46
3. Total Supplemental County and Municipal Aid (<i>sum of Lines 1 and 2</i>)	\$80,170.15

Expenditure Restraint Incentive Program

- Only municipalities are eligible to receive Expenditure Restraint Incentive Program (ERIP) payments
- Under state law, in 2025, each municipality will receive a payment that is equal to the amount of the payment received by the municipality in 2024 (sec. 79.05(4), Wis. Stats., from 2023 WI Act 12 – notwithstanding subs. (2) and (3))

Contact Information

If you have questions, contact us at lgs@wisconsin.gov, (608) 266-8618 or (608) 261-5167.



State of Wisconsin • DEPARTMENT OF REVENUE

DIVISION OF STATE AND LOCAL FINANCE • BUREAU OF LOCAL GOVERNMENT SERVICES • 2135 RIMROCK RD MADISON, WI 53713

Mailing Address:
PO Box 8971 #6-97
Madison WI 53708-8971
Fax: (608) 264-6887
lgs@wisconsin.gov

September 13, 2024

AMANDA HERDT
TOWN OF PINE RIVER
N1823 COUNTY RD X
MERRILL WI 54452

Notice of Shared Revenue – 2025 Original Estimate

Notice Information

The Wisconsin Department of Revenue (DOR) is providing the **estimated** shared revenue amounts your local government will receive in 2025 under current state law for county and municipal aid, supplemental county and municipal aid, utility aid and the expenditure restraint incentive program. This does not include adjustments, shown on the July and November payment notices.

District	TOWN OF PINE RIVER	County	LINCOLN	Co-muni code	35-016
-----------------	--------------------	---------------	---------	---------------------	--------

Estimate Information

For an explanation of each aid payment listed below, review the additional information in this notice.

2025 Original Estimate	
1. County and municipal aid	\$76,646.47
2. Utility aid	\$18,130.29
3. Supplemental county and municipal aid	\$63,090.35
4. Expenditure restraint incentive program	\$0.00
5. Total Estimated 2025 Payments (sum of Lines 1-4)	\$157,867.11

Payment Information

Your local government will receive two distributions in 2025 :

- July 28, 2025: 15% of Line 1, 2, and 3 and 100% of Line 4 (*shown above*)
- November 17, 2025: balance of your 2025 aid payments

County and Municipal Aid

Under state law, the county and municipal aid paid to each county and municipality must be equal to the amount determined in 2012 (sec. 79.036, Wis. Stats.) and adjusted for fallen protective services insurance reimbursement (sec. 79.036(4), Wis. Stats.).

County and Municipal Aid Calculation	
1. Prior year county and municipal aid	\$74,928.65
2. Increase due to sales tax revenue, including adjustments (<i>district changes</i>)	\$1,723.36
3. Fallen protective services insurance adjustment	-\$5.54
4. Fallen protective services insurance reimbursement (<i>reported to DOR</i>)	\$0.00
5. Total County and Municipal Aid (sum of Lines 1-4)	\$76,646.47

Utility Aid

- Under state law, utility aid is distributed to each county and municipality where tax-exempt utility property is located (sec. 79.04, Wis. Stats.)
- Utility companies report utility property information to DOR annually
- DOR uses the provided information to accurately calculate utility aid (*shown below*)

Utility Aid Calculation	
1. Net book value, as of December 31, 2024 (including expected additions/retirements)	\$6,043,429.00
2. Total net book value payment	\$18,130.29
3. Minimum payment	\$0.00
4. Megawatt capacity	0.0
5. Megawatt capacity payment	\$0.00
6. Closed/decommissioned production plant (phased down) payment	\$0.00
7. Subtotal (sum of Lines 2, 3, 5 and 6)	\$18,130.29
8. Population cap	\$790,075.00
9. Adjusted subtotal (lesser of Line 7 or Line 8)	\$18,130.29
10. Adjacent site incentive payment	\$0.00
11. Baseload incentive payment	\$0.00
12. Co-generation incentive payment	\$0.00
13. Alternative energy incentive payment	\$0.00
14. Total incentive payments (sum of Lines 10 through 13)	\$0.00
15. Spent nuclear fuel payment	\$0.00
16. Total Utility Aid – this is the utility aid payment listed on the front of the estimate (sum of Lines 9, 14 and 15)	\$18,130.29

Supplemental County and Municipal Aid

- Under state law, supplemental county and municipal aid paid to each county and municipality is determined by 2023 Wisconsin Act 12 (sec. 79.037, Wis. Stats.)
- For detailed information, review [county and municipal aid spreadsheet](#)

Supplemental County and Municipal Aid Calculation	
1. Prior year supplemental county and municipal aid	\$61,671.90
2. Increase due to sales tax revenue including adjustments (district changes)	\$1,418.45
3. Total Supplemental County and Municipal Aid (sum of Lines 1 and 2)	\$63,090.35

Expenditure Restraint Incentive Program

- Only municipalities are eligible to receive Expenditure Restraint Incentive Program (ERIP) payments
- Under state law, in 2025, each municipality will receive a payment that is equal to the amount of the payment received by the municipality in 2024 (sec. 79.05(4), Wis. Stats., from 2023 WI Act 12 – notwithstanding subs. (2) and (3))

Contact Information

If you have questions, contact us at lgs@wisconsin.gov, (608) 266-8618 or (608) 261-5167.



State of Wisconsin • DEPARTMENT OF REVENUE

DIVISION OF STATE AND LOCAL FINANCE • BUREAU OF LOCAL GOVERNMENT SERVICES • 2135 RIMROCK RD MADISON, WI 53713

Mailing Address:
PO Box 8971 #6-97
Madison WI 53708-8971
Fax: (608) 264-6887
lgs@wisconsin.gov

September 13, 2024

DIANE CHAMBERS
TOWN OF ROCK FALLS
N6306 ROCK FALLS DR
TOMAHAWK WI 54487

Notice of Shared Revenue – 2025 Original Estimate

Notice Information

The Wisconsin Department of Revenue (DOR) is providing the **estimated** shared revenue amounts your local government will receive in 2025 under current state law for county and municipal aid, supplemental county and municipal aid, utility aid and the expenditure restraint incentive program. This does not include adjustments, shown on the July and November payment notices.

District	TOWN OF ROCK FALLS	County	LINCOLN	Co-muni code	35-018
-----------------	--------------------	---------------	---------	---------------------	--------

Estimate Information

For an explanation of each aid payment listed below, review the additional information in this notice.

2025 Original Estimate	
1. County and municipal aid	\$6,971.71
2. Utility aid	\$40,350.97
3. Supplemental county and municipal aid	\$41,676.21
4. Expenditure restraint incentive program	\$0.00
5. Total Estimated 2025 Payments (sum of Lines 1-4)	\$88,998.89

Payment Information

Your local government will receive two distributions in 2025 :

- July 28, 2025: 15% of Line 1, 2, and 3 and 100% of Line 4 (*shown above*)
- November 17, 2025: balance of your 2025 aid payments

County and Municipal Aid

Under state law, the county and municipal aid paid to each county and municipality must be equal to the amount determined in 2012 (sec. 79.036, Wis. Stats.) and adjusted for fallen protective services insurance reimbursement (sec. 79.036(4), Wis. Stats.).

County and Municipal Aid Calculation	
1. Prior year county and municipal aid	\$6,815.45
2. Increase due to sales tax revenue, including adjustments (<i>district changes</i>)	\$156.76
3. Fallen protective services insurance adjustment	-\$0.50
4. Fallen protective services insurance reimbursement (<i>reported to DOR</i>)	\$0.00
5. Total County and Municipal Aid (sum of Lines 1-4)	\$6,971.71

Utility Aid

- Under state law, utility aid is distributed to each county and municipality where tax-exempt utility property is located (sec. 79.04, Wis. Stats.)
- Utility companies report utility property information to DOR annually
- DOR uses the provided information to accurately calculate utility aid (*shown below*)

Utility Aid Calculation	
1. Net book value, <i>as of December 31, 2024 (including expected additions/retirements)</i>	\$1,028,100.00
2. Total net book value payment	\$3,084.30
3. Minimum payment	\$0.00
4. Megawatt capacity	17.2
5. Megawatt capacity payment	\$11,466.67
6. Closed/decommissioned production plant (phased down) payment	\$0.00
7. Subtotal (<i>sum of Lines 2, 3, 5 and 6</i>)	\$14,550.97
8. Population cap	\$271,575.00
9. Adjusted subtotal (<i>lesser of Line 7 or Line 8</i>)	\$14,550.97
10. Adjacent site incentive payment	\$0.00
11. Baseload incentive payment	\$0.00
12. Co-generation incentive payment	\$0.00
13. Alternative energy incentive payment	\$25,800.00
14. Total incentive payments (<i>sum of Lines 10 through 13</i>)	\$25,800.00
15. Spent nuclear fuel payment	\$0.00
16. Total Utility Aid – this is the utility aid payment listed on the front of the estimate (<i>sum of Lines 9, 14 and 15</i>)	\$40,350.97

Supplemental County and Municipal Aid

- Under state law, supplemental county and municipal aid paid to each county and municipality is determined by 2023 Wisconsin Act 12 (sec. 79.037, Wis. Stats.)
- For detailed information, review [county and municipal aid spreadsheet](#)

Supplemental County and Municipal Aid Calculation	
1. Prior year supplemental county and municipal aid	\$40,739.21
2. Increase due to sales tax revenue including adjustments (<i>district changes</i>)	\$937.00
3. Total Supplemental County and Municipal Aid (<i>sum of Lines 1 and 2</i>)	\$41,676.21

Expenditure Restraint Incentive Program

- Only municipalities are eligible to receive Expenditure Restraint Incentive Program (ERIP) payments
- Under state law, in 2025, each municipality will receive a payment that is equal to the amount of the payment received by the municipality in 2024 (sec. 79.05(4), Wis. Stats., from 2023 WI Act 12 – notwithstanding subs. (2) and (3))

Contact Information

If you have questions, contact us at lgs@wisconsin.gov, (608) 266-8618 or (608) 261-5167.



State of Wisconsin • DEPARTMENT OF REVENUE

DIVISION OF STATE AND LOCAL FINANCE • BUREAU OF LOCAL GOVERNMENT SERVICES • 2135 RIMROCK RD MADISON, WI 53713

Mailing Address:
PO Box 8971 #6-97
Madison WI 53708-8971
Fax: (608) 264-6887
lgs@wisconsin.gov

September 13, 2024

AMY BROWN
TOWN OF RUSSELL
N5410 STATE HWY 17
GLEASON WI 54435

Notice of Shared Revenue – 2025 Original Estimate

Notice Information

The Wisconsin Department of Revenue (DOR) is providing the **estimated** shared revenue amounts your local government will receive in 2025 under current state law for county and municipal aid, supplemental county and municipal aid, utility aid and the expenditure restraint incentive program. This does not include adjustments, shown on the July and November payment notices.

District	TOWN OF RUSSELL	County	LINCOLN	Co-muni code	35-020
-----------------	-----------------	---------------	---------	---------------------	--------

Estimate Information

For an explanation of each aid payment listed below, review the additional information in this notice.

2025 Original Estimate	
1. County and municipal aid	\$47,146.62
2. Utility aid	\$0.00
3. Supplemental county and municipal aid	\$42,690.15
4. Expenditure restraint incentive program	\$0.00
5. Total Estimated 2025 Payments (sum of Lines 1-4)	\$89,836.77

Payment Information

Your local government will receive two distributions in 2025 :

- July 28, 2025: 15% of Line 1, 2, and 3 and 100% of Line 4 (*shown above*)
- November 17, 2025: balance of your 2025 aid payments

County and Municipal Aid

Under state law, the county and municipal aid paid to each county and municipality must be equal to the amount determined in 2012 (sec. 79.036, Wis. Stats.) and adjusted for fallen protective services insurance reimbursement (sec. 79.036(4), Wis. Stats.).

County and Municipal Aid Calculation	
1. Prior year county and municipal aid	\$46,089.96
2. Increase due to sales tax revenue, including adjustments (<i>district changes</i>)	\$1,060.07
3. Fallen protective services insurance adjustment	-\$3.41
4. Fallen protective services insurance reimbursement (<i>reported to DOR</i>)	\$0.00
5. Total County and Municipal Aid (sum of Lines 1-4)	\$47,146.62

Utility Aid

- Under state law, utility aid is distributed to each county and municipality where tax-exempt utility property is located (sec. 79.04, Wis. Stats.)
- Utility companies report utility property information to DOR annually
- DOR uses the provided information to accurately calculate utility aid (*shown below*)

Utility Aid Calculation	
1. Net book value, <i>as of December 31, 2024 (including expected additions/retirements)</i>	\$0.00
2. Total net book value payment	\$0.00
3. Minimum payment	\$0.00
4. Megawatt capacity	0.0
5. Megawatt capacity payment	\$0.00
6. Closed/decommissioned production plant (phased down) payment	\$0.00
7. Subtotal (<i>sum of Lines 2, 3, 5 and 6</i>)	\$0.00
8. Population cap	\$294,950.00
9. Adjusted subtotal (<i>lesser of Line 7 or Line 8</i>)	\$0.00
10. Adjacent site incentive payment	\$0.00
11. Baseload incentive payment	\$0.00
12. Co-generation incentive payment	\$0.00
13. Alternative energy incentive payment	\$0.00
14. Total incentive payments (<i>sum of Lines 10 through 13</i>)	\$0.00
15. Spent nuclear fuel payment	\$0.00
16. Total Utility Aid – this is the utility aid payment listed on the front of the estimate (<i>sum of Lines 9, 14 and 15</i>)	\$0.00

Supplemental County and Municipal Aid

- Under state law, supplemental county and municipal aid paid to each county and municipality is determined by 2023 Wisconsin Act 12 (sec. 79.037, Wis. Stats.)
- For detailed information, review [county and municipal aid spreadsheet](#)

Supplemental County and Municipal Aid Calculation	
1. Prior year supplemental county and municipal aid	\$41,730.35
2. Increase due to sales tax revenue including adjustments (<i>district changes</i>)	\$959.80
3. Total Supplemental County and Municipal Aid (<i>sum of Lines 1 and 2</i>)	\$42,690.15

Expenditure Restraint Incentive Program

- Only municipalities are eligible to receive Expenditure Restraint Incentive Program (ERIP) payments
- Under state law, in 2025, each municipality will receive a payment that is equal to the amount of the payment received by the municipality in 2024 (sec. 79.05(4), Wis. Stats., from 2023 WI Act 12 – notwithstanding subs. (2) and (3))

Contact Information

If you have questions, contact us at lgs@wisconsin.gov, (608) 266-8618 or (608) 261-5167.



State of Wisconsin • DEPARTMENT OF REVENUE

DIVISION OF STATE AND LOCAL FINANCE • BUREAU OF LOCAL GOVERNMENT SERVICES • 2135 RIMROCK RD MADISON, WI 53713

Mailing Address:
PO Box 8971 #6-97
Madison WI 53708-8971
Fax: (608) 264-6887
lgs@wisconsin.gov

September 13, 2024

BECKY DALLMAN
TOWN OF SCHLEY
W1981 HEINEMAN RD
MERRILL WI 54452

Notice of Shared Revenue – 2025 Original Estimate

Notice Information

The Wisconsin Department of Revenue (DOR) is providing the **estimated** shared revenue amounts your local government will receive in 2025 under current state law for county and municipal aid, supplemental county and municipal aid, utility aid and the expenditure restraint incentive program. This does not include adjustments, shown on the July and November payment notices.

District	TOWN OF SCHLEY	County	LINCOLN	Co-muni code	35-022
-----------------	----------------	---------------	---------	---------------------	--------

Estimate Information

For an explanation of each aid payment listed below, review the additional information in this notice.

2025 Original Estimate	
1. County and municipal aid	\$26,914.33
2. Utility aid	\$0.00
3. Supplemental county and municipal aid	\$47,346.40
4. Expenditure restraint incentive program	\$0.00
5. Total Estimated 2025 Payments (sum of Lines 1-4)	\$74,260.73

Payment Information

Your local government will receive two distributions in 2025 :

- July 28, 2025: 15% of Line 1, 2, and 3 and 100% of Line 4 (*shown above*)
- November 17, 2025: balance of your 2025 aid payments

County and Municipal Aid

Under state law, the county and municipal aid paid to each county and municipality must be equal to the amount determined in 2012 (sec. 79.036, Wis. Stats.) and adjusted for fallen protective services insurance reimbursement (sec. 79.036(4), Wis. Stats.).

County and Municipal Aid Calculation	
1. Prior year county and municipal aid	\$26,311.11
2. Increase due to sales tax revenue, including adjustments (<i>district changes</i>)	\$605.16
3. Fallen protective services insurance adjustment	-\$1.94
4. Fallen protective services insurance reimbursement (<i>reported to DOR</i>)	\$0.00
5. Total County and Municipal Aid (sum of Lines 1-4)	\$26,914.33

Utility Aid

- Under state law, utility aid is distributed to each county and municipality where tax-exempt utility property is located (sec. 79.04, Wis. Stats.)
- Utility companies report utility property information to DOR annually
- DOR uses the provided information to accurately calculate utility aid (*shown below*)

Utility Aid Calculation	
1. Net book value, <i>as of December 31, 2024 (including expected additions/retirements)</i>	\$0.00
2. Total net book value payment	\$0.00
3. Minimum payment	\$0.00
4. Megawatt capacity	0.0
5. Megawatt capacity payment	\$0.00
6. Closed/decommissioned production plant (phased down) payment	\$0.00
7. Subtotal (<i>sum of Lines 2, 3, 5 and 6</i>)	\$0.00
8. Population cap	\$410,125.00
9. Adjusted subtotal (<i>lesser of Line 7 or Line 8</i>)	\$0.00
10. Adjacent site incentive payment	\$0.00
11. Baseload incentive payment	\$0.00
12. Co-generation incentive payment	\$0.00
13. Alternative energy incentive payment	\$0.00
14. Total incentive payments (<i>sum of Lines 10 through 13</i>)	\$0.00
15. Spent nuclear fuel payment	\$0.00
16. Total Utility Aid – this is the utility aid payment listed on the front of the estimate (<i>sum of Lines 9, 14 and 15</i>)	\$0.00

Supplemental County and Municipal Aid

- Under state law, supplemental county and municipal aid paid to each county and municipality is determined by 2023 Wisconsin Act 12 (sec. 79.037, Wis. Stats.)
- For detailed information, review [county and municipal aid spreadsheet](#)

Supplemental County and Municipal Aid Calculation	
1. Prior year supplemental county and municipal aid	\$46,281.92
2. Increase due to sales tax revenue including adjustments (<i>district changes</i>)	\$1,064.48
3. Total Supplemental County and Municipal Aid (<i>sum of Lines 1 and 2</i>)	\$47,346.40

Expenditure Restraint Incentive Program

- Only municipalities are eligible to receive Expenditure Restraint Incentive Program (ERIP) payments
- Under state law, in 2025, each municipality will receive a payment that is equal to the amount of the payment received by the municipality in 2024 (sec. 79.05(4), Wis. Stats., from 2023 WI Act 12 – notwithstanding subs. (2) and (3))

Contact Information

If you have questions, contact us at lgs@wisconsin.gov, (608) 266-8618 or (608) 261-5167.



State of Wisconsin • DEPARTMENT OF REVENUE

DIVISION OF STATE AND LOCAL FINANCE • BUREAU OF LOCAL GOVERNMENT SERVICES • 2135 RIMROCK RD MADISON, WI 53713

Mailing Address:
PO Box 8971 #6-97
Madison WI 53708-8971
Fax: (608) 264-6887
lgs@wisconsin.gov

September 13, 2024

BONNY GRAAP
TOWN OF SCOTT
W6692 SUNSET DR
MERRILL WI 54452

Notice of Shared Revenue – 2025 Original Estimate

Notice Information

The Wisconsin Department of Revenue (DOR) is providing the **estimated** shared revenue amounts your local government will receive in 2025 under current state law for county and municipal aid, supplemental county and municipal aid, utility aid and the expenditure restraint incentive program. This does not include adjustments, shown on the July and November payment notices.

District	TOWN OF SCOTT	County	LINCOLN	Co-muni code	35-024
-----------------	---------------	---------------	---------	---------------------	--------

Estimate Information

For an explanation of each aid payment listed below, review the additional information in this notice.

2025 Original Estimate	
1. County and municipal aid	\$45,330.19
2. Utility aid	\$0.00
3. Supplemental county and municipal aid	\$54,302.07
4. Expenditure restraint incentive program	\$0.00
5. Total Estimated 2025 Payments (sum of Lines 1-4)	\$99,632.26

Payment Information

Your local government will receive two distributions in 2025 :

- July 28, 2025: 15% of Line 1, 2, and 3 and 100% of Line 4 (*shown above*)
- November 17, 2025: balance of your 2025 aid payments

County and Municipal Aid

Under state law, the county and municipal aid paid to each county and municipality must be equal to the amount determined in 2012 (sec. 79.036, Wis. Stats.) and adjusted for fallen protective services insurance reimbursement (sec. 79.036(4), Wis. Stats.).

County and Municipal Aid Calculation	
1. Prior year county and municipal aid	\$44,314.24
2. Increase due to sales tax revenue, including adjustments (<i>district changes</i>)	\$1,019.23
3. Fallen protective services insurance adjustment	-\$3.28
4. Fallen protective services insurance reimbursement (<i>reported to DOR</i>)	\$0.00
5. Total County and Municipal Aid (sum of Lines 1-4)	\$45,330.19

Utility Aid

- Under state law, utility aid is distributed to each county and municipality where tax-exempt utility property is located (sec. 79.04, Wis. Stats.)
- Utility companies report utility property information to DOR annually
- DOR uses the provided information to accurately calculate utility aid (*shown below*)

Utility Aid Calculation	
1. Net book value, as of December 31, 2024 (including expected additions/retirements)	\$0.00
2. Total net book value payment	\$0.00
3. Minimum payment	\$0.00
4. Megawatt capacity	0.0
5. Megawatt capacity payment	\$0.00
6. Closed/decommissioned production plant (phased down) payment	\$0.00
7. Subtotal (sum of Lines 2, 3, 5 and 6)	\$0.00
8. Population cap	\$585,225.00
9. Adjusted subtotal (lesser of Line 7 or Line 8)	\$0.00
10. Adjacent site incentive payment	\$0.00
11. Baseload incentive payment	\$0.00
12. Co-generation incentive payment	\$0.00
13. Alternative energy incentive payment	\$0.00
14. Total incentive payments (sum of Lines 10 through 13)	\$0.00
15. Spent nuclear fuel payment	\$0.00
16. Total Utility Aid – this is the utility aid payment listed on the front of the estimate (sum of Lines 9, 14 and 15)	\$0.00

Supplemental County and Municipal Aid

- Under state law, supplemental county and municipal aid paid to each county and municipality is determined by 2023 Wisconsin Act 12 (sec. 79.037, Wis. Stats.)
- For detailed information, review [county and municipal aid spreadsheet](#)

Supplemental County and Municipal Aid Calculation	
1. Prior year supplemental county and municipal aid	\$53,081.20
2. Increase due to sales tax revenue including adjustments (district changes)	\$1,220.87
3. Total Supplemental County and Municipal Aid (sum of Lines 1 and 2)	\$54,302.07

Expenditure Restraint Incentive Program

- Only municipalities are eligible to receive Expenditure Restraint Incentive Program (ERIP) payments
- Under state law, in 2025, each municipality will receive a payment that is equal to the amount of the payment received by the municipality in 2024 (sec. 79.05(4), Wis. Stats., from 2023 WI Act 12 – notwithstanding subs. (2) and (3))

Contact Information

If you have questions, contact us at lgs@wisconsin.gov, (608) 266-8618 or (608) 261-5167.



State of Wisconsin • DEPARTMENT OF REVENUE

DIVISION OF STATE AND LOCAL FINANCE • BUREAU OF LOCAL GOVERNMENT SERVICES • 2135 RIMROCK RD MADISON, WI 53713

Mailing Address:
PO Box 8971 #6-97
Madison WI 53708-8971
Fax: (608) 264-6887
lgs@wisconsin.gov

September 13, 2024

LOYETTA GITTER
TOWN OF SKANAWAN
W3294 STEVENSON RD
IRMA WI 54442-9705

Notice of Shared Revenue – 2025 Original Estimate

Notice Information

The Wisconsin Department of Revenue (DOR) is providing the **estimated** shared revenue amounts your local government will receive in 2025 under current state law for county and municipal aid, supplemental county and municipal aid, utility aid and the expenditure restraint incentive program. This does not include adjustments, shown on the July and November payment notices.

District	TOWN OF SKANAWAN	County	LINCOLN	Co-muni code	35-026
-----------------	------------------	---------------	---------	---------------------	--------

Estimate Information

For an explanation of each aid payment listed below, review the additional information in this notice.

2025 Original Estimate	
1. County and municipal aid	\$5,675.36
2. Utility aid	\$0.00
3. Supplemental county and municipal aid	\$37,344.68
4. Expenditure restraint incentive program	\$0.00
5. Total Estimated 2025 Payments (sum of Lines 1-4)	\$43,020.04

Payment Information

Your local government will receive two distributions in 2025 :

- July 28, 2025: 15% of Line 1, 2, and 3 and 100% of Line 4 (*shown above*)
- November 17, 2025: balance of your 2025 aid payments

County and Municipal Aid

Under state law, the county and municipal aid paid to each county and municipality must be equal to the amount determined in 2012 (sec. 79.036, Wis. Stats.) and adjusted for fallen protective services insurance reimbursement (sec. 79.036(4), Wis. Stats.).

County and Municipal Aid Calculation	
1. Prior year county and municipal aid	\$5,548.16
2. Increase due to sales tax revenue, including adjustments (<i>district changes</i>)	\$127.61
3. Fallen protective services insurance adjustment	-\$0.41
4. Fallen protective services insurance reimbursement (<i>reported to DOR</i>)	\$0.00
5. Total County and Municipal Aid (sum of Lines 1-4)	\$5,675.36

Utility Aid

- Under state law, utility aid is distributed to each county and municipality where tax-exempt utility property is located (sec. 79.04, Wis. Stats.)
- Utility companies report utility property information to DOR annually
- DOR uses the provided information to accurately calculate utility aid (*shown below*)

Utility Aid Calculation	
1. Net book value, <i>as of December 31, 2024 (including expected additions/retirements)</i>	\$0.00
2. Total net book value payment	\$0.00
3. Minimum payment	\$0.00
4. Megawatt capacity	0.0
5. Megawatt capacity payment	\$0.00
6. Closed/decommissioned production plant (phased down) payment	\$0.00
7. Subtotal (<i>sum of Lines 2, 3, 5 and 6</i>)	\$0.00
8. Population cap	\$164,900.00
9. Adjusted subtotal (<i>lesser of Line 7 or Line 8</i>)	\$0.00
10. Adjacent site incentive payment	\$0.00
11. Baseload incentive payment	\$0.00
12. Co-generation incentive payment	\$0.00
13. Alternative energy incentive payment	\$0.00
14. Total incentive payments (<i>sum of Lines 10 through 13</i>)	\$0.00
15. Spent nuclear fuel payment	\$0.00
16. Total Utility Aid – this is the utility aid payment listed on the front of the estimate (<i>sum of Lines 9, 14 and 15</i>)	\$0.00

Supplemental County and Municipal Aid

- Under state law, supplemental county and municipal aid paid to each county and municipality is determined by 2023 Wisconsin Act 12 (sec. 79.037, Wis. Stats.)
- For detailed information, review [county and municipal aid spreadsheet](#)

Supplemental County and Municipal Aid Calculation	
1. Prior year supplemental county and municipal aid	\$36,505.06
2. Increase due to sales tax revenue including adjustments (<i>district changes</i>)	\$839.62
3. Total Supplemental County and Municipal Aid (<i>sum of Lines 1 and 2</i>)	\$37,344.68

Expenditure Restraint Incentive Program

- Only municipalities are eligible to receive Expenditure Restraint Incentive Program (ERIP) payments
- Under state law, in 2025, each municipality will receive a payment that is equal to the amount of the payment received by the municipality in 2024 (sec. 79.05(4), Wis. Stats., from 2023 WI Act 12 – notwithstanding subs. (2) and (3))

Contact Information

If you have questions, contact us at lgs@wisconsin.gov, (608) 266-8618 or (608) 261-5167.



State of Wisconsin • DEPARTMENT OF REVENUE

DIVISION OF STATE AND LOCAL FINANCE • BUREAU OF LOCAL GOVERNMENT SERVICES • 2135 RIMROCK RD MADISON, WI 53713

Mailing Address:
PO Box 8971 #6-97
Madison WI 53708-8971
Fax: (608) 264-6887
lgs@wisconsin.gov

September 13, 2024

HEATHER MARHEINE
TOWN OF SOMO
W10655 CARPENTER RD, PO BOX 87
TRIPOLI WI 54564

Notice of Shared Revenue – 2025 Original Estimate

Notice Information

The Wisconsin Department of Revenue (DOR) is providing the **estimated** shared revenue amounts your local government will receive in 2025 under current state law for county and municipal aid, supplemental county and municipal aid, utility aid and the expenditure restraint incentive program. This does not include adjustments, shown on the July and November payment notices.

District	TOWN OF SOMO	County	LINCOLN	Co-muni code	35-028
-----------------	--------------	---------------	---------	---------------------	--------

Estimate Information

For an explanation of each aid payment listed below, review the additional information in this notice.

2025 Original Estimate	
1. County and municipal aid	\$14,402.86
2. Utility aid	\$0.00
3. Supplemental county and municipal aid	\$32,822.60
4. Expenditure restraint incentive program	\$0.00
5. Total Estimated 2025 Payments (sum of Lines 1-4)	\$47,225.46

Payment Information

Your local government will receive two distributions in 2025 :

- July 28, 2025: 15% of Line 1, 2, and 3 and 100% of Line 4 (*shown above*)
- November 17, 2025: balance of your 2025 aid payments

County and Municipal Aid

Under state law, the county and municipal aid paid to each county and municipality must be equal to the amount determined in 2012 (sec. 79.036, Wis. Stats.) and adjusted for fallen protective services insurance reimbursement (sec. 79.036(4), Wis. Stats.).

County and Municipal Aid Calculation	
1. Prior year county and municipal aid	\$14,080.06
2. Increase due to sales tax revenue, including adjustments (<i>district changes</i>)	\$323.84
3. Fallen protective services insurance adjustment	-\$1.04
4. Fallen protective services insurance reimbursement (<i>reported to DOR</i>)	\$0.00
5. Total County and Municipal Aid (sum of Lines 1-4)	\$14,402.86

Utility Aid

- Under state law, utility aid is distributed to each county and municipality where tax-exempt utility property is located (sec. 79.04, Wis. Stats.)
- Utility companies report utility property information to DOR annually
- DOR uses the provided information to accurately calculate utility aid (*shown below*)

Utility Aid Calculation	
1. Net book value, <i>as of December 31, 2024 (including expected additions/retirements)</i>	\$0.00
2. Total net book value payment	\$0.00
3. Minimum payment	\$0.00
4. Megawatt capacity	0.0
5. Megawatt capacity payment	\$0.00
6. Closed/decommissioned production plant (phased down) payment	\$0.00
7. Subtotal (<i>sum of Lines 2, 3, 5 and 6</i>)	\$0.00
8. Population cap	\$53,975.00
9. Adjusted subtotal (<i>lesser of Line 7 or Line 8</i>)	\$0.00
10. Adjacent site incentive payment	\$0.00
11. Baseload incentive payment	\$0.00
12. Co-generation incentive payment	\$0.00
13. Alternative energy incentive payment	\$0.00
14. Total incentive payments (<i>sum of Lines 10 through 13</i>)	\$0.00
15. Spent nuclear fuel payment	\$0.00
16. Total Utility Aid – this is the utility aid payment listed on the front of the estimate (<i>sum of Lines 9, 14 and 15</i>)	\$0.00

Supplemental County and Municipal Aid

- Under state law, supplemental county and municipal aid paid to each county and municipality is determined by 2023 Wisconsin Act 12 (sec. 79.037, Wis. Stats.)
- For detailed information, review [county and municipal aid spreadsheet](#)

Supplemental County and Municipal Aid Calculation	
1. Prior year supplemental county and municipal aid	\$32,084.65
2. Increase due to sales tax revenue including adjustments (<i>district changes</i>)	\$737.95
3. Total Supplemental County and Municipal Aid (<i>sum of Lines 1 and 2</i>)	\$32,822.60

Expenditure Restraint Incentive Program

- Only municipalities are eligible to receive Expenditure Restraint Incentive Program (ERIP) payments
- Under state law, in 2025, each municipality will receive a payment that is equal to the amount of the payment received by the municipality in 2024 (sec. 79.05(4), Wis. Stats., from 2023 WI Act 12 – notwithstanding subs. (2) and (3))

Contact Information

If you have questions, contact us at lgs@wisconsin.gov, (608) 266-8618 or (608) 261-5167.



State of Wisconsin • DEPARTMENT OF REVENUE

DIVISION OF STATE AND LOCAL FINANCE • BUREAU OF LOCAL GOVERNMENT SERVICES • 2135 RIMROCK RD MADISON, WI 53713

Mailing Address:
PO Box 8971 #6-97
Madison WI 53708-8971
Fax: (608) 264-6887
lgs@wisconsin.gov

September 13, 2024

JESSE HOFFMAN
TOWN OF TOMAHAWK
N9048 FOX FARM ROAD
TRIPOLI WI 54564

Notice of Shared Revenue – 2025 Original Estimate

Notice Information

The Wisconsin Department of Revenue (DOR) is providing the **estimated** shared revenue amounts your local government will receive in 2025 under current state law for county and municipal aid, supplemental county and municipal aid, utility aid and the expenditure restraint incentive program. This does not include adjustments, shown on the July and November payment notices.

District	TOWN OF TOMAHAWK	County	LINCOLN	Co-muni code	35-030
-----------------	------------------	---------------	---------	---------------------	--------

Estimate Information

For an explanation of each aid payment listed below, review the additional information in this notice.

2025 Original Estimate	
1. County and municipal aid	\$7,903.15
2. Utility aid	\$0.00
3. Supplemental county and municipal aid	\$38,616.78
4. Expenditure restraint incentive program	\$0.00
5. Total Estimated 2025 Payments (sum of Lines 1-4)	\$46,519.93

Payment Information

Your local government will receive two distributions in 2025 :

- July 28, 2025: 15% of Line 1, 2, and 3 and 100% of Line 4 (*shown above*)
- November 17, 2025: balance of your 2025 aid payments

County and Municipal Aid

Under state law, the county and municipal aid paid to each county and municipality must be equal to the amount determined in 2012 (sec. 79.036, Wis. Stats.) and adjusted for fallen protective services insurance reimbursement (sec. 79.036(4), Wis. Stats.).

County and Municipal Aid Calculation	
1. Prior year county and municipal aid	\$7,726.02
2. Increase due to sales tax revenue, including adjustments (<i>district changes</i>)	\$177.70
3. Fallen protective services insurance adjustment	-\$0.57
4. Fallen protective services insurance reimbursement (<i>reported to DOR</i>)	\$0.00
5. Total County and Municipal Aid (sum of Lines 1-4)	\$7,903.15

Utility Aid

- Under state law, utility aid is distributed to each county and municipality where tax-exempt utility property is located (sec. 79.04, Wis. Stats.)
- Utility companies report utility property information to DOR annually
- DOR uses the provided information to accurately calculate utility aid (*shown below*)

Utility Aid Calculation	
1. Net book value, <i>as of December 31, 2024 (including expected additions/retirements)</i>	\$0.00
2. Total net book value payment	\$0.00
3. Minimum payment	\$0.00
4. Megawatt capacity	0.0
5. Megawatt capacity payment	\$0.00
6. Closed/decommissioned production plant (phased down) payment	\$0.00
7. Subtotal (<i>sum of Lines 2, 3, 5 and 6</i>)	\$0.00
8. Population cap	\$199,750.00
9. Adjusted subtotal (<i>lesser of Line 7 or Line 8</i>)	\$0.00
10. Adjacent site incentive payment	\$0.00
11. Baseload incentive payment	\$0.00
12. Co-generation incentive payment	\$0.00
13. Alternative energy incentive payment	\$0.00
14. Total incentive payments (<i>sum of Lines 10 through 13</i>)	\$0.00
15. Spent nuclear fuel payment	\$0.00
16. Total Utility Aid – this is the utility aid payment listed on the front of the estimate (<i>sum of Lines 9, 14 and 15</i>)	\$0.00

Supplemental County and Municipal Aid

- Under state law, supplemental county and municipal aid paid to each county and municipality is determined by 2023 Wisconsin Act 12 (sec. 79.037, Wis. Stats.)
- For detailed information, review [county and municipal aid spreadsheet](#)

Supplemental County and Municipal Aid Calculation	
1. Prior year supplemental county and municipal aid	\$37,748.56
2. Increase due to sales tax revenue including adjustments (<i>district changes</i>)	\$868.22
3. Total Supplemental County and Municipal Aid (<i>sum of Lines 1 and 2</i>)	\$38,616.78

Expenditure Restraint Incentive Program

- Only municipalities are eligible to receive Expenditure Restraint Incentive Program (ERIP) payments
- Under state law, in 2025, each municipality will receive a payment that is equal to the amount of the payment received by the municipality in 2024 (sec. 79.05(4), Wis. Stats., from 2023 WI Act 12 – notwithstanding subs. (2) and (3))

Contact Information

If you have questions, contact us at lgs@wisconsin.gov, (608) 266-8618 or (608) 261-5167.



State of Wisconsin • DEPARTMENT OF REVENUE

DIVISION OF STATE AND LOCAL FINANCE • BUREAU OF LOCAL GOVERNMENT SERVICES • 2135 RIMROCK RD MADISON, WI 53713

Mailing Address:
PO Box 8971 #6-97
Madison WI 53708-8971
Fax: (608) 264-6887
lgs@wisconsin.gov

September 13, 2024

JANE KACZMAREK
TOWN OF WILSON
PO BOX 566
TOMAHAWK WI 54487

Notice of Shared Revenue – 2025 Original Estimate

Notice Information

The Wisconsin Department of Revenue (DOR) is providing the **estimated** shared revenue amounts your local government will receive in 2025 under current state law for county and municipal aid, supplemental county and municipal aid, utility aid and the expenditure restraint incentive program. This does not include adjustments, shown on the July and November payment notices.

District	TOWN OF WILSON	County	LINCOLN	Co-muni code	35-032
-----------------	----------------	---------------	---------	---------------------	--------

Estimate Information

For an explanation of each aid payment listed below, review the additional information in this notice.

2025 Original Estimate	
1. County and municipal aid	\$4,191.77
2. Utility aid	\$0.00
3. Supplemental county and municipal aid	\$36,210.00
4. Expenditure restraint incentive program	\$0.00
5. Total Estimated 2025 Payments (sum of Lines 1-4)	\$40,401.77

Payment Information

Your local government will receive two distributions in 2025 :

- July 28, 2025: 15% of Line 1, 2, and 3 and 100% of Line 4 (*shown above*)
- November 17, 2025: balance of your 2025 aid payments

County and Municipal Aid

Under state law, the county and municipal aid paid to each county and municipality must be equal to the amount determined in 2012 (sec. 79.036, Wis. Stats.) and adjusted for fallen protective services insurance reimbursement (sec. 79.036(4), Wis. Stats.).

County and Municipal Aid Calculation	
1. Prior year county and municipal aid	\$4,097.82
2. Increase due to sales tax revenue, including adjustments (<i>district changes</i>)	\$94.25
3. Fallen protective services insurance adjustment	-\$0.30
4. Fallen protective services insurance reimbursement (<i>reported to DOR</i>)	\$0.00
5. Total County and Municipal Aid (sum of Lines 1-4)	\$4,191.77

Utility Aid

- Under state law, utility aid is distributed to each county and municipality where tax-exempt utility property is located (sec. 79.04, Wis. Stats.)
- Utility companies report utility property information to DOR annually
- DOR uses the provided information to accurately calculate utility aid (*shown below*)

Utility Aid Calculation	
1. Net book value, <i>as of December 31, 2024 (including expected additions/retirements)</i>	\$0.00
2. Total net book value payment	\$0.00
3. Minimum payment	\$0.00
4. Megawatt capacity	0.0
5. Megawatt capacity payment	\$0.00
6. Closed/decommissioned production plant (phased down) payment	\$0.00
7. Subtotal (<i>sum of Lines 2, 3, 5 and 6</i>)	\$0.00
8. Population cap	\$138,550.00
9. Adjusted subtotal (<i>lesser of Line 7 or Line 8</i>)	\$0.00
10. Adjacent site incentive payment	\$0.00
11. Baseload incentive payment	\$0.00
12. Co-generation incentive payment	\$0.00
13. Alternative energy incentive payment	\$0.00
14. Total incentive payments (<i>sum of Lines 10 through 13</i>)	\$0.00
15. Spent nuclear fuel payment	\$0.00
16. Total Utility Aid – this is the utility aid payment listed on the front of the estimate (<i>sum of Lines 9, 14 and 15</i>)	\$0.00

Supplemental County and Municipal Aid

- Under state law, supplemental county and municipal aid paid to each county and municipality is determined by 2023 Wisconsin Act 12 (sec. 79.037, Wis. Stats.)
- For detailed information, review [county and municipal aid spreadsheet](#)

Supplemental County and Municipal Aid Calculation	
1. Prior year supplemental county and municipal aid	\$35,395.89
2. Increase due to sales tax revenue including adjustments (<i>district changes</i>)	\$814.11
3. Total Supplemental County and Municipal Aid (<i>sum of Lines 1 and 2</i>)	\$36,210.00

Expenditure Restraint Incentive Program

- Only municipalities are eligible to receive Expenditure Restraint Incentive Program (ERIP) payments
- Under state law, in 2025, each municipality will receive a payment that is equal to the amount of the payment received by the municipality in 2024 (sec. 79.05(4), Wis. Stats., from 2023 WI Act 12 – notwithstanding subs. (2) and (3))

Contact Information

If you have questions, contact us at lgs@wisconsin.gov, (608) 266-8618 or (608) 261-5167.



State of Wisconsin • DEPARTMENT OF REVENUE

DIVISION OF STATE AND LOCAL FINANCE • BUREAU OF LOCAL GOVERNMENT SERVICES • 2135 RIMROCK RD MADISON, WI 53713

Mailing Address:
PO Box 8971 #6-97
Madison WI 53708-8971
Fax: (608) 264-6887
lgs@wisconsin.gov

September 13, 2024

LORI ANDERSON-MALM
CITY OF MERRILL
1004 E FIRST ST
MERRILL WI 54452-2560

Notice of Shared Revenue – 2025 Original Estimate

Notice Information

The Wisconsin Department of Revenue (DOR) is providing the **estimated** shared revenue amounts your local government will receive in 2025 under current state law for county and municipal aid, supplemental county and municipal aid, utility aid and the expenditure restraint incentive program. This does not include adjustments, shown on the July and November payment notices.

District	CITY OF MERRILL	County	LINCOLN	Co-muni code	35-251
-----------------	-----------------	---------------	---------	---------------------	--------

Estimate Information

For an explanation of each aid payment listed below, review the additional information in this notice.

2025 Original Estimate	
1. County and municipal aid	\$3,114,755.42
2. Utility aid	\$59,118.43
3. Supplemental county and municipal aid	\$702,087.46
4. Expenditure restraint incentive program	\$298,699.89
5. Total Estimated 2025 Payments (sum of Lines 1-4)	\$4,174,661.20

Payment Information

Your local government will receive two distributions in 2025 :

- July 28, 2025: 15% of Line 1, 2, and 3 and 100% of Line 4 (*shown above*)
- November 17, 2025: balance of your 2025 aid payments

County and Municipal Aid

Under state law, the county and municipal aid paid to each county and municipality must be equal to the amount determined in 2012 (sec. 79.036, Wis. Stats.) and adjusted for fallen protective services insurance reimbursement (sec. 79.036(4), Wis. Stats.).

County and Municipal Aid Calculation	
1. Prior year county and municipal aid	\$3,044,946.69
2. Increase due to sales tax revenue, including adjustments (<i>district changes</i>)	\$70,033.77
3. Fallen protective services insurance adjustment	-\$225.04
4. Fallen protective services insurance reimbursement (<i>reported to DOR</i>)	\$0.00
5. Total County and Municipal Aid (sum of Lines 1-4)	\$3,114,755.42

Utility Aid

- Under state law, utility aid is distributed to each county and municipality where tax-exempt utility property is located (sec. 79.04, Wis. Stats.)
- Utility companies report utility property information to DOR annually
- DOR uses the provided information to accurately calculate utility aid (*shown below*)

Utility Aid Calculation	
1. Net book value, as of December 31, 2024 (including expected additions/retirements)	\$6,783,627.00
2. Total net book value payment	\$40,701.76
3. Minimum payment	\$0.00
4. Megawatt capacity	6.5
5. Megawatt capacity payment	\$8,666.67
6. Closed/decommissioned production plant (phased down) payment	\$0.00
7. Subtotal (sum of Lines 2, 3, 5 and 6)	\$49,368.43
8. Population cap	\$3,993,300.00
9. Adjusted subtotal (lesser of Line 7 or Line 8)	\$49,368.43
10. Adjacent site incentive payment	\$0.00
11. Baseload incentive payment	\$0.00
12. Co-generation incentive payment	\$0.00
13. Alternative energy incentive payment	\$9,750.00
14. Total incentive payments (sum of Lines 10 through 13)	\$9,750.00
15. Spent nuclear fuel payment	\$0.00
16. Total Utility Aid – this is the utility aid payment listed on the front of the estimate (sum of Lines 9, 14 and 15)	\$59,118.43

Supplemental County and Municipal Aid

- Under state law, supplemental county and municipal aid paid to each county and municipality is determined by 2023 Wisconsin Act 12 (sec. 79.037, Wis. Stats.)
- For detailed information, review [county and municipal aid spreadsheet](#)

Supplemental County and Municipal Aid Calculation	
1. Prior year supplemental county and municipal aid	\$686,302.50
2. Increase due to sales tax revenue including adjustments (district changes)	\$15,784.96
3. Total Supplemental County and Municipal Aid (sum of Lines 1 and 2)	\$702,087.46

Expenditure Restraint Incentive Program

- Only municipalities are eligible to receive Expenditure Restraint Incentive Program (ERIP) payments
- Under state law, in 2025, each municipality will receive a payment that is equal to the amount of the payment received by the municipality in 2024 (sec. 79.05(4), Wis. Stats., from 2023 WI Act 12 – notwithstanding subs. (2) and (3))

Contact Information

If you have questions, contact us at lgs@wisconsin.gov, (608) 266-8618 or (608) 261-5167.



State of Wisconsin • DEPARTMENT OF REVENUE

DIVISION OF STATE AND LOCAL FINANCE • BUREAU OF LOCAL GOVERNMENT SERVICES • 2135 RIMROCK RD MADISON, WI 53713

Mailing Address:
PO Box 8971 #6-97
Madison WI 53708-8971
Fax: (608) 264-6887
lgs@wisconsin.gov

September 13, 2024

AMANDA BARTZ
CITY OF TOMAHAWK
PO BOX 469
TOMAHAWK WI 54487-0469

Notice of Shared Revenue – 2025 Original Estimate

Notice Information

The Wisconsin Department of Revenue (DOR) is providing the **estimated** shared revenue amounts your local government will receive in 2025 under current state law for county and municipal aid, supplemental county and municipal aid, utility aid and the expenditure restraint incentive program. This does not include adjustments, shown on the July and November payment notices.

District	CITY OF TOMAHAWK	County	LINCOLN	Co-muni code	35-286
-----------------	------------------	---------------	---------	---------------------	--------

Estimate Information

For an explanation of each aid payment listed below, review the additional information in this notice.

2025 Original Estimate	
1. County and municipal aid	\$627,108.40
2. Utility aid	\$28,525.95
3. Supplemental county and municipal aid	\$125,440.53
4. Expenditure restraint incentive program	\$33,297.12
5. Total Estimated 2025 Payments (sum of Lines 1-4)	\$814,372.00

Payment Information

Your local government will receive two distributions in 2025 :

- July 28, 2025: 15% of Line 1, 2, and 3 and 100% of Line 4 (*shown above*)
- November 17, 2025: balance of your 2025 aid payments

County and Municipal Aid

Under state law, the county and municipal aid paid to each county and municipality must be equal to the amount determined in 2012 (sec. 79.036, Wis. Stats.) and adjusted for fallen protective services insurance reimbursement (sec. 79.036(4), Wis. Stats.).

County and Municipal Aid Calculation	
1. Prior year county and municipal aid	\$613,053.48
2. Increase due to sales tax revenue, including adjustments (<i>district changes</i>)	\$14,100.23
3. Fallen protective services insurance adjustment	-\$45.31
4. Fallen protective services insurance reimbursement (<i>reported to DOR</i>)	\$0.00
5. Total County and Municipal Aid (sum of Lines 1-4)	\$627,108.40

Utility Aid

- Under state law, utility aid is distributed to each county and municipality where tax-exempt utility property is located (sec. 79.04, Wis. Stats.)
- Utility companies report utility property information to DOR annually
- DOR uses the provided information to accurately calculate utility aid (*shown below*)

Utility Aid Calculation	
1. Net book value, <i>as of December 31, 2024 (including expected additions/retirements)</i>	\$4,754,325.00
2. Total net book value payment	\$28,525.95
3. Minimum payment	\$0.00
4. Megawatt capacity	0.0
5. Megawatt capacity payment	\$0.00
6. Closed/decommissioned production plant (phased down) payment	\$0.00
7. Subtotal (<i>sum of Lines 2, 3, 5 and 6</i>)	\$28,525.95
8. Population cap	\$1,464,550.00
9. Adjusted subtotal (<i>lesser of Line 7 or Line 8</i>)	\$28,525.95
10. Adjacent site incentive payment	\$0.00
11. Baseload incentive payment	\$0.00
12. Co-generation incentive payment	\$0.00
13. Alternative energy incentive payment	\$0.00
14. Total incentive payments (<i>sum of Lines 10 through 13</i>)	\$0.00
15. Spent nuclear fuel payment	\$0.00
16. Total Utility Aid – this is the utility aid payment listed on the front of the estimate (<i>sum of Lines 9, 14 and 15</i>)	\$28,525.95

Supplemental County and Municipal Aid

- Under state law, supplemental county and municipal aid paid to each county and municipality is determined by 2023 Wisconsin Act 12 (sec. 79.037, Wis. Stats.)
- For detailed information, review [county and municipal aid spreadsheet](#)

Supplemental County and Municipal Aid Calculation	
1. Prior year supplemental county and municipal aid	\$122,620.26
2. Increase due to sales tax revenue including adjustments (<i>district changes</i>)	\$2,820.27
3. Total Supplemental County and Municipal Aid (<i>sum of Lines 1 and 2</i>)	\$125,440.53

Expenditure Restraint Incentive Program

- Only municipalities are eligible to receive Expenditure Restraint Incentive Program (ERIP) payments
- Under state law, in 2025, each municipality will receive a payment that is equal to the amount of the payment received by the municipality in 2024 (sec. 79.05(4), Wis. Stats., from 2023 WI Act 12 – notwithstanding subs. (2) and (3))

Contact Information

If you have questions, contact us at lgs@wisconsin.gov, (608) 266-8618 or (608) 261-5167.



State of Wisconsin • DEPARTMENT OF REVENUE

DIVISION OF STATE AND LOCAL FINANCE • BUREAU OF LOCAL GOVERNMENT SERVICES • 2135 RIMROCK RD MADISON, WI 53713

Mailing Address:
PO Box 8971 #6-97
Madison WI 53708-8971
Fax: (608) 264-6887
lgs@wisconsin.gov

September 13, 2024

CHRISTOPHER MARLOWE
COUNTY OF LINCOLN
801 N SALES ST STE 201
MERRILL WI 54452-1632

Notice of Shared Revenue – 2025 Original Estimate

Notice Information

The Wisconsin Department of Revenue (DOR) is providing the **estimated** shared revenue amounts your local government will receive in 2025 under current state law for county and municipal aid, supplemental county and municipal aid, utility aid and the expenditure restraint incentive program. This does not include adjustments, shown on the July and November payment notices.

District	COUNTY OF LINCOLN	County	LINCOLN	Co-muni code	35-999
-----------------	-------------------	---------------	---------	---------------------	--------

Estimate Information

For an explanation of each aid payment listed below, review the additional information in this notice.

2025 Original Estimate	
1. County and municipal aid	\$981,178.51
2. Utility aid	\$186,876.88
3. Supplemental county and municipal aid	\$644,791.29
4. Expenditure restraint incentive program	\$0.00
5. Total Estimated 2025 Payments (sum of Lines 1-4)	\$1,812,846.68

Payment Information

Your local government will receive two distributions in 2025 :

- July 28, 2025: 15% of Line 1, 2, and 3 and 100% of Line 4 (*shown above*)
- November 17, 2025: balance of your 2025 aid payments

County and Municipal Aid

Under state law, the county and municipal aid paid to each county and municipality must be equal to the amount determined in 2012 (sec. 79.036, Wis. Stats.) and adjusted for fallen protective services insurance reimbursement (sec. 79.036(4), Wis. Stats.).

County and Municipal Aid Calculation	
1. Prior year county and municipal aid	\$959,188.07
2. Increase due to sales tax revenue, including adjustments (<i>district changes</i>)	\$22,061.33
3. Fallen protective services insurance adjustment	-\$70.89
4. Fallen protective services insurance reimbursement (<i>reported to DOR</i>)	\$0.00
5. Total County and Municipal Aid (sum of Lines 1-4)	\$981,178.51

Utility Aid

- Under state law, utility aid is distributed to each county and municipality where tax-exempt utility property is located (sec. 79.04, Wis. Stats.)
- Utility companies report utility property information to DOR annually
- DOR uses the provided information to accurately calculate utility aid (*shown below*)

Utility Aid Calculation	
1. Net book value, <i>as of December 31, 2024 (including expected additions/retirements)</i>	\$25,217,900.00
2. Total net book value payment	\$116,693.55
3. Minimum payment	\$0.00
4. Megawatt capacity	26.3
5. Megawatt capacity payment	\$30,733.33
6. Closed/decommissioned production plant (phased down) payment	\$0.00
7. Subtotal (<i>sum of Lines 2, 3, 5 and 6</i>)	\$147,426.88
8. Population cap	\$3,569,750.00
9. Adjusted subtotal (<i>lesser of Line 7 or Line 8</i>)	\$147,426.88
10. Adjacent site incentive payment	\$0.00
11. Baseload incentive payment	\$0.00
12. Co-generation incentive payment	\$0.00
13. Alternative energy incentive payment	\$39,450.00
14. Total incentive payments (<i>sum of Lines 10 through 13</i>)	\$39,450.00
15. Spent nuclear fuel payment	\$0.00
16. Total Utility Aid – this is the utility aid payment listed on the front of the estimate (<i>sum of Lines 9, 14 and 15</i>)	\$186,876.88

Supplemental County and Municipal Aid

- Under state law, supplemental county and municipal aid paid to each county and municipality is determined by 2023 Wisconsin Act 12 (sec. 79.037, Wis. Stats.)
- For detailed information, review [county and municipal aid spreadsheet](#)

Supplemental County and Municipal Aid Calculation	
1. Prior year supplemental county and municipal aid	\$630,294.52
2. Increase due to sales tax revenue including adjustments (<i>district changes</i>)	\$14,496.77
3. Total Supplemental County and Municipal Aid (<i>sum of Lines 1 and 2</i>)	\$644,791.29

Expenditure Restraint Incentive Program

- Only municipalities are eligible to receive Expenditure Restraint Incentive Program (ERIP) payments
- Under state law, in 2025, each municipality will receive a payment that is equal to the amount of the payment received by the municipality in 2024 (sec. 79.05(4), Wis. Stats., from 2023 WI Act 12 – notwithstanding subs. (2) and (3))

Contact Information

If you have questions, contact us at lgs@wisconsin.gov, (608) 266-8618 or (608) 261-5167.



State of Wisconsin • DEPARTMENT OF REVENUE

DIVISION OF STATE AND LOCAL FINANCE • BUREAU OF LOCAL GOVERNMENT SERVICES • 2135 RIMROCK RD MADISON, WI 53713

Mailing Address:
PO Box 8971 #6-97
Madison WI 53708-8971
Fax: (608) 264-6887
lgs@wisconsin.gov

September 13, 2024

MARY MUENCH
TOWN OF CATO
2805 N COUNTY RD S
CATO WI 54230

Notice of Shared Revenue – 2025 Original Estimate

Notice Information

The Wisconsin Department of Revenue (DOR) is providing the **estimated** shared revenue amounts your local government will receive in 2025 under current state law for county and municipal aid, supplemental county and municipal aid, utility aid and the expenditure restraint incentive program. This does not include adjustments, shown on the July and November payment notices.

District	TOWN OF CATO	County	MANITOWOC	Co-muni code	36-002
-----------------	--------------	---------------	-----------	---------------------	--------

Estimate Information

For an explanation of each aid payment listed below, review the additional information in this notice.

2025 Original Estimate	
1. County and municipal aid	\$56,279.16
2. Utility aid	\$221.42
3. Supplemental county and municipal aid	\$58,817.07
4. Expenditure restraint incentive program	\$0.00
5. Total Estimated 2025 Payments (sum of Lines 1-4)	\$115,317.65

Payment Information

Your local government will receive two distributions in 2025 :

- July 28, 2025: 15% of Line 1, 2, and 3 and 100% of Line 4 (*shown above*)
- November 17, 2025: balance of your 2025 aid payments

County and Municipal Aid

Under state law, the county and municipal aid paid to each county and municipality must be equal to the amount determined in 2012 (sec. 79.036, Wis. Stats.) and adjusted for fallen protective services insurance reimbursement (sec. 79.036(4), Wis. Stats.).

County and Municipal Aid Calculation	
1. Prior year county and municipal aid	\$55,017.82
2. Increase due to sales tax revenue, including adjustments (<i>district changes</i>)	\$1,265.41
3. Fallen protective services insurance adjustment	-\$4.07
4. Fallen protective services insurance reimbursement (<i>reported to DOR</i>)	\$0.00
5. Total County and Municipal Aid (sum of Lines 1-4)	\$56,279.16

Utility Aid

- Under state law, utility aid is distributed to each county and municipality where tax-exempt utility property is located (sec. 79.04, Wis. Stats.)
- Utility companies report utility property information to DOR annually
- DOR uses the provided information to accurately calculate utility aid (*shown below*)

Utility Aid Calculation	
1. Net book value, as of December 31, 2024 (including expected additions/retirements)	\$73,806.00
2. Total net book value payment	\$221.42
3. Minimum payment	\$0.00
4. Megawatt capacity	0.0
5. Megawatt capacity payment	\$0.00
6. Closed/decommissioned production plant (phased down) payment	\$0.00
7. Subtotal (sum of Lines 2, 3, 5 and 6)	\$221.42
8. Population cap	\$697,425.00
9. Adjusted subtotal (lesser of Line 7 or Line 8)	\$221.42
10. Adjacent site incentive payment	\$0.00
11. Baseload incentive payment	\$0.00
12. Co-generation incentive payment	\$0.00
13. Alternative energy incentive payment	\$0.00
14. Total incentive payments (sum of Lines 10 through 13)	\$0.00
15. Spent nuclear fuel payment	\$0.00
16. Total Utility Aid – this is the utility aid payment listed on the front of the estimate (sum of Lines 9, 14 and 15)	\$221.42

Supplemental County and Municipal Aid

- Under state law, supplemental county and municipal aid paid to each county and municipality is determined by 2023 Wisconsin Act 12 (sec. 79.037, Wis. Stats.)
- For detailed information, review [county and municipal aid spreadsheet](#)

Supplemental County and Municipal Aid Calculation	
1. Prior year supplemental county and municipal aid	\$57,494.69
2. Increase due to sales tax revenue including adjustments (district changes)	\$1,322.38
3. Total Supplemental County and Municipal Aid (sum of Lines 1 and 2)	\$58,817.07

Expenditure Restraint Incentive Program

- Only municipalities are eligible to receive Expenditure Restraint Incentive Program (ERIP) payments
- Under state law, in 2025, each municipality will receive a payment that is equal to the amount of the payment received by the municipality in 2024 (sec. 79.05(4), Wis. Stats., from 2023 WI Act 12 – notwithstanding subs. (2) and (3))

Contact Information

If you have questions, contact us at lgs@wisconsin.gov, (608) 266-8618 or (608) 261-5167.



State of Wisconsin • DEPARTMENT OF REVENUE

DIVISION OF STATE AND LOCAL FINANCE • BUREAU OF LOCAL GOVERNMENT SERVICES • 2135 RIMROCK RD MADISON, WI 53713

Mailing Address:
PO Box 8971 #6-97
Madison WI 53708-8971
Fax: (608) 264-6887
lgs@wisconsin.gov

September 13, 2024

PAULETTE VOGT
TOWN OF CENTERVILLE
8525 CARSTENS LAKE ROAD
MANITOWOC WI 54220

Notice of Shared Revenue – 2025 Original Estimate

Notice Information

The Wisconsin Department of Revenue (DOR) is providing the **estimated** shared revenue amounts your local government will receive in 2025 under current state law for county and municipal aid, supplemental county and municipal aid, utility aid and the expenditure restraint incentive program. This does not include adjustments, shown on the July and November payment notices.

District	TOWN OF CENTERVILLE	County	MANITOWOC	Co-muni code	36-004
-----------------	---------------------	---------------	-----------	---------------------	--------

Estimate Information

For an explanation of each aid payment listed below, review the additional information in this notice.

2025 Original Estimate	
1. County and municipal aid	\$12,595.98
2. Utility aid	\$3.49
3. Supplemental county and municipal aid	\$41,573.09
4. Expenditure restraint incentive program	\$0.00
5. Total Estimated 2025 Payments (sum of Lines 1-4)	\$54,172.56

Payment Information

Your local government will receive two distributions in 2025 :

- July 28, 2025: 15% of Line 1, 2, and 3 and 100% of Line 4 (*shown above*)
- November 17, 2025: balance of your 2025 aid payments

County and Municipal Aid

Under state law, the county and municipal aid paid to each county and municipality must be equal to the amount determined in 2012 (sec. 79.036, Wis. Stats.) and adjusted for fallen protective services insurance reimbursement (sec. 79.036(4), Wis. Stats.).

County and Municipal Aid Calculation	
1. Prior year county and municipal aid	\$12,313.68
2. Increase due to sales tax revenue, including adjustments (<i>district changes</i>)	\$283.21
3. Fallen protective services insurance adjustment	-\$0.91
4. Fallen protective services insurance reimbursement (<i>reported to DOR</i>)	\$0.00
5. Total County and Municipal Aid (sum of Lines 1-4)	\$12,595.98

Utility Aid

- Under state law, utility aid is distributed to each county and municipality where tax-exempt utility property is located (sec. 79.04, Wis. Stats.)
- Utility companies report utility property information to DOR annually
- DOR uses the provided information to accurately calculate utility aid (*shown below*)

Utility Aid Calculation	
1. Net book value, <i>as of December 31, 2024 (including expected additions/retirements)</i>	\$1,164.00
2. Total net book value payment	\$3.49
3. Minimum payment	\$0.00
4. Megawatt capacity	0.0
5. Megawatt capacity payment	\$0.00
6. Closed/decommissioned production plant (phased down) payment	\$0.00
7. Subtotal (<i>sum of Lines 2, 3, 5 and 6</i>)	\$3.49
8. Population cap	\$266,475.00
9. Adjusted subtotal (<i>lesser of Line 7 or Line 8</i>)	\$3.49
10. Adjacent site incentive payment	\$0.00
11. Baseload incentive payment	\$0.00
12. Co-generation incentive payment	\$0.00
13. Alternative energy incentive payment	\$0.00
14. Total incentive payments (<i>sum of Lines 10 through 13</i>)	\$0.00
15. Spent nuclear fuel payment	\$0.00
16. Total Utility Aid – this is the utility aid payment listed on the front of the estimate (<i>sum of Lines 9, 14 and 15</i>)	\$3.49

Supplemental County and Municipal Aid

- Under state law, supplemental county and municipal aid paid to each county and municipality is determined by 2023 Wisconsin Act 12 (sec. 79.037, Wis. Stats.)
- For detailed information, review [county and municipal aid spreadsheet](#)

Supplemental County and Municipal Aid Calculation	
1. Prior year supplemental county and municipal aid	\$40,638.41
2. Increase due to sales tax revenue including adjustments (<i>district changes</i>)	\$934.68
3. Total Supplemental County and Municipal Aid (<i>sum of Lines 1 and 2</i>)	\$41,573.09

Expenditure Restraint Incentive Program

- Only municipalities are eligible to receive Expenditure Restraint Incentive Program (ERIP) payments
- Under state law, in 2025, each municipality will receive a payment that is equal to the amount of the payment received by the municipality in 2024 (sec. 79.05(4), Wis. Stats., from 2023 WI Act 12 – notwithstanding subs. (2) and (3))

Contact Information

If you have questions, contact us at lgs@wisconsin.gov, (608) 266-8618 or (608) 261-5167.



State of Wisconsin • DEPARTMENT OF REVENUE

DIVISION OF STATE AND LOCAL FINANCE • BUREAU OF LOCAL GOVERNMENT SERVICES • 2135 RIMROCK RD MADISON, WI 53713

Mailing Address:
PO Box 8971 #6-97
Madison WI 53708-8971
Fax: (608) 264-6887
lgs@wisconsin.gov

September 13, 2024

SUSAN KORNELY
TOWN OF COOPERSTOWN
15911 COUNTY RD R
MARIBEL WI 54227-9750

Notice of Shared Revenue – 2025 Original Estimate

Notice Information

The Wisconsin Department of Revenue (DOR) is providing the **estimated** shared revenue amounts your local government will receive in 2025 under current state law for county and municipal aid, supplemental county and municipal aid, utility aid and the expenditure restraint incentive program. This does not include adjustments, shown on the July and November payment notices.

District	TOWN OF COOPERSTOWN	County	MANITOWOC	Co-muni code	36-006
-----------------	---------------------	---------------	-----------	---------------------	--------

Estimate Information

For an explanation of each aid payment listed below, review the additional information in this notice.

2025 Original Estimate	
1. County and municipal aid	\$50,523.93
2. Utility aid	\$0.00
3. Supplemental county and municipal aid	\$52,979.90
4. Expenditure restraint incentive program	\$0.00
5. Total Estimated 2025 Payments (sum of Lines 1-4)	\$103,503.83

Payment Information

Your local government will receive two distributions in 2025 :

- July 28, 2025: 15% of Line 1, 2, and 3 and 100% of Line 4 (*shown above*)
- November 17, 2025: balance of your 2025 aid payments

County and Municipal Aid

Under state law, the county and municipal aid paid to each county and municipality must be equal to the amount determined in 2012 (sec. 79.036, Wis. Stats.) and adjusted for fallen protective services insurance reimbursement (sec. 79.036(4), Wis. Stats.).

County and Municipal Aid Calculation	
1. Prior year county and municipal aid	\$49,391.57
2. Increase due to sales tax revenue, including adjustments (<i>district changes</i>)	\$1,136.01
3. Fallen protective services insurance adjustment	-\$3.65
4. Fallen protective services insurance reimbursement (<i>reported to DOR</i>)	\$0.00
5. Total County and Municipal Aid (sum of Lines 1-4)	\$50,523.93

Utility Aid

- Under state law, utility aid is distributed to each county and municipality where tax-exempt utility property is located (sec. 79.04, Wis. Stats.)
- Utility companies report utility property information to DOR annually
- DOR uses the provided information to accurately calculate utility aid (*shown below*)

Utility Aid Calculation	
1. Net book value, <i>as of December 31, 2024 (including expected additions/retirements)</i>	\$0.00
2. Total net book value payment	\$0.00
3. Minimum payment	\$0.00
4. Megawatt capacity	0.0
5. Megawatt capacity payment	\$0.00
6. Closed/decommissioned production plant (phased down) payment	\$0.00
7. Subtotal (<i>sum of Lines 2, 3, 5 and 6</i>)	\$0.00
8. Population cap	\$544,000.00
9. Adjusted subtotal (<i>lesser of Line 7 or Line 8</i>)	\$0.00
10. Adjacent site incentive payment	\$0.00
11. Baseload incentive payment	\$0.00
12. Co-generation incentive payment	\$0.00
13. Alternative energy incentive payment	\$0.00
14. Total incentive payments (<i>sum of Lines 10 through 13</i>)	\$0.00
15. Spent nuclear fuel payment	\$0.00
16. Total Utility Aid – this is the utility aid payment listed on the front of the estimate (<i>sum of Lines 9, 14 and 15</i>)	\$0.00

Supplemental County and Municipal Aid

- Under state law, supplemental county and municipal aid paid to each county and municipality is determined by 2023 Wisconsin Act 12 (sec. 79.037, Wis. Stats.)
- For detailed information, review [county and municipal aid spreadsheet](#)

Supplemental County and Municipal Aid Calculation	
1. Prior year supplemental county and municipal aid	\$51,788.76
2. Increase due to sales tax revenue including adjustments (<i>district changes</i>)	\$1,191.14
3. Total Supplemental County and Municipal Aid (<i>sum of Lines 1 and 2</i>)	\$52,979.90

Expenditure Restraint Incentive Program

- Only municipalities are eligible to receive Expenditure Restraint Incentive Program (ERIP) payments
- Under state law, in 2025, each municipality will receive a payment that is equal to the amount of the payment received by the municipality in 2024 (sec. 79.05(4), Wis. Stats., from 2023 WI Act 12 – notwithstanding subs. (2) and (3))

Contact Information

If you have questions, contact us at lgs@wisconsin.gov, (608) 266-8618 or (608) 261-5167.



State of Wisconsin • DEPARTMENT OF REVENUE

DIVISION OF STATE AND LOCAL FINANCE • BUREAU OF LOCAL GOVERNMENT SERVICES • 2135 RIMROCK RD MADISON, WI 53713

Mailing Address:
PO Box 8971 #6-97
Madison WI 53708-8971
Fax: (608) 264-6887
lgs@wisconsin.gov

September 13, 2024

PAULETTE VOGT
TOWN OF EATON
8525 CARSTENS LAKE RD
MANITOWOC WI 54220-9545

Notice of Shared Revenue – 2025 Original Estimate

Notice Information

The Wisconsin Department of Revenue (DOR) is providing the **estimated** shared revenue amounts your local government will receive in 2025 under current state law for county and municipal aid, supplemental county and municipal aid, utility aid and the expenditure restraint incentive program. This does not include adjustments, shown on the July and November payment notices.

District	TOWN OF EATON	County	MANITOWOC	Co-muni code	36-008
-----------------	---------------	---------------	-----------	---------------------	--------

Estimate Information

For an explanation of each aid payment listed below, review the additional information in this notice.

2025 Original Estimate	
1. County and municipal aid	\$27,567.63
2. Utility aid	\$0.00
3. Supplemental county and municipal aid	\$44,769.33
4. Expenditure restraint incentive program	\$0.00
5. Total Estimated 2025 Payments (sum of Lines 1-4)	\$72,336.96

Payment Information

Your local government will receive two distributions in 2025 :

- July 28, 2025: 15% of Line 1, 2, and 3 and 100% of Line 4 (*shown above*)
- November 17, 2025: balance of your 2025 aid payments

County and Municipal Aid

Under state law, the county and municipal aid paid to each county and municipality must be equal to the amount determined in 2012 (sec. 79.036, Wis. Stats.) and adjusted for fallen protective services insurance reimbursement (sec. 79.036(4), Wis. Stats.).

County and Municipal Aid Calculation	
1. Prior year county and municipal aid	\$26,949.78
2. Increase due to sales tax revenue, including adjustments (<i>district changes</i>)	\$619.84
3. Fallen protective services insurance adjustment	-\$1.99
4. Fallen protective services insurance reimbursement (<i>reported to DOR</i>)	\$0.00
5. Total County and Municipal Aid (sum of Lines 1-4)	\$27,567.63

Utility Aid

- Under state law, utility aid is distributed to each county and municipality where tax-exempt utility property is located (sec. 79.04, Wis. Stats.)
- Utility companies report utility property information to DOR annually
- DOR uses the provided information to accurately calculate utility aid (*shown below*)

Utility Aid Calculation	
1. Net book value, <i>as of December 31, 2024 (including expected additions/retirements)</i>	\$0.00
2. Total net book value payment	\$0.00
3. Minimum payment	\$0.00
4. Megawatt capacity	0.0
5. Megawatt capacity payment	\$0.00
6. Closed/decommissioned production plant (phased down) payment	\$0.00
7. Subtotal (<i>sum of Lines 2, 3, 5 and 6</i>)	\$0.00
8. Population cap	\$345,100.00
9. Adjusted subtotal (<i>lesser of Line 7 or Line 8</i>)	\$0.00
10. Adjacent site incentive payment	\$0.00
11. Baseload incentive payment	\$0.00
12. Co-generation incentive payment	\$0.00
13. Alternative energy incentive payment	\$0.00
14. Total incentive payments (<i>sum of Lines 10 through 13</i>)	\$0.00
15. Spent nuclear fuel payment	\$0.00
16. Total Utility Aid – this is the utility aid payment listed on the front of the estimate (<i>sum of Lines 9, 14 and 15</i>)	\$0.00

Supplemental County and Municipal Aid

- Under state law, supplemental county and municipal aid paid to each county and municipality is determined by 2023 Wisconsin Act 12 (sec. 79.037, Wis. Stats.)
- For detailed information, review [county and municipal aid spreadsheet](#)

Supplemental County and Municipal Aid Calculation	
1. Prior year supplemental county and municipal aid	\$43,762.79
2. Increase due to sales tax revenue including adjustments (<i>district changes</i>)	\$1,006.54
3. Total Supplemental County and Municipal Aid (<i>sum of Lines 1 and 2</i>)	\$44,769.33

Expenditure Restraint Incentive Program

- Only municipalities are eligible to receive Expenditure Restraint Incentive Program (ERIP) payments
- Under state law, in 2025, each municipality will receive a payment that is equal to the amount of the payment received by the municipality in 2024 (sec. 79.05(4), Wis. Stats., from 2023 WI Act 12 – notwithstanding subs. (2) and (3))

Contact Information

If you have questions, contact us at lgs@wisconsin.gov, (608) 266-8618 or (608) 261-5167.



State of Wisconsin • DEPARTMENT OF REVENUE

DIVISION OF STATE AND LOCAL FINANCE • BUREAU OF LOCAL GOVERNMENT SERVICES • 2135 RIMROCK RD MADISON, WI 53713

Mailing Address:
PO Box 8971 #6-97
Madison WI 53708-8971
Fax: (608) 264-6887
lgs@wisconsin.gov

September 13, 2024

CARY NATE
TOWN OF FRANKLIN
16119 TAUS RD
CATO WI 54230-8152

Notice of Shared Revenue – 2025 Original Estimate

Notice Information

The Wisconsin Department of Revenue (DOR) is providing the **estimated** shared revenue amounts your local government will receive in 2025 under current state law for county and municipal aid, supplemental county and municipal aid, utility aid and the expenditure restraint incentive program. This does not include adjustments, shown on the July and November payment notices.

District	TOWN OF FRANKLIN	County	MANITOWOC	Co-muni code	36-010
-----------------	------------------	---------------	-----------	---------------------	--------

Estimate Information

For an explanation of each aid payment listed below, review the additional information in this notice.

2025 Original Estimate	
1. County and municipal aid	\$51,359.55
2. Utility aid	\$41,311.81
3. Supplemental county and municipal aid	\$52,155.64
4. Expenditure restraint incentive program	\$0.00
5. Total Estimated 2025 Payments (sum of Lines 1-4)	\$144,827.00

Payment Information

Your local government will receive two distributions in 2025 :

- July 28, 2025: 15% of Line 1, 2, and 3 and 100% of Line 4 (*shown above*)
- November 17, 2025: balance of your 2025 aid payments

County and Municipal Aid

Under state law, the county and municipal aid paid to each county and municipality must be equal to the amount determined in 2012 (sec. 79.036, Wis. Stats.) and adjusted for fallen protective services insurance reimbursement (sec. 79.036(4), Wis. Stats.).

County and Municipal Aid Calculation	
1. Prior year county and municipal aid	\$50,208.47
2. Increase due to sales tax revenue, including adjustments (<i>district changes</i>)	\$1,154.79
3. Fallen protective services insurance adjustment	-\$3.71
4. Fallen protective services insurance reimbursement (<i>reported to DOR</i>)	\$0.00
5. Total County and Municipal Aid (sum of Lines 1-4)	\$51,359.55

Utility Aid

- Under state law, utility aid is distributed to each county and municipality where tax-exempt utility property is located (sec. 79.04, Wis. Stats.)
- Utility companies report utility property information to DOR annually
- DOR uses the provided information to accurately calculate utility aid (*shown below*)

Utility Aid Calculation	
1. Net book value, as of December 31, 2024 (including expected additions/retirements)	\$13,770,604.00
2. Total net book value payment	\$41,311.81
3. Minimum payment	\$0.00
4. Megawatt capacity	0.0
5. Megawatt capacity payment	\$0.00
6. Closed/decommissioned production plant (phased down) payment	\$0.00
7. Subtotal (sum of Lines 2, 3, 5 and 6)	\$41,311.81
8. Population cap	\$524,875.00
9. Adjusted subtotal (lesser of Line 7 or Line 8)	\$41,311.81
10. Adjacent site incentive payment	\$0.00
11. Baseload incentive payment	\$0.00
12. Co-generation incentive payment	\$0.00
13. Alternative energy incentive payment	\$0.00
14. Total incentive payments (sum of Lines 10 through 13)	\$0.00
15. Spent nuclear fuel payment	\$0.00
16. Total Utility Aid – this is the utility aid payment listed on the front of the estimate (sum of Lines 9, 14 and 15)	\$41,311.81

Supplemental County and Municipal Aid

- Under state law, supplemental county and municipal aid paid to each county and municipality is determined by 2023 Wisconsin Act 12 (sec. 79.037, Wis. Stats.)
- For detailed information, review [county and municipal aid spreadsheet](#)

Supplemental County and Municipal Aid Calculation	
1. Prior year supplemental county and municipal aid	\$50,983.03
2. Increase due to sales tax revenue including adjustments (district changes)	\$1,172.61
3. Total Supplemental County and Municipal Aid (sum of Lines 1 and 2)	\$52,155.64

Expenditure Restraint Incentive Program

- Only municipalities are eligible to receive Expenditure Restraint Incentive Program (ERIP) payments
- Under state law, in 2025, each municipality will receive a payment that is equal to the amount of the payment received by the municipality in 2024 (sec. 79.05(4), Wis. Stats., from 2023 WI Act 12 – notwithstanding subs. (2) and (3))

Contact Information

If you have questions, contact us at lgs@wisconsin.gov, (608) 266-8618 or (608) 261-5167.



State of Wisconsin • DEPARTMENT OF REVENUE

DIVISION OF STATE AND LOCAL FINANCE • BUREAU OF LOCAL GOVERNMENT SERVICES • 2135 RIMROCK RD MADISON, WI 53713

Mailing Address:
PO Box 8971 #6-97
Madison WI 53708-8971
Fax: (608) 264-6887
lgs@wisconsin.gov

September 13, 2024

LINDA HERMAN
TOWN OF GIBSON
2211 ROCKLEDGE RD
MISHICOT WI 54228

Notice of Shared Revenue – 2025 Original Estimate

Notice Information

The Wisconsin Department of Revenue (DOR) is providing the **estimated** shared revenue amounts your local government will receive in 2025 under current state law for county and municipal aid, supplemental county and municipal aid, utility aid and the expenditure restraint incentive program. This does not include adjustments, shown on the July and November payment notices.

District	TOWN OF GIBSON	County	MANITOWOC	Co-muni code	36-012
-----------------	----------------	---------------	-----------	---------------------	--------

Estimate Information

For an explanation of each aid payment listed below, review the additional information in this notice.

2025 Original Estimate	
1. County and municipal aid	\$103,410.98
2. Utility aid	\$0.00
3. Supplemental county and municipal aid	\$53,100.10
4. Expenditure restraint incentive program	\$0.00
5. Total Estimated 2025 Payments (sum of Lines 1-4)	\$156,511.08

Payment Information

Your local government will receive two distributions in 2025 :

- July 28, 2025: 15% of Line 1, 2, and 3 and 100% of Line 4 (*shown above*)
- November 17, 2025: balance of your 2025 aid payments

County and Municipal Aid

Under state law, the county and municipal aid paid to each county and municipality must be equal to the amount determined in 2012 (sec. 79.036, Wis. Stats.) and adjusted for fallen protective services insurance reimbursement (sec. 79.036(4), Wis. Stats.).

County and Municipal Aid Calculation	
1. Prior year county and municipal aid	\$101,093.30
2. Increase due to sales tax revenue, including adjustments (<i>district changes</i>)	\$2,325.15
3. Fallen protective services insurance adjustment	-\$7.47
4. Fallen protective services insurance reimbursement (<i>reported to DOR</i>)	\$0.00
5. Total County and Municipal Aid (sum of Lines 1-4)	\$103,410.98

Utility Aid

- Under state law, utility aid is distributed to each county and municipality where tax-exempt utility property is located (sec. 79.04, Wis. Stats.)
- Utility companies report utility property information to DOR annually
- DOR uses the provided information to accurately calculate utility aid (*shown below*)

Utility Aid Calculation	
1. Net book value, <i>as of December 31, 2024 (including expected additions/retirements)</i>	\$0.00
2. Total net book value payment	\$0.00
3. Minimum payment	\$0.00
4. Megawatt capacity	0.0
5. Megawatt capacity payment	\$0.00
6. Closed/decommissioned production plant (phased down) payment	\$0.00
7. Subtotal (<i>sum of Lines 2, 3, 5 and 6</i>)	\$0.00
8. Population cap	\$549,525.00
9. Adjusted subtotal (<i>lesser of Line 7 or Line 8</i>)	\$0.00
10. Adjacent site incentive payment	\$0.00
11. Baseload incentive payment	\$0.00
12. Co-generation incentive payment	\$0.00
13. Alternative energy incentive payment	\$0.00
14. Total incentive payments (<i>sum of Lines 10 through 13</i>)	\$0.00
15. Spent nuclear fuel payment	\$0.00
16. Total Utility Aid – this is the utility aid payment listed on the front of the estimate (<i>sum of Lines 9, 14 and 15</i>)	\$0.00

Supplemental County and Municipal Aid

- Under state law, supplemental county and municipal aid paid to each county and municipality is determined by 2023 Wisconsin Act 12 (sec. 79.037, Wis. Stats.)
- For detailed information, review [county and municipal aid spreadsheet](#)

Supplemental County and Municipal Aid Calculation	
1. Prior year supplemental county and municipal aid	\$51,906.26
2. Increase due to sales tax revenue including adjustments (<i>district changes</i>)	\$1,193.84
3. Total Supplemental County and Municipal Aid (<i>sum of Lines 1 and 2</i>)	\$53,100.10

Expenditure Restraint Incentive Program

- Only municipalities are eligible to receive Expenditure Restraint Incentive Program (ERIP) payments
- Under state law, in 2025, each municipality will receive a payment that is equal to the amount of the payment received by the municipality in 2024 (sec. 79.05(4), Wis. Stats., from 2023 WI Act 12 – notwithstanding subs. (2) and (3))

Contact Information

If you have questions, contact us at lgs@wisconsin.gov, (608) 266-8618 or (608) 261-5167.



State of Wisconsin • DEPARTMENT OF REVENUE

DIVISION OF STATE AND LOCAL FINANCE • BUREAU OF LOCAL GOVERNMENT SERVICES • 2135 RIMROCK RD MADISON, WI 53713

Mailing Address:
PO Box 8971 #6-97
Madison WI 53708-8971
Fax: (608) 264-6887
lgs@wisconsin.gov

September 13, 2024

DANA TESARIK
TOWN OF KOSSUTH
9913 POLIFKA RD
WHITELAW WI 54247

Notice of Shared Revenue – 2025 Original Estimate

Notice Information

The Wisconsin Department of Revenue (DOR) is providing the **estimated** shared revenue amounts your local government will receive in 2025 under current state law for county and municipal aid, supplemental county and municipal aid, utility aid and the expenditure restraint incentive program. This does not include adjustments, shown on the July and November payment notices.

District	TOWN OF KOSSUTH	County	MANITOWOC	Co-muni code	36-014
-----------------	-----------------	---------------	-----------	---------------------	--------

Estimate Information

For an explanation of each aid payment listed below, review the additional information in this notice.

2025 Original Estimate	
1. County and municipal aid	\$39,097.36
2. Utility aid	\$0.00
3. Supplemental county and municipal aid	\$64,514.48
4. Expenditure restraint incentive program	\$0.00
5. Total Estimated 2025 Payments (sum of Lines 1-4)	\$103,611.84

Payment Information

Your local government will receive two distributions in 2025 :

- July 28, 2025: 15% of Line 1, 2, and 3 and 100% of Line 4 (*shown above*)
- November 17, 2025: balance of your 2025 aid payments

County and Municipal Aid

Under state law, the county and municipal aid paid to each county and municipality must be equal to the amount determined in 2012 (sec. 79.036, Wis. Stats.) and adjusted for fallen protective services insurance reimbursement (sec. 79.036(4), Wis. Stats.).

County and Municipal Aid Calculation	
1. Prior year county and municipal aid	\$38,221.10
2. Increase due to sales tax revenue, including adjustments (<i>district changes</i>)	\$879.08
3. Fallen protective services insurance adjustment	-\$2.82
4. Fallen protective services insurance reimbursement (<i>reported to DOR</i>)	\$0.00
5. Total County and Municipal Aid (sum of Lines 1-4)	\$39,097.36

Utility Aid

- Under state law, utility aid is distributed to each county and municipality where tax-exempt utility property is located (sec. 79.04, Wis. Stats.)
- Utility companies report utility property information to DOR annually
- DOR uses the provided information to accurately calculate utility aid (*shown below*)

Utility Aid Calculation	
1. Net book value, <i>as of December 31, 2024 (including expected additions/retirements)</i>	\$0.00
2. Total net book value payment	\$0.00
3. Minimum payment	\$0.00
4. Megawatt capacity	0.0
5. Megawatt capacity payment	\$0.00
6. Closed/decommissioned production plant (phased down) payment	\$0.00
7. Subtotal (<i>sum of Lines 2, 3, 5 and 6</i>)	\$0.00
8. Population cap	\$835,550.00
9. Adjusted subtotal (<i>lesser of Line 7 or Line 8</i>)	\$0.00
10. Adjacent site incentive payment	\$0.00
11. Baseload incentive payment	\$0.00
12. Co-generation incentive payment	\$0.00
13. Alternative energy incentive payment	\$0.00
14. Total incentive payments (<i>sum of Lines 10 through 13</i>)	\$0.00
15. Spent nuclear fuel payment	\$0.00
16. Total Utility Aid – this is the utility aid payment listed on the front of the estimate (<i>sum of Lines 9, 14 and 15</i>)	\$0.00

Supplemental County and Municipal Aid

- Under state law, supplemental county and municipal aid paid to each county and municipality is determined by 2023 Wisconsin Act 12 (sec. 79.037, Wis. Stats.)
- For detailed information, review [county and municipal aid spreadsheet](#)

Supplemental County and Municipal Aid Calculation	
1. Prior year supplemental county and municipal aid	\$63,064.01
2. Increase due to sales tax revenue including adjustments (<i>district changes</i>)	\$1,450.47
3. Total Supplemental County and Municipal Aid (<i>sum of Lines 1 and 2</i>)	\$64,514.48

Expenditure Restraint Incentive Program

- Only municipalities are eligible to receive Expenditure Restraint Incentive Program (ERIP) payments
- Under state law, in 2025, each municipality will receive a payment that is equal to the amount of the payment received by the municipality in 2024 (sec. 79.05(4), Wis. Stats., from 2023 WI Act 12 – notwithstanding subs. (2) and (3))

Contact Information

If you have questions, contact us at lgs@wisconsin.gov, (608) 266-8618 or (608) 261-5167.



State of Wisconsin • DEPARTMENT OF REVENUE

DIVISION OF STATE AND LOCAL FINANCE • BUREAU OF LOCAL GOVERNMENT SERVICES • 2135 RIMROCK RD MADISON, WI 53713

Mailing Address:
PO Box 8971 #6-97
Madison WI 53708-8971
Fax: (608) 264-6887
lgs@wisconsin.gov

September 13, 2024

PAM PETERSEN
TOWN OF LIBERTY
13812 ENGLISH LAKE RD
VALDERS WI 54245

Notice of Shared Revenue – 2025 Original Estimate

Notice Information

The Wisconsin Department of Revenue (DOR) is providing the **estimated** shared revenue amounts your local government will receive in 2025 under current state law for county and municipal aid, supplemental county and municipal aid, utility aid and the expenditure restraint incentive program. This does not include adjustments, shown on the July and November payment notices.

District	TOWN OF LIBERTY	County	MANITOWOC	Co-muni code	36-016
-----------------	-----------------	---------------	-----------	---------------------	--------

Estimate Information

For an explanation of each aid payment listed below, review the additional information in this notice.

2025 Original Estimate	
1. County and municipal aid	\$28,101.45
2. Utility aid	\$3,518.75
3. Supplemental county and municipal aid	\$52,104.12
4. Expenditure restraint incentive program	\$0.00
5. Total Estimated 2025 Payments (sum of Lines 1-4)	\$83,724.32

Payment Information

Your local government will receive two distributions in 2025 :

- July 28, 2025: 15% of Line 1, 2, and 3 and 100% of Line 4 (*shown above*)
- November 17, 2025: balance of your 2025 aid payments

County and Municipal Aid

Under state law, the county and municipal aid paid to each county and municipality must be equal to the amount determined in 2012 (sec. 79.036, Wis. Stats.) and adjusted for fallen protective services insurance reimbursement (sec. 79.036(4), Wis. Stats.).

County and Municipal Aid Calculation	
1. Prior year county and municipal aid	\$27,471.63
2. Increase due to sales tax revenue, including adjustments (<i>district changes</i>)	\$631.85
3. Fallen protective services insurance adjustment	-\$2.03
4. Fallen protective services insurance reimbursement (<i>reported to DOR</i>)	\$0.00
5. Total County and Municipal Aid (sum of Lines 1-4)	\$28,101.45

Utility Aid

- Under state law, utility aid is distributed to each county and municipality where tax-exempt utility property is located (sec. 79.04, Wis. Stats.)
- Utility companies report utility property information to DOR annually
- DOR uses the provided information to accurately calculate utility aid (*shown below*)

Utility Aid Calculation	
1. Net book value, <i>as of December 31, 2024 (including expected additions/retirements)</i>	\$1,172,918.00
2. Total net book value payment	\$3,518.75
3. Minimum payment	\$0.00
4. Megawatt capacity	0.0
5. Megawatt capacity payment	\$0.00
6. Closed/decommissioned production plant (phased down) payment	\$0.00
7. Subtotal (<i>sum of Lines 2, 3, 5 and 6</i>)	\$3,518.75
8. Population cap	\$524,450.00
9. Adjusted subtotal (<i>lesser of Line 7 or Line 8</i>)	\$3,518.75
10. Adjacent site incentive payment	\$0.00
11. Baseload incentive payment	\$0.00
12. Co-generation incentive payment	\$0.00
13. Alternative energy incentive payment	\$0.00
14. Total incentive payments (<i>sum of Lines 10 through 13</i>)	\$0.00
15. Spent nuclear fuel payment	\$0.00
16. Total Utility Aid – this is the utility aid payment listed on the front of the estimate (<i>sum of Lines 9, 14 and 15</i>)	\$3,518.75

Supplemental County and Municipal Aid

- Under state law, supplemental county and municipal aid paid to each county and municipality is determined by 2023 Wisconsin Act 12 (sec. 79.037, Wis. Stats.)
- For detailed information, review [county and municipal aid spreadsheet](#)

Supplemental County and Municipal Aid Calculation	
1. Prior year supplemental county and municipal aid	\$50,932.67
2. Increase due to sales tax revenue including adjustments (<i>district changes</i>)	\$1,171.45
3. Total Supplemental County and Municipal Aid (<i>sum of Lines 1 and 2</i>)	\$52,104.12

Expenditure Restraint Incentive Program

- Only municipalities are eligible to receive Expenditure Restraint Incentive Program (ERIP) payments
- Under state law, in 2025, each municipality will receive a payment that is equal to the amount of the payment received by the municipality in 2024 (sec. 79.05(4), Wis. Stats., from 2023 WI Act 12 – notwithstanding subs. (2) and (3))

Contact Information

If you have questions, contact us at lgs@wisconsin.gov, (608) 266-8618 or (608) 261-5167.



State of Wisconsin • DEPARTMENT OF REVENUE

DIVISION OF STATE AND LOCAL FINANCE • BUREAU OF LOCAL GOVERNMENT SERVICES • 2135 RIMROCK RD MADISON, WI 53713

Mailing Address:
PO Box 8971 #6-97
Madison WI 53708-8971
Fax: (608) 264-6887
lgs@wisconsin.gov

September 13, 2024

GERALDINE GILBERT
TOWN OF MANITOWOC
1805 LISSA LANE
MANITOWOC WI 54220

Notice of Shared Revenue – 2025 Original Estimate

Notice Information

The Wisconsin Department of Revenue (DOR) is providing the **estimated** shared revenue amounts your local government will receive in 2025 under current state law for county and municipal aid, supplemental county and municipal aid, utility aid and the expenditure restraint incentive program. This does not include adjustments, shown on the July and November payment notices.

District	TOWN OF MANITOWOC	County	MANITOWOC	Co-muni code	36-018
-----------------	-------------------	---------------	-----------	---------------------	--------

Estimate Information

For an explanation of each aid payment listed below, review the additional information in this notice.

2025 Original Estimate	
1. County and municipal aid	\$17,285.15
2. Utility aid	\$944.64
3. Supplemental county and municipal aid	\$49,150.07
4. Expenditure restraint incentive program	\$0.00
5. Total Estimated 2025 Payments (sum of Lines 1-4)	\$67,379.86

Payment Information

Your local government will receive two distributions in 2025 :

- July 28, 2025: 15% of Line 1, 2, and 3 and 100% of Line 4 (*shown above*)
- November 17, 2025: balance of your 2025 aid payments

County and Municipal Aid

Under state law, the county and municipal aid paid to each county and municipality must be equal to the amount determined in 2012 (sec. 79.036, Wis. Stats.) and adjusted for fallen protective services insurance reimbursement (sec. 79.036(4), Wis. Stats.).

County and Municipal Aid Calculation	
1. Prior year county and municipal aid	\$16,897.75
2. Increase due to sales tax revenue, including adjustments (<i>district changes</i>)	\$388.65
3. Fallen protective services insurance adjustment	-\$1.25
4. Fallen protective services insurance reimbursement (<i>reported to DOR</i>)	\$0.00
5. Total County and Municipal Aid (sum of Lines 1-4)	\$17,285.15

Utility Aid

- Under state law, utility aid is distributed to each county and municipality where tax-exempt utility property is located (sec. 79.04, Wis. Stats.)
- Utility companies report utility property information to DOR annually
- DOR uses the provided information to accurately calculate utility aid (*shown below*)

Utility Aid Calculation	
1. Net book value, <i>as of December 31, 2024 (including expected additions/retirements)</i>	\$314,881.00
2. Total net book value payment	\$944.64
3. Minimum payment	\$0.00
4. Megawatt capacity	0.0
5. Megawatt capacity payment	\$0.00
6. Closed/decommissioned production plant (phased down) payment	\$0.00
7. Subtotal (<i>sum of Lines 2, 3, 5 and 6</i>)	\$944.64
8. Population cap	\$454,750.00
9. Adjusted subtotal (<i>lesser of Line 7 or Line 8</i>)	\$944.64
10. Adjacent site incentive payment	\$0.00
11. Baseload incentive payment	\$0.00
12. Co-generation incentive payment	\$0.00
13. Alternative energy incentive payment	\$0.00
14. Total incentive payments (<i>sum of Lines 10 through 13</i>)	\$0.00
15. Spent nuclear fuel payment	\$0.00
16. Total Utility Aid – this is the utility aid payment listed on the front of the estimate (<i>sum of Lines 9, 14 and 15</i>)	\$944.64

Supplemental County and Municipal Aid

- Under state law, supplemental county and municipal aid paid to each county and municipality is determined by 2023 Wisconsin Act 12 (sec. 79.037, Wis. Stats.)
- For detailed information, review [county and municipal aid spreadsheet](#)

Supplemental County and Municipal Aid Calculation	
1. Prior year supplemental county and municipal aid	\$48,045.03
2. Increase due to sales tax revenue including adjustments (<i>district changes</i>)	\$1,105.04
3. Total Supplemental County and Municipal Aid (<i>sum of Lines 1 and 2</i>)	\$49,150.07

Expenditure Restraint Incentive Program

- Only municipalities are eligible to receive Expenditure Restraint Incentive Program (ERIP) payments
- Under state law, in 2025, each municipality will receive a payment that is equal to the amount of the payment received by the municipality in 2024 (sec. 79.05(4), Wis. Stats., from 2023 WI Act 12 – notwithstanding subs. (2) and (3))

Contact Information

If you have questions, contact us at lgs@wisconsin.gov, (608) 266-8618 or (608) 261-5167.



State of Wisconsin • DEPARTMENT OF REVENUE

DIVISION OF STATE AND LOCAL FINANCE • BUREAU OF LOCAL GOVERNMENT SERVICES • 2135 RIMROCK RD MADISON, WI 53713

Mailing Address:
PO Box 8971 #6-97
Madison WI 53708-8971
Fax: (608) 264-6887
lgs@wisconsin.gov

September 13, 2024

JESSICA BACKUS
TOWN OF MANITOWOC RAPIDS
PO BOX 123
MANITOWOC WI 54221-0123

Notice of Shared Revenue – 2025 Original Estimate

Notice Information

The Wisconsin Department of Revenue (DOR) is providing the **estimated** shared revenue amounts your local government will receive in 2025 under current state law for county and municipal aid, supplemental county and municipal aid, utility aid and the expenditure restraint incentive program. This does not include adjustments, shown on the July and November payment notices.

District	TOWN OF MANITOWOC RAPIDS	County	MANITOWOC	Co-muni code	36-020
-----------------	--------------------------	---------------	-----------	---------------------	--------

Estimate Information

For an explanation of each aid payment listed below, review the additional information in this notice.

2025 Original Estimate	
1. County and municipal aid	\$47,424.70
2. Utility aid	\$3,359.83
3. Supplemental county and municipal aid	\$66,761.91
4. Expenditure restraint incentive program	\$0.00
5. Total Estimated 2025 Payments (sum of Lines 1-4)	\$117,546.44

Payment Information

Your local government will receive two distributions in 2025 :

- July 28, 2025: 15% of Line 1, 2, and 3 and 100% of Line 4 (*shown above*)
- November 17, 2025: balance of your 2025 aid payments

County and Municipal Aid

Under state law, the county and municipal aid paid to each county and municipality must be equal to the amount determined in 2012 (sec. 79.036, Wis. Stats.) and adjusted for fallen protective services insurance reimbursement (sec. 79.036(4), Wis. Stats.).

County and Municipal Aid Calculation	
1. Prior year county and municipal aid	\$46,361.81
2. Increase due to sales tax revenue, including adjustments (<i>district changes</i>)	\$1,066.32
3. Fallen protective services insurance adjustment	-\$3.43
4. Fallen protective services insurance reimbursement (<i>reported to DOR</i>)	\$0.00
5. Total County and Municipal Aid (sum of Lines 1-4)	\$47,424.70

Utility Aid

- Under state law, utility aid is distributed to each county and municipality where tax-exempt utility property is located (sec. 79.04, Wis. Stats.)
- Utility companies report utility property information to DOR annually
- DOR uses the provided information to accurately calculate utility aid (*shown below*)

Utility Aid Calculation	
1. Net book value, <i>as of December 31, 2024 (including expected additions/retirements)</i>	\$1,119,944.00
2. Total net book value payment	\$3,359.83
3. Minimum payment	\$0.00
4. Megawatt capacity	0.0
5. Megawatt capacity payment	\$0.00
6. Closed/decommissioned production plant (phased down) payment	\$0.00
7. Subtotal (<i>sum of Lines 2, 3, 5 and 6</i>)	\$3,359.83
8. Population cap	\$898,450.00
9. Adjusted subtotal (<i>lesser of Line 7 or Line 8</i>)	\$3,359.83
10. Adjacent site incentive payment	\$0.00
11. Baseload incentive payment	\$0.00
12. Co-generation incentive payment	\$0.00
13. Alternative energy incentive payment	\$0.00
14. Total incentive payments (<i>sum of Lines 10 through 13</i>)	\$0.00
15. Spent nuclear fuel payment	\$0.00
16. Total Utility Aid – this is the utility aid payment listed on the front of the estimate <i>(sum of Lines 9, 14 and 15)</i>	\$3,359.83

Supplemental County and Municipal Aid

- Under state law, supplemental county and municipal aid paid to each county and municipality is determined by 2023 Wisconsin Act 12 (sec. 79.037, Wis. Stats.)
- For detailed information, review [county and municipal aid spreadsheet](#)

Supplemental County and Municipal Aid Calculation	
1. Prior year supplemental county and municipal aid	\$65,260.91
2. Increase due to sales tax revenue including adjustments (<i>district changes</i>)	\$1,501.00
3. Total Supplemental County and Municipal Aid (<i>sum of Lines 1 and 2</i>)	\$66,761.91

Expenditure Restraint Incentive Program

- Only municipalities are eligible to receive Expenditure Restraint Incentive Program (ERIP) payments
- Under state law, in 2025, each municipality will receive a payment that is equal to the amount of the payment received by the municipality in 2024 (sec. 79.05(4), Wis. Stats., from 2023 WI Act 12 – notwithstanding subs. (2) and (3))

Contact Information

If you have questions, contact us at lgs@wisconsin.gov, (608) 266-8618 or (608) 261-5167.



State of Wisconsin • DEPARTMENT OF REVENUE

DIVISION OF STATE AND LOCAL FINANCE • BUREAU OF LOCAL GOVERNMENT SERVICES • 2135 RIMROCK RD MADISON, WI 53713

Mailing Address:
PO Box 8971 #6-97
Madison WI 53708-8971
Fax: (608) 264-6887
lgs@wisconsin.gov

September 13, 2024

MARY JO KRAHN
TOWN OF MAPLE GROVE
6302 ASPEN RD
REEDSVILLE WI 54230-9187

Notice of Shared Revenue – 2025 Original Estimate

Notice Information

The Wisconsin Department of Revenue (DOR) is providing the **estimated** shared revenue amounts your local government will receive in 2025 under current state law for county and municipal aid, supplemental county and municipal aid, utility aid and the expenditure restraint incentive program. This does not include adjustments, shown on the July and November payment notices.

District	TOWN OF MAPLE GROVE	County	MANITOWOC	Co-muni code	36-022
-----------------	---------------------	---------------	-----------	---------------------	--------

Estimate Information

For an explanation of each aid payment listed below, review the additional information in this notice.

2025 Original Estimate	
1. County and municipal aid	\$67,627.66
2. Utility aid	\$0.00
3. Supplemental county and municipal aid	\$43,824.29
4. Expenditure restraint incentive program	\$0.00
5. Total Estimated 2025 Payments (sum of Lines 1-4)	\$111,451.95

Payment Information

Your local government will receive two distributions in 2025 :

- July 28, 2025: 15% of Line 1, 2, and 3 and 100% of Line 4 (*shown above*)
- November 17, 2025: balance of your 2025 aid payments

County and Municipal Aid

Under state law, the county and municipal aid paid to each county and municipality must be equal to the amount determined in 2012 (sec. 79.036, Wis. Stats.) and adjusted for fallen protective services insurance reimbursement (sec. 79.036(4), Wis. Stats.).

County and Municipal Aid Calculation	
1. Prior year county and municipal aid	\$66,111.98
2. Increase due to sales tax revenue, including adjustments (<i>district changes</i>)	\$1,520.57
3. Fallen protective services insurance adjustment	-\$4.89
4. Fallen protective services insurance reimbursement (<i>reported to DOR</i>)	\$0.00
5. Total County and Municipal Aid (sum of Lines 1-4)	\$67,627.66

Utility Aid

- Under state law, utility aid is distributed to each county and municipality where tax-exempt utility property is located (sec. 79.04, Wis. Stats.)
- Utility companies report utility property information to DOR annually
- DOR uses the provided information to accurately calculate utility aid (*shown below*)

Utility Aid Calculation	
1. Net book value, <i>as of December 31, 2024 (including expected additions/retirements)</i>	\$0.00
2. Total net book value payment	\$0.00
3. Minimum payment	\$0.00
4. Megawatt capacity	0.0
5. Megawatt capacity payment	\$0.00
6. Closed/decommissioned production plant (phased down) payment	\$0.00
7. Subtotal (<i>sum of Lines 2, 3, 5 and 6</i>)	\$0.00
8. Population cap	\$323,425.00
9. Adjusted subtotal (<i>lesser of Line 7 or Line 8</i>)	\$0.00
10. Adjacent site incentive payment	\$0.00
11. Baseload incentive payment	\$0.00
12. Co-generation incentive payment	\$0.00
13. Alternative energy incentive payment	\$0.00
14. Total incentive payments (<i>sum of Lines 10 through 13</i>)	\$0.00
15. Spent nuclear fuel payment	\$0.00
16. Total Utility Aid – this is the utility aid payment listed on the front of the estimate (<i>sum of Lines 9, 14 and 15</i>)	\$0.00

Supplemental County and Municipal Aid

- Under state law, supplemental county and municipal aid paid to each county and municipality is determined by 2023 Wisconsin Act 12 (sec. 79.037, Wis. Stats.)
- For detailed information, review [county and municipal aid spreadsheet](#)

Supplemental County and Municipal Aid Calculation	
1. Prior year supplemental county and municipal aid	\$42,838.99
2. Increase due to sales tax revenue including adjustments (<i>district changes</i>)	\$985.30
3. Total Supplemental County and Municipal Aid (<i>sum of Lines 1 and 2</i>)	\$43,824.29

Expenditure Restraint Incentive Program

- Only municipalities are eligible to receive Expenditure Restraint Incentive Program (ERIP) payments
- Under state law, in 2025, each municipality will receive a payment that is equal to the amount of the payment received by the municipality in 2024 (sec. 79.05(4), Wis. Stats., from 2023 WI Act 12 – notwithstanding subs. (2) and (3))

Contact Information

If you have questions, contact us at lgs@wisconsin.gov, (608) 266-8618 or (608) 261-5167.



State of Wisconsin • DEPARTMENT OF REVENUE

DIVISION OF STATE AND LOCAL FINANCE • BUREAU OF LOCAL GOVERNMENT SERVICES • 2135 RIMROCK RD MADISON, WI 53713

Mailing Address:
PO Box 8971 #6-97
Madison WI 53708-8971
Fax: (608) 264-6887
lgs@wisconsin.gov

September 13, 2024

VALERIE SPINDLER
TOWN OF MEEME
15318 COUNTY RD X
KIEL WI 53042-9706

Notice of Shared Revenue – 2025 Original Estimate

Notice Information

The Wisconsin Department of Revenue (DOR) is providing the **estimated** shared revenue amounts your local government will receive in 2025 under current state law for county and municipal aid, supplemental county and municipal aid, utility aid and the expenditure restraint incentive program. This does not include adjustments, shown on the July and November payment notices.

District	TOWN OF MEEME	County	MANITOWOC	Co-muni code	36-024
-----------------	---------------	---------------	-----------	---------------------	--------

Estimate Information

For an explanation of each aid payment listed below, review the additional information in this notice.

2025 Original Estimate	
1. County and municipal aid	\$38,683.08
2. Utility aid	\$419.80
3. Supplemental county and municipal aid	\$55,503.93
4. Expenditure restraint incentive program	\$0.00
5. Total Estimated 2025 Payments (sum of Lines 1-4)	\$94,606.81

Payment Information

Your local government will receive two distributions in 2025 :

- July 28, 2025: 15% of Line 1, 2, and 3 and 100% of Line 4 (*shown above*)
- November 17, 2025: balance of your 2025 aid payments

County and Municipal Aid

Under state law, the county and municipal aid paid to each county and municipality must be equal to the amount determined in 2012 (sec. 79.036, Wis. Stats.) and adjusted for fallen protective services insurance reimbursement (sec. 79.036(4), Wis. Stats.).

County and Municipal Aid Calculation	
1. Prior year county and municipal aid	\$37,816.10
2. Increase due to sales tax revenue, including adjustments (<i>district changes</i>)	\$869.77
3. Fallen protective services insurance adjustment	-\$2.79
4. Fallen protective services insurance reimbursement (<i>reported to DOR</i>)	\$0.00
5. Total County and Municipal Aid (sum of Lines 1-4)	\$38,683.08

Utility Aid

- Under state law, utility aid is distributed to each county and municipality where tax-exempt utility property is located (sec. 79.04, Wis. Stats.)
- Utility companies report utility property information to DOR annually
- DOR uses the provided information to accurately calculate utility aid (*shown below*)

Utility Aid Calculation	
1. Net book value, <i>as of December 31, 2024 (including expected additions/retirements)</i>	\$139,932.00
2. Total net book value payment	\$419.80
3. Minimum payment	\$0.00
4. Megawatt capacity	0.0
5. Megawatt capacity payment	\$0.00
6. Closed/decommissioned production plant (phased down) payment	\$0.00
7. Subtotal (<i>sum of Lines 2, 3, 5 and 6</i>)	\$419.80
8. Population cap	\$605,200.00
9. Adjusted subtotal (<i>lesser of Line 7 or Line 8</i>)	\$419.80
10. Adjacent site incentive payment	\$0.00
11. Baseload incentive payment	\$0.00
12. Co-generation incentive payment	\$0.00
13. Alternative energy incentive payment	\$0.00
14. Total incentive payments (<i>sum of Lines 10 through 13</i>)	\$0.00
15. Spent nuclear fuel payment	\$0.00
16. Total Utility Aid – this is the utility aid payment listed on the front of the estimate <i>(sum of Lines 9, 14 and 15)</i>	\$419.80

Supplemental County and Municipal Aid

- Under state law, supplemental county and municipal aid paid to each county and municipality is determined by 2023 Wisconsin Act 12 (sec. 79.037, Wis. Stats.)
- For detailed information, review [county and municipal aid spreadsheet](#)

Supplemental County and Municipal Aid Calculation	
1. Prior year supplemental county and municipal aid	\$54,256.04
2. Increase due to sales tax revenue including adjustments (<i>district changes</i>)	\$1,247.89
3. Total Supplemental County and Municipal Aid (<i>sum of Lines 1 and 2</i>)	\$55,503.93

Expenditure Restraint Incentive Program

- Only municipalities are eligible to receive Expenditure Restraint Incentive Program (ERIP) payments
- Under state law, in 2025, each municipality will receive a payment that is equal to the amount of the payment received by the municipality in 2024 (sec. 79.05(4), Wis. Stats., from 2023 WI Act 12 – notwithstanding subs. (2) and (3))

Contact Information

If you have questions, contact us at lgs@wisconsin.gov, (608) 266-8618 or (608) 261-5167.



State of Wisconsin • DEPARTMENT OF REVENUE

DIVISION OF STATE AND LOCAL FINANCE • BUREAU OF LOCAL GOVERNMENT SERVICES • 2135 RIMROCK RD MADISON, WI 53713

Mailing Address:
PO Box 8971 #6-97
Madison WI 53708-8971
Fax: (608) 264-6887
lgs@wisconsin.gov

September 13, 2024

CONNIE TESARIK
TOWN OF MISHICOT
618 TISCH MILLS RD
MISHICOT WI 54228

Notice of Shared Revenue – 2025 Original Estimate

Notice Information

The Wisconsin Department of Revenue (DOR) is providing the **estimated** shared revenue amounts your local government will receive in 2025 under current state law for county and municipal aid, supplemental county and municipal aid, utility aid and the expenditure restraint incentive program. This does not include adjustments, shown on the July and November payment notices.

District	TOWN OF MISHICOT	County	MANITOWOC	Co-muni code	36-026
-----------------	------------------	---------------	-----------	---------------------	--------

Estimate Information

For an explanation of each aid payment listed below, review the additional information in this notice.

2025 Original Estimate	
1. County and municipal aid	\$66,672.92
2. Utility aid	\$0.00
3. Supplemental county and municipal aid	\$53,477.88
4. Expenditure restraint incentive program	\$0.00
5. Total Estimated 2025 Payments (sum of Lines 1-4)	\$120,150.80

Payment Information

Your local government will receive two distributions in 2025 :

- July 28, 2025: 15% of Line 1, 2, and 3 and 100% of Line 4 (*shown above*)
- November 17, 2025: balance of your 2025 aid payments

County and Municipal Aid

Under state law, the county and municipal aid paid to each county and municipality must be equal to the amount determined in 2012 (sec. 79.036, Wis. Stats.) and adjusted for fallen protective services insurance reimbursement (sec. 79.036(4), Wis. Stats.).

County and Municipal Aid Calculation	
1. Prior year county and municipal aid	\$65,178.63
2. Increase due to sales tax revenue, including adjustments (<i>district changes</i>)	\$1,499.11
3. Fallen protective services insurance adjustment	-\$4.82
4. Fallen protective services insurance reimbursement (<i>reported to DOR</i>)	\$0.00
5. Total County and Municipal Aid (sum of Lines 1-4)	\$66,672.92

Utility Aid

- Under state law, utility aid is distributed to each county and municipality where tax-exempt utility property is located (sec. 79.04, Wis. Stats.)
- Utility companies report utility property information to DOR annually
- DOR uses the provided information to accurately calculate utility aid (*shown below*)

Utility Aid Calculation	
1. Net book value, as of December 31, 2024 (including expected additions/retirements)	\$0.00
2. Total net book value payment	\$0.00
3. Minimum payment	\$0.00
4. Megawatt capacity	0.0
5. Megawatt capacity payment	\$0.00
6. Closed/decommissioned production plant (phased down) payment	\$0.00
7. Subtotal (sum of Lines 2, 3, 5 and 6)	\$0.00
8. Population cap	\$559,300.00
9. Adjusted subtotal (lesser of Line 7 or Line 8)	\$0.00
10. Adjacent site incentive payment	\$0.00
11. Baseload incentive payment	\$0.00
12. Co-generation incentive payment	\$0.00
13. Alternative energy incentive payment	\$0.00
14. Total incentive payments (sum of Lines 10 through 13)	\$0.00
15. Spent nuclear fuel payment	\$0.00
16. Total Utility Aid – this is the utility aid payment listed on the front of the estimate (sum of Lines 9, 14 and 15)	\$0.00

Supplemental County and Municipal Aid

- Under state law, supplemental county and municipal aid paid to each county and municipality is determined by 2023 Wisconsin Act 12 (sec. 79.037, Wis. Stats.)
- For detailed information, review [county and municipal aid spreadsheet](#)

Supplemental County and Municipal Aid Calculation	
1. Prior year supplemental county and municipal aid	\$52,275.54
2. Increase due to sales tax revenue including adjustments (district changes)	\$1,202.34
3. Total Supplemental County and Municipal Aid (sum of Lines 1 and 2)	\$53,477.88

Expenditure Restraint Incentive Program

- Only municipalities are eligible to receive Expenditure Restraint Incentive Program (ERIP) payments
- Under state law, in 2025, each municipality will receive a payment that is equal to the amount of the payment received by the municipality in 2024 (sec. 79.05(4), Wis. Stats., from 2023 WI Act 12 – notwithstanding subs. (2) and (3))

Contact Information

If you have questions, contact us at lgs@wisconsin.gov, (608) 266-8618 or (608) 261-5167.



State of Wisconsin • DEPARTMENT OF REVENUE

DIVISION OF STATE AND LOCAL FINANCE • BUREAU OF LOCAL GOVERNMENT SERVICES • 2135 RIMROCK RD MADISON, WI 53713

Mailing Address:
PO Box 8971 #6-97
Madison WI 53708-8971
Fax: (608) 264-6887
lgs@wisconsin.gov

September 13, 2024

ALYSSA GROTEGUT
TOWN OF NEWTON
2423 JOHNSON DR APT 8
MANITOWOC WI 54220

Notice of Shared Revenue – 2025 Original Estimate

Notice Information

The Wisconsin Department of Revenue (DOR) is providing the **estimated** shared revenue amounts your local government will receive in 2025 under current state law for county and municipal aid, supplemental county and municipal aid, utility aid and the expenditure restraint incentive program. This does not include adjustments, shown on the July and November payment notices.

District	TOWN OF NEWTON	County	MANITOWOC	Co-muni code	36-028
-----------------	----------------	---------------	-----------	---------------------	--------

Estimate Information

For an explanation of each aid payment listed below, review the additional information in this notice.

2025 Original Estimate	
1. County and municipal aid	\$48,286.62
2. Utility aid	\$1.20
3. Supplemental county and municipal aid	\$67,139.31
4. Expenditure restraint incentive program	\$0.00
5. Total Estimated 2025 Payments (sum of Lines 1-4)	\$115,427.13

Payment Information

Your local government will receive two distributions in 2025 :

- July 28, 2025: 15% of Line 1, 2, and 3 and 100% of Line 4 (*shown above*)
- November 17, 2025: balance of your 2025 aid payments

County and Municipal Aid

Under state law, the county and municipal aid paid to each county and municipality must be equal to the amount determined in 2012 (sec. 79.036, Wis. Stats.) and adjusted for fallen protective services insurance reimbursement (sec. 79.036(4), Wis. Stats.).

County and Municipal Aid Calculation	
1. Prior year county and municipal aid	\$47,204.41
2. Increase due to sales tax revenue, including adjustments (<i>district changes</i>)	\$1,085.70
3. Fallen protective services insurance adjustment	-\$3.49
4. Fallen protective services insurance reimbursement (<i>reported to DOR</i>)	\$0.00
5. Total County and Municipal Aid (sum of Lines 1-4)	\$48,286.62

Utility Aid

- Under state law, utility aid is distributed to each county and municipality where tax-exempt utility property is located (sec. 79.04, Wis. Stats.)
- Utility companies report utility property information to DOR annually
- DOR uses the provided information to accurately calculate utility aid (*shown below*)

Utility Aid Calculation	
1. Net book value, as of December 31, 2024 (including expected additions/retirements)	\$401.00
2. Total net book value payment	\$1.20
3. Minimum payment	\$0.00
4. Megawatt capacity	0.0
5. Megawatt capacity payment	\$0.00
6. Closed/decommissioned production plant (phased down) payment	\$0.00
7. Subtotal (sum of Lines 2, 3, 5 and 6)	\$1.20
8. Population cap	\$889,525.00
9. Adjusted subtotal (lesser of Line 7 or Line 8)	\$1.20
10. Adjacent site incentive payment	\$0.00
11. Baseload incentive payment	\$0.00
12. Co-generation incentive payment	\$0.00
13. Alternative energy incentive payment	\$0.00
14. Total incentive payments (sum of Lines 10 through 13)	\$0.00
15. Spent nuclear fuel payment	\$0.00
16. Total Utility Aid – this is the utility aid payment listed on the front of the estimate (sum of Lines 9, 14 and 15)	\$1.20

Supplemental County and Municipal Aid

- Under state law, supplemental county and municipal aid paid to each county and municipality is determined by 2023 Wisconsin Act 12 (sec. 79.037, Wis. Stats.)
- For detailed information, review [county and municipal aid spreadsheet](#)

Supplemental County and Municipal Aid Calculation	
1. Prior year supplemental county and municipal aid	\$65,629.82
2. Increase due to sales tax revenue including adjustments (district changes)	\$1,509.49
3. Total Supplemental County and Municipal Aid (sum of Lines 1 and 2)	\$67,139.31

Expenditure Restraint Incentive Program

- Only municipalities are eligible to receive Expenditure Restraint Incentive Program (ERIP) payments
- Under state law, in 2025, each municipality will receive a payment that is equal to the amount of the payment received by the municipality in 2024 (sec. 79.05(4), Wis. Stats., from 2023 WI Act 12 – notwithstanding subs. (2) and (3))

Contact Information

If you have questions, contact us at lgs@wisconsin.gov, (608) 266-8618 or (608) 261-5167.



State of Wisconsin • DEPARTMENT OF REVENUE

DIVISION OF STATE AND LOCAL FINANCE • BUREAU OF LOCAL GOVERNMENT SERVICES • 2135 RIMROCK RD MADISON, WI 53713

Mailing Address:
PO Box 8971 #6-97
Madison WI 53708-8971
Fax: (608) 264-6887
lgs@wisconsin.gov

September 13, 2024

PAULA WINKEL
TOWN OF ROCKLAND
615 MILWAUKEE ST
COLLINS WI 54207-6701

Notice of Shared Revenue – 2025 Original Estimate

Notice Information

The Wisconsin Department of Revenue (DOR) is providing the **estimated** shared revenue amounts your local government will receive in 2025 under current state law for county and municipal aid, supplemental county and municipal aid, utility aid and the expenditure restraint incentive program. This does not include adjustments, shown on the July and November payment notices.

District	TOWN OF ROCKLAND	County	MANITOWOC	Co-muni code	36-030
-----------------	------------------	---------------	-----------	---------------------	--------

Estimate Information

For an explanation of each aid payment listed below, review the additional information in this notice.

2025 Original Estimate	
1. County and municipal aid	\$53,065.06
2. Utility aid	\$0.00
3. Supplemental county and municipal aid	\$47,861.76
4. Expenditure restraint incentive program	\$0.00
5. Total Estimated 2025 Payments (sum of Lines 1-4)	\$100,926.82

Payment Information

Your local government will receive two distributions in 2025 :

- July 28, 2025: 15% of Line 1, 2, and 3 and 100% of Line 4 (*shown above*)
- November 17, 2025: balance of your 2025 aid payments

County and Municipal Aid

Under state law, the county and municipal aid paid to each county and municipality must be equal to the amount determined in 2012 (sec. 79.036, Wis. Stats.) and adjusted for fallen protective services insurance reimbursement (sec. 79.036(4), Wis. Stats.).

County and Municipal Aid Calculation	
1. Prior year county and municipal aid	\$51,875.75
2. Increase due to sales tax revenue, including adjustments (<i>district changes</i>)	\$1,193.14
3. Fallen protective services insurance adjustment	-\$3.83
4. Fallen protective services insurance reimbursement (<i>reported to DOR</i>)	\$0.00
5. Total County and Municipal Aid (sum of Lines 1-4)	\$53,065.06

Utility Aid

- Under state law, utility aid is distributed to each county and municipality where tax-exempt utility property is located (sec. 79.04, Wis. Stats.)
- Utility companies report utility property information to DOR annually
- DOR uses the provided information to accurately calculate utility aid (*shown below*)

Utility Aid Calculation	
1. Net book value, <i>as of December 31, 2024 (including expected additions/retirements)</i>	\$0.00
2. Total net book value payment	\$0.00
3. Minimum payment	\$0.00
4. Megawatt capacity	0.0
5. Megawatt capacity payment	\$0.00
6. Closed/decommissioned production plant (phased down) payment	\$0.00
7. Subtotal (<i>sum of Lines 2, 3, 5 and 6</i>)	\$0.00
8. Population cap	\$423,725.00
9. Adjusted subtotal (<i>lesser of Line 7 or Line 8</i>)	\$0.00
10. Adjacent site incentive payment	\$0.00
11. Baseload incentive payment	\$0.00
12. Co-generation incentive payment	\$0.00
13. Alternative energy incentive payment	\$0.00
14. Total incentive payments (<i>sum of Lines 10 through 13</i>)	\$0.00
15. Spent nuclear fuel payment	\$0.00
16. Total Utility Aid – this is the utility aid payment listed on the front of the estimate (<i>sum of Lines 9, 14 and 15</i>)	\$0.00

Supplemental County and Municipal Aid

- Under state law, supplemental county and municipal aid paid to each county and municipality is determined by 2023 Wisconsin Act 12 (sec. 79.037, Wis. Stats.)
- For detailed information, review [county and municipal aid spreadsheet](#)

Supplemental County and Municipal Aid Calculation	
1. Prior year supplemental county and municipal aid	\$46,785.69
2. Increase due to sales tax revenue including adjustments (<i>district changes</i>)	\$1,076.07
3. Total Supplemental County and Municipal Aid (<i>sum of Lines 1 and 2</i>)	\$47,861.76

Expenditure Restraint Incentive Program

- Only municipalities are eligible to receive Expenditure Restraint Incentive Program (ERIP) payments
- Under state law, in 2025, each municipality will receive a payment that is equal to the amount of the payment received by the municipality in 2024 (sec. 79.05(4), Wis. Stats., from 2023 WI Act 12 – notwithstanding subs. (2) and (3))

Contact Information

If you have questions, contact us at lgs@wisconsin.gov, (608) 266-8618 or (608) 261-5167.



State of Wisconsin • DEPARTMENT OF REVENUE

DIVISION OF STATE AND LOCAL FINANCE • BUREAU OF LOCAL GOVERNMENT SERVICES • 2135 RIMROCK RD MADISON, WI 53713

Mailing Address:
PO Box 8971 #6-97
Madison WI 53708-8971
Fax: (608) 264-6887
lgs@wisconsin.gov

September 13, 2024

BETH PIEPER
TOWN OF SCHLESWIG
11842 BADGER MEADOWS RD
NEW HOLSTEIN WI 53061-9606

Notice of Shared Revenue – 2025 Original Estimate

Notice Information

The Wisconsin Department of Revenue (DOR) is providing the **estimated** shared revenue amounts your local government will receive in 2025 under current state law for county and municipal aid, supplemental county and municipal aid, utility aid and the expenditure restraint incentive program. This does not include adjustments, shown on the July and November payment notices.

District	TOWN OF SCHLESWIG	County	MANITOWOC	Co-muni code	36-032
-----------------	-------------------	---------------	-----------	---------------------	--------

Estimate Information

For an explanation of each aid payment listed below, review the additional information in this notice.

2025 Original Estimate	
1. County and municipal aid	\$28,998.48
2. Utility aid	\$175.26
3. Supplemental county and municipal aid	\$63,605.12
4. Expenditure restraint incentive program	\$0.00
5. Total Estimated 2025 Payments (sum of Lines 1-4)	\$92,778.86

Payment Information

Your local government will receive two distributions in 2025 :

- July 28, 2025: 15% of Line 1, 2, and 3 and 100% of Line 4 (*shown above*)
- November 17, 2025: balance of your 2025 aid payments

County and Municipal Aid

Under state law, the county and municipal aid paid to each county and municipality must be equal to the amount determined in 2012 (sec. 79.036, Wis. Stats.) and adjusted for fallen protective services insurance reimbursement (sec. 79.036(4), Wis. Stats.).

County and Municipal Aid Calculation	
1. Prior year county and municipal aid	\$28,348.56
2. Increase due to sales tax revenue, including adjustments (<i>district changes</i>)	\$652.02
3. Fallen protective services insurance adjustment	-\$2.10
4. Fallen protective services insurance reimbursement (<i>reported to DOR</i>)	\$0.00
5. Total County and Municipal Aid (sum of Lines 1-4)	\$28,998.48

Utility Aid

- Under state law, utility aid is distributed to each county and municipality where tax-exempt utility property is located (sec. 79.04, Wis. Stats.)
- Utility companies report utility property information to DOR annually
- DOR uses the provided information to accurately calculate utility aid (*shown below*)

Utility Aid Calculation	
1. Net book value, <i>as of December 31, 2024 (including expected additions/retirements)</i>	\$58,420.00
2. Total net book value payment	\$175.26
3. Minimum payment	\$0.00
4. Megawatt capacity	0.0
5. Megawatt capacity payment	\$0.00
6. Closed/decommissioned production plant (phased down) payment	\$0.00
7. Subtotal (<i>sum of Lines 2, 3, 5 and 6</i>)	\$175.26
8. Population cap	\$819,825.00
9. Adjusted subtotal (<i>lesser of Line 7 or Line 8</i>)	\$175.26
10. Adjacent site incentive payment	\$0.00
11. Baseload incentive payment	\$0.00
12. Co-generation incentive payment	\$0.00
13. Alternative energy incentive payment	\$0.00
14. Total incentive payments (<i>sum of Lines 10 through 13</i>)	\$0.00
15. Spent nuclear fuel payment	\$0.00
16. Total Utility Aid – this is the utility aid payment listed on the front of the estimate (<i>sum of Lines 9, 14 and 15</i>)	\$175.26

Supplemental County and Municipal Aid

- Under state law, supplemental county and municipal aid paid to each county and municipality is determined by 2023 Wisconsin Act 12 (sec. 79.037, Wis. Stats.)
- For detailed information, review [county and municipal aid spreadsheet](#)

Supplemental County and Municipal Aid Calculation	
1. Prior year supplemental county and municipal aid	\$62,175.09
2. Increase due to sales tax revenue including adjustments (<i>district changes</i>)	\$1,430.03
3. Total Supplemental County and Municipal Aid (<i>sum of Lines 1 and 2</i>)	\$63,605.12

Expenditure Restraint Incentive Program

- Only municipalities are eligible to receive Expenditure Restraint Incentive Program (ERIP) payments
- Under state law, in 2025, each municipality will receive a payment that is equal to the amount of the payment received by the municipality in 2024 (sec. 79.05(4), Wis. Stats., from 2023 WI Act 12 – notwithstanding subs. (2) and (3))

Contact Information

If you have questions, contact us at lgs@wisconsin.gov, (608) 266-8618 or (608) 261-5167.



State of Wisconsin • DEPARTMENT OF REVENUE

DIVISION OF STATE AND LOCAL FINANCE • BUREAU OF LOCAL GOVERNMENT SERVICES • 2135 RIMROCK RD MADISON, WI 53713

Mailing Address:
PO Box 8971 #6-97
Madison WI 53708-8971
Fax: (608) 264-6887
lgs@wisconsin.gov

September 13, 2024

JASMINE SCHWERMA
TOWN OF TWO CREEKS
13504 LAKESHORE ROAD
TWO RIVERS WI 54241

Notice of Shared Revenue – 2025 Original Estimate

Notice Information

The Wisconsin Department of Revenue (DOR) is providing the **estimated** shared revenue amounts your local government will receive in 2025 under current state law for county and municipal aid, supplemental county and municipal aid, utility aid and the expenditure restraint incentive program. This does not include adjustments, shown on the July and November payment notices.

District	TOWN OF TWO CREEKS	County	MANITOWOC	Co-muni code	36-034
-----------------	--------------------	---------------	-----------	---------------------	--------

Estimate Information

For an explanation of each aid payment listed below, review the additional information in this notice.

2025 Original Estimate	
1. County and municipal aid	\$2,959.69
2. Utility aid	\$721,925.00
3. Supplemental county and municipal aid	\$37,379.06
4. Expenditure restraint incentive program	\$0.00
5. Total Estimated 2025 Payments (sum of Lines 1-4)	\$762,263.75

Payment Information

Your local government will receive two distributions in 2025 :

- July 28, 2025: 15% of Line 1, 2, and 3 and 100% of Line 4 (*shown above*)
- November 17, 2025: balance of your 2025 aid payments

County and Municipal Aid

Under state law, the county and municipal aid paid to each county and municipality must be equal to the amount determined in 2012 (sec. 79.036, Wis. Stats.) and adjusted for fallen protective services insurance reimbursement (sec. 79.036(4), Wis. Stats.).

County and Municipal Aid Calculation	
1. Prior year county and municipal aid	\$2,893.35
2. Increase due to sales tax revenue, including adjustments (<i>district changes</i>)	\$66.55
3. Fallen protective services insurance adjustment	-\$0.21
4. Fallen protective services insurance reimbursement (<i>reported to DOR</i>)	\$0.00
5. Total County and Municipal Aid (sum of Lines 1-4)	\$2,959.69

Utility Aid

- Under state law, utility aid is distributed to each county and municipality where tax-exempt utility property is located (sec. 79.04, Wis. Stats.)
- Utility companies report utility property information to DOR annually
- DOR uses the provided information to accurately calculate utility aid (*shown below*)

Utility Aid Calculation	
1. Net book value, <i>as of December 31, 2024 (including expected additions/retirements)</i>	\$16,846,028.00
2. Total net book value payment	\$50,538.08
3. Minimum payment	\$0.00
4. Megawatt capacity	1,530.8
5. Megawatt capacity payment	\$1,020,533.45
6. Closed/decommissioned production plant (phased down) payment	\$0.00
7. Subtotal (<i>sum of Lines 2, 3, 5 and 6</i>)	\$1,071,071.53
8. Population cap	\$161,925.00
9. Adjusted subtotal (<i>lesser of Line 7 or Line 8</i>)	\$161,925.00
10. Adjacent site incentive payment	\$135,000.00
11. Baseload incentive payment	\$0.00
12. Co-generation incentive payment	\$0.00
13. Alternative energy incentive payment	\$375,000.00
14. Total incentive payments (<i>sum of Lines 10 through 13</i>)	\$510,000.00
15. Spent nuclear fuel payment	\$50,000.00
16. Total Utility Aid – this is the utility aid payment listed on the front of the estimate (<i>sum of Lines 9, 14 and 15</i>)	\$721,925.00

Supplemental County and Municipal Aid

- Under state law, supplemental county and municipal aid paid to each county and municipality is determined by 2023 Wisconsin Act 12 (sec. 79.037, Wis. Stats.)
- For detailed information, review [county and municipal aid spreadsheet](#)

Supplemental County and Municipal Aid Calculation	
1. Prior year supplemental county and municipal aid	\$36,538.67
2. Increase due to sales tax revenue including adjustments (<i>district changes</i>)	\$840.39
3. Total Supplemental County and Municipal Aid (<i>sum of Lines 1 and 2</i>)	\$37,379.06

Expenditure Restraint Incentive Program

- Only municipalities are eligible to receive Expenditure Restraint Incentive Program (ERIP) payments
- Under state law, in 2025, each municipality will receive a payment that is equal to the amount of the payment received by the municipality in 2024 (sec. 79.05(4), Wis. Stats., from 2023 WI Act 12 – notwithstanding subs. (2) and (3))

Contact Information

If you have questions, contact us at lgs@wisconsin.gov, (608) 266-8618 or (608) 261-5167.



State of Wisconsin • DEPARTMENT OF REVENUE

DIVISION OF STATE AND LOCAL FINANCE • BUREAU OF LOCAL GOVERNMENT SERVICES • 2135 RIMROCK RD MADISON, WI 53713

Mailing Address:
PO Box 8971 #6-97
Madison WI 53708-8971
Fax: (608) 264-6887
lgs@wisconsin.gov

September 13, 2024

BONNIE TIMM
TOWN OF TWO RIVERS
7650 COUNTY HWY O
TWO RIVERS WI 54241

Notice of Shared Revenue – 2025 Original Estimate

Notice Information

The Wisconsin Department of Revenue (DOR) is providing the **estimated** shared revenue amounts your local government will receive in 2025 under current state law for county and municipal aid, supplemental county and municipal aid, utility aid and the expenditure restraint incentive program. This does not include adjustments, shown on the July and November payment notices.

District	TOWN OF TWO RIVERS	County	MANITOWOC	Co-muni code	36-036
-----------------	--------------------	---------------	-----------	---------------------	--------

Estimate Information

For an explanation of each aid payment listed below, review the additional information in this notice.

2025 Original Estimate	
1. County and municipal aid	\$55,212.48
2. Utility aid	\$26,103.35
3. Supplemental county and municipal aid	\$59,383.48
4. Expenditure restraint incentive program	\$0.00
5. Total Estimated 2025 Payments (sum of Lines 1-4)	\$140,699.31

Payment Information

Your local government will receive two distributions in 2025 :

- July 28, 2025: 15% of Line 1, 2, and 3 and 100% of Line 4 (*shown above*)
- November 17, 2025: balance of your 2025 aid payments

County and Municipal Aid

Under state law, the county and municipal aid paid to each county and municipality must be equal to the amount determined in 2012 (sec. 79.036, Wis. Stats.) and adjusted for fallen protective services insurance reimbursement (sec. 79.036(4), Wis. Stats.).

County and Municipal Aid Calculation	
1. Prior year county and municipal aid	\$53,975.04
2. Increase due to sales tax revenue, including adjustments (<i>district changes</i>)	\$1,241.43
3. Fallen protective services insurance adjustment	-\$3.99
4. Fallen protective services insurance reimbursement (<i>reported to DOR</i>)	\$0.00
5. Total County and Municipal Aid (sum of Lines 1-4)	\$55,212.48

Utility Aid

- Under state law, utility aid is distributed to each county and municipality where tax-exempt utility property is located (sec. 79.04, Wis. Stats.)
- Utility companies report utility property information to DOR annually
- DOR uses the provided information to accurately calculate utility aid (*shown below*)

Utility Aid Calculation	
1. Net book value, <i>as of December 31, 2024 (including expected additions/retirements)</i>	\$8,701,117.00
2. Total net book value payment	\$26,103.35
3. Minimum payment	\$0.00
4. Megawatt capacity	0.0
5. Megawatt capacity payment	\$0.00
6. Closed/decommissioned production plant (phased down) payment	\$0.00
7. Subtotal (<i>sum of Lines 2, 3, 5 and 6</i>)	\$26,103.35
8. Population cap	\$695,300.00
9. Adjusted subtotal (<i>lesser of Line 7 or Line 8</i>)	\$26,103.35
10. Adjacent site incentive payment	\$0.00
11. Baseload incentive payment	\$0.00
12. Co-generation incentive payment	\$0.00
13. Alternative energy incentive payment	\$0.00
14. Total incentive payments (<i>sum of Lines 10 through 13</i>)	\$0.00
15. Spent nuclear fuel payment	\$0.00
16. Total Utility Aid – this is the utility aid payment listed on the front of the estimate (<i>sum of Lines 9, 14 and 15</i>)	\$26,103.35

Supplemental County and Municipal Aid

- Under state law, supplemental county and municipal aid paid to each county and municipality is determined by 2023 Wisconsin Act 12 (sec. 79.037, Wis. Stats.)
- For detailed information, review [county and municipal aid spreadsheet](#)

Supplemental County and Municipal Aid Calculation	
1. Prior year supplemental county and municipal aid	\$58,048.37
2. Increase due to sales tax revenue including adjustments (<i>district changes</i>)	\$1,335.11
3. Total Supplemental County and Municipal Aid (<i>sum of Lines 1 and 2</i>)	\$59,383.48

Expenditure Restraint Incentive Program

- Only municipalities are eligible to receive Expenditure Restraint Incentive Program (ERIP) payments
- Under state law, in 2025, each municipality will receive a payment that is equal to the amount of the payment received by the municipality in 2024 (sec. 79.05(4), Wis. Stats., from 2023 WI Act 12 – notwithstanding subs. (2) and (3))

Contact Information

If you have questions, contact us at lgs@wisconsin.gov, (608) 266-8618 or (608) 261-5167.



State of Wisconsin • DEPARTMENT OF REVENUE

DIVISION OF STATE AND LOCAL FINANCE • BUREAU OF LOCAL GOVERNMENT SERVICES • 2135 RIMROCK RD MADISON, WI 53713

Mailing Address:
PO Box 8971 #6-97
Madison WI 53708-8971
Fax: (608) 264-6887
lgs@wisconsin.gov

September 13, 2024

STACY GRUNWALD
VILLAGE OF CLEVELAND
PO BOX 87
CLEVELAND WI 53015-0087

Notice of Shared Revenue – 2025 Original Estimate

Notice Information

The Wisconsin Department of Revenue (DOR) is providing the **estimated** shared revenue amounts your local government will receive in 2025 under current state law for county and municipal aid, supplemental county and municipal aid, utility aid and the expenditure restraint incentive program. This does not include adjustments, shown on the July and November payment notices.

District	VILLAGE OF CLEVELAND	County	MANITOWOC	Co-muni code	36-112
-----------------	----------------------	---------------	-----------	---------------------	--------

Estimate Information

For an explanation of each aid payment listed below, review the additional information in this notice.

2025 Original Estimate	
1. County and municipal aid	\$230,898.10
2. Utility aid	\$15,647.98
3. Supplemental county and municipal aid	\$57,770.00
4. Expenditure restraint incentive program	\$4,248.49
5. Total Estimated 2025 Payments (sum of Lines 1-4)	\$308,564.57

Payment Information

Your local government will receive two distributions in 2025 :

- July 28, 2025: 15% of Line 1, 2, and 3 and 100% of Line 4 (*shown above*)
- November 17, 2025: balance of your 2025 aid payments

County and Municipal Aid

Under state law, the county and municipal aid paid to each county and municipality must be equal to the amount determined in 2012 (sec. 79.036, Wis. Stats.) and adjusted for fallen protective services insurance reimbursement (sec. 79.036(4), Wis. Stats.).

County and Municipal Aid Calculation	
1. Prior year county and municipal aid	\$225,723.15
2. Increase due to sales tax revenue, including adjustments (<i>district changes</i>)	\$5,191.63
3. Fallen protective services insurance adjustment	-\$16.68
4. Fallen protective services insurance reimbursement (<i>reported to DOR</i>)	\$0.00
5. Total County and Municipal Aid (sum of Lines 1-4)	\$230,898.10

Utility Aid

- Under state law, utility aid is distributed to each county and municipality where tax-exempt utility property is located (sec. 79.04, Wis. Stats.)
- Utility companies report utility property information to DOR annually
- DOR uses the provided information to accurately calculate utility aid (*shown below*)

Utility Aid Calculation	
1. Net book value, <i>as of December 31, 2024 (including expected additions/retirements)</i>	\$2,607,996.00
2. Total net book value payment	\$15,647.98
3. Minimum payment	\$0.00
4. Megawatt capacity	0.0
5. Megawatt capacity payment	\$0.00
6. Closed/decommissioned production plant (phased down) payment	\$0.00
7. Subtotal (<i>sum of Lines 2, 3, 5 and 6</i>)	\$15,647.98
8. Population cap	\$667,250.00
9. Adjusted subtotal (<i>lesser of Line 7 or Line 8</i>)	\$15,647.98
10. Adjacent site incentive payment	\$0.00
11. Baseload incentive payment	\$0.00
12. Co-generation incentive payment	\$0.00
13. Alternative energy incentive payment	\$0.00
14. Total incentive payments (<i>sum of Lines 10 through 13</i>)	\$0.00
15. Spent nuclear fuel payment	\$0.00
16. Total Utility Aid – this is the utility aid payment listed on the front of the estimate (<i>sum of Lines 9, 14 and 15</i>)	\$15,647.98

Supplemental County and Municipal Aid

- Under state law, supplemental county and municipal aid paid to each county and municipality is determined by 2023 Wisconsin Act 12 (sec. 79.037, Wis. Stats.)
- For detailed information, review [county and municipal aid spreadsheet](#)

Supplemental County and Municipal Aid Calculation	
1. Prior year supplemental county and municipal aid	\$56,471.16
2. Increase due to sales tax revenue including adjustments (<i>district changes</i>)	\$1,298.84
3. Total Supplemental County and Municipal Aid (<i>sum of Lines 1 and 2</i>)	\$57,770.00

Expenditure Restraint Incentive Program

- Only municipalities are eligible to receive Expenditure Restraint Incentive Program (ERIP) payments
- Under state law, in 2025, each municipality will receive a payment that is equal to the amount of the payment received by the municipality in 2024 (sec. 79.05(4), Wis. Stats., from 2023 WI Act 12 – notwithstanding subs. (2) and (3))

Contact Information

If you have questions, contact us at lgs@wisconsin.gov, (608) 266-8618 or (608) 261-5167.



State of Wisconsin • DEPARTMENT OF REVENUE

DIVISION OF STATE AND LOCAL FINANCE • BUREAU OF LOCAL GOVERNMENT SERVICES • 2135 RIMROCK RD MADISON, WI 53713

Mailing Address:
PO Box 8971 #6-97
Madison WI 53708-8971
Fax: (608) 264-6887
lgs@wisconsin.gov

September 13, 2024

MARGARET PEROUTKA
VILLAGE OF FRANCIS CREEK
PO BOX 68
FRANCIS CREEK WI 54214-0068

Notice of Shared Revenue – 2025 Original Estimate

Notice Information

The Wisconsin Department of Revenue (DOR) is providing the **estimated** shared revenue amounts your local government will receive in 2025 under current state law for county and municipal aid, supplemental county and municipal aid, utility aid and the expenditure restraint incentive program. This does not include adjustments, shown on the July and November payment notices.

District	VILLAGE OF FRANCIS CREEK	County	MANITOWOC	Co-muni code	36-126
-----------------	--------------------------	---------------	-----------	---------------------	--------

Estimate Information

For an explanation of each aid payment listed below, review the additional information in this notice.

2025 Original Estimate	
1. County and municipal aid	\$71,746.73
2. Utility aid	\$0.00
3. Supplemental county and municipal aid	\$42,054.30
4. Expenditure restraint incentive program	\$0.00
5. Total Estimated 2025 Payments (sum of Lines 1-4)	\$113,801.03

Payment Information

Your local government will receive two distributions in 2025 :

- July 28, 2025: 15% of Line 1, 2, and 3 and 100% of Line 4 (*shown above*)
- November 17, 2025: balance of your 2025 aid payments

County and Municipal Aid

Under state law, the county and municipal aid paid to each county and municipality must be equal to the amount determined in 2012 (sec. 79.036, Wis. Stats.) and adjusted for fallen protective services insurance reimbursement (sec. 79.036(4), Wis. Stats.).

County and Municipal Aid Calculation	
1. Prior year county and municipal aid	\$70,138.72
2. Increase due to sales tax revenue, including adjustments (<i>district changes</i>)	\$1,613.19
3. Fallen protective services insurance adjustment	-\$5.18
4. Fallen protective services insurance reimbursement (<i>reported to DOR</i>)	\$0.00
5. Total County and Municipal Aid (sum of Lines 1-4)	\$71,746.73

Utility Aid

- Under state law, utility aid is distributed to each county and municipality where tax-exempt utility property is located (sec. 79.04, Wis. Stats.)
- Utility companies report utility property information to DOR annually
- DOR uses the provided information to accurately calculate utility aid (*shown below*)

Utility Aid Calculation	
1. Net book value, <i>as of December 31, 2024 (including expected additions/retirements)</i>	\$0.00
2. Total net book value payment	\$0.00
3. Minimum payment	\$0.00
4. Megawatt capacity	0.0
5. Megawatt capacity payment	\$0.00
6. Closed/decommissioned production plant (phased down) payment	\$0.00
7. Subtotal (<i>sum of Lines 2, 3, 5 and 6</i>)	\$0.00
8. Population cap	\$285,175.00
9. Adjusted subtotal (<i>lesser of Line 7 or Line 8</i>)	\$0.00
10. Adjacent site incentive payment	\$0.00
11. Baseload incentive payment	\$0.00
12. Co-generation incentive payment	\$0.00
13. Alternative energy incentive payment	\$0.00
14. Total incentive payments (<i>sum of Lines 10 through 13</i>)	\$0.00
15. Spent nuclear fuel payment	\$0.00
16. Total Utility Aid – this is the utility aid payment listed on the front of the estimate (<i>sum of Lines 9, 14 and 15</i>)	\$0.00

Supplemental County and Municipal Aid

- Under state law, supplemental county and municipal aid paid to each county and municipality is determined by 2023 Wisconsin Act 12 (sec. 79.037, Wis. Stats.)
- For detailed information, review [county and municipal aid spreadsheet](#)

Supplemental County and Municipal Aid Calculation	
1. Prior year supplemental county and municipal aid	\$41,108.80
2. Increase due to sales tax revenue including adjustments (<i>district changes</i>)	\$945.50
3. Total Supplemental County and Municipal Aid (<i>sum of Lines 1 and 2</i>)	\$42,054.30

Expenditure Restraint Incentive Program

- Only municipalities are eligible to receive Expenditure Restraint Incentive Program (ERIP) payments
- Under state law, in 2025, each municipality will receive a payment that is equal to the amount of the payment received by the municipality in 2024 (sec. 79.05(4), Wis. Stats., from 2023 WI Act 12 – notwithstanding subs. (2) and (3))

Contact Information

If you have questions, contact us at lgs@wisconsin.gov, (608) 266-8618 or (608) 261-5167.



State of Wisconsin • DEPARTMENT OF REVENUE

DIVISION OF STATE AND LOCAL FINANCE • BUREAU OF LOCAL GOVERNMENT SERVICES • 2135 RIMROCK RD MADISON, WI 53713

Mailing Address:
PO Box 8971 #6-97
Madison WI 53708-8971
Fax: (608) 264-6887
lgs@wisconsin.gov

September 13, 2024

HEATHER DACHELET
VILLAGE OF KELLNERSVILLE
PO BOX 87
KELLNERSVILLE WI 54215-0087

Notice of Shared Revenue – 2025 Original Estimate

Notice Information

The Wisconsin Department of Revenue (DOR) is providing the **estimated** shared revenue amounts your local government will receive in 2025 under current state law for county and municipal aid, supplemental county and municipal aid, utility aid and the expenditure restraint incentive program. This does not include adjustments, shown on the July and November payment notices.

District	VILLAGE OF KELLNERSVILLE	County	MANITOWOC	Co-muni code	36-132
-----------------	--------------------------	---------------	-----------	---------------------	--------

Estimate Information

For an explanation of each aid payment listed below, review the additional information in this notice.

2025 Original Estimate	
1. County and municipal aid	\$74,405.71
2. Utility aid	\$0.00
3. Supplemental county and municipal aid	\$35,900.52
4. Expenditure restraint incentive program	\$0.00
5. Total Estimated 2025 Payments (sum of Lines 1-4)	\$110,306.23

Payment Information

Your local government will receive two distributions in 2025 :

- July 28, 2025: 15% of Line 1, 2, and 3 and 100% of Line 4 (*shown above*)
- November 17, 2025: balance of your 2025 aid payments

County and Municipal Aid

Under state law, the county and municipal aid paid to each county and municipality must be equal to the amount determined in 2012 (sec. 79.036, Wis. Stats.) and adjusted for fallen protective services insurance reimbursement (sec. 79.036(4), Wis. Stats.).

County and Municipal Aid Calculation	
1. Prior year county and municipal aid	\$72,738.11
2. Increase due to sales tax revenue, including adjustments (<i>district changes</i>)	\$1,672.98
3. Fallen protective services insurance adjustment	-\$5.38
4. Fallen protective services insurance reimbursement (<i>reported to DOR</i>)	\$0.00
5. Total County and Municipal Aid (sum of Lines 1-4)	\$74,405.71

Utility Aid

- Under state law, utility aid is distributed to each county and municipality where tax-exempt utility property is located (sec. 79.04, Wis. Stats.)
- Utility companies report utility property information to DOR annually
- DOR uses the provided information to accurately calculate utility aid (*shown below*)

Utility Aid Calculation	
1. Net book value, <i>as of December 31, 2024 (including expected additions/retirements)</i>	\$0.00
2. Total net book value payment	\$0.00
3. Minimum payment	\$0.00
4. Megawatt capacity	0.0
5. Megawatt capacity payment	\$0.00
6. Closed/decommissioned production plant (phased down) payment	\$0.00
7. Subtotal (<i>sum of Lines 2, 3, 5 and 6</i>)	\$0.00
8. Population cap	\$127,075.00
9. Adjusted subtotal (<i>lesser of Line 7 or Line 8</i>)	\$0.00
10. Adjacent site incentive payment	\$0.00
11. Baseload incentive payment	\$0.00
12. Co-generation incentive payment	\$0.00
13. Alternative energy incentive payment	\$0.00
14. Total incentive payments (<i>sum of Lines 10 through 13</i>)	\$0.00
15. Spent nuclear fuel payment	\$0.00
16. Total Utility Aid – this is the utility aid payment listed on the front of the estimate (<i>sum of Lines 9, 14 and 15</i>)	\$0.00

Supplemental County and Municipal Aid

- Under state law, supplemental county and municipal aid paid to each county and municipality is determined by 2023 Wisconsin Act 12 (sec. 79.037, Wis. Stats.)
- For detailed information, review [county and municipal aid spreadsheet](#)

Supplemental County and Municipal Aid Calculation	
1. Prior year supplemental county and municipal aid	\$35,093.37
2. Increase due to sales tax revenue including adjustments (<i>district changes</i>)	\$807.15
3. Total Supplemental County and Municipal Aid (<i>sum of Lines 1 and 2</i>)	\$35,900.52

Expenditure Restraint Incentive Program

- Only municipalities are eligible to receive Expenditure Restraint Incentive Program (ERIP) payments
- Under state law, in 2025, each municipality will receive a payment that is equal to the amount of the payment received by the municipality in 2024 (sec. 79.05(4), Wis. Stats., from 2023 WI Act 12 – notwithstanding subs. (2) and (3))

Contact Information

If you have questions, contact us at lgs@wisconsin.gov, (608) 266-8618 or (608) 261-5167.



State of Wisconsin • DEPARTMENT OF REVENUE

DIVISION OF STATE AND LOCAL FINANCE • BUREAU OF LOCAL GOVERNMENT SERVICES • 2135 RIMROCK RD MADISON, WI 53713

Mailing Address:
PO Box 8971 #6-97
Madison WI 53708-8971
Fax: (608) 264-6887
lgs@wisconsin.gov

September 13, 2024

DALE BOMSKI
VILLAGE OF MARIBEL
PO BOX 203
MARIBEL WI 54227-0203

Notice of Shared Revenue – 2025 Original Estimate

Notice Information

The Wisconsin Department of Revenue (DOR) is providing the **estimated** shared revenue amounts your local government will receive in 2025 under current state law for county and municipal aid, supplemental county and municipal aid, utility aid and the expenditure restraint incentive program. This does not include adjustments, shown on the July and November payment notices.

District	VILLAGE OF MARIBEL	County	MANITOWOC	Co-muni code	36-147
-----------------	--------------------	---------------	-----------	---------------------	--------

Estimate Information

For an explanation of each aid payment listed below, review the additional information in this notice.

2025 Original Estimate	
1. County and municipal aid	\$47,087.13
2. Utility aid	\$0.00
3. Supplemental county and municipal aid	\$36,450.69
4. Expenditure restraint incentive program	\$0.00
5. Total Estimated 2025 Payments (sum of Lines 1-4)	\$83,537.82

Payment Information

Your local government will receive two distributions in 2025 :

- July 28, 2025: 15% of Line 1, 2, and 3 and 100% of Line 4 (*shown above*)
- November 17, 2025: balance of your 2025 aid payments

County and Municipal Aid

Under state law, the county and municipal aid paid to each county and municipality must be equal to the amount determined in 2012 (sec. 79.036, Wis. Stats.) and adjusted for fallen protective services insurance reimbursement (sec. 79.036(4), Wis. Stats.).

County and Municipal Aid Calculation	
1. Prior year county and municipal aid	\$46,031.80
2. Increase due to sales tax revenue, including adjustments (<i>district changes</i>)	\$1,058.73
3. Fallen protective services insurance adjustment	-\$3.40
4. Fallen protective services insurance reimbursement (<i>reported to DOR</i>)	\$0.00
5. Total County and Municipal Aid (sum of Lines 1-4)	\$47,087.13

Utility Aid

- Under state law, utility aid is distributed to each county and municipality where tax-exempt utility property is located (sec. 79.04, Wis. Stats.)
- Utility companies report utility property information to DOR annually
- DOR uses the provided information to accurately calculate utility aid (*shown below*)

Utility Aid Calculation	
1. Net book value, <i>as of December 31, 2024 (including expected additions/retirements)</i>	\$0.00
2. Total net book value payment	\$0.00
3. Minimum payment	\$0.00
4. Megawatt capacity	0.0
5. Megawatt capacity payment	\$0.00
6. Closed/decommissioned production plant (phased down) payment	\$0.00
7. Subtotal (<i>sum of Lines 2, 3, 5 and 6</i>)	\$0.00
8. Population cap	\$140,250.00
9. Adjusted subtotal (<i>lesser of Line 7 or Line 8</i>)	\$0.00
10. Adjacent site incentive payment	\$0.00
11. Baseload incentive payment	\$0.00
12. Co-generation incentive payment	\$0.00
13. Alternative energy incentive payment	\$0.00
14. Total incentive payments (<i>sum of Lines 10 through 13</i>)	\$0.00
15. Spent nuclear fuel payment	\$0.00
16. Total Utility Aid – this is the utility aid payment listed on the front of the estimate (<i>sum of Lines 9, 14 and 15</i>)	\$0.00

Supplemental County and Municipal Aid

- Under state law, supplemental county and municipal aid paid to each county and municipality is determined by 2023 Wisconsin Act 12 (sec. 79.037, Wis. Stats.)
- For detailed information, review [county and municipal aid spreadsheet](#)

Supplemental County and Municipal Aid Calculation	
1. Prior year supplemental county and municipal aid	\$35,631.17
2. Increase due to sales tax revenue including adjustments (<i>district changes</i>)	\$819.52
3. Total Supplemental County and Municipal Aid (<i>sum of Lines 1 and 2</i>)	\$36,450.69

Expenditure Restraint Incentive Program

- Only municipalities are eligible to receive Expenditure Restraint Incentive Program (ERIP) payments
- Under state law, in 2025, each municipality will receive a payment that is equal to the amount of the payment received by the municipality in 2024 (sec. 79.05(4), Wis. Stats., from 2023 WI Act 12 – notwithstanding subs. (2) and (3))

Contact Information

If you have questions, contact us at lgs@wisconsin.gov, (608) 266-8618 or (608) 261-5167.



State of Wisconsin • DEPARTMENT OF REVENUE

DIVISION OF STATE AND LOCAL FINANCE • BUREAU OF LOCAL GOVERNMENT SERVICES • 2135 RIMROCK RD MADISON, WI 53713

Mailing Address:
PO Box 8971 #6-97
Madison WI 53708-8971
Fax: (608) 264-6887
lgs@wisconsin.gov

September 13, 2024

STEPHANIE STIEFVATER
VILLAGE OF MISHICOT
PO BOX 385
MISHICOT WI 54228-0385

Notice of Shared Revenue – 2025 Original Estimate

Notice Information

The Wisconsin Department of Revenue (DOR) is providing the **estimated** shared revenue amounts your local government will receive in 2025 under current state law for county and municipal aid, supplemental county and municipal aid, utility aid and the expenditure restraint incentive program. This does not include adjustments, shown on the July and November payment notices.

District	VILLAGE OF MISHICOT	County	MANITOWOC	Co-muni code	36-151
-----------------	---------------------	---------------	-----------	---------------------	--------

Estimate Information

For an explanation of each aid payment listed below, review the additional information in this notice.

2025 Original Estimate	
1. County and municipal aid	\$109,638.59
2. Utility aid	\$0.00
3. Supplemental county and municipal aid	\$55,297.90
4. Expenditure restraint incentive program	\$0.00
5. Total Estimated 2025 Payments (sum of Lines 1-4)	\$164,936.49

Payment Information

Your local government will receive two distributions in 2025 :

- July 28, 2025: 15% of Line 1, 2, and 3 and 100% of Line 4 (*shown above*)
- November 17, 2025: balance of your 2025 aid payments

County and Municipal Aid

Under state law, the county and municipal aid paid to each county and municipality must be equal to the amount determined in 2012 (sec. 79.036, Wis. Stats.) and adjusted for fallen protective services insurance reimbursement (sec. 79.036(4), Wis. Stats.).

County and Municipal Aid Calculation	
1. Prior year county and municipal aid	\$107,181.34
2. Increase due to sales tax revenue, including adjustments (<i>district changes</i>)	\$2,465.17
3. Fallen protective services insurance adjustment	-\$7.92
4. Fallen protective services insurance reimbursement (<i>reported to DOR</i>)	\$0.00
5. Total County and Municipal Aid (sum of Lines 1-4)	\$109,638.59

Utility Aid

- Under state law, utility aid is distributed to each county and municipality where tax-exempt utility property is located (sec. 79.04, Wis. Stats.)
- Utility companies report utility property information to DOR annually
- DOR uses the provided information to accurately calculate utility aid (*shown below*)

Utility Aid Calculation	
1. Net book value, <i>as of December 31, 2024 (including expected additions/retirements)</i>	\$0.00
2. Total net book value payment	\$0.00
3. Minimum payment	\$0.00
4. Megawatt capacity	0.0
5. Megawatt capacity payment	\$0.00
6. Closed/decommissioned production plant (phased down) payment	\$0.00
7. Subtotal (<i>sum of Lines 2, 3, 5 and 6</i>)	\$0.00
8. Population cap	\$603,075.00
9. Adjusted subtotal (<i>lesser of Line 7 or Line 8</i>)	\$0.00
10. Adjacent site incentive payment	\$0.00
11. Baseload incentive payment	\$0.00
12. Co-generation incentive payment	\$0.00
13. Alternative energy incentive payment	\$0.00
14. Total incentive payments (<i>sum of Lines 10 through 13</i>)	\$0.00
15. Spent nuclear fuel payment	\$0.00
16. Total Utility Aid – this is the utility aid payment listed on the front of the estimate (<i>sum of Lines 9, 14 and 15</i>)	\$0.00

Supplemental County and Municipal Aid

- Under state law, supplemental county and municipal aid paid to each county and municipality is determined by 2023 Wisconsin Act 12 (sec. 79.037, Wis. Stats.)
- For detailed information, review [county and municipal aid spreadsheet](#)

Supplemental County and Municipal Aid Calculation	
1. Prior year supplemental county and municipal aid	\$54,054.64
2. Increase due to sales tax revenue including adjustments (<i>district changes</i>)	\$1,243.26
3. Total Supplemental County and Municipal Aid (<i>sum of Lines 1 and 2</i>)	\$55,297.90

Expenditure Restraint Incentive Program

- Only municipalities are eligible to receive Expenditure Restraint Incentive Program (ERIP) payments
- Under state law, in 2025, each municipality will receive a payment that is equal to the amount of the payment received by the municipality in 2024 (sec. 79.05(4), Wis. Stats., from 2023 WI Act 12 – notwithstanding subs. (2) and (3))

Contact Information

If you have questions, contact us at lgs@wisconsin.gov, (608) 266-8618 or (608) 261-5167.



State of Wisconsin • DEPARTMENT OF REVENUE

DIVISION OF STATE AND LOCAL FINANCE • BUREAU OF LOCAL GOVERNMENT SERVICES • 2135 RIMROCK RD MADISON, WI 53713

Mailing Address:
PO Box 8971 #6-97
Madison WI 53708-8971
Fax: (608) 264-6887
lgs@wisconsin.gov

September 13, 2024

MARY JO KRAHN
VILLAGE OF REEDSVILLE
217 MENASHA ST
REEDSVILLE WI 54230-8597

Notice of Shared Revenue – 2025 Original Estimate

Notice Information

The Wisconsin Department of Revenue (DOR) is providing the **estimated** shared revenue amounts your local government will receive in 2025 under current state law for county and municipal aid, supplemental county and municipal aid, utility aid and the expenditure restraint incentive program. This does not include adjustments, shown on the July and November payment notices.

District	VILLAGE OF REEDSVILLE	County	MANITOWOC	Co-muni code	36-176
-----------------	-----------------------	---------------	-----------	---------------------	--------

Estimate Information

For an explanation of each aid payment listed below, review the additional information in this notice.

2025 Original Estimate	
1. County and municipal aid	\$291,564.56
2. Utility aid	\$0.00
3. Supplemental county and municipal aid	\$58,321.68
4. Expenditure restraint incentive program	\$0.00
5. Total Estimated 2025 Payments (sum of Lines 1-4)	\$349,886.24

Payment Information

Your local government will receive two distributions in 2025 :

- July 28, 2025: 15% of Line 1, 2, and 3 and 100% of Line 4 (*shown above*)
- November 17, 2025: balance of your 2025 aid payments

County and Municipal Aid

Under state law, the county and municipal aid paid to each county and municipality must be equal to the amount determined in 2012 (sec. 79.036, Wis. Stats.) and adjusted for fallen protective services insurance reimbursement (sec. 79.036(4), Wis. Stats.).

County and Municipal Aid Calculation	
1. Prior year county and municipal aid	\$285,029.94
2. Increase due to sales tax revenue, including adjustments (<i>district changes</i>)	\$6,555.69
3. Fallen protective services insurance adjustment	-\$21.07
4. Fallen protective services insurance reimbursement (<i>reported to DOR</i>)	\$0.00
5. Total County and Municipal Aid (sum of Lines 1-4)	\$291,564.56

Utility Aid

- Under state law, utility aid is distributed to each county and municipality where tax-exempt utility property is located (sec. 79.04, Wis. Stats.)
- Utility companies report utility property information to DOR annually
- DOR uses the provided information to accurately calculate utility aid (*shown below*)

Utility Aid Calculation	
1. Net book value, <i>as of December 31, 2024 (including expected additions/retirements)</i>	\$0.00
2. Total net book value payment	\$0.00
3. Minimum payment	\$0.00
4. Megawatt capacity	0.0
5. Megawatt capacity payment	\$0.00
6. Closed/decommissioned production plant (phased down) payment	\$0.00
7. Subtotal (<i>sum of Lines 2, 3, 5 and 6</i>)	\$0.00
8. Population cap	\$504,050.00
9. Adjusted subtotal (<i>lesser of Line 7 or Line 8</i>)	\$0.00
10. Adjacent site incentive payment	\$0.00
11. Baseload incentive payment	\$0.00
12. Co-generation incentive payment	\$0.00
13. Alternative energy incentive payment	\$0.00
14. Total incentive payments (<i>sum of Lines 10 through 13</i>)	\$0.00
15. Spent nuclear fuel payment	\$0.00
16. Total Utility Aid – this is the utility aid payment listed on the front of the estimate (<i>sum of Lines 9, 14 and 15</i>)	\$0.00

Supplemental County and Municipal Aid

- Under state law, supplemental county and municipal aid paid to each county and municipality is determined by 2023 Wisconsin Act 12 (sec. 79.037, Wis. Stats.)
- For detailed information, review [county and municipal aid spreadsheet](#)

Supplemental County and Municipal Aid Calculation	
1. Prior year supplemental county and municipal aid	\$57,010.44
2. Increase due to sales tax revenue including adjustments (<i>district changes</i>)	\$1,311.24
3. Total Supplemental County and Municipal Aid (<i>sum of Lines 1 and 2</i>)	\$58,321.68

Expenditure Restraint Incentive Program

- Only municipalities are eligible to receive Expenditure Restraint Incentive Program (ERIP) payments
- Under state law, in 2025, each municipality will receive a payment that is equal to the amount of the payment received by the municipality in 2024 (sec. 79.05(4), Wis. Stats., from 2023 WI Act 12 – notwithstanding subs. (2) and (3))

Contact Information

If you have questions, contact us at lgs@wisconsin.gov, (608) 266-8618 or (608) 261-5167.



State of Wisconsin • DEPARTMENT OF REVENUE

DIVISION OF STATE AND LOCAL FINANCE • BUREAU OF LOCAL GOVERNMENT SERVICES • 2135 RIMROCK RD MADISON, WI 53713

Mailing Address:
PO Box 8971 #6-97
Madison WI 53708-8971
Fax: (608) 264-6887
lgs@wisconsin.gov

September 13, 2024

REBECCA ABRAMS
VILLAGE OF SAINT NAZIANZ
PO BOX 302
ST NAZIANZ WI 54232-0302

Notice of Shared Revenue – 2025 Original Estimate

Notice Information

The Wisconsin Department of Revenue (DOR) is providing the **estimated** shared revenue amounts your local government will receive in 2025 under current state law for county and municipal aid, supplemental county and municipal aid, utility aid and the expenditure restraint incentive program. This does not include adjustments, shown on the July and November payment notices.

District	VILLAGE OF SAINT NAZIANZ	County	MANITOWOC	Co-muni code	36-181
-----------------	--------------------------	---------------	-----------	---------------------	--------

Estimate Information

For an explanation of each aid payment listed below, review the additional information in this notice.

2025 Original Estimate	
1. County and municipal aid	\$157,047.33
2. Utility aid	\$0.00
3. Supplemental county and municipal aid	\$42,913.54
4. Expenditure restraint incentive program	\$4,570.12
5. Total Estimated 2025 Payments (sum of Lines 1-4)	\$204,530.99

Payment Information

Your local government will receive two distributions in 2025 :

- July 28, 2025: 15% of Line 1, 2, and 3 and 100% of Line 4 (*shown above*)
- November 17, 2025: balance of your 2025 aid payments

County and Municipal Aid

Under state law, the county and municipal aid paid to each county and municipality must be equal to the amount determined in 2012 (sec. 79.036, Wis. Stats.) and adjusted for fallen protective services insurance reimbursement (sec. 79.036(4), Wis. Stats.).

County and Municipal Aid Calculation	
1. Prior year county and municipal aid	\$153,527.55
2. Increase due to sales tax revenue, including adjustments (<i>district changes</i>)	\$3,531.13
3. Fallen protective services insurance adjustment	-\$11.35
4. Fallen protective services insurance reimbursement (<i>reported to DOR</i>)	\$0.00
5. Total County and Municipal Aid (sum of Lines 1-4)	\$157,047.33

Utility Aid

- Under state law, utility aid is distributed to each county and municipality where tax-exempt utility property is located (sec. 79.04, Wis. Stats.)
- Utility companies report utility property information to DOR annually
- DOR uses the provided information to accurately calculate utility aid (*shown below*)

Utility Aid Calculation	
1. Net book value, <i>as of December 31, 2024 (including expected additions/retirements)</i>	\$0.00
2. Total net book value payment	\$0.00
3. Minimum payment	\$0.00
4. Megawatt capacity	0.0
5. Megawatt capacity payment	\$0.00
6. Closed/decommissioned production plant (phased down) payment	\$0.00
7. Subtotal (<i>sum of Lines 2, 3, 5 and 6</i>)	\$0.00
8. Population cap	\$297,925.00
9. Adjusted subtotal (<i>lesser of Line 7 or Line 8</i>)	\$0.00
10. Adjacent site incentive payment	\$0.00
11. Baseload incentive payment	\$0.00
12. Co-generation incentive payment	\$0.00
13. Alternative energy incentive payment	\$0.00
14. Total incentive payments (<i>sum of Lines 10 through 13</i>)	\$0.00
15. Spent nuclear fuel payment	\$0.00
16. Total Utility Aid – this is the utility aid payment listed on the front of the estimate (<i>sum of Lines 9, 14 and 15</i>)	\$0.00

Supplemental County and Municipal Aid

- Under state law, supplemental county and municipal aid paid to each county and municipality is determined by 2023 Wisconsin Act 12 (sec. 79.037, Wis. Stats.)
- For detailed information, review [county and municipal aid spreadsheet](#)

Supplemental County and Municipal Aid Calculation	
1. Prior year supplemental county and municipal aid	\$41,948.72
2. Increase due to sales tax revenue including adjustments (<i>district changes</i>)	\$964.82
3. Total Supplemental County and Municipal Aid (<i>sum of Lines 1 and 2</i>)	\$42,913.54

Expenditure Restraint Incentive Program

- Only municipalities are eligible to receive Expenditure Restraint Incentive Program (ERIP) payments
- Under state law, in 2025, each municipality will receive a payment that is equal to the amount of the payment received by the municipality in 2024 (sec. 79.05(4), Wis. Stats., from 2023 WI Act 12 – notwithstanding subs. (2) and (3))

Contact Information

If you have questions, contact us at lgs@wisconsin.gov, (608) 266-8618 or (608) 261-5167.



State of Wisconsin • DEPARTMENT OF REVENUE

DIVISION OF STATE AND LOCAL FINANCE • BUREAU OF LOCAL GOVERNMENT SERVICES • 2135 RIMROCK RD MADISON, WI 53713

Mailing Address:
PO Box 8971 #6-97
Madison WI 53708-8971
Fax: (608) 264-6887
lgs@wisconsin.gov

September 13, 2024

LORI BRUCKNER
VILLAGE OF VALDERS
PO BOX 459
VALDERS WI 54245-0459

Notice of Shared Revenue – 2025 Original Estimate

Notice Information

The Wisconsin Department of Revenue (DOR) is providing the **estimated** shared revenue amounts your local government will receive in 2025 under current state law for county and municipal aid, supplemental county and municipal aid, utility aid and the expenditure restraint incentive program. This does not include adjustments, shown on the July and November payment notices.

District	VILLAGE OF VALDERS	County	MANITOWOC	Co-muni code	36-186
-----------------	--------------------	---------------	-----------	---------------------	--------

Estimate Information

For an explanation of each aid payment listed below, review the additional information in this notice.

2025 Original Estimate	
1. County and municipal aid	\$202,657.15
2. Utility aid	\$3,887.35
3. Supplemental county and municipal aid	\$47,208.97
4. Expenditure restraint incentive program	\$1,085.76
5. Total Estimated 2025 Payments (sum of Lines 1-4)	\$254,839.23

Payment Information

Your local government will receive two distributions in 2025 :

- July 28, 2025: 15% of Line 1, 2, and 3 and 100% of Line 4 (*shown above*)
- November 17, 2025: balance of your 2025 aid payments

County and Municipal Aid

Under state law, the county and municipal aid paid to each county and municipality must be equal to the amount determined in 2012 (sec. 79.036, Wis. Stats.) and adjusted for fallen protective services insurance reimbursement (sec. 79.036(4), Wis. Stats.).

County and Municipal Aid Calculation	
1. Prior year county and municipal aid	\$198,115.14
2. Increase due to sales tax revenue, including adjustments (<i>district changes</i>)	\$4,556.65
3. Fallen protective services insurance adjustment	-\$14.64
4. Fallen protective services insurance reimbursement (<i>reported to DOR</i>)	\$0.00
5. Total County and Municipal Aid (sum of Lines 1-4)	\$202,657.15

Utility Aid

- Under state law, utility aid is distributed to each county and municipality where tax-exempt utility property is located (sec. 79.04, Wis. Stats.)
- Utility companies report utility property information to DOR annually
- DOR uses the provided information to accurately calculate utility aid (*shown below*)

Utility Aid Calculation	
1. Net book value, as of December 31, 2024 (including expected additions/retirements)	\$647,892.00
2. Total net book value payment	\$3,887.35
3. Minimum payment	\$0.00
4. Megawatt capacity	0.0
5. Megawatt capacity payment	\$0.00
6. Closed/decommissioned production plant (phased down) payment	\$0.00
7. Subtotal (sum of Lines 2, 3, 5 and 6)	\$3,887.35
8. Population cap	\$405,875.00
9. Adjusted subtotal (lesser of Line 7 or Line 8)	\$3,887.35
10. Adjacent site incentive payment	\$0.00
11. Baseload incentive payment	\$0.00
12. Co-generation incentive payment	\$0.00
13. Alternative energy incentive payment	\$0.00
14. Total incentive payments (sum of Lines 10 through 13)	\$0.00
15. Spent nuclear fuel payment	\$0.00
16. Total Utility Aid – this is the utility aid payment listed on the front of the estimate (sum of Lines 9, 14 and 15)	\$3,887.35

Supplemental County and Municipal Aid

- Under state law, supplemental county and municipal aid paid to each county and municipality is determined by 2023 Wisconsin Act 12 (sec. 79.037, Wis. Stats.)
- For detailed information, review [county and municipal aid spreadsheet](#)

Supplemental County and Municipal Aid Calculation	
1. Prior year supplemental county and municipal aid	\$46,147.58
2. Increase due to sales tax revenue including adjustments (district changes)	\$1,061.39
3. Total Supplemental County and Municipal Aid (sum of Lines 1 and 2)	\$47,208.97

Expenditure Restraint Incentive Program

- Only municipalities are eligible to receive Expenditure Restraint Incentive Program (ERIP) payments
- Under state law, in 2025, each municipality will receive a payment that is equal to the amount of the payment received by the municipality in 2024 (sec. 79.05(4), Wis. Stats., from 2023 WI Act 12 – notwithstanding subs. (2) and (3))

Contact Information

If you have questions, contact us at lgs@wisconsin.gov, (608) 266-8618 or (608) 261-5167.



State of Wisconsin • DEPARTMENT OF REVENUE

DIVISION OF STATE AND LOCAL FINANCE • BUREAU OF LOCAL GOVERNMENT SERVICES • 2135 RIMROCK RD MADISON, WI 53713

Mailing Address:
PO Box 8971 #6-97
Madison WI 53708-8971
Fax: (608) 264-6887
lgs@wisconsin.gov

September 13, 2024

MEGAN MATTIE
VILLAGE OF WHITELAW
PO BOX 294
WHITELAW WI 54247-0294

Notice of Shared Revenue – 2025 Original Estimate

Notice Information

The Wisconsin Department of Revenue (DOR) is providing the **estimated** shared revenue amounts your local government will receive in 2025 under current state law for county and municipal aid, supplemental county and municipal aid, utility aid and the expenditure restraint incentive program. This does not include adjustments, shown on the July and November payment notices.

District	VILLAGE OF WHITELAW	County	MANITOWOC	Co-muni code	36-191
-----------------	---------------------	---------------	-----------	---------------------	--------

Estimate Information

For an explanation of each aid payment listed below, review the additional information in this notice.

2025 Original Estimate	
1. County and municipal aid	\$93,883.72
2. Utility aid	\$0.00
3. Supplemental county and municipal aid	\$43,394.70
4. Expenditure restraint incentive program	\$0.00
5. Total Estimated 2025 Payments (sum of Lines 1-4)	\$137,278.42

Payment Information

Your local government will receive two distributions in 2025 :

- July 28, 2025: 15% of Line 1, 2, and 3 and 100% of Line 4 (*shown above*)
- November 17, 2025: balance of your 2025 aid payments

County and Municipal Aid

Under state law, the county and municipal aid paid to each county and municipality must be equal to the amount determined in 2012 (sec. 79.036, Wis. Stats.) and adjusted for fallen protective services insurance reimbursement (sec. 79.036(4), Wis. Stats.).

County and Municipal Aid Calculation	
1. Prior year county and municipal aid	\$91,779.57
2. Increase due to sales tax revenue, including adjustments (<i>district changes</i>)	\$2,110.93
3. Fallen protective services insurance adjustment	-\$6.78
4. Fallen protective services insurance reimbursement (<i>reported to DOR</i>)	\$0.00
5. Total County and Municipal Aid (sum of Lines 1-4)	\$93,883.72

Utility Aid

- Under state law, utility aid is distributed to each county and municipality where tax-exempt utility property is located (sec. 79.04, Wis. Stats.)
- Utility companies report utility property information to DOR annually
- DOR uses the provided information to accurately calculate utility aid (*shown below*)

Utility Aid Calculation	
1. Net book value, <i>as of December 31, 2024 (including expected additions/retirements)</i>	\$0.00
2. Total net book value payment	\$0.00
3. Minimum payment	\$0.00
4. Megawatt capacity	0.0
5. Megawatt capacity payment	\$0.00
6. Closed/decommissioned production plant (phased down) payment	\$0.00
7. Subtotal (<i>sum of Lines 2, 3, 5 and 6</i>)	\$0.00
8. Population cap	\$311,100.00
9. Adjusted subtotal (<i>lesser of Line 7 or Line 8</i>)	\$0.00
10. Adjacent site incentive payment	\$0.00
11. Baseload incentive payment	\$0.00
12. Co-generation incentive payment	\$0.00
13. Alternative energy incentive payment	\$0.00
14. Total incentive payments (<i>sum of Lines 10 through 13</i>)	\$0.00
15. Spent nuclear fuel payment	\$0.00
16. Total Utility Aid – this is the utility aid payment listed on the front of the estimate (<i>sum of Lines 9, 14 and 15</i>)	\$0.00

Supplemental County and Municipal Aid

- Under state law, supplemental county and municipal aid paid to each county and municipality is determined by 2023 Wisconsin Act 12 (sec. 79.037, Wis. Stats.)
- For detailed information, review [county and municipal aid spreadsheet](#)

Supplemental County and Municipal Aid Calculation	
1. Prior year supplemental county and municipal aid	\$42,419.06
2. Increase due to sales tax revenue including adjustments (<i>district changes</i>)	\$975.64
3. Total Supplemental County and Municipal Aid (<i>sum of Lines 1 and 2</i>)	\$43,394.70

Expenditure Restraint Incentive Program

- Only municipalities are eligible to receive Expenditure Restraint Incentive Program (ERIP) payments
- Under state law, in 2025, each municipality will receive a payment that is equal to the amount of the payment received by the municipality in 2024 (sec. 79.05(4), Wis. Stats., from 2023 WI Act 12 – notwithstanding subs. (2) and (3))

Contact Information

If you have questions, contact us at lgs@wisconsin.gov, (608) 266-8618 or (608) 261-5167.



State of Wisconsin • DEPARTMENT OF REVENUE

DIVISION OF STATE AND LOCAL FINANCE • BUREAU OF LOCAL GOVERNMENT SERVICES • 2135 RIMROCK RD MADISON, WI 53713

Mailing Address:
PO Box 8971 #6-97
Madison WI 53708-8971
Fax: (608) 264-6887
lgs@wisconsin.gov

September 13, 2024

KATRINA WEIR
CITY OF KIEL
PO BOX 98
KIEL WI 53042-0098

Notice of Shared Revenue – 2025 Original Estimate

Notice Information

The Wisconsin Department of Revenue (DOR) is providing the **estimated** shared revenue amounts your local government will receive in 2025 under current state law for county and municipal aid, supplemental county and municipal aid, utility aid and the expenditure restraint incentive program. This does not include adjustments, shown on the July and November payment notices.

District	CITY OF KIEL	County	MANITOWOC	Co-muni code	36-241
-----------------	--------------	---------------	-----------	---------------------	--------

Estimate Information

For an explanation of each aid payment listed below, review the additional information in this notice.

2025 Original Estimate	
1. County and municipal aid	\$560,182.52
2. Utility aid	\$0.00
3. Supplemental county and municipal aid	\$112,053.34
4. Expenditure restraint incentive program	\$0.00
5. Total Estimated 2025 Payments (sum of Lines 1-4)	\$672,235.86

Payment Information

Your local government will receive two distributions in 2025 :

- July 28, 2025: 15% of Line 1, 2, and 3 and 100% of Line 4 (*shown above*)
- November 17, 2025: balance of your 2025 aid payments

County and Municipal Aid

Under state law, the county and municipal aid paid to each county and municipality must be equal to the amount determined in 2012 (sec. 79.036, Wis. Stats.) and adjusted for fallen protective services insurance reimbursement (sec. 79.036(4), Wis. Stats.).

County and Municipal Aid Calculation	
1. Prior year county and municipal aid	\$547,627.56
2. Increase due to sales tax revenue, including adjustments (<i>district changes</i>)	\$12,595.43
3. Fallen protective services insurance adjustment	-\$40.47
4. Fallen protective services insurance reimbursement (<i>reported to DOR</i>)	\$0.00
5. Total County and Municipal Aid (sum of Lines 1-4)	\$560,182.52

Utility Aid

- Under state law, utility aid is distributed to each county and municipality where tax-exempt utility property is located (sec. 79.04, Wis. Stats.)
- Utility companies report utility property information to DOR annually
- DOR uses the provided information to accurately calculate utility aid (*shown below*)

Utility Aid Calculation	
1. Net book value, <i>as of December 31, 2024 (including expected additions/retirements)</i>	\$0.00
2. Total net book value payment	\$0.00
3. Minimum payment	\$0.00
4. Megawatt capacity	0.0
5. Megawatt capacity payment	\$0.00
6. Closed/decommissioned production plant (phased down) payment	\$0.00
7. Subtotal (<i>sum of Lines 2, 3, 5 and 6</i>)	\$0.00
8. Population cap	\$1,703,400.00
9. Adjusted subtotal (<i>lesser of Line 7 or Line 8</i>)	\$0.00
10. Adjacent site incentive payment	\$0.00
11. Baseload incentive payment	\$0.00
12. Co-generation incentive payment	\$0.00
13. Alternative energy incentive payment	\$0.00
14. Total incentive payments (<i>sum of Lines 10 through 13</i>)	\$0.00
15. Spent nuclear fuel payment	\$0.00
16. Total Utility Aid – this is the utility aid payment listed on the front of the estimate (<i>sum of Lines 9, 14 and 15</i>)	\$0.00

Supplemental County and Municipal Aid

- Under state law, supplemental county and municipal aid paid to each county and municipality is determined by 2023 Wisconsin Act 12 (sec. 79.037, Wis. Stats.)
- For detailed information, review [county and municipal aid spreadsheet](#)

Supplemental County and Municipal Aid Calculation	
1. Prior year supplemental county and municipal aid	\$109,534.06
2. Increase due to sales tax revenue including adjustments (<i>district changes</i>)	\$2,519.28
3. Total Supplemental County and Municipal Aid (<i>sum of Lines 1 and 2</i>)	\$112,053.34

Expenditure Restraint Incentive Program

- Only municipalities are eligible to receive Expenditure Restraint Incentive Program (ERIP) payments
- Under state law, in 2025, each municipality will receive a payment that is equal to the amount of the payment received by the municipality in 2024 (sec. 79.05(4), Wis. Stats., from 2023 WI Act 12 – notwithstanding subs. (2) and (3))

Contact Information

If you have questions, contact us at lgs@wisconsin.gov, (608) 266-8618 or (608) 261-5167.



State of Wisconsin • DEPARTMENT OF REVENUE

DIVISION OF STATE AND LOCAL FINANCE • BUREAU OF LOCAL GOVERNMENT SERVICES • 2135 RIMROCK RD MADISON, WI 53713

Mailing Address:
PO Box 8971 #6-97
Madison WI 53708-8971
Fax: (608) 264-6887
lgs@wisconsin.gov

September 13, 2024

MACKENZIE REED
CITY OF MANITOWOC
900 QUAY ST
MANITOWOC WI 54220-4543

Notice of Shared Revenue – 2025 Original Estimate

Notice Information

The Wisconsin Department of Revenue (DOR) is providing the **estimated** shared revenue amounts your local government will receive in 2025 under current state law for county and municipal aid, supplemental county and municipal aid, utility aid and the expenditure restraint incentive program. This does not include adjustments, shown on the July and November payment notices.

District	CITY OF MANITOWOC	County	MANITOWOC	Co-muni code	36-251
-----------------	-------------------	---------------	-----------	---------------------	--------

Estimate Information

For an explanation of each aid payment listed below, review the additional information in this notice.

2025 Original Estimate	
1. County and municipal aid	\$5,490,902.78
2. Utility aid	\$34,608.20
3. Supplemental county and municipal aid	\$1,428,448.00
4. Expenditure restraint incentive program	\$418,755.51
5. Total Estimated 2025 Payments (sum of Lines 1-4)	\$7,372,714.49

Payment Information

Your local government will receive two distributions in 2025 :

- July 28, 2025: 15% of Line 1, 2, and 3 and 100% of Line 4 (*shown above*)
- November 17, 2025: balance of your 2025 aid payments

County and Municipal Aid

Under state law, the county and municipal aid paid to each county and municipality must be equal to the amount determined in 2012 (sec. 79.036, Wis. Stats.) and adjusted for fallen protective services insurance reimbursement (sec. 79.036(4), Wis. Stats.).

County and Municipal Aid Calculation	
1. Prior year county and municipal aid	\$5,367,839.19
2. Increase due to sales tax revenue, including adjustments (<i>district changes</i>)	\$123,460.30
3. Fallen protective services insurance adjustment	-\$396.71
4. Fallen protective services insurance reimbursement (<i>reported to DOR</i>)	\$0.00
5. Total County and Municipal Aid (sum of Lines 1-4)	\$5,490,902.78

Utility Aid

- Under state law, utility aid is distributed to each county and municipality where tax-exempt utility property is located (sec. 79.04, Wis. Stats.)
- Utility companies report utility property information to DOR annually
- DOR uses the provided information to accurately calculate utility aid (*shown below*)

Utility Aid Calculation	
1. Net book value, <i>as of December 31, 2024 (including expected additions/retirements)</i>	\$5,768,033.00
2. Total net book value payment	\$34,608.20
3. Minimum payment	\$0.00
4. Megawatt capacity	0.0
5. Megawatt capacity payment	\$0.00
6. Closed/decommissioned production plant (phased down) payment	\$0.00
7. Subtotal (<i>sum of Lines 2, 3, 5 and 6</i>)	\$34,608.20
8. Population cap	\$14,651,025.00
9. Adjusted subtotal (<i>lesser of Line 7 or Line 8</i>)	\$34,608.20
10. Adjacent site incentive payment	\$0.00
11. Baseload incentive payment	\$0.00
12. Co-generation incentive payment	\$0.00
13. Alternative energy incentive payment	\$0.00
14. Total incentive payments (<i>sum of Lines 10 through 13</i>)	\$0.00
15. Spent nuclear fuel payment	\$0.00
16. Total Utility Aid – this is the utility aid payment listed on the front of the estimate <i>(sum of Lines 9, 14 and 15)</i>	\$34,608.20

Supplemental County and Municipal Aid

- Under state law, supplemental county and municipal aid paid to each county and municipality is determined by 2023 Wisconsin Act 12 (sec. 79.037, Wis. Stats.)
- For detailed information, review [county and municipal aid spreadsheet](#)

Supplemental County and Municipal Aid Calculation	
1. Prior year supplemental county and municipal aid	\$1,396,332.36
2. Increase due to sales tax revenue including adjustments (<i>district changes</i>)	\$32,115.64
3. Total Supplemental County and Municipal Aid (<i>sum of Lines 1 and 2</i>)	\$1,428,448.00

Expenditure Restraint Incentive Program

- Only municipalities are eligible to receive Expenditure Restraint Incentive Program (ERIP) payments
- Under state law, in 2025, each municipality will receive a payment that is equal to the amount of the payment received by the municipality in 2024 (sec. 79.05(4), Wis. Stats., from 2023 WI Act 12 – notwithstanding subs. (2) and (3))

Contact Information

If you have questions, contact us at lgs@wisconsin.gov, (608) 266-8618 or (608) 261-5167.



State of Wisconsin • DEPARTMENT OF REVENUE

DIVISION OF STATE AND LOCAL FINANCE • BUREAU OF LOCAL GOVERNMENT SERVICES • 2135 RIMROCK RD MADISON, WI 53713

Mailing Address:
PO Box 8971 #6-97
Madison WI 53708-8971
Fax: (608) 264-6887
lgs@wisconsin.gov

September 13, 2024

AMANDA BARYENBRUCH
CITY OF TWO RIVERS
PO BOX 87
TWO RIVERS WI 54241-0087

Notice of Shared Revenue – 2025 Original Estimate

Notice Information

The Wisconsin Department of Revenue (DOR) is providing the **estimated** shared revenue amounts your local government will receive in 2025 under current state law for county and municipal aid, supplemental county and municipal aid, utility aid and the expenditure restraint incentive program. This does not include adjustments, shown on the July and November payment notices.

District	CITY OF TWO RIVERS	County	MANITOWOC	Co-muni code	36-286
-----------------	--------------------	---------------	-----------	---------------------	--------

Estimate Information

For an explanation of each aid payment listed below, review the additional information in this notice.

2025 Original Estimate	
1. County and municipal aid	\$3,863,438.21
2. Utility aid	\$11,947.13
3. Supplemental county and municipal aid	\$868,237.37
4. Expenditure restraint incentive program	\$161,196.61
5. Total Estimated 2025 Payments (sum of Lines 1-4)	\$4,904,819.32

Payment Information

Your local government will receive two distributions in 2025 :

- July 28, 2025: 15% of Line 1, 2, and 3 and 100% of Line 4 (*shown above*)
- November 17, 2025: balance of your 2025 aid payments

County and Municipal Aid

Under state law, the county and municipal aid paid to each county and municipality must be equal to the amount determined in 2012 (sec. 79.036, Wis. Stats.) and adjusted for fallen protective services insurance reimbursement (sec. 79.036(4), Wis. Stats.).

County and Municipal Aid Calculation	
1. Prior year county and municipal aid	\$3,776,849.79
2. Increase due to sales tax revenue, including adjustments (<i>district changes</i>)	\$86,867.55
3. Fallen protective services insurance adjustment	-\$279.13
4. Fallen protective services insurance reimbursement (<i>reported to DOR</i>)	\$0.00
5. Total County and Municipal Aid (sum of Lines 1-4)	\$3,863,438.21

Utility Aid

- Under state law, utility aid is distributed to each county and municipality where tax-exempt utility property is located (sec. 79.04, Wis. Stats.)
- Utility companies report utility property information to DOR annually
- DOR uses the provided information to accurately calculate utility aid (*shown below*)

Utility Aid Calculation	
1. Net book value, <i>as of December 31, 2024 (including expected additions/retirements)</i>	\$1,991,188.00
2. Total net book value payment	\$11,947.13
3. Minimum payment	\$0.00
4. Megawatt capacity	0.0
5. Megawatt capacity payment	\$0.00
6. Closed/decommissioned production plant (phased down) payment	\$0.00
7. Subtotal (<i>sum of Lines 2, 3, 5 and 6</i>)	\$11,947.13
8. Population cap	\$4,649,075.00
9. Adjusted subtotal (<i>lesser of Line 7 or Line 8</i>)	\$11,947.13
10. Adjacent site incentive payment	\$0.00
11. Baseload incentive payment	\$0.00
12. Co-generation incentive payment	\$0.00
13. Alternative energy incentive payment	\$0.00
14. Total incentive payments (<i>sum of Lines 10 through 13</i>)	\$0.00
15. Spent nuclear fuel payment	\$0.00
16. Total Utility Aid – this is the utility aid payment listed on the front of the estimate (<i>sum of Lines 9, 14 and 15</i>)	\$11,947.13

Supplemental County and Municipal Aid

- Under state law, supplemental county and municipal aid paid to each county and municipality is determined by 2023 Wisconsin Act 12 (sec. 79.037, Wis. Stats.)
- For detailed information, review [county and municipal aid spreadsheet](#)

Supplemental County and Municipal Aid Calculation	
1. Prior year supplemental county and municipal aid	\$848,716.88
2. Increase due to sales tax revenue including adjustments (<i>district changes</i>)	\$19,520.49
3. Total Supplemental County and Municipal Aid (<i>sum of Lines 1 and 2</i>)	\$868,237.37

Expenditure Restraint Incentive Program

- Only municipalities are eligible to receive Expenditure Restraint Incentive Program (ERIP) payments
- Under state law, in 2025, each municipality will receive a payment that is equal to the amount of the payment received by the municipality in 2024 (sec. 79.05(4), Wis. Stats., from 2023 WI Act 12 – notwithstanding subs. (2) and (3))

Contact Information

If you have questions, contact us at lgs@wisconsin.gov, (608) 266-8618 or (608) 261-5167.



State of Wisconsin • DEPARTMENT OF REVENUE

DIVISION OF STATE AND LOCAL FINANCE • BUREAU OF LOCAL GOVERNMENT SERVICES • 2135 RIMROCK RD MADISON, WI 53713

Mailing Address:
PO Box 8971 #6-97
Madison WI 53708-8971
Fax: (608) 264-6887
lgs@wisconsin.gov

September 13, 2024

JESSICA BACKUS
COUNTY OF MANITOWOC
1010 S 8TH ST, RM 115
MANITOWOC WI 54220-5392

Notice of Shared Revenue – 2025 Original Estimate

Notice Information

The Wisconsin Department of Revenue (DOR) is providing the **estimated** shared revenue amounts your local government will receive in 2025 under current state law for county and municipal aid, supplemental county and municipal aid, utility aid and the expenditure restraint incentive program. This does not include adjustments, shown on the July and November payment notices.

District	COUNTY OF MANITOWOC	County	MANITOWOC	Co-muni code	36-999
-----------------	---------------------	---------------	-----------	---------------------	--------

Estimate Information

For an explanation of each aid payment listed below, review the additional information in this notice.

2025 Original Estimate	
1. County and municipal aid	\$2,617,023.41
2. Utility aid	\$2,887,307.17
3. Supplemental county and municipal aid	\$1,182,825.22
4. Expenditure restraint incentive program	\$0.00
5. Total Estimated 2025 Payments (sum of Lines 1-4)	\$6,687,155.80

Payment Information

Your local government will receive two distributions in 2025 :

- July 28, 2025: 15% of Line 1, 2, and 3 and 100% of Line 4 (*shown above*)
- November 17, 2025: balance of your 2025 aid payments

County and Municipal Aid

Under state law, the county and municipal aid paid to each county and municipality must be equal to the amount determined in 2012 (sec. 79.036, Wis. Stats.) and adjusted for fallen protective services insurance reimbursement (sec. 79.036(4), Wis. Stats.).

County and Municipal Aid Calculation	
1. Prior year county and municipal aid	\$2,558,369.98
2. Increase due to sales tax revenue, including adjustments (<i>district changes</i>)	\$58,842.51
3. Fallen protective services insurance adjustment	-\$189.08
4. Fallen protective services insurance reimbursement (<i>reported to DOR</i>)	\$0.00
5. Total County and Municipal Aid (sum of Lines 1-4)	\$2,617,023.41

Utility Aid

- Under state law, utility aid is distributed to each county and municipality where tax-exempt utility property is located (sec. 79.04, Wis. Stats.)
- Utility companies report utility property information to DOR annually
- DOR uses the provided information to accurately calculate utility aid (*shown below*)

Utility Aid Calculation	
1. Net book value, <i>as of December 31, 2024 (including expected additions/retirements)</i>	\$53,214,324.00
2. Total net book value payment	\$286,240.62
3. Minimum payment	\$0.00
4. Megawatt capacity	1,530.8
5. Megawatt capacity payment	\$2,041,066.55
6. Closed/decommissioned production plant (phased down) payment	\$0.00
7. Subtotal (<i>sum of Lines 2, 3, 5 and 6</i>)	\$2,327,307.17
8. Population cap	\$10,090,500.00
9. Adjusted subtotal (<i>lesser of Line 7 or Line 8</i>)	\$2,327,307.17
10. Adjacent site incentive payment	\$135,000.00
11. Baseload incentive payment	\$0.00
12. Co-generation incentive payment	\$0.00
13. Alternative energy incentive payment	\$375,000.00
14. Total incentive payments (<i>sum of Lines 10 through 13</i>)	\$510,000.00
15. Spent nuclear fuel payment	\$50,000.00
16. Total Utility Aid – this is the utility aid payment listed on the front of the estimate (<i>sum of Lines 9, 14 and 15</i>)	\$2,887,307.17

Supplemental County and Municipal Aid

- Under state law, supplemental county and municipal aid paid to each county and municipality is determined by 2023 Wisconsin Act 12 (sec. 79.037, Wis. Stats.)
- For detailed information, review [county and municipal aid spreadsheet](#)

Supplemental County and Municipal Aid Calculation	
1. Prior year supplemental county and municipal aid	\$1,156,231.89
2. Increase due to sales tax revenue including adjustments (<i>district changes</i>)	\$26,593.33
3. Total Supplemental County and Municipal Aid (<i>sum of Lines 1 and 2</i>)	\$1,182,825.22

Expenditure Restraint Incentive Program

- Only municipalities are eligible to receive Expenditure Restraint Incentive Program (ERIP) payments
- Under state law, in 2025, each municipality will receive a payment that is equal to the amount of the payment received by the municipality in 2024 (sec. 79.05(4), Wis. Stats., from 2023 WI Act 12 – notwithstanding subs. (2) and (3))

Contact Information

If you have questions, contact us at lgs@wisconsin.gov, (608) 266-8618 or (608) 261-5167.



State of Wisconsin • DEPARTMENT OF REVENUE

DIVISION OF STATE AND LOCAL FINANCE • BUREAU OF LOCAL GOVERNMENT SERVICES • 2135 RIMROCK RD MADISON, WI 53713

Mailing Address:
PO Box 8971 #6-97
Madison WI 53708-8971
Fax: (608) 264-6887
lgs@wisconsin.gov

September 13, 2024

GLORIANN DOYLE
TOWN OF BERGEN
207641 ANGLERS LN
MOSINEE WI 54455

Notice of Shared Revenue – 2025 Original Estimate

Notice Information

The Wisconsin Department of Revenue (DOR) is providing the **estimated** shared revenue amounts your local government will receive in 2025 under current state law for county and municipal aid, supplemental county and municipal aid, utility aid and the expenditure restraint incentive program. This does not include adjustments, shown on the July and November payment notices.

District	TOWN OF BERGEN	County	MARATHON	Co-muni code	37-002
-----------------	----------------	---------------	----------	---------------------	--------

Estimate Information

For an explanation of each aid payment listed below, review the additional information in this notice.

2025 Original Estimate	
1. County and municipal aid	\$12,944.91
2. Utility aid	\$24.99
3. Supplemental county and municipal aid	\$43,480.62
4. Expenditure restraint incentive program	\$0.00
5. Total Estimated 2025 Payments (sum of Lines 1-4)	\$56,450.52

Payment Information

Your local government will receive two distributions in 2025 :

- July 28, 2025: 15% of Line 1, 2, and 3 and 100% of Line 4 (*shown above*)
- November 17, 2025: balance of your 2025 aid payments

County and Municipal Aid

Under state law, the county and municipal aid paid to each county and municipality must be equal to the amount determined in 2012 (sec. 79.036, Wis. Stats.) and adjusted for fallen protective services insurance reimbursement (sec. 79.036(4), Wis. Stats.).

County and Municipal Aid Calculation	
1. Prior year county and municipal aid	\$12,654.79
2. Increase due to sales tax revenue, including adjustments (<i>district changes</i>)	\$291.06
3. Fallen protective services insurance adjustment	-\$0.94
4. Fallen protective services insurance reimbursement (<i>reported to DOR</i>)	\$0.00
5. Total County and Municipal Aid (sum of Lines 1-4)	\$12,944.91

Utility Aid

- Under state law, utility aid is distributed to each county and municipality where tax-exempt utility property is located (sec. 79.04, Wis. Stats.)
- Utility companies report utility property information to DOR annually
- DOR uses the provided information to accurately calculate utility aid (*shown below*)

Utility Aid Calculation	
1. Net book value, <i>as of December 31, 2024 (including expected additions/retirements)</i>	\$8,330.00
2. Total net book value payment	\$24.99
3. Minimum payment	\$0.00
4. Megawatt capacity	0.0
5. Megawatt capacity payment	\$0.00
6. Closed/decommissioned production plant (phased down) payment	\$0.00
7. Subtotal (<i>sum of Lines 2, 3, 5 and 6</i>)	\$24.99
8. Population cap	\$315,350.00
9. Adjusted subtotal (<i>lesser of Line 7 or Line 8</i>)	\$24.99
10. Adjacent site incentive payment	\$0.00
11. Baseload incentive payment	\$0.00
12. Co-generation incentive payment	\$0.00
13. Alternative energy incentive payment	\$0.00
14. Total incentive payments (<i>sum of Lines 10 through 13</i>)	\$0.00
15. Spent nuclear fuel payment	\$0.00
16. Total Utility Aid – this is the utility aid payment listed on the front of the estimate (<i>sum of Lines 9, 14 and 15</i>)	\$24.99

Supplemental County and Municipal Aid

- Under state law, supplemental county and municipal aid paid to each county and municipality is determined by 2023 Wisconsin Act 12 (sec. 79.037, Wis. Stats.)
- For detailed information, review [county and municipal aid spreadsheet](#)

Supplemental County and Municipal Aid Calculation	
1. Prior year supplemental county and municipal aid	\$42,503.05
2. Increase due to sales tax revenue including adjustments (<i>district changes</i>)	\$977.57
3. Total Supplemental County and Municipal Aid (<i>sum of Lines 1 and 2</i>)	\$43,480.62

Expenditure Restraint Incentive Program

- Only municipalities are eligible to receive Expenditure Restraint Incentive Program (ERIP) payments
- Under state law, in 2025, each municipality will receive a payment that is equal to the amount of the payment received by the municipality in 2024 (sec. 79.05(4), Wis. Stats., from 2023 WI Act 12 – notwithstanding subs. (2) and (3))

Contact Information

If you have questions, contact us at lgs@wisconsin.gov, (608) 266-8618 or (608) 261-5167.



State of Wisconsin • DEPARTMENT OF REVENUE

DIVISION OF STATE AND LOCAL FINANCE • BUREAU OF LOCAL GOVERNMENT SERVICES • 2135 RIMROCK RD MADISON, WI 53713

Mailing Address:
PO Box 8971 #6-97
Madison WI 53708-8971
Fax: (608) 264-6887
lgs@wisconsin.gov

September 13, 2024

CONNIE NOWAK
TOWN OF BERLIN
142631 NAUGART DR
ATHENS WI 54411

Notice of Shared Revenue – 2025 Original Estimate

Notice Information

The Wisconsin Department of Revenue (DOR) is providing the **estimated** shared revenue amounts your local government will receive in 2025 under current state law for county and municipal aid, supplemental county and municipal aid, utility aid and the expenditure restraint incentive program. This does not include adjustments, shown on the July and November payment notices.

District	TOWN OF BERLIN	County	MARATHON	Co-muni code	37-004
-----------------	----------------	---------------	----------	---------------------	--------

Estimate Information

For an explanation of each aid payment listed below, review the additional information in this notice.

2025 Original Estimate	
1. County and municipal aid	\$35,990.82
2. Utility aid	\$0.00
3. Supplemental county and municipal aid	\$46,985.64
4. Expenditure restraint incentive program	\$0.00
5. Total Estimated 2025 Payments (sum of Lines 1-4)	\$82,976.46

Payment Information

Your local government will receive two distributions in 2025 :

- July 28, 2025: 15% of Line 1, 2, and 3 and 100% of Line 4 (*shown above*)
- November 17, 2025: balance of your 2025 aid payments

County and Municipal Aid

Under state law, the county and municipal aid paid to each county and municipality must be equal to the amount determined in 2012 (sec. 79.036, Wis. Stats.) and adjusted for fallen protective services insurance reimbursement (sec. 79.036(4), Wis. Stats.).

County and Municipal Aid Calculation	
1. Prior year county and municipal aid	\$35,184.18
2. Increase due to sales tax revenue, including adjustments (<i>district changes</i>)	\$809.24
3. Fallen protective services insurance adjustment	-\$2.60
4. Fallen protective services insurance reimbursement (<i>reported to DOR</i>)	\$0.00
5. Total County and Municipal Aid (sum of Lines 1-4)	\$35,990.82

Utility Aid

- Under state law, utility aid is distributed to each county and municipality where tax-exempt utility property is located (sec. 79.04, Wis. Stats.)
- Utility companies report utility property information to DOR annually
- DOR uses the provided information to accurately calculate utility aid (*shown below*)

Utility Aid Calculation	
1. Net book value, <i>as of December 31, 2024 (including expected additions/retirements)</i>	\$0.00
2. Total net book value payment	\$0.00
3. Minimum payment	\$0.00
4. Megawatt capacity	0.0
5. Megawatt capacity payment	\$0.00
6. Closed/decommissioned production plant (phased down) payment	\$0.00
7. Subtotal (<i>sum of Lines 2, 3, 5 and 6</i>)	\$0.00
8. Population cap	\$409,275.00
9. Adjusted subtotal (<i>lesser of Line 7 or Line 8</i>)	\$0.00
10. Adjacent site incentive payment	\$0.00
11. Baseload incentive payment	\$0.00
12. Co-generation incentive payment	\$0.00
13. Alternative energy incentive payment	\$0.00
14. Total incentive payments (<i>sum of Lines 10 through 13</i>)	\$0.00
15. Spent nuclear fuel payment	\$0.00
16. Total Utility Aid – this is the utility aid payment listed on the front of the estimate (<i>sum of Lines 9, 14 and 15</i>)	\$0.00

Supplemental County and Municipal Aid

- Under state law, supplemental county and municipal aid paid to each county and municipality is determined by 2023 Wisconsin Act 12 (sec. 79.037, Wis. Stats.)
- For detailed information, review [county and municipal aid spreadsheet](#)

Supplemental County and Municipal Aid Calculation	
1. Prior year supplemental county and municipal aid	\$45,929.27
2. Increase due to sales tax revenue including adjustments (<i>district changes</i>)	\$1,056.37
3. Total Supplemental County and Municipal Aid (<i>sum of Lines 1 and 2</i>)	\$46,985.64

Expenditure Restraint Incentive Program

- Only municipalities are eligible to receive Expenditure Restraint Incentive Program (ERIP) payments
- Under state law, in 2025, each municipality will receive a payment that is equal to the amount of the payment received by the municipality in 2024 (sec. 79.05(4), Wis. Stats., from 2023 WI Act 12 – notwithstanding subs. (2) and (3))

Contact Information

If you have questions, contact us at lgs@wisconsin.gov, (608) 266-8618 or (608) 261-5167.



State of Wisconsin • DEPARTMENT OF REVENUE

DIVISION OF STATE AND LOCAL FINANCE • BUREAU OF LOCAL GOVERNMENT SERVICES • 2135 RIMROCK RD MADISON, WI 53713

Mailing Address:
PO Box 8971 #6-97
Madison WI 53708-8971
Fax: (608) 264-6887
lgs@wisconsin.gov

September 13, 2024

DEBORA AUNER
TOWN OF BERN
240327 COUNTY ROAD M
ATHENS WI 54411-5046

Notice of Shared Revenue – 2025 Original Estimate

Notice Information

The Wisconsin Department of Revenue (DOR) is providing the **estimated** shared revenue amounts your local government will receive in 2025 under current state law for county and municipal aid, supplemental county and municipal aid, utility aid and the expenditure restraint incentive program. This does not include adjustments, shown on the July and November payment notices.

District	TOWN OF BERN	County	MARATHON	Co-muni code	37-006
-----------------	--------------	---------------	----------	---------------------	--------

Estimate Information

For an explanation of each aid payment listed below, review the additional information in this notice.

2025 Original Estimate	
1. County and municipal aid	\$59,554.68
2. Utility aid	\$0.00
3. Supplemental county and municipal aid	\$41,384.05
4. Expenditure restraint incentive program	\$0.00
5. Total Estimated 2025 Payments (sum of Lines 1-4)	\$100,938.73

Payment Information

Your local government will receive two distributions in 2025 :

- July 28, 2025: 15% of Line 1, 2, and 3 and 100% of Line 4 (*shown above*)
- November 17, 2025: balance of your 2025 aid payments

County and Municipal Aid

Under state law, the county and municipal aid paid to each county and municipality must be equal to the amount determined in 2012 (sec. 79.036, Wis. Stats.) and adjusted for fallen protective services insurance reimbursement (sec. 79.036(4), Wis. Stats.).

County and Municipal Aid Calculation	
1. Prior year county and municipal aid	\$58,219.92
2. Increase due to sales tax revenue, including adjustments (<i>district changes</i>)	\$1,339.06
3. Fallen protective services insurance adjustment	-\$4.30
4. Fallen protective services insurance reimbursement (<i>reported to DOR</i>)	\$0.00
5. Total County and Municipal Aid (sum of Lines 1-4)	\$59,554.68

Utility Aid

- Under state law, utility aid is distributed to each county and municipality where tax-exempt utility property is located (sec. 79.04, Wis. Stats.)
- Utility companies report utility property information to DOR annually
- DOR uses the provided information to accurately calculate utility aid (*shown below*)

Utility Aid Calculation	
1. Net book value, <i>as of December 31, 2024 (including expected additions/retirements)</i>	\$0.00
2. Total net book value payment	\$0.00
3. Minimum payment	\$0.00
4. Megawatt capacity	0.0
5. Megawatt capacity payment	\$0.00
6. Closed/decommissioned production plant (phased down) payment	\$0.00
7. Subtotal (<i>sum of Lines 2, 3, 5 and 6</i>)	\$0.00
8. Population cap	\$266,475.00
9. Adjusted subtotal (<i>lesser of Line 7 or Line 8</i>)	\$0.00
10. Adjacent site incentive payment	\$0.00
11. Baseload incentive payment	\$0.00
12. Co-generation incentive payment	\$0.00
13. Alternative energy incentive payment	\$0.00
14. Total incentive payments (<i>sum of Lines 10 through 13</i>)	\$0.00
15. Spent nuclear fuel payment	\$0.00
16. Total Utility Aid – this is the utility aid payment listed on the front of the estimate (<i>sum of Lines 9, 14 and 15</i>)	\$0.00

Supplemental County and Municipal Aid

- Under state law, supplemental county and municipal aid paid to each county and municipality is determined by 2023 Wisconsin Act 12 (sec. 79.037, Wis. Stats.)
- For detailed information, review [county and municipal aid spreadsheet](#)

Supplemental County and Municipal Aid Calculation	
1. Prior year supplemental county and municipal aid	\$40,453.62
2. Increase due to sales tax revenue including adjustments (<i>district changes</i>)	\$930.43
3. Total Supplemental County and Municipal Aid (<i>sum of Lines 1 and 2</i>)	\$41,384.05

Expenditure Restraint Incentive Program

- Only municipalities are eligible to receive Expenditure Restraint Incentive Program (ERIP) payments
- Under state law, in 2025, each municipality will receive a payment that is equal to the amount of the payment received by the municipality in 2024 (sec. 79.05(4), Wis. Stats., from 2023 WI Act 12 – notwithstanding subs. (2) and (3))

Contact Information

If you have questions, contact us at lgs@wisconsin.gov, (608) 266-8618 or (608) 261-5167.



State of Wisconsin • DEPARTMENT OF REVENUE

DIVISION OF STATE AND LOCAL FINANCE • BUREAU OF LOCAL GOVERNMENT SERVICES • 2135 RIMROCK RD MADISON, WI 53713

Mailing Address:
PO Box 8971 #6-97
Madison WI 53708-8971
Fax: (608) 264-6887
lgs@wisconsin.gov

September 13, 2024

ANNE MIESKA
TOWN OF BEVENT
207211 MORAIN ROAD
HATLEY WI 54440

Notice of Shared Revenue – 2025 Original Estimate

Notice Information

The Wisconsin Department of Revenue (DOR) is providing the **estimated** shared revenue amounts your local government will receive in 2025 under current state law for county and municipal aid, supplemental county and municipal aid, utility aid and the expenditure restraint incentive program. This does not include adjustments, shown on the July and November payment notices.

District	TOWN OF BEVENT	County	MARATHON	Co-muni code	37-008
-----------------	----------------	---------------	----------	---------------------	--------

Estimate Information

For an explanation of each aid payment listed below, review the additional information in this notice.

2025 Original Estimate	
1. County and municipal aid	\$20,335.00
2. Utility aid	\$0.00
3. Supplemental county and municipal aid	\$48,789.35
4. Expenditure restraint incentive program	\$0.00
5. Total Estimated 2025 Payments (sum of Lines 1-4)	\$69,124.35

Payment Information

Your local government will receive two distributions in 2025 :

- July 28, 2025: 15% of Line 1, 2, and 3 and 100% of Line 4 (*shown above*)
- November 17, 2025: balance of your 2025 aid payments

County and Municipal Aid

Under state law, the county and municipal aid paid to each county and municipality must be equal to the amount determined in 2012 (sec. 79.036, Wis. Stats.) and adjusted for fallen protective services insurance reimbursement (sec. 79.036(4), Wis. Stats.).

County and Municipal Aid Calculation	
1. Prior year county and municipal aid	\$19,879.25
2. Increase due to sales tax revenue, including adjustments (<i>district changes</i>)	\$457.22
3. Fallen protective services insurance adjustment	-\$1.47
4. Fallen protective services insurance reimbursement (<i>reported to DOR</i>)	\$0.00
5. Total County and Municipal Aid (sum of Lines 1-4)	\$20,335.00

Utility Aid

- Under state law, utility aid is distributed to each county and municipality where tax-exempt utility property is located (sec. 79.04, Wis. Stats.)
- Utility companies report utility property information to DOR annually
- DOR uses the provided information to accurately calculate utility aid (*shown below*)

Utility Aid Calculation	
1. Net book value, <i>as of December 31, 2024 (including expected additions/retirements)</i>	\$0.00
2. Total net book value payment	\$0.00
3. Minimum payment	\$0.00
4. Megawatt capacity	0.0
5. Megawatt capacity payment	\$0.00
6. Closed/decommissioned production plant (phased down) payment	\$0.00
7. Subtotal (<i>sum of Lines 2, 3, 5 and 6</i>)	\$0.00
8. Population cap	\$446,250.00
9. Adjusted subtotal (<i>lesser of Line 7 or Line 8</i>)	\$0.00
10. Adjacent site incentive payment	\$0.00
11. Baseload incentive payment	\$0.00
12. Co-generation incentive payment	\$0.00
13. Alternative energy incentive payment	\$0.00
14. Total incentive payments (<i>sum of Lines 10 through 13</i>)	\$0.00
15. Spent nuclear fuel payment	\$0.00
16. Total Utility Aid – this is the utility aid payment listed on the front of the estimate (<i>sum of Lines 9, 14 and 15</i>)	\$0.00

Supplemental County and Municipal Aid

- Under state law, supplemental county and municipal aid paid to each county and municipality is determined by 2023 Wisconsin Act 12 (sec. 79.037, Wis. Stats.)
- For detailed information, review [county and municipal aid spreadsheet](#)

Supplemental County and Municipal Aid Calculation	
1. Prior year supplemental county and municipal aid	\$47,692.42
2. Increase due to sales tax revenue including adjustments (<i>district changes</i>)	\$1,096.93
3. Total Supplemental County and Municipal Aid (<i>sum of Lines 1 and 2</i>)	\$48,789.35

Expenditure Restraint Incentive Program

- Only municipalities are eligible to receive Expenditure Restraint Incentive Program (ERIP) payments
- Under state law, in 2025, each municipality will receive a payment that is equal to the amount of the payment received by the municipality in 2024 (sec. 79.05(4), Wis. Stats., from 2023 WI Act 12 – notwithstanding subs. (2) and (3))

Contact Information

If you have questions, contact us at lgs@wisconsin.gov, (608) 266-8618 or (608) 261-5167.



State of Wisconsin • DEPARTMENT OF REVENUE

DIVISION OF STATE AND LOCAL FINANCE • BUREAU OF LOCAL GOVERNMENT SERVICES • 2135 RIMROCK RD MADISON, WI 53713

Mailing Address:
PO Box 8971 #6-97
Madison WI 53708-8971
Fax: (608) 264-6887
lgs@wisconsin.gov

September 13, 2024

NADINE WILLETT
TOWN OF BRIGHTON
210699 FAIR HAVEN AVE
SPENCER WI 54479

Notice of Shared Revenue – 2025 Original Estimate

Notice Information

The Wisconsin Department of Revenue (DOR) is providing the **estimated** shared revenue amounts your local government will receive in 2025 under current state law for county and municipal aid, supplemental county and municipal aid, utility aid and the expenditure restraint incentive program. This does not include adjustments, shown on the July and November payment notices.

District	TOWN OF BRIGHTON	County	MARATHON	Co-muni code	37-010
-----------------	------------------	---------------	----------	---------------------	--------

Estimate Information

For an explanation of each aid payment listed below, review the additional information in this notice.

2025 Original Estimate	
1. County and municipal aid	\$57,985.69
2. Utility aid	\$2,894.93
3. Supplemental county and municipal aid	\$41,349.68
4. Expenditure restraint incentive program	\$0.00
5. Total Estimated 2025 Payments (sum of Lines 1-4)	\$102,230.30

Payment Information

Your local government will receive two distributions in 2025 :

- July 28, 2025: 15% of Line 1, 2, and 3 and 100% of Line 4 (*shown above*)
- November 17, 2025: balance of your 2025 aid payments

County and Municipal Aid

Under state law, the county and municipal aid paid to each county and municipality must be equal to the amount determined in 2012 (sec. 79.036, Wis. Stats.) and adjusted for fallen protective services insurance reimbursement (sec. 79.036(4), Wis. Stats.).

County and Municipal Aid Calculation	
1. Prior year county and municipal aid	\$56,686.10
2. Increase due to sales tax revenue, including adjustments (<i>district changes</i>)	\$1,303.78
3. Fallen protective services insurance adjustment	-\$4.19
4. Fallen protective services insurance reimbursement (<i>reported to DOR</i>)	\$0.00
5. Total County and Municipal Aid (sum of Lines 1-4)	\$57,985.69

Utility Aid

- Under state law, utility aid is distributed to each county and municipality where tax-exempt utility property is located (sec. 79.04, Wis. Stats.)
- Utility companies report utility property information to DOR annually
- DOR uses the provided information to accurately calculate utility aid (*shown below*)

Utility Aid Calculation	
1. Net book value, <i>as of December 31, 2024 (including expected additions/retirements)</i>	\$964,975.00
2. Total net book value payment	\$2,894.93
3. Minimum payment	\$0.00
4. Megawatt capacity	0.0
5. Megawatt capacity payment	\$0.00
6. Closed/decommissioned production plant (phased down) payment	\$0.00
7. Subtotal (<i>sum of Lines 2, 3, 5 and 6</i>)	\$2,894.93
8. Population cap	\$260,525.00
9. Adjusted subtotal (<i>lesser of Line 7 or Line 8</i>)	\$2,894.93
10. Adjacent site incentive payment	\$0.00
11. Baseload incentive payment	\$0.00
12. Co-generation incentive payment	\$0.00
13. Alternative energy incentive payment	\$0.00
14. Total incentive payments (<i>sum of Lines 10 through 13</i>)	\$0.00
15. Spent nuclear fuel payment	\$0.00
16. Total Utility Aid – this is the utility aid payment listed on the front of the estimate (<i>sum of Lines 9, 14 and 15</i>)	\$2,894.93

Supplemental County and Municipal Aid

- Under state law, supplemental county and municipal aid paid to each county and municipality is determined by 2023 Wisconsin Act 12 (sec. 79.037, Wis. Stats.)
- For detailed information, review [county and municipal aid spreadsheet](#)

Supplemental County and Municipal Aid Calculation	
1. Prior year supplemental county and municipal aid	\$40,420.02
2. Increase due to sales tax revenue including adjustments (<i>district changes</i>)	\$929.66
3. Total Supplemental County and Municipal Aid (<i>sum of Lines 1 and 2</i>)	\$41,349.68

Expenditure Restraint Incentive Program

- Only municipalities are eligible to receive Expenditure Restraint Incentive Program (ERIP) payments
- Under state law, in 2025, each municipality will receive a payment that is equal to the amount of the payment received by the municipality in 2024 (sec. 79.05(4), Wis. Stats., from 2023 WI Act 12 – notwithstanding subs. (2) and (3))

Contact Information

If you have questions, contact us at lgs@wisconsin.gov, (608) 266-8618 or (608) 261-5167.



State of Wisconsin • DEPARTMENT OF REVENUE

DIVISION OF STATE AND LOCAL FINANCE • BUREAU OF LOCAL GOVERNMENT SERVICES • 2135 RIMROCK RD MADISON, WI 53713

Mailing Address:
PO Box 8971 #6-97
Madison WI 53708-8971
Fax: (608) 264-6887
lgs@wisconsin.gov

September 13, 2024

MARY HAGENBUCHER
TOWN OF CASSEL
223001 BROOKFIELD RD
MARATHON WI 54448

Notice of Shared Revenue – 2025 Original Estimate

Notice Information

The Wisconsin Department of Revenue (DOR) is providing the **estimated** shared revenue amounts your local government will receive in 2025 under current state law for county and municipal aid, supplemental county and municipal aid, utility aid and the expenditure restraint incentive program. This does not include adjustments, shown on the July and November payment notices.

District	TOWN OF CASSEL	County	MARATHON	Co-muni code	37-012
-----------------	----------------	---------------	----------	---------------------	--------

Estimate Information

For an explanation of each aid payment listed below, review the additional information in this notice.

2025 Original Estimate	
1. County and municipal aid	\$30,627.01
2. Utility aid	\$0.00
3. Supplemental county and municipal aid	\$46,968.47
4. Expenditure restraint incentive program	\$0.00
5. Total Estimated 2025 Payments (sum of Lines 1-4)	\$77,595.48

Payment Information

Your local government will receive two distributions in 2025 :

- July 28, 2025: 15% of Line 1, 2, and 3 and 100% of Line 4 (*shown above*)
- November 17, 2025: balance of your 2025 aid payments

County and Municipal Aid

Under state law, the county and municipal aid paid to each county and municipality must be equal to the amount determined in 2012 (sec. 79.036, Wis. Stats.) and adjusted for fallen protective services insurance reimbursement (sec. 79.036(4), Wis. Stats.).

County and Municipal Aid Calculation	
1. Prior year county and municipal aid	\$29,940.59
2. Increase due to sales tax revenue, including adjustments (<i>district changes</i>)	\$688.63
3. Fallen protective services insurance adjustment	-\$2.21
4. Fallen protective services insurance reimbursement (<i>reported to DOR</i>)	\$0.00
5. Total County and Municipal Aid (sum of Lines 1-4)	\$30,627.01

Utility Aid

- Under state law, utility aid is distributed to each county and municipality where tax-exempt utility property is located (sec. 79.04, Wis. Stats.)
- Utility companies report utility property information to DOR annually
- DOR uses the provided information to accurately calculate utility aid (*shown below*)

Utility Aid Calculation	
1. Net book value, <i>as of December 31, 2024 (including expected additions/retirements)</i>	\$0.00
2. Total net book value payment	\$0.00
3. Minimum payment	\$0.00
4. Megawatt capacity	0.0
5. Megawatt capacity payment	\$0.00
6. Closed/decommissioned production plant (phased down) payment	\$0.00
7. Subtotal (<i>sum of Lines 2, 3, 5 and 6</i>)	\$0.00
8. Population cap	\$410,125.00
9. Adjusted subtotal (<i>lesser of Line 7 or Line 8</i>)	\$0.00
10. Adjacent site incentive payment	\$0.00
11. Baseload incentive payment	\$0.00
12. Co-generation incentive payment	\$0.00
13. Alternative energy incentive payment	\$0.00
14. Total incentive payments (<i>sum of Lines 10 through 13</i>)	\$0.00
15. Spent nuclear fuel payment	\$0.00
16. Total Utility Aid – this is the utility aid payment listed on the front of the estimate (<i>sum of Lines 9, 14 and 15</i>)	\$0.00

Supplemental County and Municipal Aid

- Under state law, supplemental county and municipal aid paid to each county and municipality is determined by 2023 Wisconsin Act 12 (sec. 79.037, Wis. Stats.)
- For detailed information, review [county and municipal aid spreadsheet](#)

Supplemental County and Municipal Aid Calculation	
1. Prior year supplemental county and municipal aid	\$45,912.48
2. Increase due to sales tax revenue including adjustments (<i>district changes</i>)	\$1,055.99
3. Total Supplemental County and Municipal Aid (<i>sum of Lines 1 and 2</i>)	\$46,968.47

Expenditure Restraint Incentive Program

- Only municipalities are eligible to receive Expenditure Restraint Incentive Program (ERIP) payments
- Under state law, in 2025, each municipality will receive a payment that is equal to the amount of the payment received by the municipality in 2024 (sec. 79.05(4), Wis. Stats., from 2023 WI Act 12 – notwithstanding subs. (2) and (3))

Contact Information

If you have questions, contact us at lgs@wisconsin.gov, (608) 266-8618 or (608) 261-5167.



State of Wisconsin • DEPARTMENT OF REVENUE

DIVISION OF STATE AND LOCAL FINANCE • BUREAU OF LOCAL GOVERNMENT SERVICES • 2135 RIMROCK RD MADISON, WI 53713

Mailing Address:
PO Box 8971 #6-97
Madison WI 53708-8971
Fax: (608) 264-6887
lgs@wisconsin.gov

September 13, 2024

ALEXANDRA SKAYA
TOWN OF CLEVELAND
214261 COUNTY ROAD M
STRATFORD WI 54484

Notice of Shared Revenue – 2025 Original Estimate

Notice Information

The Wisconsin Department of Revenue (DOR) is providing the **estimated** shared revenue amounts your local government will receive in 2025 under current state law for county and municipal aid, supplemental county and municipal aid, utility aid and the expenditure restraint incentive program. This does not include adjustments, shown on the July and November payment notices.

District	TOWN OF CLEVELAND	County	MARATHON	Co-muni code	37-014
-----------------	-------------------	---------------	----------	---------------------	--------

Estimate Information

For an explanation of each aid payment listed below, review the additional information in this notice.

2025 Original Estimate	
1. County and municipal aid	\$30,195.35
2. Utility aid	\$0.00
3. Supplemental county and municipal aid	\$56,396.66
4. Expenditure restraint incentive program	\$0.00
5. Total Estimated 2025 Payments (sum of Lines 1-4)	\$86,592.01

Payment Information

Your local government will receive two distributions in 2025 :

- July 28, 2025: 15% of Line 1, 2, and 3 and 100% of Line 4 (*shown above*)
- November 17, 2025: balance of your 2025 aid payments

County and Municipal Aid

Under state law, the county and municipal aid paid to each county and municipality must be equal to the amount determined in 2012 (sec. 79.036, Wis. Stats.) and adjusted for fallen protective services insurance reimbursement (sec. 79.036(4), Wis. Stats.).

County and Municipal Aid Calculation	
1. Prior year county and municipal aid	\$29,518.60
2. Increase due to sales tax revenue, including adjustments (<i>district changes</i>)	\$678.93
3. Fallen protective services insurance adjustment	-\$2.18
4. Fallen protective services insurance reimbursement (<i>reported to DOR</i>)	\$0.00
5. Total County and Municipal Aid (sum of Lines 1-4)	\$30,195.35

Utility Aid

- Under state law, utility aid is distributed to each county and municipality where tax-exempt utility property is located (sec. 79.04, Wis. Stats.)
- Utility companies report utility property information to DOR annually
- DOR uses the provided information to accurately calculate utility aid (*shown below*)

Utility Aid Calculation	
1. Net book value, <i>as of December 31, 2024 (including expected additions/retirements)</i>	\$0.00
2. Total net book value payment	\$0.00
3. Minimum payment	\$0.00
4. Megawatt capacity	0.0
5. Megawatt capacity payment	\$0.00
6. Closed/decommissioned production plant (phased down) payment	\$0.00
7. Subtotal (<i>sum of Lines 2, 3, 5 and 6</i>)	\$0.00
8. Population cap	\$643,875.00
9. Adjusted subtotal (<i>lesser of Line 7 or Line 8</i>)	\$0.00
10. Adjacent site incentive payment	\$0.00
11. Baseload incentive payment	\$0.00
12. Co-generation incentive payment	\$0.00
13. Alternative energy incentive payment	\$0.00
14. Total incentive payments (<i>sum of Lines 10 through 13</i>)	\$0.00
15. Spent nuclear fuel payment	\$0.00
16. Total Utility Aid – this is the utility aid payment listed on the front of the estimate (<i>sum of Lines 9, 14 and 15</i>)	\$0.00

Supplemental County and Municipal Aid

- Under state law, supplemental county and municipal aid paid to each county and municipality is determined by 2023 Wisconsin Act 12 (sec. 79.037, Wis. Stats.)
- For detailed information, review [county and municipal aid spreadsheet](#)

Supplemental County and Municipal Aid Calculation	
1. Prior year supplemental county and municipal aid	\$55,128.70
2. Increase due to sales tax revenue including adjustments (<i>district changes</i>)	\$1,267.96
3. Total Supplemental County and Municipal Aid (<i>sum of Lines 1 and 2</i>)	\$56,396.66

Expenditure Restraint Incentive Program

- Only municipalities are eligible to receive Expenditure Restraint Incentive Program (ERIP) payments
- Under state law, in 2025, each municipality will receive a payment that is equal to the amount of the payment received by the municipality in 2024 (sec. 79.05(4), Wis. Stats., from 2023 WI Act 12 – notwithstanding subs. (2) and (3))

Contact Information

If you have questions, contact us at lgs@wisconsin.gov, (608) 266-8618 or (608) 261-5167.



State of Wisconsin • DEPARTMENT OF REVENUE

DIVISION OF STATE AND LOCAL FINANCE • BUREAU OF LOCAL GOVERNMENT SERVICES • 2135 RIMROCK RD MADISON, WI 53713

Mailing Address:
PO Box 8971 #6-97
Madison WI 53708-8971
Fax: (608) 264-6887
lgs@wisconsin.gov

September 13, 2024

DAVE KRAUS
TOWN OF DAY
123208 GRIESBACH ROAD
STRATFORD WI 54484

Notice of Shared Revenue – 2025 Original Estimate

Notice Information

The Wisconsin Department of Revenue (DOR) is providing the **estimated** shared revenue amounts your local government will receive in 2025 under current state law for county and municipal aid, supplemental county and municipal aid, utility aid and the expenditure restraint incentive program. This does not include adjustments, shown on the July and November payment notices.

District	TOWN OF DAY	County	MARATHON	Co-muni code	37-016
-----------------	-------------	---------------	----------	---------------------	--------

Estimate Information

For an explanation of each aid payment listed below, review the additional information in this notice.

2025 Original Estimate	
1. County and municipal aid	\$51,219.85
2. Utility aid	\$1,023.91
3. Supplemental county and municipal aid	\$48,961.12
4. Expenditure restraint incentive program	\$0.00
5. Total Estimated 2025 Payments (sum of Lines 1-4)	\$101,204.88

Payment Information

Your local government will receive two distributions in 2025 :

- July 28, 2025: 15% of Line 1, 2, and 3 and 100% of Line 4 (*shown above*)
- November 17, 2025: balance of your 2025 aid payments

County and Municipal Aid

Under state law, the county and municipal aid paid to each county and municipality must be equal to the amount determined in 2012 (sec. 79.036, Wis. Stats.) and adjusted for fallen protective services insurance reimbursement (sec. 79.036(4), Wis. Stats.).

County and Municipal Aid Calculation	
1. Prior year county and municipal aid	\$50,071.90
2. Increase due to sales tax revenue, including adjustments (<i>district changes</i>)	\$1,151.65
3. Fallen protective services insurance adjustment	-\$3.70
4. Fallen protective services insurance reimbursement (<i>reported to DOR</i>)	\$0.00
5. Total County and Municipal Aid (sum of Lines 1-4)	\$51,219.85

Utility Aid

- Under state law, utility aid is distributed to each county and municipality where tax-exempt utility property is located (sec. 79.04, Wis. Stats.)
- Utility companies report utility property information to DOR annually
- DOR uses the provided information to accurately calculate utility aid (*shown below*)

Utility Aid Calculation	
1. Net book value, as of December 31, 2024 (including expected additions/retirements)	\$341,302.00
2. Total net book value payment	\$1,023.91
3. Minimum payment	\$0.00
4. Megawatt capacity	0.0
5. Megawatt capacity payment	\$0.00
6. Closed/decommissioned production plant (phased down) payment	\$0.00
7. Subtotal (sum of Lines 2, 3, 5 and 6)	\$1,023.91
8. Population cap	\$447,525.00
9. Adjusted subtotal (lesser of Line 7 or Line 8)	\$1,023.91
10. Adjacent site incentive payment	\$0.00
11. Baseload incentive payment	\$0.00
12. Co-generation incentive payment	\$0.00
13. Alternative energy incentive payment	\$0.00
14. Total incentive payments (sum of Lines 10 through 13)	\$0.00
15. Spent nuclear fuel payment	\$0.00
16. Total Utility Aid – this is the utility aid payment listed on the front of the estimate (sum of Lines 9, 14 and 15)	\$1,023.91

Supplemental County and Municipal Aid

- Under state law, supplemental county and municipal aid paid to each county and municipality is determined by 2023 Wisconsin Act 12 (sec. 79.037, Wis. Stats.)
- For detailed information, review [county and municipal aid spreadsheet](#)

Supplemental County and Municipal Aid Calculation	
1. Prior year supplemental county and municipal aid	\$47,860.33
2. Increase due to sales tax revenue including adjustments (district changes)	\$1,100.79
3. Total Supplemental County and Municipal Aid (sum of Lines 1 and 2)	\$48,961.12

Expenditure Restraint Incentive Program

- Only municipalities are eligible to receive Expenditure Restraint Incentive Program (ERIP) payments
- Under state law, in 2025, each municipality will receive a payment that is equal to the amount of the payment received by the municipality in 2024 (sec. 79.05(4), Wis. Stats., from 2023 WI Act 12 – notwithstanding subs. (2) and (3))

Contact Information

If you have questions, contact us at lgs@wisconsin.gov, (608) 266-8618 or (608) 261-5167.



State of Wisconsin • DEPARTMENT OF REVENUE

DIVISION OF STATE AND LOCAL FINANCE • BUREAU OF LOCAL GOVERNMENT SERVICES • 2135 RIMROCK RD MADISON, WI 53713

Mailing Address:
PO Box 8971 #6-97
Madison WI 53708-8971
Fax: (608) 264-6887
lgs@wisconsin.gov

September 13, 2024

RONALD SIEGLAFF
TOWN OF EASTON
165934 COUNTY ROAD Z
WAUSAU WI 54403

Notice of Shared Revenue – 2025 Original Estimate

Notice Information

The Wisconsin Department of Revenue (DOR) is providing the **estimated** shared revenue amounts your local government will receive in 2025 under current state law for county and municipal aid, supplemental county and municipal aid, utility aid and the expenditure restraint incentive program. This does not include adjustments, shown on the July and November payment notices.

District	TOWN OF EASTON	County	MARATHON	Co-muni code	37-018
-----------------	----------------	---------------	----------	---------------------	--------

Estimate Information

For an explanation of each aid payment listed below, review the additional information in this notice.

2025 Original Estimate	
1. County and municipal aid	\$52,783.09
2. Utility aid	\$0.00
3. Supplemental county and municipal aid	\$50,730.22
4. Expenditure restraint incentive program	\$0.00
5. Total Estimated 2025 Payments (sum of Lines 1-4)	\$103,513.31

Payment Information

Your local government will receive two distributions in 2025 :

- July 28, 2025: 15% of Line 1, 2, and 3 and 100% of Line 4 (*shown above*)
- November 17, 2025: balance of your 2025 aid payments

County and Municipal Aid

Under state law, the county and municipal aid paid to each county and municipality must be equal to the amount determined in 2012 (sec. 79.036, Wis. Stats.) and adjusted for fallen protective services insurance reimbursement (sec. 79.036(4), Wis. Stats.).

County and Municipal Aid Calculation	
1. Prior year county and municipal aid	\$51,600.10
2. Increase due to sales tax revenue, including adjustments (<i>district changes</i>)	\$1,186.80
3. Fallen protective services insurance adjustment	-\$3.81
4. Fallen protective services insurance reimbursement (<i>reported to DOR</i>)	\$0.00
5. Total County and Municipal Aid (sum of Lines 1-4)	\$52,783.09

Utility Aid

- Under state law, utility aid is distributed to each county and municipality where tax-exempt utility property is located (sec. 79.04, Wis. Stats.)
- Utility companies report utility property information to DOR annually
- DOR uses the provided information to accurately calculate utility aid (*shown below*)

Utility Aid Calculation	
1. Net book value, <i>as of December 31, 2024 (including expected additions/retirements)</i>	\$0.00
2. Total net book value payment	\$0.00
3. Minimum payment	\$0.00
4. Megawatt capacity	0.0
5. Megawatt capacity payment	\$0.00
6. Closed/decommissioned production plant (phased down) payment	\$0.00
7. Subtotal (<i>sum of Lines 2, 3, 5 and 6</i>)	\$0.00
8. Population cap	\$506,175.00
9. Adjusted subtotal (<i>lesser of Line 7 or Line 8</i>)	\$0.00
10. Adjacent site incentive payment	\$0.00
11. Baseload incentive payment	\$0.00
12. Co-generation incentive payment	\$0.00
13. Alternative energy incentive payment	\$0.00
14. Total incentive payments (<i>sum of Lines 10 through 13</i>)	\$0.00
15. Spent nuclear fuel payment	\$0.00
16. Total Utility Aid – this is the utility aid payment listed on the front of the estimate (<i>sum of Lines 9, 14 and 15</i>)	\$0.00

Supplemental County and Municipal Aid

- Under state law, supplemental county and municipal aid paid to each county and municipality is determined by 2023 Wisconsin Act 12 (sec. 79.037, Wis. Stats.)
- For detailed information, review [county and municipal aid spreadsheet](#)

Supplemental County and Municipal Aid Calculation	
1. Prior year supplemental county and municipal aid	\$49,589.66
2. Increase due to sales tax revenue including adjustments (<i>district changes</i>)	\$1,140.56
3. Total Supplemental County and Municipal Aid (<i>sum of Lines 1 and 2</i>)	\$50,730.22

Expenditure Restraint Incentive Program

- Only municipalities are eligible to receive Expenditure Restraint Incentive Program (ERIP) payments
- Under state law, in 2025, each municipality will receive a payment that is equal to the amount of the payment received by the municipality in 2024 (sec. 79.05(4), Wis. Stats., from 2023 WI Act 12 – notwithstanding subs. (2) and (3))

Contact Information

If you have questions, contact us at lgs@wisconsin.gov, (608) 266-8618 or (608) 261-5167.



State of Wisconsin • DEPARTMENT OF REVENUE

DIVISION OF STATE AND LOCAL FINANCE • BUREAU OF LOCAL GOVERNMENT SERVICES • 2135 RIMROCK RD MADISON, WI 53713

Mailing Address:
PO Box 8971 #6-97
Madison WI 53708-8971
Fax: (608) 264-6887
lgs@wisconsin.gov

September 13, 2024

DEANNA LANDWEHR
TOWN OF EAU PLEINE
111630 EQUITY ST
STRATFORD WI 54484

Notice of Shared Revenue – 2025 Original Estimate

Notice Information

The Wisconsin Department of Revenue (DOR) is providing the **estimated** shared revenue amounts your local government will receive in 2025 under current state law for county and municipal aid, supplemental county and municipal aid, utility aid and the expenditure restraint incentive program. This does not include adjustments, shown on the July and November payment notices.

District	TOWN OF EAU PLEINE	County	MARATHON	Co-muni code	37-020
-----------------	--------------------	---------------	----------	---------------------	--------

Estimate Information

For an explanation of each aid payment listed below, review the additional information in this notice.

2025 Original Estimate	
1. County and municipal aid	\$28,443.82
2. Utility aid	\$0.00
3. Supplemental county and municipal aid	\$43,961.76
4. Expenditure restraint incentive program	\$0.00
5. Total Estimated 2025 Payments (sum of Lines 1-4)	\$72,405.58

Payment Information

Your local government will receive two distributions in 2025 :

- July 28, 2025: 15% of Line 1, 2, and 3 and 100% of Line 4 (*shown above*)
- November 17, 2025: balance of your 2025 aid payments

County and Municipal Aid

Under state law, the county and municipal aid paid to each county and municipality must be equal to the amount determined in 2012 (sec. 79.036, Wis. Stats.) and adjusted for fallen protective services insurance reimbursement (sec. 79.036(4), Wis. Stats.).

County and Municipal Aid Calculation	
1. Prior year county and municipal aid	\$27,806.33
2. Increase due to sales tax revenue, including adjustments (<i>district changes</i>)	\$639.55
3. Fallen protective services insurance adjustment	-\$2.06
4. Fallen protective services insurance reimbursement (<i>reported to DOR</i>)	\$0.00
5. Total County and Municipal Aid (sum of Lines 1-4)	\$28,443.82

Utility Aid

- Under state law, utility aid is distributed to each county and municipality where tax-exempt utility property is located (sec. 79.04, Wis. Stats.)
- Utility companies report utility property information to DOR annually
- DOR uses the provided information to accurately calculate utility aid (*shown below*)

Utility Aid Calculation	
1. Net book value, <i>as of December 31, 2024 (including expected additions/retirements)</i>	\$0.00
2. Total net book value payment	\$0.00
3. Minimum payment	\$0.00
4. Megawatt capacity	0.0
5. Megawatt capacity payment	\$0.00
6. Closed/decommissioned production plant (phased down) payment	\$0.00
7. Subtotal (<i>sum of Lines 2, 3, 5 and 6</i>)	\$0.00
8. Population cap	\$332,350.00
9. Adjusted subtotal (<i>lesser of Line 7 or Line 8</i>)	\$0.00
10. Adjacent site incentive payment	\$0.00
11. Baseload incentive payment	\$0.00
12. Co-generation incentive payment	\$0.00
13. Alternative energy incentive payment	\$0.00
14. Total incentive payments (<i>sum of Lines 10 through 13</i>)	\$0.00
15. Spent nuclear fuel payment	\$0.00
16. Total Utility Aid – this is the utility aid payment listed on the front of the estimate (<i>sum of Lines 9, 14 and 15</i>)	\$0.00

Supplemental County and Municipal Aid

- Under state law, supplemental county and municipal aid paid to each county and municipality is determined by 2023 Wisconsin Act 12 (sec. 79.037, Wis. Stats.)
- For detailed information, review [county and municipal aid spreadsheet](#)

Supplemental County and Municipal Aid Calculation	
1. Prior year supplemental county and municipal aid	\$42,973.37
2. Increase due to sales tax revenue including adjustments (<i>district changes</i>)	\$988.39
3. Total Supplemental County and Municipal Aid (<i>sum of Lines 1 and 2</i>)	\$43,961.76

Expenditure Restraint Incentive Program

- Only municipalities are eligible to receive Expenditure Restraint Incentive Program (ERIP) payments
- Under state law, in 2025, each municipality will receive a payment that is equal to the amount of the payment received by the municipality in 2024 (sec. 79.05(4), Wis. Stats., from 2023 WI Act 12 – notwithstanding subs. (2) and (3))

Contact Information

If you have questions, contact us at lgs@wisconsin.gov, (608) 266-8618 or (608) 261-5167.



State of Wisconsin • DEPARTMENT OF REVENUE

DIVISION OF STATE AND LOCAL FINANCE • BUREAU OF LOCAL GOVERNMENT SERVICES • 2135 RIMROCK RD MADISON, WI 53713

Mailing Address:
PO Box 8971 #6-97
Madison WI 53708-8971
Fax: (608) 264-6887
lgs@wisconsin.gov

September 13, 2024

MARY OSTROWSKI
TOWN OF ELDERON
217422 BLACK CHERRY DR
ELAND WI 54427-9426

Notice of Shared Revenue – 2025 Original Estimate

Notice Information

The Wisconsin Department of Revenue (DOR) is providing the **estimated** shared revenue amounts your local government will receive in 2025 under current state law for county and municipal aid, supplemental county and municipal aid, utility aid and the expenditure restraint incentive program. This does not include adjustments, shown on the July and November payment notices.

District	TOWN OF ELDERON	County	MARATHON	Co-muni code	37-022
-----------------	-----------------	---------------	----------	---------------------	--------

Estimate Information

For an explanation of each aid payment listed below, review the additional information in this notice.

2025 Original Estimate	
1. County and municipal aid	\$30,235.08
2. Utility aid	\$0.00
3. Supplemental county and municipal aid	\$41,727.77
4. Expenditure restraint incentive program	\$0.00
5. Total Estimated 2025 Payments (sum of Lines 1-4)	\$71,962.85

Payment Information

Your local government will receive two distributions in 2025 :

- July 28, 2025: 15% of Line 1, 2, and 3 and 100% of Line 4 (*shown above*)
- November 17, 2025: balance of your 2025 aid payments

County and Municipal Aid

Under state law, the county and municipal aid paid to each county and municipality must be equal to the amount determined in 2012 (sec. 79.036, Wis. Stats.) and adjusted for fallen protective services insurance reimbursement (sec. 79.036(4), Wis. Stats.).

County and Municipal Aid Calculation	
1. Prior year county and municipal aid	\$29,557.44
2. Increase due to sales tax revenue, including adjustments (<i>district changes</i>)	\$679.82
3. Fallen protective services insurance adjustment	-\$2.18
4. Fallen protective services insurance reimbursement (<i>reported to DOR</i>)	\$0.00
5. Total County and Municipal Aid (sum of Lines 1-4)	\$30,235.08

Utility Aid

- Under state law, utility aid is distributed to each county and municipality where tax-exempt utility property is located (sec. 79.04, Wis. Stats.)
- Utility companies report utility property information to DOR annually
- DOR uses the provided information to accurately calculate utility aid (*shown below*)

Utility Aid Calculation	
1. Net book value, <i>as of December 31, 2024 (including expected additions/retirements)</i>	\$0.00
2. Total net book value payment	\$0.00
3. Minimum payment	\$0.00
4. Megawatt capacity	0.0
5. Megawatt capacity payment	\$0.00
6. Closed/decommissioned production plant (phased down) payment	\$0.00
7. Subtotal (<i>sum of Lines 2, 3, 5 and 6</i>)	\$0.00
8. Population cap	\$257,975.00
9. Adjusted subtotal (<i>lesser of Line 7 or Line 8</i>)	\$0.00
10. Adjacent site incentive payment	\$0.00
11. Baseload incentive payment	\$0.00
12. Co-generation incentive payment	\$0.00
13. Alternative energy incentive payment	\$0.00
14. Total incentive payments (<i>sum of Lines 10 through 13</i>)	\$0.00
15. Spent nuclear fuel payment	\$0.00
16. Total Utility Aid – this is the utility aid payment listed on the front of the estimate (<i>sum of Lines 9, 14 and 15</i>)	\$0.00

Supplemental County and Municipal Aid

- Under state law, supplemental county and municipal aid paid to each county and municipality is determined by 2023 Wisconsin Act 12 (sec. 79.037, Wis. Stats.)
- For detailed information, review [county and municipal aid spreadsheet](#)

Supplemental County and Municipal Aid Calculation	
1. Prior year supplemental county and municipal aid	\$40,789.61
2. Increase due to sales tax revenue including adjustments (<i>district changes</i>)	\$938.16
3. Total Supplemental County and Municipal Aid (<i>sum of Lines 1 and 2</i>)	\$41,727.77

Expenditure Restraint Incentive Program

- Only municipalities are eligible to receive Expenditure Restraint Incentive Program (ERIP) payments
- Under state law, in 2025, each municipality will receive a payment that is equal to the amount of the payment received by the municipality in 2024 (sec. 79.05(4), Wis. Stats., from 2023 WI Act 12 – notwithstanding subs. (2) and (3))

Contact Information

If you have questions, contact us at lgs@wisconsin.gov, (608) 266-8618 or (608) 261-5167.



State of Wisconsin • DEPARTMENT OF REVENUE

DIVISION OF STATE AND LOCAL FINANCE • BUREAU OF LOCAL GOVERNMENT SERVICES • 2135 RIMROCK RD MADISON, WI 53713

Mailing Address:
PO Box 8971 #6-97
Madison WI 53708-8971
Fax: (608) 264-6887
lgs@wisconsin.gov

September 13, 2024

GERALD FITZGERALD
TOWN OF EMMET
210901 COUNTY ROAD S
MOSINEE WI 54455-4228

Notice of Shared Revenue – 2025 Original Estimate

Notice Information

The Wisconsin Department of Revenue (DOR) is providing the **estimated** shared revenue amounts your local government will receive in 2025 under current state law for county and municipal aid, supplemental county and municipal aid, utility aid and the expenditure restraint incentive program. This does not include adjustments, shown on the July and November payment notices.

District	TOWN OF EMMET	County	MARATHON	Co-muni code	37-024
-----------------	---------------	---------------	----------	---------------------	--------

Estimate Information

For an explanation of each aid payment listed below, review the additional information in this notice.

2025 Original Estimate	
1. County and municipal aid	\$22,075.68
2. Utility aid	\$0.00
3. Supplemental county and municipal aid	\$46,229.73
4. Expenditure restraint incentive program	\$0.00
5. Total Estimated 2025 Payments (sum of Lines 1-4)	\$68,305.41

Payment Information

Your local government will receive two distributions in 2025 :

- July 28, 2025: 15% of Line 1, 2, and 3 and 100% of Line 4 (*shown above*)
- November 17, 2025: balance of your 2025 aid payments

County and Municipal Aid

Under state law, the county and municipal aid paid to each county and municipality must be equal to the amount determined in 2012 (sec. 79.036, Wis. Stats.) and adjusted for fallen protective services insurance reimbursement (sec. 79.036(4), Wis. Stats.).

County and Municipal Aid Calculation	
1. Prior year county and municipal aid	\$21,580.91
2. Increase due to sales tax revenue, including adjustments (<i>district changes</i>)	\$496.36
3. Fallen protective services insurance adjustment	-\$1.59
4. Fallen protective services insurance reimbursement (<i>reported to DOR</i>)	\$0.00
5. Total County and Municipal Aid (sum of Lines 1-4)	\$22,075.68

Utility Aid

- Under state law, utility aid is distributed to each county and municipality where tax-exempt utility property is located (sec. 79.04, Wis. Stats.)
- Utility companies report utility property information to DOR annually
- DOR uses the provided information to accurately calculate utility aid (*shown below*)

Utility Aid Calculation	
1. Net book value, <i>as of December 31, 2024 (including expected additions/retirements)</i>	\$0.00
2. Total net book value payment	\$0.00
3. Minimum payment	\$0.00
4. Megawatt capacity	0.0
5. Megawatt capacity payment	\$0.00
6. Closed/decommissioned production plant (phased down) payment	\$0.00
7. Subtotal (<i>sum of Lines 2, 3, 5 and 6</i>)	\$0.00
8. Population cap	\$385,900.00
9. Adjusted subtotal (<i>lesser of Line 7 or Line 8</i>)	\$0.00
10. Adjacent site incentive payment	\$0.00
11. Baseload incentive payment	\$0.00
12. Co-generation incentive payment	\$0.00
13. Alternative energy incentive payment	\$0.00
14. Total incentive payments (<i>sum of Lines 10 through 13</i>)	\$0.00
15. Spent nuclear fuel payment	\$0.00
16. Total Utility Aid – this is the utility aid payment listed on the front of the estimate (<i>sum of Lines 9, 14 and 15</i>)	\$0.00

Supplemental County and Municipal Aid

- Under state law, supplemental county and municipal aid paid to each county and municipality is determined by 2023 Wisconsin Act 12 (sec. 79.037, Wis. Stats.)
- For detailed information, review [county and municipal aid spreadsheet](#)

Supplemental County and Municipal Aid Calculation	
1. Prior year supplemental county and municipal aid	\$45,190.35
2. Increase due to sales tax revenue including adjustments (<i>district changes</i>)	\$1,039.38
3. Total Supplemental County and Municipal Aid (<i>sum of Lines 1 and 2</i>)	\$46,229.73

Expenditure Restraint Incentive Program

- Only municipalities are eligible to receive Expenditure Restraint Incentive Program (ERIP) payments
- Under state law, in 2025, each municipality will receive a payment that is equal to the amount of the payment received by the municipality in 2024 (sec. 79.05(4), Wis. Stats., from 2023 WI Act 12 – notwithstanding subs. (2) and (3))

Contact Information

If you have questions, contact us at lgs@wisconsin.gov, (608) 266-8618 or (608) 261-5167.



State of Wisconsin • DEPARTMENT OF REVENUE

DIVISION OF STATE AND LOCAL FINANCE • BUREAU OF LOCAL GOVERNMENT SERVICES • 2135 RIMROCK RD MADISON, WI 53713

Mailing Address:
PO Box 8971 #6-97
Madison WI 53708-8971
Fax: (608) 264-6887
lgs@wisconsin.gov

September 13, 2024

KAITLYN ASPLUND
TOWN OF FRANKFORT
222400 COUNTY RD E
STRATFORD WI 54484

Notice of Shared Revenue – 2025 Original Estimate

Notice Information

The Wisconsin Department of Revenue (DOR) is providing the **estimated** shared revenue amounts your local government will receive in 2025 under current state law for county and municipal aid, supplemental county and municipal aid, utility aid and the expenditure restraint incentive program. This does not include adjustments, shown on the July and November payment notices.

District	TOWN OF FRANKFORT	County	MARATHON	Co-muni code	37-026
-----------------	-------------------	---------------	----------	---------------------	--------

Estimate Information

For an explanation of each aid payment listed below, review the additional information in this notice.

2025 Original Estimate	
1. County and municipal aid	\$42,912.93
2. Utility aid	\$0.00
3. Supplemental county and municipal aid	\$41,659.03
4. Expenditure restraint incentive program	\$0.00
5. Total Estimated 2025 Payments (sum of Lines 1-4)	\$84,571.96

Payment Information

Your local government will receive two distributions in 2025 :

- July 28, 2025: 15% of Line 1, 2, and 3 and 100% of Line 4 (*shown above*)
- November 17, 2025: balance of your 2025 aid payments

County and Municipal Aid

Under state law, the county and municipal aid paid to each county and municipality must be equal to the amount determined in 2012 (sec. 79.036, Wis. Stats.) and adjusted for fallen protective services insurance reimbursement (sec. 79.036(4), Wis. Stats.).

County and Municipal Aid Calculation	
1. Prior year county and municipal aid	\$41,951.15
2. Increase due to sales tax revenue, including adjustments (<i>district changes</i>)	\$964.88
3. Fallen protective services insurance adjustment	-\$3.10
4. Fallen protective services insurance reimbursement (<i>reported to DOR</i>)	\$0.00
5. Total County and Municipal Aid (sum of Lines 1-4)	\$42,912.93

Utility Aid

- Under state law, utility aid is distributed to each county and municipality where tax-exempt utility property is located (sec. 79.04, Wis. Stats.)
- Utility companies report utility property information to DOR annually
- DOR uses the provided information to accurately calculate utility aid (*shown below*)

Utility Aid Calculation	
1. Net book value, <i>as of December 31, 2024 (including expected additions/retirements)</i>	\$0.00
2. Total net book value payment	\$0.00
3. Minimum payment	\$0.00
4. Megawatt capacity	0.0
5. Megawatt capacity payment	\$0.00
6. Closed/decommissioned production plant (phased down) payment	\$0.00
7. Subtotal (<i>sum of Lines 2, 3, 5 and 6</i>)	\$0.00
8. Population cap	\$272,425.00
9. Adjusted subtotal (<i>lesser of Line 7 or Line 8</i>)	\$0.00
10. Adjacent site incentive payment	\$0.00
11. Baseload incentive payment	\$0.00
12. Co-generation incentive payment	\$0.00
13. Alternative energy incentive payment	\$0.00
14. Total incentive payments (<i>sum of Lines 10 through 13</i>)	\$0.00
15. Spent nuclear fuel payment	\$0.00
16. Total Utility Aid – this is the utility aid payment listed on the front of the estimate (<i>sum of Lines 9, 14 and 15</i>)	\$0.00

Supplemental County and Municipal Aid

- Under state law, supplemental county and municipal aid paid to each county and municipality is determined by 2023 Wisconsin Act 12 (sec. 79.037, Wis. Stats.)
- For detailed information, review [county and municipal aid spreadsheet](#)

Supplemental County and Municipal Aid Calculation	
1. Prior year supplemental county and municipal aid	\$40,722.41
2. Increase due to sales tax revenue including adjustments (<i>district changes</i>)	\$936.62
3. Total Supplemental County and Municipal Aid (<i>sum of Lines 1 and 2</i>)	\$41,659.03

Expenditure Restraint Incentive Program

- Only municipalities are eligible to receive Expenditure Restraint Incentive Program (ERIP) payments
- Under state law, in 2025, each municipality will receive a payment that is equal to the amount of the payment received by the municipality in 2024 (sec. 79.05(4), Wis. Stats., from 2023 WI Act 12 – notwithstanding subs. (2) and (3))

Contact Information

If you have questions, contact us at lgs@wisconsin.gov, (608) 266-8618 or (608) 261-5167.



State of Wisconsin • DEPARTMENT OF REVENUE

DIVISION OF STATE AND LOCAL FINANCE • BUREAU OF LOCAL GOVERNMENT SERVICES • 2135 RIMROCK RD MADISON, WI 53713

Mailing Address:
PO Box 8971 #6-97
Madison WI 53708-8971
Fax: (608) 264-6887
lgs@wisconsin.gov

September 13, 2024

RALPH KIZEWSKI
TOWN OF FRANZEN
184149 CORNER RD
WITTENBERG WI 54499

Notice of Shared Revenue – 2025 Original Estimate

Notice Information

The Wisconsin Department of Revenue (DOR) is providing the **estimated** shared revenue amounts your local government will receive in 2025 under current state law for county and municipal aid, supplemental county and municipal aid, utility aid and the expenditure restraint incentive program. This does not include adjustments, shown on the July and November payment notices.

District	TOWN OF FRANZEN	County	MARATHON	Co-muni code	37-028
-----------------	-----------------	---------------	----------	---------------------	--------

Estimate Information

For an explanation of each aid payment listed below, review the additional information in this notice.

2025 Original Estimate	
1. County and municipal aid	\$18,555.39
2. Utility aid	\$0.00
3. Supplemental county and municipal aid	\$40,335.64
4. Expenditure restraint incentive program	\$0.00
5. Total Estimated 2025 Payments (sum of Lines 1-4)	\$58,891.03

Payment Information

Your local government will receive two distributions in 2025 :

- July 28, 2025: 15% of Line 1, 2, and 3 and 100% of Line 4 (*shown above*)
- November 17, 2025: balance of your 2025 aid payments

County and Municipal Aid

Under state law, the county and municipal aid paid to each county and municipality must be equal to the amount determined in 2012 (sec. 79.036, Wis. Stats.) and adjusted for fallen protective services insurance reimbursement (sec. 79.036(4), Wis. Stats.).

County and Municipal Aid Calculation	
1. Prior year county and municipal aid	\$18,139.52
2. Increase due to sales tax revenue, including adjustments (<i>district changes</i>)	\$417.21
3. Fallen protective services insurance adjustment	-\$1.34
4. Fallen protective services insurance reimbursement (<i>reported to DOR</i>)	\$0.00
5. Total County and Municipal Aid (sum of Lines 1-4)	\$18,555.39

Utility Aid

- Under state law, utility aid is distributed to each county and municipality where tax-exempt utility property is located (sec. 79.04, Wis. Stats.)
- Utility companies report utility property information to DOR annually
- DOR uses the provided information to accurately calculate utility aid (*shown below*)

Utility Aid Calculation	
1. Net book value, <i>as of December 31, 2024 (including expected additions/retirements)</i>	\$0.00
2. Total net book value payment	\$0.00
3. Minimum payment	\$0.00
4. Megawatt capacity	0.0
5. Megawatt capacity payment	\$0.00
6. Closed/decommissioned production plant (phased down) payment	\$0.00
7. Subtotal (<i>sum of Lines 2, 3, 5 and 6</i>)	\$0.00
8. Population cap	\$239,275.00
9. Adjusted subtotal (<i>lesser of Line 7 or Line 8</i>)	\$0.00
10. Adjacent site incentive payment	\$0.00
11. Baseload incentive payment	\$0.00
12. Co-generation incentive payment	\$0.00
13. Alternative energy incentive payment	\$0.00
14. Total incentive payments (<i>sum of Lines 10 through 13</i>)	\$0.00
15. Spent nuclear fuel payment	\$0.00
16. Total Utility Aid – this is the utility aid payment listed on the front of the estimate (<i>sum of Lines 9, 14 and 15</i>)	\$0.00

Supplemental County and Municipal Aid

- Under state law, supplemental county and municipal aid paid to each county and municipality is determined by 2023 Wisconsin Act 12 (sec. 79.037, Wis. Stats.)
- For detailed information, review [county and municipal aid spreadsheet](#)

Supplemental County and Municipal Aid Calculation	
1. Prior year supplemental county and municipal aid	\$39,428.78
2. Increase due to sales tax revenue including adjustments (<i>district changes</i>)	\$906.86
3. Total Supplemental County and Municipal Aid (<i>sum of Lines 1 and 2</i>)	\$40,335.64

Expenditure Restraint Incentive Program

- Only municipalities are eligible to receive Expenditure Restraint Incentive Program (ERIP) payments
- Under state law, in 2025, each municipality will receive a payment that is equal to the amount of the payment received by the municipality in 2024 (sec. 79.05(4), Wis. Stats., from 2023 WI Act 12 – notwithstanding subs. (2) and (3))

Contact Information

If you have questions, contact us at lgs@wisconsin.gov, (608) 266-8618 or (608) 261-5167.



State of Wisconsin • DEPARTMENT OF REVENUE

DIVISION OF STATE AND LOCAL FINANCE • BUREAU OF LOCAL GOVERNMENT SERVICES • 2135 RIMROCK RD MADISON, WI 53713

Mailing Address:
PO Box 8971 #6-97
Madison WI 53708-8971
Fax: (608) 264-6887
lgs@wisconsin.gov

September 13, 2024

DANA SOLINSKY
TOWN OF GREEN VALLEY
133276 ACORN DR
MOSINEE WI 54455

Notice of Shared Revenue – 2025 Original Estimate

Notice Information

The Wisconsin Department of Revenue (DOR) is providing the **estimated** shared revenue amounts your local government will receive in 2025 under current state law for county and municipal aid, supplemental county and municipal aid, utility aid and the expenditure restraint incentive program. This does not include adjustments, shown on the July and November payment notices.

District	TOWN OF GREEN VALLEY	County	MARATHON	Co-muni code	37-030
-----------------	----------------------	---------------	----------	---------------------	--------

Estimate Information

For an explanation of each aid payment listed below, review the additional information in this notice.

2025 Original Estimate	
1. County and municipal aid	\$11,684.26
2. Utility aid	\$0.00
3. Supplemental county and municipal aid	\$39,596.55
4. Expenditure restraint incentive program	\$0.00
5. Total Estimated 2025 Payments (sum of Lines 1-4)	\$51,280.81

Payment Information

Your local government will receive two distributions in 2025 :

- July 28, 2025: 15% of Line 1, 2, and 3 and 100% of Line 4 (*shown above*)
- November 17, 2025: balance of your 2025 aid payments

County and Municipal Aid

Under state law, the county and municipal aid paid to each county and municipality must be equal to the amount determined in 2012 (sec. 79.036, Wis. Stats.) and adjusted for fallen protective services insurance reimbursement (sec. 79.036(4), Wis. Stats.).

County and Municipal Aid Calculation	
1. Prior year county and municipal aid	\$11,422.39
2. Increase due to sales tax revenue, including adjustments (<i>district changes</i>)	\$262.71
3. Fallen protective services insurance adjustment	-\$0.84
4. Fallen protective services insurance reimbursement (<i>reported to DOR</i>)	\$0.00
5. Total County and Municipal Aid (sum of Lines 1-4)	\$11,684.26

Utility Aid

- Under state law, utility aid is distributed to each county and municipality where tax-exempt utility property is located (sec. 79.04, Wis. Stats.)
- Utility companies report utility property information to DOR annually
- DOR uses the provided information to accurately calculate utility aid (*shown below*)

Utility Aid Calculation	
1. Net book value, <i>as of December 31, 2024 (including expected additions/retirements)</i>	\$0.00
2. Total net book value payment	\$0.00
3. Minimum payment	\$0.00
4. Megawatt capacity	0.0
5. Megawatt capacity payment	\$0.00
6. Closed/decommissioned production plant (phased down) payment	\$0.00
7. Subtotal (<i>sum of Lines 2, 3, 5 and 6</i>)	\$0.00
8. Population cap	\$221,000.00
9. Adjusted subtotal (<i>lesser of Line 7 or Line 8</i>)	\$0.00
10. Adjacent site incentive payment	\$0.00
11. Baseload incentive payment	\$0.00
12. Co-generation incentive payment	\$0.00
13. Alternative energy incentive payment	\$0.00
14. Total incentive payments (<i>sum of Lines 10 through 13</i>)	\$0.00
15. Spent nuclear fuel payment	\$0.00
16. Total Utility Aid – this is the utility aid payment listed on the front of the estimate (<i>sum of Lines 9, 14 and 15</i>)	\$0.00

Supplemental County and Municipal Aid

- Under state law, supplemental county and municipal aid paid to each county and municipality is determined by 2023 Wisconsin Act 12 (sec. 79.037, Wis. Stats.)
- For detailed information, review [county and municipal aid spreadsheet](#)

Supplemental County and Municipal Aid Calculation	
1. Prior year supplemental county and municipal aid	\$38,706.31
2. Increase due to sales tax revenue including adjustments (<i>district changes</i>)	\$890.24
3. Total Supplemental County and Municipal Aid (<i>sum of Lines 1 and 2</i>)	\$39,596.55

Expenditure Restraint Incentive Program

- Only municipalities are eligible to receive Expenditure Restraint Incentive Program (ERIP) payments
- Under state law, in 2025, each municipality will receive a payment that is equal to the amount of the payment received by the municipality in 2024 (sec. 79.05(4), Wis. Stats., from 2023 WI Act 12 – notwithstanding subs. (2) and (3))

Contact Information

If you have questions, contact us at lgs@wisconsin.gov, (608) 266-8618 or (608) 261-5167.



State of Wisconsin • DEPARTMENT OF REVENUE

DIVISION OF STATE AND LOCAL FINANCE • BUREAU OF LOCAL GOVERNMENT SERVICES • 2135 RIMROCK RD MADISON, WI 53713

Mailing Address:
PO Box 8971 #6-97
Madison WI 53708-8971
Fax: (608) 264-6887
lgs@wisconsin.gov

September 13, 2024

PATRICIA SUCHON
TOWN OF GUENTHER
202797 GLENN RD
MOSINEE WI 54455

Notice of Shared Revenue – 2025 Original Estimate

Notice Information

The Wisconsin Department of Revenue (DOR) is providing the **estimated** shared revenue amounts your local government will receive in 2025 under current state law for county and municipal aid, supplemental county and municipal aid, utility aid and the expenditure restraint incentive program. This does not include adjustments, shown on the July and November payment notices.

District	TOWN OF GUENTHER	County	MARATHON	Co-muni code	37-032
-----------------	------------------	---------------	----------	---------------------	--------

Estimate Information

For an explanation of each aid payment listed below, review the additional information in this notice.

2025 Original Estimate	
1. County and municipal aid	\$15,478.07
2. Utility aid	\$6,860.96
3. Supplemental county and municipal aid	\$36,828.92
4. Expenditure restraint incentive program	\$0.00
5. Total Estimated 2025 Payments (sum of Lines 1-4)	\$59,167.95

Payment Information

Your local government will receive two distributions in 2025 :

- July 28, 2025: 15% of Line 1, 2, and 3 and 100% of Line 4 (*shown above*)
- November 17, 2025: balance of your 2025 aid payments

County and Municipal Aid

Under state law, the county and municipal aid paid to each county and municipality must be equal to the amount determined in 2012 (sec. 79.036, Wis. Stats.) and adjusted for fallen protective services insurance reimbursement (sec. 79.036(4), Wis. Stats.).

County and Municipal Aid Calculation	
1. Prior year county and municipal aid	\$15,131.17
2. Increase due to sales tax revenue, including adjustments (<i>district changes</i>)	\$348.02
3. Fallen protective services insurance adjustment	-\$1.12
4. Fallen protective services insurance reimbursement (<i>reported to DOR</i>)	\$0.00
5. Total County and Municipal Aid (sum of Lines 1-4)	\$15,478.07

Utility Aid

- Under state law, utility aid is distributed to each county and municipality where tax-exempt utility property is located (sec. 79.04, Wis. Stats.)
- Utility companies report utility property information to DOR annually
- DOR uses the provided information to accurately calculate utility aid (*shown below*)

Utility Aid Calculation	
1. Net book value, <i>as of December 31, 2024 (including expected additions/retirements)</i>	\$2,286,985.00
2. Total net book value payment	\$6,860.96
3. Minimum payment	\$0.00
4. Megawatt capacity	0.0
5. Megawatt capacity payment	\$0.00
6. Closed/decommissioned production plant (phased down) payment	\$0.00
7. Subtotal (<i>sum of Lines 2, 3, 5 and 6</i>)	\$6,860.96
8. Population cap	\$151,725.00
9. Adjusted subtotal (<i>lesser of Line 7 or Line 8</i>)	\$6,860.96
10. Adjacent site incentive payment	\$0.00
11. Baseload incentive payment	\$0.00
12. Co-generation incentive payment	\$0.00
13. Alternative energy incentive payment	\$0.00
14. Total incentive payments (<i>sum of Lines 10 through 13</i>)	\$0.00
15. Spent nuclear fuel payment	\$0.00
16. Total Utility Aid – this is the utility aid payment listed on the front of the estimate (<i>sum of Lines 9, 14 and 15</i>)	\$6,860.96

Supplemental County and Municipal Aid

- Under state law, supplemental county and municipal aid paid to each county and municipality is determined by 2023 Wisconsin Act 12 (sec. 79.037, Wis. Stats.)
- For detailed information, review [county and municipal aid spreadsheet](#)

Supplemental County and Municipal Aid Calculation	
1. Prior year supplemental county and municipal aid	\$36,000.90
2. Increase due to sales tax revenue including adjustments (<i>district changes</i>)	\$828.02
3. Total Supplemental County and Municipal Aid (<i>sum of Lines 1 and 2</i>)	\$36,828.92

Expenditure Restraint Incentive Program

- Only municipalities are eligible to receive Expenditure Restraint Incentive Program (ERIP) payments
- Under state law, in 2025, each municipality will receive a payment that is equal to the amount of the payment received by the municipality in 2024 (sec. 79.05(4), Wis. Stats., from 2023 WI Act 12 – notwithstanding subs. (2) and (3))

Contact Information

If you have questions, contact us at lgs@wisconsin.gov, (608) 266-8618 or (608) 261-5167.



State of Wisconsin • DEPARTMENT OF REVENUE

DIVISION OF STATE AND LOCAL FINANCE • BUREAU OF LOCAL GOVERNMENT SERVICES • 2135 RIMROCK RD MADISON, WI 53713

Mailing Address:
PO Box 8971 #6-97
Madison WI 53708-8971
Fax: (608) 264-6887
lgs@wisconsin.gov

September 13, 2024

ANNETTE KREMSREITER
TOWN OF HALSEY
124970 COUNTY ROAD L
ATHENS WI 54411

Notice of Shared Revenue – 2025 Original Estimate

Notice Information

The Wisconsin Department of Revenue (DOR) is providing the **estimated** shared revenue amounts your local government will receive in 2025 under current state law for county and municipal aid, supplemental county and municipal aid, utility aid and the expenditure restraint incentive program. This does not include adjustments, shown on the July and November payment notices.

District	TOWN OF HALSEY	County	MARATHON	Co-muni code	37-034
-----------------	----------------	---------------	----------	---------------------	--------

Estimate Information

For an explanation of each aid payment listed below, review the additional information in this notice.

2025 Original Estimate	
1. County and municipal aid	\$54,899.53
2. Utility aid	\$0.00
3. Supplemental county and municipal aid	\$41,744.96
4. Expenditure restraint incentive program	\$0.00
5. Total Estimated 2025 Payments (sum of Lines 1-4)	\$96,644.49

Payment Information

Your local government will receive two distributions in 2025 :

- July 28, 2025: 15% of Line 1, 2, and 3 and 100% of Line 4 (*shown above*)
- November 17, 2025: balance of your 2025 aid payments

County and Municipal Aid

Under state law, the county and municipal aid paid to each county and municipality must be equal to the amount determined in 2012 (sec. 79.036, Wis. Stats.) and adjusted for fallen protective services insurance reimbursement (sec. 79.036(4), Wis. Stats.).

County and Municipal Aid Calculation	
1. Prior year county and municipal aid	\$53,669.11
2. Increase due to sales tax revenue, including adjustments (<i>district changes</i>)	\$1,234.39
3. Fallen protective services insurance adjustment	-\$3.97
4. Fallen protective services insurance reimbursement (<i>reported to DOR</i>)	\$0.00
5. Total County and Municipal Aid (sum of Lines 1-4)	\$54,899.53

Utility Aid

- Under state law, utility aid is distributed to each county and municipality where tax-exempt utility property is located (sec. 79.04, Wis. Stats.)
- Utility companies report utility property information to DOR annually
- DOR uses the provided information to accurately calculate utility aid (*shown below*)

Utility Aid Calculation	
1. Net book value, <i>as of December 31, 2024 (including expected additions/retirements)</i>	\$0.00
2. Total net book value payment	\$0.00
3. Minimum payment	\$0.00
4. Megawatt capacity	0.0
5. Megawatt capacity payment	\$0.00
6. Closed/decommissioned production plant (phased down) payment	\$0.00
7. Subtotal (<i>sum of Lines 2, 3, 5 and 6</i>)	\$0.00
8. Population cap	\$281,350.00
9. Adjusted subtotal (<i>lesser of Line 7 or Line 8</i>)	\$0.00
10. Adjacent site incentive payment	\$0.00
11. Baseload incentive payment	\$0.00
12. Co-generation incentive payment	\$0.00
13. Alternative energy incentive payment	\$0.00
14. Total incentive payments (<i>sum of Lines 10 through 13</i>)	\$0.00
15. Spent nuclear fuel payment	\$0.00
16. Total Utility Aid – this is the utility aid payment listed on the front of the estimate (<i>sum of Lines 9, 14 and 15</i>)	\$0.00

Supplemental County and Municipal Aid

- Under state law, supplemental county and municipal aid paid to each county and municipality is determined by 2023 Wisconsin Act 12 (sec. 79.037, Wis. Stats.)
- For detailed information, review [county and municipal aid spreadsheet](#)

Supplemental County and Municipal Aid Calculation	
1. Prior year supplemental county and municipal aid	\$40,806.41
2. Increase due to sales tax revenue including adjustments (<i>district changes</i>)	\$938.55
3. Total Supplemental County and Municipal Aid (<i>sum of Lines 1 and 2</i>)	\$41,744.96

Expenditure Restraint Incentive Program

- Only municipalities are eligible to receive Expenditure Restraint Incentive Program (ERIP) payments
- Under state law, in 2025, each municipality will receive a payment that is equal to the amount of the payment received by the municipality in 2024 (sec. 79.05(4), Wis. Stats., from 2023 WI Act 12 – notwithstanding subs. (2) and (3))

Contact Information

If you have questions, contact us at lgs@wisconsin.gov, (608) 266-8618 or (608) 261-5167.



State of Wisconsin • DEPARTMENT OF REVENUE

DIVISION OF STATE AND LOCAL FINANCE • BUREAU OF LOCAL GOVERNMENT SERVICES • 2135 RIMROCK RD MADISON, WI 53713

Mailing Address:
PO Box 8971 #6-97
Madison WI 53708-8971
Fax: (608) 264-6887
lgs@wisconsin.gov

September 13, 2024

DAWN CZECH
TOWN OF HAMBURG
248090 DEER CREEK LANE
ATHENS WI 54411-5505

Notice of Shared Revenue – 2025 Original Estimate

Notice Information

The Wisconsin Department of Revenue (DOR) is providing the **estimated** shared revenue amounts your local government will receive in 2025 under current state law for county and municipal aid, supplemental county and municipal aid, utility aid and the expenditure restraint incentive program. This does not include adjustments, shown on the July and November payment notices.

District	TOWN OF HAMBURG	County	MARATHON	Co-muni code	37-036
-----------------	-----------------	---------------	----------	---------------------	--------

Estimate Information

For an explanation of each aid payment listed below, review the additional information in this notice.

2025 Original Estimate	
1. County and municipal aid	\$45,488.79
2. Utility aid	\$0.00
3. Supplemental county and municipal aid	\$44,786.52
4. Expenditure restraint incentive program	\$0.00
5. Total Estimated 2025 Payments (sum of Lines 1-4)	\$90,275.31

Payment Information

Your local government will receive two distributions in 2025 :

- July 28, 2025: 15% of Line 1, 2, and 3 and 100% of Line 4 (*shown above*)
- November 17, 2025: balance of your 2025 aid payments

County and Municipal Aid

Under state law, the county and municipal aid paid to each county and municipality must be equal to the amount determined in 2012 (sec. 79.036, Wis. Stats.) and adjusted for fallen protective services insurance reimbursement (sec. 79.036(4), Wis. Stats.).

County and Municipal Aid Calculation	
1. Prior year county and municipal aid	\$44,469.29
2. Increase due to sales tax revenue, including adjustments (<i>district changes</i>)	\$1,022.79
3. Fallen protective services insurance adjustment	-\$3.29
4. Fallen protective services insurance reimbursement (<i>reported to DOR</i>)	\$0.00
5. Total County and Municipal Aid (sum of Lines 1-4)	\$45,488.79

Utility Aid

- Under state law, utility aid is distributed to each county and municipality where tax-exempt utility property is located (sec. 79.04, Wis. Stats.)
- Utility companies report utility property information to DOR annually
- DOR uses the provided information to accurately calculate utility aid (*shown below*)

Utility Aid Calculation	
1. Net book value, <i>as of December 31, 2024 (including expected additions/retirements)</i>	\$0.00
2. Total net book value payment	\$0.00
3. Minimum payment	\$0.00
4. Megawatt capacity	0.0
5. Megawatt capacity payment	\$0.00
6. Closed/decommissioned production plant (phased down) payment	\$0.00
7. Subtotal (<i>sum of Lines 2, 3, 5 and 6</i>)	\$0.00
8. Population cap	\$356,150.00
9. Adjusted subtotal (<i>lesser of Line 7 or Line 8</i>)	\$0.00
10. Adjacent site incentive payment	\$0.00
11. Baseload incentive payment	\$0.00
12. Co-generation incentive payment	\$0.00
13. Alternative energy incentive payment	\$0.00
14. Total incentive payments (<i>sum of Lines 10 through 13</i>)	\$0.00
15. Spent nuclear fuel payment	\$0.00
16. Total Utility Aid – this is the utility aid payment listed on the front of the estimate (<i>sum of Lines 9, 14 and 15</i>)	\$0.00

Supplemental County and Municipal Aid

- Under state law, supplemental county and municipal aid paid to each county and municipality is determined by 2023 Wisconsin Act 12 (sec. 79.037, Wis. Stats.)
- For detailed information, review [county and municipal aid spreadsheet](#)

Supplemental County and Municipal Aid Calculation	
1. Prior year supplemental county and municipal aid	\$43,779.59
2. Increase due to sales tax revenue including adjustments (<i>district changes</i>)	\$1,006.93
3. Total Supplemental County and Municipal Aid (<i>sum of Lines 1 and 2</i>)	\$44,786.52

Expenditure Restraint Incentive Program

- Only municipalities are eligible to receive Expenditure Restraint Incentive Program (ERIP) payments
- Under state law, in 2025, each municipality will receive a payment that is equal to the amount of the payment received by the municipality in 2024 (sec. 79.05(4), Wis. Stats., from 2023 WI Act 12 – notwithstanding subs. (2) and (3))

Contact Information

If you have questions, contact us at lgs@wisconsin.gov, (608) 266-8618 or (608) 261-5167.



State of Wisconsin • DEPARTMENT OF REVENUE

DIVISION OF STATE AND LOCAL FINANCE • BUREAU OF LOCAL GOVERNMENT SERVICES • 2135 RIMROCK RD MADISON, WI 53713

Mailing Address:
PO Box 8971 #6-97
Madison WI 53708-8971
Fax: (608) 264-6887
lgs@wisconsin.gov

September 13, 2024

KATHY KLOES
TOWN OF HARRISON
183770 BROOKSIDE RD.
ANTIGO WI 54409-7104

Notice of Shared Revenue – 2025 Original Estimate

Notice Information

The Wisconsin Department of Revenue (DOR) is providing the **estimated** shared revenue amounts your local government will receive in 2025 under current state law for county and municipal aid, supplemental county and municipal aid, utility aid and the expenditure restraint incentive program. This does not include adjustments, shown on the July and November payment notices.

District	TOWN OF HARRISON	County	MARATHON	Co-muni code	37-038
-----------------	------------------	---------------	----------	---------------------	--------

Estimate Information

For an explanation of each aid payment listed below, review the additional information in this notice.

2025 Original Estimate	
1. County and municipal aid	\$33,284.42
2. Utility aid	\$0.00
3. Supplemental county and municipal aid	\$36,158.42
4. Expenditure restraint incentive program	\$0.00
5. Total Estimated 2025 Payments (sum of Lines 1-4)	\$69,442.84

Payment Information

Your local government will receive two distributions in 2025 :

- July 28, 2025: 15% of Line 1, 2, and 3 and 100% of Line 4 (*shown above*)
- November 17, 2025: balance of your 2025 aid payments

County and Municipal Aid

Under state law, the county and municipal aid paid to each county and municipality must be equal to the amount determined in 2012 (sec. 79.036, Wis. Stats.) and adjusted for fallen protective services insurance reimbursement (sec. 79.036(4), Wis. Stats.).

County and Municipal Aid Calculation	
1. Prior year county and municipal aid	\$32,538.44
2. Increase due to sales tax revenue, including adjustments (<i>district changes</i>)	\$748.38
3. Fallen protective services insurance adjustment	-\$2.40
4. Fallen protective services insurance reimbursement (<i>reported to DOR</i>)	\$0.00
5. Total County and Municipal Aid (sum of Lines 1-4)	\$33,284.42

Utility Aid

- Under state law, utility aid is distributed to each county and municipality where tax-exempt utility property is located (sec. 79.04, Wis. Stats.)
- Utility companies report utility property information to DOR annually
- DOR uses the provided information to accurately calculate utility aid (*shown below*)

Utility Aid Calculation	
1. Net book value, <i>as of December 31, 2024 (including expected additions/retirements)</i>	\$0.00
2. Total net book value payment	\$0.00
3. Minimum payment	\$0.00
4. Megawatt capacity	0.0
5. Megawatt capacity payment	\$0.00
6. Closed/decommissioned production plant (phased down) payment	\$0.00
7. Subtotal (<i>sum of Lines 2, 3, 5 and 6</i>)	\$0.00
8. Population cap	\$133,025.00
9. Adjusted subtotal (<i>lesser of Line 7 or Line 8</i>)	\$0.00
10. Adjacent site incentive payment	\$0.00
11. Baseload incentive payment	\$0.00
12. Co-generation incentive payment	\$0.00
13. Alternative energy incentive payment	\$0.00
14. Total incentive payments (<i>sum of Lines 10 through 13</i>)	\$0.00
15. Spent nuclear fuel payment	\$0.00
16. Total Utility Aid – this is the utility aid payment listed on the front of the estimate (<i>sum of Lines 9, 14 and 15</i>)	\$0.00

Supplemental County and Municipal Aid

- Under state law, supplemental county and municipal aid paid to each county and municipality is determined by 2023 Wisconsin Act 12 (sec. 79.037, Wis. Stats.)
- For detailed information, review [county and municipal aid spreadsheet](#)

Supplemental County and Municipal Aid Calculation	
1. Prior year supplemental county and municipal aid	\$35,345.47
2. Increase due to sales tax revenue including adjustments (<i>district changes</i>)	\$812.95
3. Total Supplemental County and Municipal Aid (<i>sum of Lines 1 and 2</i>)	\$36,158.42

Expenditure Restraint Incentive Program

- Only municipalities are eligible to receive Expenditure Restraint Incentive Program (ERIP) payments
- Under state law, in 2025, each municipality will receive a payment that is equal to the amount of the payment received by the municipality in 2024 (sec. 79.05(4), Wis. Stats., from 2023 WI Act 12 – notwithstanding subs. (2) and (3))

Contact Information

If you have questions, contact us at lgs@wisconsin.gov, (608) 266-8618 or (608) 261-5167.



State of Wisconsin • DEPARTMENT OF REVENUE

DIVISION OF STATE AND LOCAL FINANCE • BUREAU OF LOCAL GOVERNMENT SERVICES • 2135 RIMROCK RD MADISON, WI 53713

Mailing Address:
PO Box 8971 #6-97
Madison WI 53708-8971
Fax: (608) 264-6887
lgs@wisconsin.gov

September 13, 2024

MAYA STURZENEGGER
TOWN OF HEWITT
243391 COUNTY ROAD Q
WAUSAU WI 54403

Notice of Shared Revenue – 2025 Original Estimate

Notice Information

The Wisconsin Department of Revenue (DOR) is providing the **estimated** shared revenue amounts your local government will receive in 2025 under current state law for county and municipal aid, supplemental county and municipal aid, utility aid and the expenditure restraint incentive program. This does not include adjustments, shown on the July and November payment notices.

District	TOWN OF HEWITT	County	MARATHON	Co-muni code	37-040
-----------------	----------------	---------------	----------	---------------------	--------

Estimate Information

For an explanation of each aid payment listed below, review the additional information in this notice.

2025 Original Estimate	
1. County and municipal aid	\$28,103.09
2. Utility aid	\$0.00
3. Supplemental county and municipal aid	\$41,865.26
4. Expenditure restraint incentive program	\$0.00
5. Total Estimated 2025 Payments (sum of Lines 1-4)	\$69,968.35

Payment Information

Your local government will receive two distributions in 2025 :

- July 28, 2025: 15% of Line 1, 2, and 3 and 100% of Line 4 (*shown above*)
- November 17, 2025: balance of your 2025 aid payments

County and Municipal Aid

Under state law, the county and municipal aid paid to each county and municipality must be equal to the amount determined in 2012 (sec. 79.036, Wis. Stats.) and adjusted for fallen protective services insurance reimbursement (sec. 79.036(4), Wis. Stats.).

County and Municipal Aid Calculation	
1. Prior year county and municipal aid	\$27,473.24
2. Increase due to sales tax revenue, including adjustments (<i>district changes</i>)	\$631.88
3. Fallen protective services insurance adjustment	-\$2.03
4. Fallen protective services insurance reimbursement (<i>reported to DOR</i>)	\$0.00
5. Total County and Municipal Aid (sum of Lines 1-4)	\$28,103.09

Utility Aid

- Under state law, utility aid is distributed to each county and municipality where tax-exempt utility property is located (sec. 79.04, Wis. Stats.)
- Utility companies report utility property information to DOR annually
- DOR uses the provided information to accurately calculate utility aid (*shown below*)

Utility Aid Calculation	
1. Net book value, <i>as of December 31, 2024 (including expected additions/retirements)</i>	\$0.00
2. Total net book value payment	\$0.00
3. Minimum payment	\$0.00
4. Megawatt capacity	0.0
5. Megawatt capacity payment	\$0.00
6. Closed/decommissioned production plant (phased down) payment	\$0.00
7. Subtotal (<i>sum of Lines 2, 3, 5 and 6</i>)	\$0.00
8. Population cap	\$279,225.00
9. Adjusted subtotal (<i>lesser of Line 7 or Line 8</i>)	\$0.00
10. Adjacent site incentive payment	\$0.00
11. Baseload incentive payment	\$0.00
12. Co-generation incentive payment	\$0.00
13. Alternative energy incentive payment	\$0.00
14. Total incentive payments (<i>sum of Lines 10 through 13</i>)	\$0.00
15. Spent nuclear fuel payment	\$0.00
16. Total Utility Aid – this is the utility aid payment listed on the front of the estimate (<i>sum of Lines 9, 14 and 15</i>)	\$0.00

Supplemental County and Municipal Aid

- Under state law, supplemental county and municipal aid paid to each county and municipality is determined by 2023 Wisconsin Act 12 (sec. 79.037, Wis. Stats.)
- For detailed information, review [county and municipal aid spreadsheet](#)

Supplemental County and Municipal Aid Calculation	
1. Prior year supplemental county and municipal aid	\$40,924.01
2. Increase due to sales tax revenue including adjustments (<i>district changes</i>)	\$941.25
3. Total Supplemental County and Municipal Aid (<i>sum of Lines 1 and 2</i>)	\$41,865.26

Expenditure Restraint Incentive Program

- Only municipalities are eligible to receive Expenditure Restraint Incentive Program (ERIP) payments
- Under state law, in 2025, each municipality will receive a payment that is equal to the amount of the payment received by the municipality in 2024 (sec. 79.05(4), Wis. Stats., from 2023 WI Act 12 – notwithstanding subs. (2) and (3))

Contact Information

If you have questions, contact us at lgs@wisconsin.gov, (608) 266-8618 or (608) 261-5167.



State of Wisconsin • DEPARTMENT OF REVENUE

DIVISION OF STATE AND LOCAL FINANCE • BUREAU OF LOCAL GOVERNMENT SERVICES • 2135 RIMROCK RD MADISON, WI 53713

Mailing Address:
PO Box 8971 #6-97
Madison WI 53708-8971
Fax: (608) 264-6887
lgs@wisconsin.gov

September 13, 2024

TAYLOR ENSIGN
TOWN OF HOLTON
107645 COUNTY LINE ROAD
DORCHESTER WI 54425

Notice of Shared Revenue – 2025 Original Estimate

Notice Information

The Wisconsin Department of Revenue (DOR) is providing the **estimated** shared revenue amounts your local government will receive in 2025 under current state law for county and municipal aid, supplemental county and municipal aid, utility aid and the expenditure restraint incentive program. This does not include adjustments, shown on the July and November payment notices.

District	TOWN OF HOLTON	County	MARATHON	Co-muni code	37-042
-----------------	----------------	---------------	----------	---------------------	--------

Estimate Information

For an explanation of each aid payment listed below, review the additional information in this notice.

2025 Original Estimate	
1. County and municipal aid	\$89,569.48
2. Utility aid	\$0.00
3. Supplemental county and municipal aid	\$45,439.42
4. Expenditure restraint incentive program	\$0.00
5. Total Estimated 2025 Payments (sum of Lines 1-4)	\$135,008.90

Payment Information

Your local government will receive two distributions in 2025 :

- July 28, 2025: 15% of Line 1, 2, and 3 and 100% of Line 4 (*shown above*)
- November 17, 2025: balance of your 2025 aid payments

County and Municipal Aid

Under state law, the county and municipal aid paid to each county and municipality must be equal to the amount determined in 2012 (sec. 79.036, Wis. Stats.) and adjusted for fallen protective services insurance reimbursement (sec. 79.036(4), Wis. Stats.).

County and Municipal Aid Calculation	
1. Prior year county and municipal aid	\$87,562.02
2. Increase due to sales tax revenue, including adjustments (<i>district changes</i>)	\$2,013.93
3. Fallen protective services insurance adjustment	-\$6.47
4. Fallen protective services insurance reimbursement (<i>reported to DOR</i>)	\$0.00
5. Total County and Municipal Aid (sum of Lines 1-4)	\$89,569.48

Utility Aid

- Under state law, utility aid is distributed to each county and municipality where tax-exempt utility property is located (sec. 79.04, Wis. Stats.)
- Utility companies report utility property information to DOR annually
- DOR uses the provided information to accurately calculate utility aid (*shown below*)

Utility Aid Calculation	
1. Net book value, as of December 31, 2024 (including expected additions/retirements)	\$0.00
2. Total net book value payment	\$0.00
3. Minimum payment	\$0.00
4. Megawatt capacity	0.0
5. Megawatt capacity payment	\$0.00
6. Closed/decommissioned production plant (phased down) payment	\$0.00
7. Subtotal (sum of Lines 2, 3, 5 and 6)	\$0.00
8. Population cap	\$359,125.00
9. Adjusted subtotal (lesser of Line 7 or Line 8)	\$0.00
10. Adjacent site incentive payment	\$0.00
11. Baseload incentive payment	\$0.00
12. Co-generation incentive payment	\$0.00
13. Alternative energy incentive payment	\$0.00
14. Total incentive payments (sum of Lines 10 through 13)	\$0.00
15. Spent nuclear fuel payment	\$0.00
16. Total Utility Aid – this is the utility aid payment listed on the front of the estimate (sum of Lines 9, 14 and 15)	\$0.00

Supplemental County and Municipal Aid

- Under state law, supplemental county and municipal aid paid to each county and municipality is determined by 2023 Wisconsin Act 12 (sec. 79.037, Wis. Stats.)
- For detailed information, review [county and municipal aid spreadsheet](#)

Supplemental County and Municipal Aid Calculation	
1. Prior year supplemental county and municipal aid	\$44,417.81
2. Increase due to sales tax revenue including adjustments (district changes)	\$1,021.61
3. Total Supplemental County and Municipal Aid (sum of Lines 1 and 2)	\$45,439.42

Expenditure Restraint Incentive Program

- Only municipalities are eligible to receive Expenditure Restraint Incentive Program (ERIP) payments
- Under state law, in 2025, each municipality will receive a payment that is equal to the amount of the payment received by the municipality in 2024 (sec. 79.05(4), Wis. Stats., from 2023 WI Act 12 – notwithstanding subs. (2) and (3))

Contact Information

If you have questions, contact us at lgs@wisconsin.gov, (608) 266-8618 or (608) 261-5167.



State of Wisconsin • DEPARTMENT OF REVENUE

DIVISION OF STATE AND LOCAL FINANCE • BUREAU OF LOCAL GOVERNMENT SERVICES • 2135 RIMROCK RD MADISON, WI 53713

Mailing Address:
PO Box 8971 #6-97
Madison WI 53708-8971
Fax: (608) 264-6887
lgs@wisconsin.gov

September 13, 2024

JENNY REYNOLDS
TOWN OF HULL
219957 CHESTNUT HILL LN
UNITY WI 54488

Notice of Shared Revenue – 2025 Original Estimate

Notice Information

The Wisconsin Department of Revenue (DOR) is providing the **estimated** shared revenue amounts your local government will receive in 2025 under current state law for county and municipal aid, supplemental county and municipal aid, utility aid and the expenditure restraint incentive program. This does not include adjustments, shown on the July and November payment notices.

District	TOWN OF HULL	County	MARATHON	Co-muni code	37-044
-----------------	--------------	---------------	----------	---------------------	--------

Estimate Information

For an explanation of each aid payment listed below, review the additional information in this notice.

2025 Original Estimate	
1. County and municipal aid	\$82,342.40
2. Utility aid	\$2,323.97
3. Supplemental county and municipal aid	\$43,875.84
4. Expenditure restraint incentive program	\$0.00
5. Total Estimated 2025 Payments (sum of Lines 1-4)	\$128,542.21

Payment Information

Your local government will receive two distributions in 2025 :

- July 28, 2025: 15% of Line 1, 2, and 3 and 100% of Line 4 (*shown above*)
- November 17, 2025: balance of your 2025 aid payments

County and Municipal Aid

Under state law, the county and municipal aid paid to each county and municipality must be equal to the amount determined in 2012 (sec. 79.036, Wis. Stats.) and adjusted for fallen protective services insurance reimbursement (sec. 79.036(4), Wis. Stats.).

County and Municipal Aid Calculation	
1. Prior year county and municipal aid	\$80,496.92
2. Increase due to sales tax revenue, including adjustments (<i>district changes</i>)	\$1,851.43
3. Fallen protective services insurance adjustment	-\$5.95
4. Fallen protective services insurance reimbursement (<i>reported to DOR</i>)	\$0.00
5. Total County and Municipal Aid (sum of Lines 1-4)	\$82,342.40

Utility Aid

- Under state law, utility aid is distributed to each county and municipality where tax-exempt utility property is located (sec. 79.04, Wis. Stats.)
- Utility companies report utility property information to DOR annually
- DOR uses the provided information to accurately calculate utility aid (*shown below*)

Utility Aid Calculation	
1. Net book value, <i>as of December 31, 2024 (including expected additions/retirements)</i>	\$774,658.00
2. Total net book value payment	\$2,323.97
3. Minimum payment	\$0.00
4. Megawatt capacity	0.0
5. Megawatt capacity payment	\$0.00
6. Closed/decommissioned production plant (phased down) payment	\$0.00
7. Subtotal (<i>sum of Lines 2, 3, 5 and 6</i>)	\$2,323.97
8. Population cap	\$325,975.00
9. Adjusted subtotal (<i>lesser of Line 7 or Line 8</i>)	\$2,323.97
10. Adjacent site incentive payment	\$0.00
11. Baseload incentive payment	\$0.00
12. Co-generation incentive payment	\$0.00
13. Alternative energy incentive payment	\$0.00
14. Total incentive payments (<i>sum of Lines 10 through 13</i>)	\$0.00
15. Spent nuclear fuel payment	\$0.00
16. Total Utility Aid – this is the utility aid payment listed on the front of the estimate (<i>sum of Lines 9, 14 and 15</i>)	\$2,323.97

Supplemental County and Municipal Aid

- Under state law, supplemental county and municipal aid paid to each county and municipality is determined by 2023 Wisconsin Act 12 (sec. 79.037, Wis. Stats.)
- For detailed information, review [county and municipal aid spreadsheet](#)

Supplemental County and Municipal Aid Calculation	
1. Prior year supplemental county and municipal aid	\$42,889.38
2. Increase due to sales tax revenue including adjustments (<i>district changes</i>)	\$986.46
3. Total Supplemental County and Municipal Aid (<i>sum of Lines 1 and 2</i>)	\$43,875.84

Expenditure Restraint Incentive Program

- Only municipalities are eligible to receive Expenditure Restraint Incentive Program (ERIP) payments
- Under state law, in 2025, each municipality will receive a payment that is equal to the amount of the payment received by the municipality in 2024 (sec. 79.05(4), Wis. Stats., from 2023 WI Act 12 – notwithstanding subs. (2) and (3))

Contact Information

If you have questions, contact us at lgs@wisconsin.gov, (608) 266-8618 or (608) 261-5167.



State of Wisconsin • DEPARTMENT OF REVENUE

DIVISION OF STATE AND LOCAL FINANCE • BUREAU OF LOCAL GOVERNMENT SERVICES • 2135 RIMROCK RD MADISON, WI 53713

Mailing Address:
PO Box 8971 #6-97
Madison WI 53708-8971
Fax: (608) 264-6887
lgs@wisconsin.gov

September 13, 2024

MARILYN BHEND
TOWN OF JOHNSON
113445 COUNTY ROAD A
ATHENS WI 54411-5008

Notice of Shared Revenue – 2025 Original Estimate

Notice Information

The Wisconsin Department of Revenue (DOR) is providing the **estimated** shared revenue amounts your local government will receive in 2025 under current state law for county and municipal aid, supplemental county and municipal aid, utility aid and the expenditure restraint incentive program. This does not include adjustments, shown on the July and November payment notices.

District	TOWN OF JOHNSON	County	MARATHON	Co-muni code	37-046
-----------------	-----------------	---------------	----------	---------------------	--------

Estimate Information

For an explanation of each aid payment listed below, review the additional information in this notice.

2025 Original Estimate	
1. County and municipal aid	\$118,698.67
2. Utility aid	\$0.00
3. Supplemental county and municipal aid	\$45,731.50
4. Expenditure restraint incentive program	\$0.00
5. Total Estimated 2025 Payments (sum of Lines 1-4)	\$164,430.17

Payment Information

Your local government will receive two distributions in 2025 :

- July 28, 2025: 15% of Line 1, 2, and 3 and 100% of Line 4 (*shown above*)
- November 17, 2025: balance of your 2025 aid payments

County and Municipal Aid

Under state law, the county and municipal aid paid to each county and municipality must be equal to the amount determined in 2012 (sec. 79.036, Wis. Stats.) and adjusted for fallen protective services insurance reimbursement (sec. 79.036(4), Wis. Stats.).

County and Municipal Aid Calculation	
1. Prior year county and municipal aid	\$116,038.37
2. Increase due to sales tax revenue, including adjustments (<i>district changes</i>)	\$2,668.88
3. Fallen protective services insurance adjustment	-\$8.58
4. Fallen protective services insurance reimbursement (<i>reported to DOR</i>)	\$0.00
5. Total County and Municipal Aid (sum of Lines 1-4)	\$118,698.67

Utility Aid

- Under state law, utility aid is distributed to each county and municipality where tax-exempt utility property is located (sec. 79.04, Wis. Stats.)
- Utility companies report utility property information to DOR annually
- DOR uses the provided information to accurately calculate utility aid (*shown below*)

Utility Aid Calculation	
1. Net book value, <i>as of December 31, 2024 (including expected additions/retirements)</i>	\$0.00
2. Total net book value payment	\$0.00
3. Minimum payment	\$0.00
4. Megawatt capacity	0.0
5. Megawatt capacity payment	\$0.00
6. Closed/decommissioned production plant (phased down) payment	\$0.00
7. Subtotal (<i>sum of Lines 2, 3, 5 and 6</i>)	\$0.00
8. Population cap	\$368,050.00
9. Adjusted subtotal (<i>lesser of Line 7 or Line 8</i>)	\$0.00
10. Adjacent site incentive payment	\$0.00
11. Baseload incentive payment	\$0.00
12. Co-generation incentive payment	\$0.00
13. Alternative energy incentive payment	\$0.00
14. Total incentive payments (<i>sum of Lines 10 through 13</i>)	\$0.00
15. Spent nuclear fuel payment	\$0.00
16. Total Utility Aid – this is the utility aid payment listed on the front of the estimate (<i>sum of Lines 9, 14 and 15</i>)	\$0.00

Supplemental County and Municipal Aid

- Under state law, supplemental county and municipal aid paid to each county and municipality is determined by 2023 Wisconsin Act 12 (sec. 79.037, Wis. Stats.)
- For detailed information, review [county and municipal aid spreadsheet](#)

Supplemental County and Municipal Aid Calculation	
1. Prior year supplemental county and municipal aid	\$44,703.32
2. Increase due to sales tax revenue including adjustments (<i>district changes</i>)	\$1,028.18
3. Total Supplemental County and Municipal Aid (<i>sum of Lines 1 and 2</i>)	\$45,731.50

Expenditure Restraint Incentive Program

- Only municipalities are eligible to receive Expenditure Restraint Incentive Program (ERIP) payments
- Under state law, in 2025, each municipality will receive a payment that is equal to the amount of the payment received by the municipality in 2024 (sec. 79.05(4), Wis. Stats., from 2023 WI Act 12 – notwithstanding subs. (2) and (3))

Contact Information

If you have questions, contact us at lgs@wisconsin.gov, (608) 266-8618 or (608) 261-5167.



State of Wisconsin • DEPARTMENT OF REVENUE

DIVISION OF STATE AND LOCAL FINANCE • BUREAU OF LOCAL GOVERNMENT SERVICES • 2135 RIMROCK RD MADISON, WI 53713

Mailing Address:
PO Box 8971 #6-97
Madison WI 53708-8971
Fax: (608) 264-6887
lgs@wisconsin.gov

September 13, 2024

ALAN FOCHS
TOWN OF KNOWLTON
205220 OLD HWY 51
MOSINEE WI 54455

Notice of Shared Revenue – 2025 Original Estimate

Notice Information

The Wisconsin Department of Revenue (DOR) is providing the **estimated** shared revenue amounts your local government will receive in 2025 under current state law for county and municipal aid, supplemental county and municipal aid, utility aid and the expenditure restraint incentive program. This does not include adjustments, shown on the July and November payment notices.

District	TOWN OF KNOWLTON	County	MARATHON	Co-muni code	37-048
-----------------	------------------	---------------	----------	---------------------	--------

Estimate Information

For an explanation of each aid payment listed below, review the additional information in this notice.

2025 Original Estimate	
1. County and municipal aid	\$32,069.97
2. Utility aid	\$1,929.40
3. Supplemental county and municipal aid	\$65,235.07
4. Expenditure restraint incentive program	\$0.00
5. Total Estimated 2025 Payments (sum of Lines 1-4)	\$99,234.44

Payment Information

Your local government will receive two distributions in 2025 :

- July 28, 2025: 15% of Line 1, 2, and 3 and 100% of Line 4 (*shown above*)
- November 17, 2025: balance of your 2025 aid payments

County and Municipal Aid

Under state law, the county and municipal aid paid to each county and municipality must be equal to the amount determined in 2012 (sec. 79.036, Wis. Stats.) and adjusted for fallen protective services insurance reimbursement (sec. 79.036(4), Wis. Stats.).

County and Municipal Aid Calculation	
1. Prior year county and municipal aid	\$31,351.21
2. Increase due to sales tax revenue, including adjustments (<i>district changes</i>)	\$721.08
3. Fallen protective services insurance adjustment	-\$2.32
4. Fallen protective services insurance reimbursement (<i>reported to DOR</i>)	\$0.00
5. Total County and Municipal Aid (sum of Lines 1-4)	\$32,069.97

Utility Aid

- Under state law, utility aid is distributed to each county and municipality where tax-exempt utility property is located (sec. 79.04, Wis. Stats.)
- Utility companies report utility property information to DOR annually
- DOR uses the provided information to accurately calculate utility aid (*shown below*)

Utility Aid Calculation	
1. Net book value, <i>as of December 31, 2024 (including expected additions/retirements)</i>	\$643,134.00
2. Total net book value payment	\$1,929.40
3. Minimum payment	\$0.00
4. Megawatt capacity	0.0
5. Megawatt capacity payment	\$0.00
6. Closed/decommissioned production plant (phased down) payment	\$0.00
7. Subtotal (<i>sum of Lines 2, 3, 5 and 6</i>)	\$1,929.40
8. Population cap	\$866,150.00
9. Adjusted subtotal (<i>lesser of Line 7 or Line 8</i>)	\$1,929.40
10. Adjacent site incentive payment	\$0.00
11. Baseload incentive payment	\$0.00
12. Co-generation incentive payment	\$0.00
13. Alternative energy incentive payment	\$0.00
14. Total incentive payments (<i>sum of Lines 10 through 13</i>)	\$0.00
15. Spent nuclear fuel payment	\$0.00
16. Total Utility Aid – this is the utility aid payment listed on the front of the estimate (<i>sum of Lines 9, 14 and 15</i>)	\$1,929.40

Supplemental County and Municipal Aid

- Under state law, supplemental county and municipal aid paid to each county and municipality is determined by 2023 Wisconsin Act 12 (sec. 79.037, Wis. Stats.)
- For detailed information, review [county and municipal aid spreadsheet](#)

Supplemental County and Municipal Aid Calculation	
1. Prior year supplemental county and municipal aid	\$63,768.40
2. Increase due to sales tax revenue including adjustments (<i>district changes</i>)	\$1,466.67
3. Total Supplemental County and Municipal Aid (<i>sum of Lines 1 and 2</i>)	\$65,235.07

Expenditure Restraint Incentive Program

- Only municipalities are eligible to receive Expenditure Restraint Incentive Program (ERIP) payments
- Under state law, in 2025, each municipality will receive a payment that is equal to the amount of the payment received by the municipality in 2024 (sec. 79.05(4), Wis. Stats., from 2023 WI Act 12 – notwithstanding subs. (2) and (3))

Contact Information

If you have questions, contact us at lgs@wisconsin.gov, (608) 266-8618 or (608) 261-5167.



State of Wisconsin • DEPARTMENT OF REVENUE

DIVISION OF STATE AND LOCAL FINANCE • BUREAU OF LOCAL GOVERNMENT SERVICES • 2135 RIMROCK RD MADISON, WI 53713

Mailing Address:
PO Box 8971 #6-97
Madison WI 53708-8971
Fax: (608) 264-6887
lgs@wisconsin.gov

September 13, 2024

KELLEY BLUME
TOWN OF MARATHON
225310 COUNTY ROAD B
MARATHON WI 54448

Notice of Shared Revenue – 2025 Original Estimate

Notice Information

The Wisconsin Department of Revenue (DOR) is providing the **estimated** shared revenue amounts your local government will receive in 2025 under current state law for county and municipal aid, supplemental county and municipal aid, utility aid and the expenditure restraint incentive program. This does not include adjustments, shown on the July and November payment notices.

District	TOWN OF MARATHON	County	MARATHON	Co-muni code	37-054
-----------------	------------------	---------------	----------	---------------------	--------

Estimate Information

For an explanation of each aid payment listed below, review the additional information in this notice.

2025 Original Estimate	
1. County and municipal aid	\$27,933.28
2. Utility aid	\$0.00
3. Supplemental county and municipal aid	\$47,724.33
4. Expenditure restraint incentive program	\$0.00
5. Total Estimated 2025 Payments (sum of Lines 1-4)	\$75,657.61

Payment Information

Your local government will receive two distributions in 2025 :

- July 28, 2025: 15% of Line 1, 2, and 3 and 100% of Line 4 (*shown above*)
- November 17, 2025: balance of your 2025 aid payments

County and Municipal Aid

Under state law, the county and municipal aid paid to each county and municipality must be equal to the amount determined in 2012 (sec. 79.036, Wis. Stats.) and adjusted for fallen protective services insurance reimbursement (sec. 79.036(4), Wis. Stats.).

County and Municipal Aid Calculation	
1. Prior year county and municipal aid	\$27,307.23
2. Increase due to sales tax revenue, including adjustments (<i>district changes</i>)	\$628.07
3. Fallen protective services insurance adjustment	-\$2.02
4. Fallen protective services insurance reimbursement (<i>reported to DOR</i>)	\$0.00
5. Total County and Municipal Aid (sum of Lines 1-4)	\$27,933.28

Utility Aid

- Under state law, utility aid is distributed to each county and municipality where tax-exempt utility property is located (sec. 79.04, Wis. Stats.)
- Utility companies report utility property information to DOR annually
- DOR uses the provided information to accurately calculate utility aid (*shown below*)

Utility Aid Calculation	
1. Net book value, as of December 31, 2024 (including expected additions/retirements)	\$0.00
2. Total net book value payment	\$0.00
3. Minimum payment	\$0.00
4. Megawatt capacity	0.0
5. Megawatt capacity payment	\$0.00
6. Closed/decommissioned production plant (phased down) payment	\$0.00
7. Subtotal (sum of Lines 2, 3, 5 and 6)	\$0.00
8. Population cap	\$415,650.00
9. Adjusted subtotal (lesser of Line 7 or Line 8)	\$0.00
10. Adjacent site incentive payment	\$0.00
11. Baseload incentive payment	\$0.00
12. Co-generation incentive payment	\$0.00
13. Alternative energy incentive payment	\$0.00
14. Total incentive payments (sum of Lines 10 through 13)	\$0.00
15. Spent nuclear fuel payment	\$0.00
16. Total Utility Aid – this is the utility aid payment listed on the front of the estimate (sum of Lines 9, 14 and 15)	\$0.00

Supplemental County and Municipal Aid

- Under state law, supplemental county and municipal aid paid to each county and municipality is determined by 2023 Wisconsin Act 12 (sec. 79.037, Wis. Stats.)
- For detailed information, review [county and municipal aid spreadsheet](#)

Supplemental County and Municipal Aid Calculation	
1. Prior year supplemental county and municipal aid	\$46,651.35
2. Increase due to sales tax revenue including adjustments (district changes)	\$1,072.98
3. Total Supplemental County and Municipal Aid (sum of Lines 1 and 2)	\$47,724.33

Expenditure Restraint Incentive Program

- Only municipalities are eligible to receive Expenditure Restraint Incentive Program (ERIP) payments
- Under state law, in 2025, each municipality will receive a payment that is equal to the amount of the payment received by the municipality in 2024 (sec. 79.05(4), Wis. Stats., from 2023 WI Act 12 – notwithstanding subs. (2) and (3))

Contact Information

If you have questions, contact us at lgs@wisconsin.gov, (608) 266-8618 or (608) 261-5167.



State of Wisconsin • DEPARTMENT OF REVENUE

DIVISION OF STATE AND LOCAL FINANCE • BUREAU OF LOCAL GOVERNMENT SERVICES • 2135 RIMROCK RD MADISON, WI 53713

Mailing Address:
PO Box 8971 #6-97
Madison WI 53708-8971
Fax: (608) 264-6887
lgs@wisconsin.gov

September 13, 2024

JOHN COKL
TOWN OF MCMILLAN
113904 ELM TREE RD
MARSHFIELD WI 54449-5275

Notice of Shared Revenue – 2025 Original Estimate

Notice Information

The Wisconsin Department of Revenue (DOR) is providing the **estimated** shared revenue amounts your local government will receive in 2025 under current state law for county and municipal aid, supplemental county and municipal aid, utility aid and the expenditure restraint incentive program. This does not include adjustments, shown on the July and November payment notices.

District	TOWN OF MCMILLAN	County	MARATHON	Co-muni code	37-056
-----------------	------------------	---------------	----------	---------------------	--------

Estimate Information

For an explanation of each aid payment listed below, review the additional information in this notice.

2025 Original Estimate	
1. County and municipal aid	\$51,309.45
2. Utility aid	\$0.00
3. Supplemental county and municipal aid	\$66,521.74
4. Expenditure restraint incentive program	\$0.00
5. Total Estimated 2025 Payments (sum of Lines 1-4)	\$117,831.19

Payment Information

Your local government will receive two distributions in 2025 :

- July 28, 2025: 15% of Line 1, 2, and 3 and 100% of Line 4 (*shown above*)
- November 17, 2025: balance of your 2025 aid payments

County and Municipal Aid

Under state law, the county and municipal aid paid to each county and municipality must be equal to the amount determined in 2012 (sec. 79.036, Wis. Stats.) and adjusted for fallen protective services insurance reimbursement (sec. 79.036(4), Wis. Stats.).

County and Municipal Aid Calculation	
1. Prior year county and municipal aid	\$50,159.49
2. Increase due to sales tax revenue, including adjustments (<i>district changes</i>)	\$1,153.67
3. Fallen protective services insurance adjustment	-\$3.71
4. Fallen protective services insurance reimbursement (<i>reported to DOR</i>)	\$0.00
5. Total County and Municipal Aid (sum of Lines 1-4)	\$51,309.45

Utility Aid

- Under state law, utility aid is distributed to each county and municipality where tax-exempt utility property is located (sec. 79.04, Wis. Stats.)
- Utility companies report utility property information to DOR annually
- DOR uses the provided information to accurately calculate utility aid (*shown below*)

Utility Aid Calculation	
1. Net book value, <i>as of December 31, 2024 (including expected additions/retirements)</i>	\$0.00
2. Total net book value payment	\$0.00
3. Minimum payment	\$0.00
4. Megawatt capacity	0.0
5. Megawatt capacity payment	\$0.00
6. Closed/decommissioned production plant (phased down) payment	\$0.00
7. Subtotal (<i>sum of Lines 2, 3, 5 and 6</i>)	\$0.00
8. Population cap	\$899,300.00
9. Adjusted subtotal (<i>lesser of Line 7 or Line 8</i>)	\$0.00
10. Adjacent site incentive payment	\$0.00
11. Baseload incentive payment	\$0.00
12. Co-generation incentive payment	\$0.00
13. Alternative energy incentive payment	\$0.00
14. Total incentive payments (<i>sum of Lines 10 through 13</i>)	\$0.00
15. Spent nuclear fuel payment	\$0.00
16. Total Utility Aid – this is the utility aid payment listed on the front of the estimate (<i>sum of Lines 9, 14 and 15</i>)	\$0.00

Supplemental County and Municipal Aid

- Under state law, supplemental county and municipal aid paid to each county and municipality is determined by 2023 Wisconsin Act 12 (sec. 79.037, Wis. Stats.)
- For detailed information, review [county and municipal aid spreadsheet](#)

Supplemental County and Municipal Aid Calculation	
1. Prior year supplemental county and municipal aid	\$65,026.14
2. Increase due to sales tax revenue including adjustments (<i>district changes</i>)	\$1,495.60
3. Total Supplemental County and Municipal Aid (<i>sum of Lines 1 and 2</i>)	\$66,521.74

Expenditure Restraint Incentive Program

- Only municipalities are eligible to receive Expenditure Restraint Incentive Program (ERIP) payments
- Under state law, in 2025, each municipality will receive a payment that is equal to the amount of the payment received by the municipality in 2024 (sec. 79.05(4), Wis. Stats., from 2023 WI Act 12 – notwithstanding subs. (2) and (3))

Contact Information

If you have questions, contact us at lgs@wisconsin.gov, (608) 266-8618 or (608) 261-5167.



State of Wisconsin • DEPARTMENT OF REVENUE

DIVISION OF STATE AND LOCAL FINANCE • BUREAU OF LOCAL GOVERNMENT SERVICES • 2135 RIMROCK RD MADISON, WI 53713

Mailing Address:
PO Box 8971 #6-97
Madison WI 53708-8971
Fax: (608) 264-6887
lgs@wisconsin.gov

September 13, 2024

WILLIAM BRUENING
TOWN OF MOSINEE
149340 REMINGTON ROAD
MOSINEE WI 54455

Notice of Shared Revenue – 2025 Original Estimate

Notice Information

The Wisconsin Department of Revenue (DOR) is providing the **estimated** shared revenue amounts your local government will receive in 2025 under current state law for county and municipal aid, supplemental county and municipal aid, utility aid and the expenditure restraint incentive program. This does not include adjustments, shown on the July and November payment notices.

District	TOWN OF MOSINEE	County	MARATHON	Co-muni code	37-058
-----------------	-----------------	---------------	----------	---------------------	--------

Estimate Information

For an explanation of each aid payment listed below, review the additional information in this notice.

2025 Original Estimate	
1. County and municipal aid	\$45,159.19
2. Utility aid	\$0.00
3. Supplemental county and municipal aid	\$69,643.56
4. Expenditure restraint incentive program	\$0.00
5. Total Estimated 2025 Payments (sum of Lines 1-4)	\$114,802.75

Payment Information

Your local government will receive two distributions in 2025 :

- July 28, 2025: 15% of Line 1, 2, and 3 and 100% of Line 4 (*shown above*)
- November 17, 2025: balance of your 2025 aid payments

County and Municipal Aid

Under state law, the county and municipal aid paid to each county and municipality must be equal to the amount determined in 2012 (sec. 79.036, Wis. Stats.) and adjusted for fallen protective services insurance reimbursement (sec. 79.036(4), Wis. Stats.).

County and Municipal Aid Calculation	
1. Prior year county and municipal aid	\$44,147.07
2. Increase due to sales tax revenue, including adjustments (<i>district changes</i>)	\$1,015.38
3. Fallen protective services insurance adjustment	-\$3.26
4. Fallen protective services insurance reimbursement (<i>reported to DOR</i>)	\$0.00
5. Total County and Municipal Aid (sum of Lines 1-4)	\$45,159.19

Utility Aid

- Under state law, utility aid is distributed to each county and municipality where tax-exempt utility property is located (sec. 79.04, Wis. Stats.)
- Utility companies report utility property information to DOR annually
- DOR uses the provided information to accurately calculate utility aid (*shown below*)

Utility Aid Calculation	
1. Net book value, <i>as of December 31, 2024 (including expected additions/retirements)</i>	\$0.00
2. Total net book value payment	\$0.00
3. Minimum payment	\$0.00
4. Megawatt capacity	0.0
5. Megawatt capacity payment	\$0.00
6. Closed/decommissioned production plant (phased down) payment	\$0.00
7. Subtotal (<i>sum of Lines 2, 3, 5 and 6</i>)	\$0.00
8. Population cap	\$977,500.00
9. Adjusted subtotal (<i>lesser of Line 7 or Line 8</i>)	\$0.00
10. Adjacent site incentive payment	\$0.00
11. Baseload incentive payment	\$0.00
12. Co-generation incentive payment	\$0.00
13. Alternative energy incentive payment	\$0.00
14. Total incentive payments (<i>sum of Lines 10 through 13</i>)	\$0.00
15. Spent nuclear fuel payment	\$0.00
16. Total Utility Aid – this is the utility aid payment listed on the front of the estimate (<i>sum of Lines 9, 14 and 15</i>)	\$0.00

Supplemental County and Municipal Aid

- Under state law, supplemental county and municipal aid paid to each county and municipality is determined by 2023 Wisconsin Act 12 (sec. 79.037, Wis. Stats.)
- For detailed information, review [county and municipal aid spreadsheet](#)

Supplemental County and Municipal Aid Calculation	
1. Prior year supplemental county and municipal aid	\$68,077.77
2. Increase due to sales tax revenue including adjustments (<i>district changes</i>)	\$1,565.79
3. Total Supplemental County and Municipal Aid (<i>sum of Lines 1 and 2</i>)	\$69,643.56

Expenditure Restraint Incentive Program

- Only municipalities are eligible to receive Expenditure Restraint Incentive Program (ERIP) payments
- Under state law, in 2025, each municipality will receive a payment that is equal to the amount of the payment received by the municipality in 2024 (sec. 79.05(4), Wis. Stats., from 2023 WI Act 12 – notwithstanding subs. (2) and (3))

Contact Information

If you have questions, contact us at lgs@wisconsin.gov, (608) 266-8618 or (608) 261-5167.



State of Wisconsin • DEPARTMENT OF REVENUE

DIVISION OF STATE AND LOCAL FINANCE • BUREAU OF LOCAL GOVERNMENT SERVICES • 2135 RIMROCK RD MADISON, WI 53713

Mailing Address:
PO Box 8971 #6-97
Madison WI 53708-8971
Fax: (608) 264-6887
lgs@wisconsin.gov

September 13, 2024

CARLA KING
TOWN OF NORRIE
224971 COUNTY RD D
BIRNAMWOOD WI 54414

Notice of Shared Revenue – 2025 Original Estimate

Notice Information

The Wisconsin Department of Revenue (DOR) is providing the **estimated** shared revenue amounts your local government will receive in 2025 under current state law for county and municipal aid, supplemental county and municipal aid, utility aid and the expenditure restraint incentive program. This does not include adjustments, shown on the July and November payment notices.

District	TOWN OF NORRIE	County	MARATHON	Co-muni code	37-060
-----------------	----------------	---------------	----------	---------------------	--------

Estimate Information

For an explanation of each aid payment listed below, review the additional information in this notice.

2025 Original Estimate	
1. County and municipal aid	\$46,149.84
2. Utility aid	\$23.10
3. Supplemental county and municipal aid	\$48,188.14
4. Expenditure restraint incentive program	\$0.00
5. Total Estimated 2025 Payments (sum of Lines 1-4)	\$94,361.08

Payment Information

Your local government will receive two distributions in 2025 :

- July 28, 2025: 15% of Line 1, 2, and 3 and 100% of Line 4 (*shown above*)
- November 17, 2025: balance of your 2025 aid payments

County and Municipal Aid

Under state law, the county and municipal aid paid to each county and municipality must be equal to the amount determined in 2012 (sec. 79.036, Wis. Stats.) and adjusted for fallen protective services insurance reimbursement (sec. 79.036(4), Wis. Stats.).

County and Municipal Aid Calculation	
1. Prior year county and municipal aid	\$45,115.51
2. Increase due to sales tax revenue, including adjustments (<i>district changes</i>)	\$1,037.66
3. Fallen protective services insurance adjustment	-\$3.33
4. Fallen protective services insurance reimbursement (<i>reported to DOR</i>)	\$0.00
5. Total County and Municipal Aid (sum of Lines 1-4)	\$46,149.84

Utility Aid

- Under state law, utility aid is distributed to each county and municipality where tax-exempt utility property is located (sec. 79.04, Wis. Stats.)
- Utility companies report utility property information to DOR annually
- DOR uses the provided information to accurately calculate utility aid (*shown below*)

Utility Aid Calculation	
1. Net book value, <i>as of December 31, 2024 (including expected additions/retirements)</i>	\$7,701.00
2. Total net book value payment	\$23.10
3. Minimum payment	\$0.00
4. Megawatt capacity	0.0
5. Megawatt capacity payment	\$0.00
6. Closed/decommissioned production plant (phased down) payment	\$0.00
7. Subtotal (<i>sum of Lines 2, 3, 5 and 6</i>)	\$23.10
8. Population cap	\$427,975.00
9. Adjusted subtotal (<i>lesser of Line 7 or Line 8</i>)	\$23.10
10. Adjacent site incentive payment	\$0.00
11. Baseload incentive payment	\$0.00
12. Co-generation incentive payment	\$0.00
13. Alternative energy incentive payment	\$0.00
14. Total incentive payments (<i>sum of Lines 10 through 13</i>)	\$0.00
15. Spent nuclear fuel payment	\$0.00
16. Total Utility Aid – this is the utility aid payment listed on the front of the estimate (<i>sum of Lines 9, 14 and 15</i>)	\$23.10

Supplemental County and Municipal Aid

- Under state law, supplemental county and municipal aid paid to each county and municipality is determined by 2023 Wisconsin Act 12 (sec. 79.037, Wis. Stats.)
- For detailed information, review [county and municipal aid spreadsheet](#)

Supplemental County and Municipal Aid Calculation	
1. Prior year supplemental county and municipal aid	\$47,104.73
2. Increase due to sales tax revenue including adjustments (<i>district changes</i>)	\$1,083.41
3. Total Supplemental County and Municipal Aid (<i>sum of Lines 1 and 2</i>)	\$48,188.14

Expenditure Restraint Incentive Program

- Only municipalities are eligible to receive Expenditure Restraint Incentive Program (ERIP) payments
- Under state law, in 2025, each municipality will receive a payment that is equal to the amount of the payment received by the municipality in 2024 (sec. 79.05(4), Wis. Stats., from 2023 WI Act 12 – notwithstanding subs. (2) and (3))

Contact Information

If you have questions, contact us at lgs@wisconsin.gov, (608) 266-8618 or (608) 261-5167.



State of Wisconsin • DEPARTMENT OF REVENUE

DIVISION OF STATE AND LOCAL FINANCE • BUREAU OF LOCAL GOVERNMENT SERVICES • 2135 RIMROCK RD MADISON, WI 53713

Mailing Address:
PO Box 8971 #6-97
Madison WI 53708-8971
Fax: (608) 264-6887
lgs@wisconsin.gov

September 13, 2024

VALERIE PARKER
TOWN OF PLOVER
230801 COUNTY ROAD Y
BIRNAMWOOD WI 54414

Notice of Shared Revenue – 2025 Original Estimate

Notice Information

The Wisconsin Department of Revenue (DOR) is providing the **estimated** shared revenue amounts your local government will receive in 2025 under current state law for county and municipal aid, supplemental county and municipal aid, utility aid and the expenditure restraint incentive program. This does not include adjustments, shown on the July and November payment notices.

District	TOWN OF PLOVER	County	MARATHON	Co-muni code	37-062
-----------------	----------------	---------------	----------	---------------------	--------

Estimate Information

For an explanation of each aid payment listed below, review the additional information in this notice.

2025 Original Estimate	
1. County and municipal aid	\$31,582.14
2. Utility aid	\$0.00
3. Supplemental county and municipal aid	\$42,466.75
4. Expenditure restraint incentive program	\$0.00
5. Total Estimated 2025 Payments (sum of Lines 1-4)	\$74,048.89

Payment Information

Your local government will receive two distributions in 2025 :

- July 28, 2025: 15% of Line 1, 2, and 3 and 100% of Line 4 (*shown above*)
- November 17, 2025: balance of your 2025 aid payments

County and Municipal Aid

Under state law, the county and municipal aid paid to each county and municipality must be equal to the amount determined in 2012 (sec. 79.036, Wis. Stats.) and adjusted for fallen protective services insurance reimbursement (sec. 79.036(4), Wis. Stats.).

County and Municipal Aid Calculation	
1. Prior year county and municipal aid	\$30,874.31
2. Increase due to sales tax revenue, including adjustments (<i>district changes</i>)	\$710.11
3. Fallen protective services insurance adjustment	-\$2.28
4. Fallen protective services insurance reimbursement (<i>reported to DOR</i>)	\$0.00
5. Total County and Municipal Aid (sum of Lines 1-4)	\$31,582.14

Utility Aid

- Under state law, utility aid is distributed to each county and municipality where tax-exempt utility property is located (sec. 79.04, Wis. Stats.)
- Utility companies report utility property information to DOR annually
- DOR uses the provided information to accurately calculate utility aid (*shown below*)

Utility Aid Calculation	
1. Net book value, <i>as of December 31, 2024 (including expected additions/retirements)</i>	\$0.00
2. Total net book value payment	\$0.00
3. Minimum payment	\$0.00
4. Megawatt capacity	0.0
5. Megawatt capacity payment	\$0.00
6. Closed/decommissioned production plant (phased down) payment	\$0.00
7. Subtotal (<i>sum of Lines 2, 3, 5 and 6</i>)	\$0.00
8. Population cap	\$285,600.00
9. Adjusted subtotal (<i>lesser of Line 7 or Line 8</i>)	\$0.00
10. Adjacent site incentive payment	\$0.00
11. Baseload incentive payment	\$0.00
12. Co-generation incentive payment	\$0.00
13. Alternative energy incentive payment	\$0.00
14. Total incentive payments (<i>sum of Lines 10 through 13</i>)	\$0.00
15. Spent nuclear fuel payment	\$0.00
16. Total Utility Aid – this is the utility aid payment listed on the front of the estimate (<i>sum of Lines 9, 14 and 15</i>)	\$0.00

Supplemental County and Municipal Aid

- Under state law, supplemental county and municipal aid paid to each county and municipality is determined by 2023 Wisconsin Act 12 (sec. 79.037, Wis. Stats.)
- For detailed information, review [county and municipal aid spreadsheet](#)

Supplemental County and Municipal Aid Calculation	
1. Prior year supplemental county and municipal aid	\$41,511.97
2. Increase due to sales tax revenue including adjustments (<i>district changes</i>)	\$954.78
3. Total Supplemental County and Municipal Aid (<i>sum of Lines 1 and 2</i>)	\$42,466.75

Expenditure Restraint Incentive Program

- Only municipalities are eligible to receive Expenditure Restraint Incentive Program (ERIP) payments
- Under state law, in 2025, each municipality will receive a payment that is equal to the amount of the payment received by the municipality in 2024 (sec. 79.05(4), Wis. Stats., from 2023 WI Act 12 – notwithstanding subs. (2) and (3))

Contact Information

If you have questions, contact us at lgs@wisconsin.gov, (608) 266-8618 or (608) 261-5167.



State of Wisconsin • DEPARTMENT OF REVENUE

DIVISION OF STATE AND LOCAL FINANCE • BUREAU OF LOCAL GOVERNMENT SERVICES • 2135 RIMROCK RD MADISON, WI 53713

Mailing Address:
PO Box 8971 #6-97
Madison WI 53708-8971
Fax: (608) 264-6887
lgs@wisconsin.gov

September 13, 2024

KATHRYN MILANOWSKI
TOWN OF REID
175477 PLOVER RIVER ROAD
HATLEY WI 54440

Notice of Shared Revenue – 2025 Original Estimate

Notice Information

The Wisconsin Department of Revenue (DOR) is providing the **estimated** shared revenue amounts your local government will receive in 2025 under current state law for county and municipal aid, supplemental county and municipal aid, utility aid and the expenditure restraint incentive program. This does not include adjustments, shown on the July and November payment notices.

District	TOWN OF REID	County	MARATHON	Co-muni code	37-064
-----------------	--------------	---------------	----------	---------------------	--------

Estimate Information

For an explanation of each aid payment listed below, review the additional information in this notice.

2025 Original Estimate	
1. County and municipal aid	\$25,207.03
2. Utility aid	\$0.00
3. Supplemental county and municipal aid	\$51,108.06
4. Expenditure restraint incentive program	\$0.00
5. Total Estimated 2025 Payments (sum of Lines 1-4)	\$76,315.09

Payment Information

Your local government will receive two distributions in 2025 :

- July 28, 2025: 15% of Line 1, 2, and 3 and 100% of Line 4 (*shown above*)
- November 17, 2025: balance of your 2025 aid payments

County and Municipal Aid

Under state law, the county and municipal aid paid to each county and municipality must be equal to the amount determined in 2012 (sec. 79.036, Wis. Stats.) and adjusted for fallen protective services insurance reimbursement (sec. 79.036(4), Wis. Stats.).

County and Municipal Aid Calculation	
1. Prior year county and municipal aid	\$24,642.08
2. Increase due to sales tax revenue, including adjustments (<i>district changes</i>)	\$566.77
3. Fallen protective services insurance adjustment	-\$1.82
4. Fallen protective services insurance reimbursement (<i>reported to DOR</i>)	\$0.00
5. Total County and Municipal Aid (sum of Lines 1-4)	\$25,207.03

Utility Aid

- Under state law, utility aid is distributed to each county and municipality where tax-exempt utility property is located (sec. 79.04, Wis. Stats.)
- Utility companies report utility property information to DOR annually
- DOR uses the provided information to accurately calculate utility aid (*shown below*)

Utility Aid Calculation	
1. Net book value, <i>as of December 31, 2024 (including expected additions/retirements)</i>	\$0.00
2. Total net book value payment	\$0.00
3. Minimum payment	\$0.00
4. Megawatt capacity	0.0
5. Megawatt capacity payment	\$0.00
6. Closed/decommissioned production plant (phased down) payment	\$0.00
7. Subtotal (<i>sum of Lines 2, 3, 5 and 6</i>)	\$0.00
8. Population cap	\$504,050.00
9. Adjusted subtotal (<i>lesser of Line 7 or Line 8</i>)	\$0.00
10. Adjacent site incentive payment	\$0.00
11. Baseload incentive payment	\$0.00
12. Co-generation incentive payment	\$0.00
13. Alternative energy incentive payment	\$0.00
14. Total incentive payments (<i>sum of Lines 10 through 13</i>)	\$0.00
15. Spent nuclear fuel payment	\$0.00
16. Total Utility Aid – this is the utility aid payment listed on the front of the estimate (<i>sum of Lines 9, 14 and 15</i>)	\$0.00

Supplemental County and Municipal Aid

- Under state law, supplemental county and municipal aid paid to each county and municipality is determined by 2023 Wisconsin Act 12 (sec. 79.037, Wis. Stats.)
- For detailed information, review [county and municipal aid spreadsheet](#)

Supplemental County and Municipal Aid Calculation	
1. Prior year supplemental county and municipal aid	\$49,959.00
2. Increase due to sales tax revenue including adjustments (<i>district changes</i>)	\$1,149.06
3. Total Supplemental County and Municipal Aid (<i>sum of Lines 1 and 2</i>)	\$51,108.06

Expenditure Restraint Incentive Program

- Only municipalities are eligible to receive Expenditure Restraint Incentive Program (ERIP) payments
- Under state law, in 2025, each municipality will receive a payment that is equal to the amount of the payment received by the municipality in 2024 (sec. 79.05(4), Wis. Stats., from 2023 WI Act 12 – notwithstanding subs. (2) and (3))

Contact Information

If you have questions, contact us at lgs@wisconsin.gov, (608) 266-8618 or (608) 261-5167.



State of Wisconsin • DEPARTMENT OF REVENUE

DIVISION OF STATE AND LOCAL FINANCE • BUREAU OF LOCAL GOVERNMENT SERVICES • 2135 RIMROCK RD MADISON, WI 53713

Mailing Address:
PO Box 8971 #6-97
Madison WI 53708-8971
Fax: (608) 264-6887
lgs@wisconsin.gov

September 13, 2024

ALYSIA SELIGER
TOWN OF RIB FALLS
233001 PHEASANT FALLS RD
EDGAR WI 54426

Notice of Shared Revenue – 2025 Original Estimate

Notice Information

The Wisconsin Department of Revenue (DOR) is providing the **estimated** shared revenue amounts your local government will receive in 2025 under current state law for county and municipal aid, supplemental county and municipal aid, utility aid and the expenditure restraint incentive program. This does not include adjustments, shown on the July and November payment notices.

District	TOWN OF RIB FALLS	County	MARATHON	Co-muni code	37-066
-----------------	-------------------	---------------	----------	---------------------	--------

Estimate Information

For an explanation of each aid payment listed below, review the additional information in this notice.

2025 Original Estimate	
1. County and municipal aid	\$32,991.63
2. Utility aid	\$0.00
3. Supplemental county and municipal aid	\$46,934.10
4. Expenditure restraint incentive program	\$0.00
5. Total Estimated 2025 Payments (sum of Lines 1-4)	\$79,925.73

Payment Information

Your local government will receive two distributions in 2025 :

- July 28, 2025: 15% of Line 1, 2, and 3 and 100% of Line 4 (*shown above*)
- November 17, 2025: balance of your 2025 aid payments

County and Municipal Aid

Under state law, the county and municipal aid paid to each county and municipality must be equal to the amount determined in 2012 (sec. 79.036, Wis. Stats.) and adjusted for fallen protective services insurance reimbursement (sec. 79.036(4), Wis. Stats.).

County and Municipal Aid Calculation	
1. Prior year county and municipal aid	\$32,252.21
2. Increase due to sales tax revenue, including adjustments (<i>district changes</i>)	\$741.80
3. Fallen protective services insurance adjustment	-\$2.38
4. Fallen protective services insurance reimbursement (<i>reported to DOR</i>)	\$0.00
5. Total County and Municipal Aid (sum of Lines 1-4)	\$32,991.63

Utility Aid

- Under state law, utility aid is distributed to each county and municipality where tax-exempt utility property is located (sec. 79.04, Wis. Stats.)
- Utility companies report utility property information to DOR annually
- DOR uses the provided information to accurately calculate utility aid (*shown below*)

Utility Aid Calculation	
1. Net book value, <i>as of December 31, 2024 (including expected additions/retirements)</i>	\$0.00
2. Total net book value payment	\$0.00
3. Minimum payment	\$0.00
4. Megawatt capacity	0.0
5. Megawatt capacity payment	\$0.00
6. Closed/decommissioned production plant (phased down) payment	\$0.00
7. Subtotal (<i>sum of Lines 2, 3, 5 and 6</i>)	\$0.00
8. Population cap	\$399,925.00
9. Adjusted subtotal (<i>lesser of Line 7 or Line 8</i>)	\$0.00
10. Adjacent site incentive payment	\$0.00
11. Baseload incentive payment	\$0.00
12. Co-generation incentive payment	\$0.00
13. Alternative energy incentive payment	\$0.00
14. Total incentive payments (<i>sum of Lines 10 through 13</i>)	\$0.00
15. Spent nuclear fuel payment	\$0.00
16. Total Utility Aid – this is the utility aid payment listed on the front of the estimate (<i>sum of Lines 9, 14 and 15</i>)	\$0.00

Supplemental County and Municipal Aid

- Under state law, supplemental county and municipal aid paid to each county and municipality is determined by 2023 Wisconsin Act 12 (sec. 79.037, Wis. Stats.)
- For detailed information, review [county and municipal aid spreadsheet](#)

Supplemental County and Municipal Aid Calculation	
1. Prior year supplemental county and municipal aid	\$45,878.89
2. Increase due to sales tax revenue including adjustments (<i>district changes</i>)	\$1,055.21
3. Total Supplemental County and Municipal Aid (<i>sum of Lines 1 and 2</i>)	\$46,934.10

Expenditure Restraint Incentive Program

- Only municipalities are eligible to receive Expenditure Restraint Incentive Program (ERIP) payments
- Under state law, in 2025, each municipality will receive a payment that is equal to the amount of the payment received by the municipality in 2024 (sec. 79.05(4), Wis. Stats., from 2023 WI Act 12 – notwithstanding subs. (2) and (3))

Contact Information

If you have questions, contact us at lgs@wisconsin.gov, (608) 266-8618 or (608) 261-5167.



State of Wisconsin • DEPARTMENT OF REVENUE

DIVISION OF STATE AND LOCAL FINANCE • BUREAU OF LOCAL GOVERNMENT SERVICES • 2135 RIMROCK RD MADISON, WI 53713

Mailing Address:
PO Box 8971 #6-97
Madison WI 53708-8971
Fax: (608) 264-6887
lgs@wisconsin.gov

September 13, 2024

JODY DAVIS
TOWN OF RIETBROCK
232681 MERIDIAN RD
ATHENS WI 54411

Notice of Shared Revenue – 2025 Original Estimate

Notice Information

The Wisconsin Department of Revenue (DOR) is providing the **estimated** shared revenue amounts your local government will receive in 2025 under current state law for county and municipal aid, supplemental county and municipal aid, utility aid and the expenditure restraint incentive program. This does not include adjustments, shown on the July and November payment notices.

District	TOWN OF RIETBROCK	County	MARATHON	Co-muni code	37-070
-----------------	-------------------	---------------	----------	---------------------	--------

Estimate Information

For an explanation of each aid payment listed below, review the additional information in this notice.

2025 Original Estimate	
1. County and municipal aid	\$75,102.39
2. Utility aid	\$0.00
3. Supplemental county and municipal aid	\$45,748.68
4. Expenditure restraint incentive program	\$0.00
5. Total Estimated 2025 Payments (sum of Lines 1-4)	\$120,851.07

Payment Information

Your local government will receive two distributions in 2025 :

- July 28, 2025: 15% of Line 1, 2, and 3 and 100% of Line 4 (*shown above*)
- November 17, 2025: balance of your 2025 aid payments

County and Municipal Aid

Under state law, the county and municipal aid paid to each county and municipality must be equal to the amount determined in 2012 (sec. 79.036, Wis. Stats.) and adjusted for fallen protective services insurance reimbursement (sec. 79.036(4), Wis. Stats.).

County and Municipal Aid Calculation	
1. Prior year county and municipal aid	\$73,419.18
2. Increase due to sales tax revenue, including adjustments (<i>district changes</i>)	\$1,688.64
3. Fallen protective services insurance adjustment	-\$5.43
4. Fallen protective services insurance reimbursement (<i>reported to DOR</i>)	\$0.00
5. Total County and Municipal Aid (sum of Lines 1-4)	\$75,102.39

Utility Aid

- Under state law, utility aid is distributed to each county and municipality where tax-exempt utility property is located (sec. 79.04, Wis. Stats.)
- Utility companies report utility property information to DOR annually
- DOR uses the provided information to accurately calculate utility aid (*shown below*)

Utility Aid Calculation	
1. Net book value, as of December 31, 2024 (including expected additions/retirements)	\$0.00
2. Total net book value payment	\$0.00
3. Minimum payment	\$0.00
4. Megawatt capacity	0.0
5. Megawatt capacity payment	\$0.00
6. Closed/decommissioned production plant (phased down) payment	\$0.00
7. Subtotal (sum of Lines 2, 3, 5 and 6)	\$0.00
8. Population cap	\$368,050.00
9. Adjusted subtotal (lesser of Line 7 or Line 8)	\$0.00
10. Adjacent site incentive payment	\$0.00
11. Baseload incentive payment	\$0.00
12. Co-generation incentive payment	\$0.00
13. Alternative energy incentive payment	\$0.00
14. Total incentive payments (sum of Lines 10 through 13)	\$0.00
15. Spent nuclear fuel payment	\$0.00
16. Total Utility Aid – this is the utility aid payment listed on the front of the estimate (sum of Lines 9, 14 and 15)	\$0.00

Supplemental County and Municipal Aid

- Under state law, supplemental county and municipal aid paid to each county and municipality is determined by 2023 Wisconsin Act 12 (sec. 79.037, Wis. Stats.)
- For detailed information, review [county and municipal aid spreadsheet](#)

Supplemental County and Municipal Aid Calculation	
1. Prior year supplemental county and municipal aid	\$44,720.12
2. Increase due to sales tax revenue including adjustments (district changes)	\$1,028.56
3. Total Supplemental County and Municipal Aid (sum of Lines 1 and 2)	\$45,748.68

Expenditure Restraint Incentive Program

- Only municipalities are eligible to receive Expenditure Restraint Incentive Program (ERIP) payments
- Under state law, in 2025, each municipality will receive a payment that is equal to the amount of the payment received by the municipality in 2024 (sec. 79.05(4), Wis. Stats., from 2023 WI Act 12 – notwithstanding subs. (2) and (3))

Contact Information

If you have questions, contact us at lgs@wisconsin.gov, (608) 266-8618 or (608) 261-5167.



State of Wisconsin • DEPARTMENT OF REVENUE

DIVISION OF STATE AND LOCAL FINANCE • BUREAU OF LOCAL GOVERNMENT SERVICES • 2135 RIMROCK RD MADISON, WI 53713

Mailing Address:
PO Box 8971 #6-97
Madison WI 53708-8971
Fax: (608) 264-6887
lgs@wisconsin.gov

September 13, 2024

PAULA ZYNDA
TOWN OF RINGLE
223207 ABT ROAD
RINGLE WI 54471-9537

Notice of Shared Revenue – 2025 Original Estimate

Notice Information

The Wisconsin Department of Revenue (DOR) is providing the **estimated** shared revenue amounts your local government will receive in 2025 under current state law for county and municipal aid, supplemental county and municipal aid, utility aid and the expenditure restraint incentive program. This does not include adjustments, shown on the July and November payment notices.

District	TOWN OF RINGLE	County	MARATHON	Co-muni code	37-072
-----------------	----------------	---------------	----------	---------------------	--------

Estimate Information

For an explanation of each aid payment listed below, review the additional information in this notice.

2025 Original Estimate	
1. County and municipal aid	\$36,903.07
2. Utility aid	\$44.22
3. Supplemental county and municipal aid	\$60,859.49
4. Expenditure restraint incentive program	\$0.00
5. Total Estimated 2025 Payments (sum of Lines 1-4)	\$97,806.78

Payment Information

Your local government will receive two distributions in 2025 :

- July 28, 2025: 15% of Line 1, 2, and 3 and 100% of Line 4 (*shown above*)
- November 17, 2025: balance of your 2025 aid payments

County and Municipal Aid

Under state law, the county and municipal aid paid to each county and municipality must be equal to the amount determined in 2012 (sec. 79.036, Wis. Stats.) and adjusted for fallen protective services insurance reimbursement (sec. 79.036(4), Wis. Stats.).

County and Municipal Aid Calculation	
1. Prior year county and municipal aid	\$36,075.99
2. Increase due to sales tax revenue, including adjustments (<i>district changes</i>)	\$829.75
3. Fallen protective services insurance adjustment	-\$2.67
4. Fallen protective services insurance reimbursement (<i>reported to DOR</i>)	\$0.00
5. Total County and Municipal Aid (sum of Lines 1-4)	\$36,903.07

Utility Aid

- Under state law, utility aid is distributed to each county and municipality where tax-exempt utility property is located (sec. 79.04, Wis. Stats.)
- Utility companies report utility property information to DOR annually
- DOR uses the provided information to accurately calculate utility aid (*shown below*)

Utility Aid Calculation	
1. Net book value, as of December 31, 2024 (including expected additions/retirements)	\$14,741.00
2. Total net book value payment	\$44.22
3. Minimum payment	\$0.00
4. Megawatt capacity	0.0
5. Megawatt capacity payment	\$0.00
6. Closed/decommissioned production plant (phased down) payment	\$0.00
7. Subtotal (sum of Lines 2, 3, 5 and 6)	\$44.22
8. Population cap	\$749,275.00
9. Adjusted subtotal (lesser of Line 7 or Line 8)	\$44.22
10. Adjacent site incentive payment	\$0.00
11. Baseload incentive payment	\$0.00
12. Co-generation incentive payment	\$0.00
13. Alternative energy incentive payment	\$0.00
14. Total incentive payments (sum of Lines 10 through 13)	\$0.00
15. Spent nuclear fuel payment	\$0.00
16. Total Utility Aid – this is the utility aid payment listed on the front of the estimate (sum of Lines 9, 14 and 15)	\$44.22

Supplemental County and Municipal Aid

- Under state law, supplemental county and municipal aid paid to each county and municipality is determined by 2023 Wisconsin Act 12 (sec. 79.037, Wis. Stats.)
- For detailed information, review [county and municipal aid spreadsheet](#)

Supplemental County and Municipal Aid Calculation	
1. Prior year supplemental county and municipal aid	\$59,491.19
2. Increase due to sales tax revenue including adjustments (<i>district changes</i>)	\$1,368.30
3. Total Supplemental County and Municipal Aid (sum of Lines 1 and 2)	\$60,859.49

Expenditure Restraint Incentive Program

- Only municipalities are eligible to receive Expenditure Restraint Incentive Program (ERIP) payments
- Under state law, in 2025, each municipality will receive a payment that is equal to the amount of the payment received by the municipality in 2024 (sec. 79.05(4), Wis. Stats., from 2023 WI Act 12 – notwithstanding subs. (2) and (3))

Contact Information

If you have questions, contact us at lgs@wisconsin.gov, (608) 266-8618 or (608) 261-5167.



State of Wisconsin • DEPARTMENT OF REVENUE

DIVISION OF STATE AND LOCAL FINANCE • BUREAU OF LOCAL GOVERNMENT SERVICES • 2135 RIMROCK RD MADISON, WI 53713

Mailing Address:
PO Box 8971 #6-97
Madison WI 53708-8971
Fax: (608) 264-6887
lgs@wisconsin.gov

September 13, 2024

DENNIS GONNERING
TOWN OF SPENCER
105205 KARAU AVE.
MARSHFIELD WI 54449

Notice of Shared Revenue – 2025 Original Estimate

Notice Information

The Wisconsin Department of Revenue (DOR) is providing the **estimated** shared revenue amounts your local government will receive in 2025 under current state law for county and municipal aid, supplemental county and municipal aid, utility aid and the expenditure restraint incentive program. This does not include adjustments, shown on the July and November payment notices.

District	TOWN OF SPENCER	County	MARATHON	Co-muni code	37-074
-----------------	-----------------	---------------	----------	---------------------	--------

Estimate Information

For an explanation of each aid payment listed below, review the additional information in this notice.

2025 Original Estimate	
1. County and municipal aid	\$41,255.15
2. Utility aid	\$3,400.75
3. Supplemental county and municipal aid	\$58,061.81
4. Expenditure restraint incentive program	\$0.00
5. Total Estimated 2025 Payments (sum of Lines 1-4)	\$102,717.71

Payment Information

Your local government will receive two distributions in 2025 :

- July 28, 2025: 15% of Line 1, 2, and 3 and 100% of Line 4 (*shown above*)
- November 17, 2025: balance of your 2025 aid payments

County and Municipal Aid

Under state law, the county and municipal aid paid to each county and municipality must be equal to the amount determined in 2012 (sec. 79.036, Wis. Stats.) and adjusted for fallen protective services insurance reimbursement (sec. 79.036(4), Wis. Stats.).

County and Municipal Aid Calculation	
1. Prior year county and municipal aid	\$40,330.53
2. Increase due to sales tax revenue, including adjustments (<i>district changes</i>)	\$927.60
3. Fallen protective services insurance adjustment	-\$2.98
4. Fallen protective services insurance reimbursement (<i>reported to DOR</i>)	\$0.00
5. Total County and Municipal Aid (sum of Lines 1-4)	\$41,255.15

Utility Aid

- Under state law, utility aid is distributed to each county and municipality where tax-exempt utility property is located (sec. 79.04, Wis. Stats.)
- Utility companies report utility property information to DOR annually
- DOR uses the provided information to accurately calculate utility aid (*shown below*)

Utility Aid Calculation	
1. Net book value, as of December 31, 2024 (including expected additions/retirements)	\$1,133,582.00
2. Total net book value payment	\$3,400.75
3. Minimum payment	\$0.00
4. Megawatt capacity	0.0
5. Megawatt capacity payment	\$0.00
6. Closed/decommissioned production plant (phased down) payment	\$0.00
7. Subtotal (sum of Lines 2, 3, 5 and 6)	\$3,400.75
8. Population cap	\$687,650.00
9. Adjusted subtotal (lesser of Line 7 or Line 8)	\$3,400.75
10. Adjacent site incentive payment	\$0.00
11. Baseload incentive payment	\$0.00
12. Co-generation incentive payment	\$0.00
13. Alternative energy incentive payment	\$0.00
14. Total incentive payments (sum of Lines 10 through 13)	\$0.00
15. Spent nuclear fuel payment	\$0.00
16. Total Utility Aid – this is the utility aid payment listed on the front of the estimate (sum of Lines 9, 14 and 15)	\$3,400.75

Supplemental County and Municipal Aid

- Under state law, supplemental county and municipal aid paid to each county and municipality is determined by 2023 Wisconsin Act 12 (sec. 79.037, Wis. Stats.)
- For detailed information, review [county and municipal aid spreadsheet](#)

Supplemental County and Municipal Aid Calculation	
1. Prior year supplemental county and municipal aid	\$56,756.41
2. Increase due to sales tax revenue including adjustments (district changes)	\$1,305.40
3. Total Supplemental County and Municipal Aid (sum of Lines 1 and 2)	\$58,061.81

Expenditure Restraint Incentive Program

- Only municipalities are eligible to receive Expenditure Restraint Incentive Program (ERIP) payments
- Under state law, in 2025, each municipality will receive a payment that is equal to the amount of the payment received by the municipality in 2024 (sec. 79.05(4), Wis. Stats., from 2023 WI Act 12 – notwithstanding subs. (2) and (3))

Contact Information

If you have questions, contact us at lgs@wisconsin.gov, (608) 266-8618 or (608) 261-5167.



State of Wisconsin • DEPARTMENT OF REVENUE

DIVISION OF STATE AND LOCAL FINANCE • BUREAU OF LOCAL GOVERNMENT SERVICES • 2135 RIMROCK RD MADISON, WI 53713

Mailing Address:
PO Box 8971 #6-97
Madison WI 53708-8971
Fax: (608) 264-6887
lgs@wisconsin.gov

September 13, 2024

MARLO TURNER
TOWN OF STETTIN
141678 STETTIN DRIVE
WAUSAU WI 54401

Notice of Shared Revenue – 2025 Original Estimate

Notice Information

The Wisconsin Department of Revenue (DOR) is providing the **estimated** shared revenue amounts your local government will receive in 2025 under current state law for county and municipal aid, supplemental county and municipal aid, utility aid and the expenditure restraint incentive program. This does not include adjustments, shown on the July and November payment notices.

District	TOWN OF STETTIN	County	MARATHON	Co-muni code	37-076
-----------------	-----------------	---------------	----------	---------------------	--------

Estimate Information

For an explanation of each aid payment listed below, review the additional information in this notice.

2025 Original Estimate	
1. County and municipal aid	\$34,210.14
2. Utility aid	\$17,869.57
3. Supplemental county and municipal aid	\$75,250.74
4. Expenditure restraint incentive program	\$0.00
5. Total Estimated 2025 Payments (sum of Lines 1-4)	\$127,330.45

Payment Information

Your local government will receive two distributions in 2025 :

- July 28, 2025: 15% of Line 1, 2, and 3 and 100% of Line 4 (*shown above*)
- November 17, 2025: balance of your 2025 aid payments

County and Municipal Aid

Under state law, the county and municipal aid paid to each county and municipality must be equal to the amount determined in 2012 (sec. 79.036, Wis. Stats.) and adjusted for fallen protective services insurance reimbursement (sec. 79.036(4), Wis. Stats.).

County and Municipal Aid Calculation	
1. Prior year county and municipal aid	\$33,443.41
2. Increase due to sales tax revenue, including adjustments (<i>district changes</i>)	\$769.20
3. Fallen protective services insurance adjustment	-\$2.47
4. Fallen protective services insurance reimbursement (<i>reported to DOR</i>)	\$0.00
5. Total County and Municipal Aid (sum of Lines 1-4)	\$34,210.14

Utility Aid

- Under state law, utility aid is distributed to each county and municipality where tax-exempt utility property is located (sec. 79.04, Wis. Stats.)
- Utility companies report utility property information to DOR annually
- DOR uses the provided information to accurately calculate utility aid (*shown below*)

Utility Aid Calculation	
1. Net book value, <i>as of December 31, 2024 (including expected additions/retirements)</i>	\$5,956,524.00
2. Total net book value payment	\$17,869.57
3. Minimum payment	\$0.00
4. Megawatt capacity	0.0
5. Megawatt capacity payment	\$0.00
6. Closed/decommissioned production plant (phased down) payment	\$0.00
7. Subtotal (<i>sum of Lines 2, 3, 5 and 6</i>)	\$17,869.57
8. Population cap	\$1,106,700.00
9. Adjusted subtotal (<i>lesser of Line 7 or Line 8</i>)	\$17,869.57
10. Adjacent site incentive payment	\$0.00
11. Baseload incentive payment	\$0.00
12. Co-generation incentive payment	\$0.00
13. Alternative energy incentive payment	\$0.00
14. Total incentive payments (<i>sum of Lines 10 through 13</i>)	\$0.00
15. Spent nuclear fuel payment	\$0.00
16. Total Utility Aid – this is the utility aid payment listed on the front of the estimate (<i>sum of Lines 9, 14 and 15</i>)	\$17,869.57

Supplemental County and Municipal Aid

- Under state law, supplemental county and municipal aid paid to each county and municipality is determined by 2023 Wisconsin Act 12 (sec. 79.037, Wis. Stats.)
- For detailed information, review [county and municipal aid spreadsheet](#)

Supplemental County and Municipal Aid Calculation	
1. Prior year supplemental county and municipal aid	\$73,558.89
2. Increase due to sales tax revenue including adjustments (<i>district changes</i>)	\$1,691.85
3. Total Supplemental County and Municipal Aid (<i>sum of Lines 1 and 2</i>)	\$75,250.74

Expenditure Restraint Incentive Program

- Only municipalities are eligible to receive Expenditure Restraint Incentive Program (ERIP) payments
- Under state law, in 2025, each municipality will receive a payment that is equal to the amount of the payment received by the municipality in 2024 (sec. 79.05(4), Wis. Stats., from 2023 WI Act 12 – notwithstanding subs. (2) and (3))

Contact Information

If you have questions, contact us at lgs@wisconsin.gov, (608) 266-8618 or (608) 261-5167.



State of Wisconsin • DEPARTMENT OF REVENUE

DIVISION OF STATE AND LOCAL FINANCE • BUREAU OF LOCAL GOVERNMENT SERVICES • 2135 RIMROCK RD MADISON, WI 53713

Mailing Address:
PO Box 8971 #6-97
Madison WI 53708-8971
Fax: (608) 264-6887
lgs@wisconsin.gov

September 13, 2024

LORRAINE BEYERSDORFF
TOWN OF TEXAS
242137 BUFFALO RIDGE RD
WAUSAU WI 54403

Notice of Shared Revenue – 2025 Original Estimate

Notice Information

The Wisconsin Department of Revenue (DOR) is providing the **estimated** shared revenue amounts your local government will receive in 2025 under current state law for county and municipal aid, supplemental county and municipal aid, utility aid and the expenditure restraint incentive program. This does not include adjustments, shown on the July and November payment notices.

District	TOWN OF TEXAS	County	MARATHON	Co-muni code	37-078
-----------------	---------------	---------------	----------	---------------------	--------

Estimate Information

For an explanation of each aid payment listed below, review the additional information in this notice.

2025 Original Estimate	
1. County and municipal aid	\$67,117.07
2. Utility aid	\$1,885.40
3. Supplemental county and municipal aid	\$58,611.10
4. Expenditure restraint incentive program	\$0.00
5. Total Estimated 2025 Payments (sum of Lines 1-4)	\$127,613.57

Payment Information

Your local government will receive two distributions in 2025 :

- July 28, 2025: 15% of Line 1, 2, and 3 and 100% of Line 4 (*shown above*)
- November 17, 2025: balance of your 2025 aid payments

County and Municipal Aid

Under state law, the county and municipal aid paid to each county and municipality must be equal to the amount determined in 2012 (sec. 79.036, Wis. Stats.) and adjusted for fallen protective services insurance reimbursement (sec. 79.036(4), Wis. Stats.).

County and Municipal Aid Calculation	
1. Prior year county and municipal aid	\$65,612.83
2. Increase due to sales tax revenue, including adjustments (<i>district changes</i>)	\$1,509.09
3. Fallen protective services insurance adjustment	-\$4.85
4. Fallen protective services insurance reimbursement (<i>reported to DOR</i>)	\$0.00
5. Total County and Municipal Aid (sum of Lines 1-4)	\$67,117.07

Utility Aid

- Under state law, utility aid is distributed to each county and municipality where tax-exempt utility property is located (sec. 79.04, Wis. Stats.)
- Utility companies report utility property information to DOR annually
- DOR uses the provided information to accurately calculate utility aid (*shown below*)

Utility Aid Calculation	
1. Net book value, <i>as of December 31, 2024 (including expected additions/retirements)</i>	\$628,468.00
2. Total net book value payment	\$1,885.40
3. Minimum payment	\$0.00
4. Megawatt capacity	0.0
5. Megawatt capacity payment	\$0.00
6. Closed/decommissioned production plant (phased down) payment	\$0.00
7. Subtotal (<i>sum of Lines 2, 3, 5 and 6</i>)	\$1,885.40
8. Population cap	\$689,775.00
9. Adjusted subtotal (<i>lesser of Line 7 or Line 8</i>)	\$1,885.40
10. Adjacent site incentive payment	\$0.00
11. Baseload incentive payment	\$0.00
12. Co-generation incentive payment	\$0.00
13. Alternative energy incentive payment	\$0.00
14. Total incentive payments (<i>sum of Lines 10 through 13</i>)	\$0.00
15. Spent nuclear fuel payment	\$0.00
16. Total Utility Aid – this is the utility aid payment listed on the front of the estimate (<i>sum of Lines 9, 14 and 15</i>)	\$1,885.40

Supplemental County and Municipal Aid

- Under state law, supplemental county and municipal aid paid to each county and municipality is determined by 2023 Wisconsin Act 12 (sec. 79.037, Wis. Stats.)
- For detailed information, review [county and municipal aid spreadsheet](#)

Supplemental County and Municipal Aid Calculation	
1. Prior year supplemental county and municipal aid	\$57,293.35
2. Increase due to sales tax revenue including adjustments (<i>district changes</i>)	\$1,317.75
3. Total Supplemental County and Municipal Aid (<i>sum of Lines 1 and 2</i>)	\$58,611.10

Expenditure Restraint Incentive Program

- Only municipalities are eligible to receive Expenditure Restraint Incentive Program (ERIP) payments
- Under state law, in 2025, each municipality will receive a payment that is equal to the amount of the payment received by the municipality in 2024 (sec. 79.05(4), Wis. Stats., from 2023 WI Act 12 – notwithstanding subs. (2) and (3))

Contact Information

If you have questions, contact us at lgs@wisconsin.gov, (608) 266-8618 or (608) 261-5167.



State of Wisconsin • DEPARTMENT OF REVENUE

DIVISION OF STATE AND LOCAL FINANCE • BUREAU OF LOCAL GOVERNMENT SERVICES • 2135 RIMROCK RD MADISON, WI 53713

Mailing Address:
PO Box 8971 #6-97
Madison WI 53708-8971
Fax: (608) 264-6887
lgs@wisconsin.gov

September 13, 2024

CYNTHIA WORDEN
TOWN OF WAUSAU
236235 FOREST LAWN RD
WAUSAU WI 54403-6337

Notice of Shared Revenue – 2025 Original Estimate

Notice Information

The Wisconsin Department of Revenue (DOR) is providing the **estimated** shared revenue amounts your local government will receive in 2025 under current state law for county and municipal aid, supplemental county and municipal aid, utility aid and the expenditure restraint incentive program. This does not include adjustments, shown on the July and November payment notices.

District	TOWN OF WAUSAU	County	MARATHON	Co-muni code	37-080
-----------------	----------------	---------------	----------	---------------------	--------

Estimate Information

For an explanation of each aid payment listed below, review the additional information in this notice.

2025 Original Estimate	
1. County and municipal aid	\$55,714.81
2. Utility aid	\$1,192.97
3. Supplemental county and municipal aid	\$68,254.26
4. Expenditure restraint incentive program	\$0.00
5. Total Estimated 2025 Payments (sum of Lines 1-4)	\$125,162.04

Payment Information

Your local government will receive two distributions in 2025 :

- July 28, 2025: 15% of Line 1, 2, and 3 and 100% of Line 4 (*shown above*)
- November 17, 2025: balance of your 2025 aid payments

County and Municipal Aid

Under state law, the county and municipal aid paid to each county and municipality must be equal to the amount determined in 2012 (sec. 79.036, Wis. Stats.) and adjusted for fallen protective services insurance reimbursement (sec. 79.036(4), Wis. Stats.).

County and Municipal Aid Calculation	
1. Prior year county and municipal aid	\$54,466.12
2. Increase due to sales tax revenue, including adjustments (<i>district changes</i>)	\$1,252.72
3. Fallen protective services insurance adjustment	-\$4.03
4. Fallen protective services insurance reimbursement (<i>reported to DOR</i>)	\$0.00
5. Total County and Municipal Aid (sum of Lines 1-4)	\$55,714.81

Utility Aid

- Under state law, utility aid is distributed to each county and municipality where tax-exempt utility property is located (sec. 79.04, Wis. Stats.)
- Utility companies report utility property information to DOR annually
- DOR uses the provided information to accurately calculate utility aid (*shown below*)

Utility Aid Calculation	
1. Net book value, <i>as of December 31, 2024 (including expected additions/retirements)</i>	\$397,656.00
2. Total net book value payment	\$1,192.97
3. Minimum payment	\$0.00
4. Megawatt capacity	0.0
5. Megawatt capacity payment	\$0.00
6. Closed/decommissioned production plant (phased down) payment	\$0.00
7. Subtotal (<i>sum of Lines 2, 3, 5 and 6</i>)	\$1,192.97
8. Population cap	\$936,275.00
9. Adjusted subtotal (<i>lesser of Line 7 or Line 8</i>)	\$1,192.97
10. Adjacent site incentive payment	\$0.00
11. Baseload incentive payment	\$0.00
12. Co-generation incentive payment	\$0.00
13. Alternative energy incentive payment	\$0.00
14. Total incentive payments (<i>sum of Lines 10 through 13</i>)	\$0.00
15. Spent nuclear fuel payment	\$0.00
16. Total Utility Aid – this is the utility aid payment listed on the front of the estimate (<i>sum of Lines 9, 14 and 15</i>)	\$1,192.97

Supplemental County and Municipal Aid

- Under state law, supplemental county and municipal aid paid to each county and municipality is determined by 2023 Wisconsin Act 12 (sec. 79.037, Wis. Stats.)
- For detailed information, review [county and municipal aid spreadsheet](#)

Supplemental County and Municipal Aid Calculation	
1. Prior year supplemental county and municipal aid	\$66,719.71
2. Increase due to sales tax revenue including adjustments (<i>district changes</i>)	\$1,534.55
3. Total Supplemental County and Municipal Aid (<i>sum of Lines 1 and 2</i>)	\$68,254.26

Expenditure Restraint Incentive Program

- Only municipalities are eligible to receive Expenditure Restraint Incentive Program (ERIP) payments
- Under state law, in 2025, each municipality will receive a payment that is equal to the amount of the payment received by the municipality in 2024 (sec. 79.05(4), Wis. Stats., from 2023 WI Act 12 – notwithstanding subs. (2) and (3))

Contact Information

If you have questions, contact us at lgs@wisconsin.gov, (608) 266-8618 or (608) 261-5167.



State of Wisconsin • DEPARTMENT OF REVENUE

DIVISION OF STATE AND LOCAL FINANCE • BUREAU OF LOCAL GOVERNMENT SERVICES • 2135 RIMROCK RD MADISON, WI 53713

Mailing Address:
PO Box 8971 #6-97
Madison WI 53708-8971
Fax: (608) 264-6887
lgs@wisconsin.gov

September 13, 2024

ROBIN HUEMPFNER
TOWN OF WESTON
5209 MESKER ST
WESTON WI 54476-3020

Notice of Shared Revenue – 2025 Original Estimate

Notice Information

The Wisconsin Department of Revenue (DOR) is providing the **estimated** shared revenue amounts your local government will receive in 2025 under current state law for county and municipal aid, supplemental county and municipal aid, utility aid and the expenditure restraint incentive program. This does not include adjustments, shown on the July and November payment notices.

District	TOWN OF WESTON	County	MARATHON	Co-muni code	37-082
-----------------	----------------	---------------	----------	---------------------	--------

Estimate Information

For an explanation of each aid payment listed below, review the additional information in this notice.

2025 Original Estimate	
1. County and municipal aid	\$143,661.49
2. Utility aid	\$4,191.17
3. Supplemental county and municipal aid	\$42,140.22
4. Expenditure restraint incentive program	\$0.00
5. Total Estimated 2025 Payments (sum of Lines 1-4)	\$189,992.88

Payment Information

Your local government will receive two distributions in 2025 :

- July 28, 2025: 15% of Line 1, 2, and 3 and 100% of Line 4 (*shown above*)
- November 17, 2025: balance of your 2025 aid payments

County and Municipal Aid

Under state law, the county and municipal aid paid to each county and municipality must be equal to the amount determined in 2012 (sec. 79.036, Wis. Stats.) and adjusted for fallen protective services insurance reimbursement (sec. 79.036(4), Wis. Stats.).

County and Municipal Aid Calculation	
1. Prior year county and municipal aid	\$140,441.71
2. Increase due to sales tax revenue, including adjustments (<i>district changes</i>)	\$3,230.16
3. Fallen protective services insurance adjustment	-\$10.38
4. Fallen protective services insurance reimbursement (<i>reported to DOR</i>)	\$0.00
5. Total County and Municipal Aid (sum of Lines 1-4)	\$143,661.49

Utility Aid

- Under state law, utility aid is distributed to each county and municipality where tax-exempt utility property is located (sec. 79.04, Wis. Stats.)
- Utility companies report utility property information to DOR annually
- DOR uses the provided information to accurately calculate utility aid (*shown below*)

Utility Aid Calculation	
1. Net book value, <i>as of December 31, 2024 (including expected additions/retirements)</i>	\$1,397,058.00
2. Total net book value payment	\$4,191.17
3. Minimum payment	\$0.00
4. Megawatt capacity	0.0
5. Megawatt capacity payment	\$0.00
6. Closed/decommissioned production plant (phased down) payment	\$0.00
7. Subtotal (<i>sum of Lines 2, 3, 5 and 6</i>)	\$4,191.17
8. Population cap	\$289,000.00
9. Adjusted subtotal (<i>lesser of Line 7 or Line 8</i>)	\$4,191.17
10. Adjacent site incentive payment	\$0.00
11. Baseload incentive payment	\$0.00
12. Co-generation incentive payment	\$0.00
13. Alternative energy incentive payment	\$0.00
14. Total incentive payments (<i>sum of Lines 10 through 13</i>)	\$0.00
15. Spent nuclear fuel payment	\$0.00
16. Total Utility Aid – this is the utility aid payment listed on the front of the estimate (<i>sum of Lines 9, 14 and 15</i>)	\$4,191.17

Supplemental County and Municipal Aid

- Under state law, supplemental county and municipal aid paid to each county and municipality is determined by 2023 Wisconsin Act 12 (sec. 79.037, Wis. Stats.)
- For detailed information, review [county and municipal aid spreadsheet](#)

Supplemental County and Municipal Aid Calculation	
1. Prior year supplemental county and municipal aid	\$41,192.79
2. Increase due to sales tax revenue including adjustments (<i>district changes</i>)	\$947.43
3. Total Supplemental County and Municipal Aid (<i>sum of Lines 1 and 2</i>)	\$42,140.22

Expenditure Restraint Incentive Program

- Only municipalities are eligible to receive Expenditure Restraint Incentive Program (ERIP) payments
- Under state law, in 2025, each municipality will receive a payment that is equal to the amount of the payment received by the municipality in 2024 (sec. 79.05(4), Wis. Stats., from 2023 WI Act 12 – notwithstanding subs. (2) and (3))

Contact Information

If you have questions, contact us at lgs@wisconsin.gov, (608) 266-8618 or (608) 261-5167.



State of Wisconsin • DEPARTMENT OF REVENUE

DIVISION OF STATE AND LOCAL FINANCE • BUREAU OF LOCAL GOVERNMENT SERVICES • 2135 RIMROCK RD MADISON, WI 53713

Mailing Address:
PO Box 8971 #6-97
Madison WI 53708-8971
Fax: (608) 264-6887
lgs@wisconsin.gov

September 13, 2024

DIANE DRINSINGER
TOWN OF WIEN
121041 COUNTY ROAD N
EDGAR WI 54426

Notice of Shared Revenue – 2025 Original Estimate

Notice Information

The Wisconsin Department of Revenue (DOR) is providing the **estimated** shared revenue amounts your local government will receive in 2025 under current state law for county and municipal aid, supplemental county and municipal aid, utility aid and the expenditure restraint incentive program. This does not include adjustments, shown on the July and November payment notices.

District	TOWN OF WIEN	County	MARATHON	Co-muni code	37-084
-----------------	--------------	---------------	----------	---------------------	--------

Estimate Information

For an explanation of each aid payment listed below, review the additional information in this notice.

2025 Original Estimate	
1. County and municipal aid	\$43,449.41
2. Utility aid	\$5,793.27
3. Supplemental county and municipal aid	\$45,920.49
4. Expenditure restraint incentive program	\$0.00
5. Total Estimated 2025 Payments (sum of Lines 1-4)	\$95,163.17

Payment Information

Your local government will receive two distributions in 2025 :

- July 28, 2025: 15% of Line 1, 2, and 3 and 100% of Line 4 (*shown above*)
- November 17, 2025: balance of your 2025 aid payments

County and Municipal Aid

Under state law, the county and municipal aid paid to each county and municipality must be equal to the amount determined in 2012 (sec. 79.036, Wis. Stats.) and adjusted for fallen protective services insurance reimbursement (sec. 79.036(4), Wis. Stats.).

County and Municipal Aid Calculation	
1. Prior year county and municipal aid	\$42,475.61
2. Increase due to sales tax revenue, including adjustments (<i>district changes</i>)	\$976.94
3. Fallen protective services insurance adjustment	-\$3.14
4. Fallen protective services insurance reimbursement (<i>reported to DOR</i>)	\$0.00
5. Total County and Municipal Aid (sum of Lines 1-4)	\$43,449.41

Utility Aid

- Under state law, utility aid is distributed to each county and municipality where tax-exempt utility property is located (sec. 79.04, Wis. Stats.)
- Utility companies report utility property information to DOR annually
- DOR uses the provided information to accurately calculate utility aid (*shown below*)

Utility Aid Calculation	
1. Net book value, <i>as of December 31, 2024 (including expected additions/retirements)</i>	\$1,931,091.00
2. Total net book value payment	\$5,793.27
3. Minimum payment	\$0.00
4. Megawatt capacity	0.0
5. Megawatt capacity payment	\$0.00
6. Closed/decommissioned production plant (phased down) payment	\$0.00
7. Subtotal (<i>sum of Lines 2, 3, 5 and 6</i>)	\$5,793.27
8. Population cap	\$379,100.00
9. Adjusted subtotal (<i>lesser of Line 7 or Line 8</i>)	\$5,793.27
10. Adjacent site incentive payment	\$0.00
11. Baseload incentive payment	\$0.00
12. Co-generation incentive payment	\$0.00
13. Alternative energy incentive payment	\$0.00
14. Total incentive payments (<i>sum of Lines 10 through 13</i>)	\$0.00
15. Spent nuclear fuel payment	\$0.00
16. Total Utility Aid – this is the utility aid payment listed on the front of the estimate (<i>sum of Lines 9, 14 and 15</i>)	\$5,793.27

Supplemental County and Municipal Aid

- Under state law, supplemental county and municipal aid paid to each county and municipality is determined by 2023 Wisconsin Act 12 (sec. 79.037, Wis. Stats.)
- For detailed information, review [county and municipal aid spreadsheet](#)

Supplemental County and Municipal Aid Calculation	
1. Prior year supplemental county and municipal aid	\$44,888.06
2. Increase due to sales tax revenue including adjustments (<i>district changes</i>)	\$1,032.43
3. Total Supplemental County and Municipal Aid (<i>sum of Lines 1 and 2</i>)	\$45,920.49

Expenditure Restraint Incentive Program

- Only municipalities are eligible to receive Expenditure Restraint Incentive Program (ERIP) payments
- Under state law, in 2025, each municipality will receive a payment that is equal to the amount of the payment received by the municipality in 2024 (sec. 79.05(4), Wis. Stats., from 2023 WI Act 12 – notwithstanding subs. (2) and (3))

Contact Information

If you have questions, contact us at lgs@wisconsin.gov, (608) 266-8618 or (608) 261-5167.



State of Wisconsin • DEPARTMENT OF REVENUE

DIVISION OF STATE AND LOCAL FINANCE • BUREAU OF LOCAL GOVERNMENT SERVICES • 2135 RIMROCK RD MADISON, WI 53713

Mailing Address:
PO Box 8971 #6-97
Madison WI 53708-8971
Fax: (608) 264-6887
lgs@wisconsin.gov

September 13, 2024

LISA CZECH
VILLAGE OF ATHENS
PO BOX 220, 203 ALFRED ST
ATHENS WI 54411-0220

Notice of Shared Revenue – 2025 Original Estimate

Notice Information

The Wisconsin Department of Revenue (DOR) is providing the **estimated** shared revenue amounts your local government will receive in 2025 under current state law for county and municipal aid, supplemental county and municipal aid, utility aid and the expenditure restraint incentive program. This does not include adjustments, shown on the July and November payment notices.

District	VILLAGE OF ATHENS	County	MARATHON	Co-muni code	37-102
-----------------	-------------------	---------------	----------	---------------------	--------

Estimate Information

For an explanation of each aid payment listed below, review the additional information in this notice.

2025 Original Estimate	
1. County and municipal aid	\$276,319.62
2. Utility aid	\$179.87
3. Supplemental county and municipal aid	\$55,272.23
4. Expenditure restraint incentive program	\$1,733.04
5. Total Estimated 2025 Payments (sum of Lines 1-4)	\$333,504.76

Payment Information

Your local government will receive two distributions in 2025 :

- July 28, 2025: 15% of Line 1, 2, and 3 and 100% of Line 4 (*shown above*)
- November 17, 2025: balance of your 2025 aid payments

County and Municipal Aid

Under state law, the county and municipal aid paid to each county and municipality must be equal to the amount determined in 2012 (sec. 79.036, Wis. Stats.) and adjusted for fallen protective services insurance reimbursement (sec. 79.036(4), Wis. Stats.).

County and Municipal Aid Calculation	
1. Prior year county and municipal aid	\$270,126.67
2. Increase due to sales tax revenue, including adjustments (<i>district changes</i>)	\$6,212.91
3. Fallen protective services insurance adjustment	-\$19.96
4. Fallen protective services insurance reimbursement (<i>reported to DOR</i>)	\$0.00
5. Total County and Municipal Aid (sum of Lines 1-4)	\$276,319.62

Utility Aid

- Under state law, utility aid is distributed to each county and municipality where tax-exempt utility property is located (sec. 79.04, Wis. Stats.)
- Utility companies report utility property information to DOR annually
- DOR uses the provided information to accurately calculate utility aid (*shown below*)

Utility Aid Calculation	
1. Net book value, <i>as of December 31, 2024 (including expected additions/retirements)</i>	\$29,978.00
2. Total net book value payment	\$179.87
3. Minimum payment	\$0.00
4. Megawatt capacity	0.0
5. Megawatt capacity payment	\$0.00
6. Closed/decommissioned production plant (phased down) payment	\$0.00
7. Subtotal (<i>sum of Lines 2, 3, 5 and 6</i>)	\$179.87
8. Population cap	\$453,900.00
9. Adjusted subtotal (<i>lesser of Line 7 or Line 8</i>)	\$179.87
10. Adjacent site incentive payment	\$0.00
11. Baseload incentive payment	\$0.00
12. Co-generation incentive payment	\$0.00
13. Alternative energy incentive payment	\$0.00
14. Total incentive payments (<i>sum of Lines 10 through 13</i>)	\$0.00
15. Spent nuclear fuel payment	\$0.00
16. Total Utility Aid – this is the utility aid payment listed on the front of the estimate <i>(sum of Lines 9, 14 and 15)</i>	\$179.87

Supplemental County and Municipal Aid

- Under state law, supplemental county and municipal aid paid to each county and municipality is determined by 2023 Wisconsin Act 12 (sec. 79.037, Wis. Stats.)
- For detailed information, review [county and municipal aid spreadsheet](#)

Supplemental County and Municipal Aid Calculation	
1. Prior year supplemental county and municipal aid	\$54,029.55
2. Increase due to sales tax revenue including adjustments (<i>district changes</i>)	\$1,242.68
3. Total Supplemental County and Municipal Aid (<i>sum of Lines 1 and 2</i>)	\$55,272.23

Expenditure Restraint Incentive Program

- Only municipalities are eligible to receive Expenditure Restraint Incentive Program (ERIP) payments
- Under state law, in 2025, each municipality will receive a payment that is equal to the amount of the payment received by the municipality in 2024 (sec. 79.05(4), Wis. Stats., from 2023 WI Act 12 – notwithstanding subs. (2) and (3))

Contact Information

If you have questions, contact us at lgs@wisconsin.gov, (608) 266-8618 or (608) 261-5167.



State of Wisconsin • DEPARTMENT OF REVENUE

DIVISION OF STATE AND LOCAL FINANCE • BUREAU OF LOCAL GOVERNMENT SERVICES • 2135 RIMROCK RD MADISON, WI 53713

Mailing Address:
PO Box 8971 #6-97
Madison WI 53708-8971
Fax: (608) 264-6887
lgs@wisconsin.gov

September 13, 2024

JENNIFER LOPEZ
VILLAGE OF EDGAR
PO BOX 67
EDGAR WI 54426-0067

Notice of Shared Revenue – 2025 Original Estimate

Notice Information

The Wisconsin Department of Revenue (DOR) is providing the **estimated** shared revenue amounts your local government will receive in 2025 under current state law for county and municipal aid, supplemental county and municipal aid, utility aid and the expenditure restraint incentive program. This does not include adjustments, shown on the July and November payment notices.

District	VILLAGE OF EDGAR	County	MARATHON	Co-muni code	37-121
-----------------	------------------	---------------	----------	---------------------	--------

Estimate Information

For an explanation of each aid payment listed below, review the additional information in this notice.

2025 Original Estimate	
1. County and municipal aid	\$333,993.22
2. Utility aid	\$0.00
3. Supplemental county and municipal aid	\$66,808.68
4. Expenditure restraint incentive program	\$0.00
5. Total Estimated 2025 Payments (sum of Lines 1-4)	\$400,801.90

Payment Information

Your local government will receive two distributions in 2025 :

- July 28, 2025: 15% of Line 1, 2, and 3 and 100% of Line 4 (*shown above*)
- November 17, 2025: balance of your 2025 aid payments

County and Municipal Aid

Under state law, the county and municipal aid paid to each county and municipality must be equal to the amount determined in 2012 (sec. 79.036, Wis. Stats.) and adjusted for fallen protective services insurance reimbursement (sec. 79.036(4), Wis. Stats.).

County and Municipal Aid Calculation	
1. Prior year county and municipal aid	\$326,507.67
2. Increase due to sales tax revenue, including adjustments (<i>district changes</i>)	\$7,509.68
3. Fallen protective services insurance adjustment	-\$24.13
4. Fallen protective services insurance reimbursement (<i>reported to DOR</i>)	\$0.00
5. Total County and Municipal Aid (sum of Lines 1-4)	\$333,993.22

Utility Aid

- Under state law, utility aid is distributed to each county and municipality where tax-exempt utility property is located (sec. 79.04, Wis. Stats.)
- Utility companies report utility property information to DOR annually
- DOR uses the provided information to accurately calculate utility aid (*shown below*)

Utility Aid Calculation	
1. Net book value, <i>as of December 31, 2024 (including expected additions/retirements)</i>	\$0.00
2. Total net book value payment	\$0.00
3. Minimum payment	\$0.00
4. Megawatt capacity	0.0
5. Megawatt capacity payment	\$0.00
6. Closed/decommissioned production plant (phased down) payment	\$0.00
7. Subtotal (<i>sum of Lines 2, 3, 5 and 6</i>)	\$0.00
8. Population cap	\$614,975.00
9. Adjusted subtotal (<i>lesser of Line 7 or Line 8</i>)	\$0.00
10. Adjacent site incentive payment	\$0.00
11. Baseload incentive payment	\$0.00
12. Co-generation incentive payment	\$0.00
13. Alternative energy incentive payment	\$0.00
14. Total incentive payments (<i>sum of Lines 10 through 13</i>)	\$0.00
15. Spent nuclear fuel payment	\$0.00
16. Total Utility Aid – this is the utility aid payment listed on the front of the estimate (<i>sum of Lines 9, 14 and 15</i>)	\$0.00

Supplemental County and Municipal Aid

- Under state law, supplemental county and municipal aid paid to each county and municipality is determined by 2023 Wisconsin Act 12 (sec. 79.037, Wis. Stats.)
- For detailed information, review [county and municipal aid spreadsheet](#)

Supplemental County and Municipal Aid Calculation	
1. Prior year supplemental county and municipal aid	\$65,306.63
2. Increase due to sales tax revenue including adjustments (<i>district changes</i>)	\$1,502.05
3. Total Supplemental County and Municipal Aid (<i>sum of Lines 1 and 2</i>)	\$66,808.68

Expenditure Restraint Incentive Program

- Only municipalities are eligible to receive Expenditure Restraint Incentive Program (ERIP) payments
- Under state law, in 2025, each municipality will receive a payment that is equal to the amount of the payment received by the municipality in 2024 (sec. 79.05(4), Wis. Stats., from 2023 WI Act 12 – notwithstanding subs. (2) and (3))

Contact Information

If you have questions, contact us at lgs@wisconsin.gov, (608) 266-8618 or (608) 261-5167.



State of Wisconsin • DEPARTMENT OF REVENUE

DIVISION OF STATE AND LOCAL FINANCE • BUREAU OF LOCAL GOVERNMENT SERVICES • 2135 RIMROCK RD MADISON, WI 53713

Mailing Address:
PO Box 8971 #6-97
Madison WI 53708-8971
Fax: (608) 264-6887
lgs@wisconsin.gov

September 13, 2024

ROBERT WYMAN
VILLAGE OF ELDERON
184482 STATE HWY 153 POB 23
ELDERON WI 54429

Notice of Shared Revenue – 2025 Original Estimate

Notice Information

The Wisconsin Department of Revenue (DOR) is providing the **estimated** shared revenue amounts your local government will receive in 2025 under current state law for county and municipal aid, supplemental county and municipal aid, utility aid and the expenditure restraint incentive program. This does not include adjustments, shown on the July and November payment notices.

District	VILLAGE OF ELDERON	County	MARATHON	Co-muni code	37-122
-----------------	--------------------	---------------	----------	---------------------	--------

Estimate Information

For an explanation of each aid payment listed below, review the additional information in this notice.

2025 Original Estimate	
1. County and municipal aid	\$38,287.79
2. Utility aid	\$0.00
3. Supplemental county and municipal aid	\$33,441.68
4. Expenditure restraint incentive program	\$0.00
5. Total Estimated 2025 Payments (sum of Lines 1-4)	\$71,729.47

Payment Information

Your local government will receive two distributions in 2025 :

- July 28, 2025: 15% of Line 1, 2, and 3 and 100% of Line 4 (*shown above*)
- November 17, 2025: balance of your 2025 aid payments

County and Municipal Aid

Under state law, the county and municipal aid paid to each county and municipality must be equal to the amount determined in 2012 (sec. 79.036, Wis. Stats.) and adjusted for fallen protective services insurance reimbursement (sec. 79.036(4), Wis. Stats.).

County and Municipal Aid Calculation	
1. Prior year county and municipal aid	\$37,429.68
2. Increase due to sales tax revenue, including adjustments (<i>district changes</i>)	\$860.88
3. Fallen protective services insurance adjustment	-\$2.77
4. Fallen protective services insurance reimbursement (<i>reported to DOR</i>)	\$0.00
5. Total County and Municipal Aid (sum of Lines 1-4)	\$38,287.79

Utility Aid

- Under state law, utility aid is distributed to each county and municipality where tax-exempt utility property is located (sec. 79.04, Wis. Stats.)
- Utility companies report utility property information to DOR annually
- DOR uses the provided information to accurately calculate utility aid (*shown below*)

Utility Aid Calculation	
1. Net book value, <i>as of December 31, 2024 (including expected additions/retirements)</i>	\$0.00
2. Total net book value payment	\$0.00
3. Minimum payment	\$0.00
4. Megawatt capacity	0.0
5. Megawatt capacity payment	\$0.00
6. Closed/decommissioned production plant (phased down) payment	\$0.00
7. Subtotal (<i>sum of Lines 2, 3, 5 and 6</i>)	\$0.00
8. Population cap	\$65,450.00
9. Adjusted subtotal (<i>lesser of Line 7 or Line 8</i>)	\$0.00
10. Adjacent site incentive payment	\$0.00
11. Baseload incentive payment	\$0.00
12. Co-generation incentive payment	\$0.00
13. Alternative energy incentive payment	\$0.00
14. Total incentive payments (<i>sum of Lines 10 through 13</i>)	\$0.00
15. Spent nuclear fuel payment	\$0.00
16. Total Utility Aid – this is the utility aid payment listed on the front of the estimate (<i>sum of Lines 9, 14 and 15</i>)	\$0.00

Supplemental County and Municipal Aid

- Under state law, supplemental county and municipal aid paid to each county and municipality is determined by 2023 Wisconsin Act 12 (sec. 79.037, Wis. Stats.)
- For detailed information, review [county and municipal aid spreadsheet](#)

Supplemental County and Municipal Aid Calculation	
1. Prior year supplemental county and municipal aid	\$32,689.81
2. Increase due to sales tax revenue including adjustments (<i>district changes</i>)	\$751.87
3. Total Supplemental County and Municipal Aid (<i>sum of Lines 1 and 2</i>)	\$33,441.68

Expenditure Restraint Incentive Program

- Only municipalities are eligible to receive Expenditure Restraint Incentive Program (ERIP) payments
- Under state law, in 2025, each municipality will receive a payment that is equal to the amount of the payment received by the municipality in 2024 (sec. 79.05(4), Wis. Stats., from 2023 WI Act 12 – notwithstanding subs. (2) and (3))

Contact Information

If you have questions, contact us at lgs@wisconsin.gov, (608) 266-8618 or (608) 261-5167.



State of Wisconsin • DEPARTMENT OF REVENUE

DIVISION OF STATE AND LOCAL FINANCE • BUREAU OF LOCAL GOVERNMENT SERVICES • 2135 RIMROCK RD MADISON, WI 53713

Mailing Address:
PO Box 8971 #6-97
Madison WI 53708-8971
Fax: (608) 264-6887
lgs@wisconsin.gov

September 13, 2024

JAMIE ZIEGEL
VILLAGE OF FENWOOD
591 TUDOR STREET
FENWOOD WI 54426

Notice of Shared Revenue – 2025 Original Estimate

Notice Information

The Wisconsin Department of Revenue (DOR) is providing the **estimated** shared revenue amounts your local government will receive in 2025 under current state law for county and municipal aid, supplemental county and municipal aid, utility aid and the expenditure restraint incentive program. This does not include adjustments, shown on the July and November payment notices.

District	VILLAGE OF FENWOOD	County	MARATHON	Co-muni code	37-126
-----------------	--------------------	---------------	----------	---------------------	--------

Estimate Information

For an explanation of each aid payment listed below, review the additional information in this notice.

2025 Original Estimate	
1. County and municipal aid	\$60,300.17
2. Utility aid	\$0.00
3. Supplemental county and municipal aid	\$33,132.14
4. Expenditure restraint incentive program	\$0.00
5. Total Estimated 2025 Payments (sum of Lines 1-4)	\$93,432.31

Payment Information

Your local government will receive two distributions in 2025 :

- July 28, 2025: 15% of Line 1, 2, and 3 and 100% of Line 4 (*shown above*)
- November 17, 2025: balance of your 2025 aid payments

County and Municipal Aid

Under state law, the county and municipal aid paid to each county and municipality must be equal to the amount determined in 2012 (sec. 79.036, Wis. Stats.) and adjusted for fallen protective services insurance reimbursement (sec. 79.036(4), Wis. Stats.).

County and Municipal Aid Calculation	
1. Prior year county and municipal aid	\$58,948.71
2. Increase due to sales tax revenue, including adjustments (<i>district changes</i>)	\$1,355.82
3. Fallen protective services insurance adjustment	-\$4.36
4. Fallen protective services insurance reimbursement (<i>reported to DOR</i>)	\$0.00
5. Total County and Municipal Aid (sum of Lines 1-4)	\$60,300.17

Utility Aid

- Under state law, utility aid is distributed to each county and municipality where tax-exempt utility property is located (sec. 79.04, Wis. Stats.)
- Utility companies report utility property information to DOR annually
- DOR uses the provided information to accurately calculate utility aid (*shown below*)

Utility Aid Calculation	
1. Net book value, <i>as of December 31, 2024 (including expected additions/retirements)</i>	\$0.00
2. Total net book value payment	\$0.00
3. Minimum payment	\$0.00
4. Megawatt capacity	0.0
5. Megawatt capacity payment	\$0.00
6. Closed/decommissioned production plant (phased down) payment	\$0.00
7. Subtotal (<i>sum of Lines 2, 3, 5 and 6</i>)	\$0.00
8. Population cap	\$59,075.00
9. Adjusted subtotal (<i>lesser of Line 7 or Line 8</i>)	\$0.00
10. Adjacent site incentive payment	\$0.00
11. Baseload incentive payment	\$0.00
12. Co-generation incentive payment	\$0.00
13. Alternative energy incentive payment	\$0.00
14. Total incentive payments (<i>sum of Lines 10 through 13</i>)	\$0.00
15. Spent nuclear fuel payment	\$0.00
16. Total Utility Aid – this is the utility aid payment listed on the front of the estimate (<i>sum of Lines 9, 14 and 15</i>)	\$0.00

Supplemental County and Municipal Aid

- Under state law, supplemental county and municipal aid paid to each county and municipality is determined by 2023 Wisconsin Act 12 (sec. 79.037, Wis. Stats.)
- For detailed information, review [county and municipal aid spreadsheet](#)

Supplemental County and Municipal Aid Calculation	
1. Prior year supplemental county and municipal aid	\$32,387.23
2. Increase due to sales tax revenue including adjustments (<i>district changes</i>)	\$744.91
3. Total Supplemental County and Municipal Aid (<i>sum of Lines 1 and 2</i>)	\$33,132.14

Expenditure Restraint Incentive Program

- Only municipalities are eligible to receive Expenditure Restraint Incentive Program (ERIP) payments
- Under state law, in 2025, each municipality will receive a payment that is equal to the amount of the payment received by the municipality in 2024 (sec. 79.05(4), Wis. Stats., from 2023 WI Act 12 – notwithstanding subs. (2) and (3))

Contact Information

If you have questions, contact us at lgs@wisconsin.gov, (608) 266-8618 or (608) 261-5167.



State of Wisconsin • DEPARTMENT OF REVENUE

DIVISION OF STATE AND LOCAL FINANCE • BUREAU OF LOCAL GOVERNMENT SERVICES • 2135 RIMROCK RD MADISON, WI 53713

Mailing Address:
PO Box 8971 #6-97
Madison WI 53708-8971
Fax: (608) 264-6887
lgs@wisconsin.gov

September 13, 2024

JOAN FRAAZA
VILLAGE OF HATLEY
PO BOX 99
HATLEY WI 54440-0099

Notice of Shared Revenue – 2025 Original Estimate

Notice Information

The Wisconsin Department of Revenue (DOR) is providing the **estimated** shared revenue amounts your local government will receive in 2025 under current state law for county and municipal aid, supplemental county and municipal aid, utility aid and the expenditure restraint incentive program. This does not include adjustments, shown on the July and November payment notices.

District	VILLAGE OF HATLEY	County	MARATHON	Co-muni code	37-136
-----------------	-------------------	---------------	----------	---------------------	--------

Estimate Information

For an explanation of each aid payment listed below, review the additional information in this notice.

2025 Original Estimate	
1. County and municipal aid	\$22,602.07
2. Utility aid	\$0.00
3. Supplemental county and municipal aid	\$42,329.26
4. Expenditure restraint incentive program	\$0.00
5. Total Estimated 2025 Payments (sum of Lines 1-4)	\$64,931.33

Payment Information

Your local government will receive two distributions in 2025 :

- July 28, 2025: 15% of Line 1, 2, and 3 and 100% of Line 4 (*shown above*)
- November 17, 2025: balance of your 2025 aid payments

County and Municipal Aid

Under state law, the county and municipal aid paid to each county and municipality must be equal to the amount determined in 2012 (sec. 79.036, Wis. Stats.) and adjusted for fallen protective services insurance reimbursement (sec. 79.036(4), Wis. Stats.).

County and Municipal Aid Calculation	
1. Prior year county and municipal aid	\$22,095.50
2. Increase due to sales tax revenue, including adjustments (<i>district changes</i>)	\$508.20
3. Fallen protective services insurance adjustment	-\$1.63
4. Fallen protective services insurance reimbursement (<i>reported to DOR</i>)	\$0.00
5. Total County and Municipal Aid (sum of Lines 1-4)	\$22,602.07

Utility Aid

- Under state law, utility aid is distributed to each county and municipality where tax-exempt utility property is located (sec. 79.04, Wis. Stats.)
- Utility companies report utility property information to DOR annually
- DOR uses the provided information to accurately calculate utility aid (*shown below*)

Utility Aid Calculation	
1. Net book value, <i>as of December 31, 2024 (including expected additions/retirements)</i>	\$0.00
2. Total net book value payment	\$0.00
3. Minimum payment	\$0.00
4. Megawatt capacity	0.0
5. Megawatt capacity payment	\$0.00
6. Closed/decommissioned production plant (phased down) payment	\$0.00
7. Subtotal (<i>sum of Lines 2, 3, 5 and 6</i>)	\$0.00
8. Population cap	\$289,850.00
9. Adjusted subtotal (<i>lesser of Line 7 or Line 8</i>)	\$0.00
10. Adjacent site incentive payment	\$0.00
11. Baseload incentive payment	\$0.00
12. Co-generation incentive payment	\$0.00
13. Alternative energy incentive payment	\$0.00
14. Total incentive payments (<i>sum of Lines 10 through 13</i>)	\$0.00
15. Spent nuclear fuel payment	\$0.00
16. Total Utility Aid – this is the utility aid payment listed on the front of the estimate (<i>sum of Lines 9, 14 and 15</i>)	\$0.00

Supplemental County and Municipal Aid

- Under state law, supplemental county and municipal aid paid to each county and municipality is determined by 2023 Wisconsin Act 12 (sec. 79.037, Wis. Stats.)
- For detailed information, review [county and municipal aid spreadsheet](#)

Supplemental County and Municipal Aid Calculation	
1. Prior year supplemental county and municipal aid	\$41,377.58
2. Increase due to sales tax revenue including adjustments (<i>district changes</i>)	\$951.68
3. Total Supplemental County and Municipal Aid (<i>sum of Lines 1 and 2</i>)	\$42,329.26

Expenditure Restraint Incentive Program

- Only municipalities are eligible to receive Expenditure Restraint Incentive Program (ERIP) payments
- Under state law, in 2025, each municipality will receive a payment that is equal to the amount of the payment received by the municipality in 2024 (sec. 79.05(4), Wis. Stats., from 2023 WI Act 12 – notwithstanding subs. (2) and (3))

Contact Information

If you have questions, contact us at lgs@wisconsin.gov, (608) 266-8618 or (608) 261-5167.



State of Wisconsin • DEPARTMENT OF REVENUE

DIVISION OF STATE AND LOCAL FINANCE • BUREAU OF LOCAL GOVERNMENT SERVICES • 2135 RIMROCK RD MADISON, WI 53713

Mailing Address:
PO Box 8971 #6-97
Madison WI 53708-8971
Fax: (608) 264-6887
lgs@wisconsin.gov

September 13, 2024

BOBBI JO BIRK-LABARGE
VILLAGE OF KRONENWETTER
1582 KRONENWETTER DR
MOSINEE WI 54455-9003

Notice of Shared Revenue – 2025 Original Estimate

Notice Information

The Wisconsin Department of Revenue (DOR) is providing the **estimated** shared revenue amounts your local government will receive in 2025 under current state law for county and municipal aid, supplemental county and municipal aid, utility aid and the expenditure restraint incentive program. This does not include adjustments, shown on the July and November payment notices.

District	VILLAGE OF KRONENWETTER	County	MARATHON	Co-muni code	37-145
-----------------	-------------------------	---------------	----------	---------------------	--------

Estimate Information

For an explanation of each aid payment listed below, review the additional information in this notice.

2025 Original Estimate	
1. County and municipal aid	\$248,447.89
2. Utility aid	\$1,623,580.30
3. Supplemental county and municipal aid	\$224,704.91
4. Expenditure restraint incentive program	\$0.00
5. Total Estimated 2025 Payments (sum of Lines 1-4)	\$2,096,733.10

Payment Information

Your local government will receive two distributions in 2025 :

- July 28, 2025: 15% of Line 1, 2, and 3 and 100% of Line 4 (*shown above*)
- November 17, 2025: balance of your 2025 aid payments

County and Municipal Aid

Under state law, the county and municipal aid paid to each county and municipality must be equal to the amount determined in 2012 (sec. 79.036, Wis. Stats.) and adjusted for fallen protective services insurance reimbursement (sec. 79.036(4), Wis. Stats.).

County and Municipal Aid Calculation	
1. Prior year county and municipal aid	\$242,879.61
2. Increase due to sales tax revenue, including adjustments (<i>district changes</i>)	\$5,586.23
3. Fallen protective services insurance adjustment	-\$17.95
4. Fallen protective services insurance reimbursement (<i>reported to DOR</i>)	\$0.00
5. Total County and Municipal Aid (sum of Lines 1-4)	\$248,447.89

Utility Aid

- Under state law, utility aid is distributed to each county and municipality where tax-exempt utility property is located (sec. 79.04, Wis. Stats.)
- Utility companies report utility property information to DOR annually
- DOR uses the provided information to accurately calculate utility aid (*shown below*)

Utility Aid Calculation	
1. Net book value, <i>as of December 31, 2024 (including expected additions/retirements)</i>	\$22,530,059.00
2. Total net book value payment	\$135,180.35
3. Minimum payment	\$0.00
4. Megawatt capacity	649.2
5. Megawatt capacity payment	\$865,599.95
6. Closed/decommissioned production plant (phased down) payment	\$0.00
7. Subtotal (<i>sum of Lines 2, 3, 5 and 6</i>)	\$1,000,780.30
8. Population cap	\$3,666,900.00
9. Adjusted subtotal (<i>lesser of Line 7 or Line 8</i>)	\$1,000,780.30
10. Adjacent site incentive payment	\$373,680.00
11. Baseload incentive payment	\$249,120.00
12. Co-generation incentive payment	\$0.00
13. Alternative energy incentive payment	\$0.00
14. Total incentive payments (<i>sum of Lines 10 through 13</i>)	\$622,800.00
15. Spent nuclear fuel payment	\$0.00
16. Total Utility Aid – this is the utility aid payment listed on the front of the estimate (<i>sum of Lines 9, 14 and 15</i>)	\$1,623,580.30

Supplemental County and Municipal Aid

- Under state law, supplemental county and municipal aid paid to each county and municipality is determined by 2023 Wisconsin Act 12 (sec. 79.037, Wis. Stats.)
- For detailed information, review [county and municipal aid spreadsheet](#)

Supplemental County and Municipal Aid Calculation	
1. Prior year supplemental county and municipal aid	\$219,652.89
2. Increase due to sales tax revenue including adjustments (<i>district changes</i>)	\$5,052.02
3. Total Supplemental County and Municipal Aid (<i>sum of Lines 1 and 2</i>)	\$224,704.91

Expenditure Restraint Incentive Program

- Only municipalities are eligible to receive Expenditure Restraint Incentive Program (ERIP) payments
- Under state law, in 2025, each municipality will receive a payment that is equal to the amount of the payment received by the municipality in 2024 (sec. 79.05(4), Wis. Stats., from 2023 WI Act 12 – notwithstanding subs. (2) and (3))

Contact Information

If you have questions, contact us at lgs@wisconsin.gov, (608) 266-8618 or (608) 261-5167.



State of Wisconsin • DEPARTMENT OF REVENUE

DIVISION OF STATE AND LOCAL FINANCE • BUREAU OF LOCAL GOVERNMENT SERVICES • 2135 RIMROCK RD MADISON, WI 53713

Mailing Address:
PO Box 8971 #6-97
Madison WI 53708-8971
Fax: (608) 264-6887
lgs@wisconsin.gov

September 13, 2024

CINDY BAILEY
VILLAGE OF MAINE
6111 N. 44TH AVENUE
WAUSAU, WI 54401
WAUSAU WI 54401

Notice of Shared Revenue – 2025 Original Estimate

Notice Information

The Wisconsin Department of Revenue (DOR) is providing the **estimated** shared revenue amounts your local government will receive in 2025 under current state law for county and municipal aid, supplemental county and municipal aid, utility aid and the expenditure restraint incentive program. This does not include adjustments, shown on the July and November payment notices.

District	VILLAGE OF MAINE	County	MARATHON	Co-muni code	37-146
-----------------	------------------	---------------	----------	---------------------	--------

Estimate Information

For an explanation of each aid payment listed below, review the additional information in this notice.

2025 Original Estimate	
1. County and municipal aid	\$58,013.67
2. Utility aid	\$30,735.82
3. Supplemental county and municipal aid	\$75,696.48
4. Expenditure restraint incentive program	\$0.00
5. Total Estimated 2025 Payments (sum of Lines 1-4)	\$164,445.97

Payment Information

Your local government will receive two distributions in 2025 :

- July 28, 2025: 15% of Line 1, 2, and 3 and 100% of Line 4 (*shown above*)
- November 17, 2025: balance of your 2025 aid payments

County and Municipal Aid

Under state law, the county and municipal aid paid to each county and municipality must be equal to the amount determined in 2012 (sec. 79.036, Wis. Stats.) and adjusted for fallen protective services insurance reimbursement (sec. 79.036(4), Wis. Stats.).

County and Municipal Aid Calculation	
1. Prior year county and municipal aid	\$56,713.45
2. Increase due to sales tax revenue, including adjustments (<i>district changes</i>)	\$1,304.41
3. Fallen protective services insurance adjustment	-\$4.19
4. Fallen protective services insurance reimbursement (<i>reported to DOR</i>)	\$0.00
5. Total County and Municipal Aid (sum of Lines 1-4)	\$58,013.67

Utility Aid

- Under state law, utility aid is distributed to each county and municipality where tax-exempt utility property is located (sec. 79.04, Wis. Stats.)
- Utility companies report utility property information to DOR annually
- DOR uses the provided information to accurately calculate utility aid (*shown below*)

Utility Aid Calculation	
1. Net book value, as of December 31, 2024 (including expected additions/retirements)	\$5,122,637.00
2. Total net book value payment	\$30,735.82
3. Minimum payment	\$0.00
4. Megawatt capacity	0.0
5. Megawatt capacity payment	\$0.00
6. Closed/decommissioned production plant (phased down) payment	\$0.00
7. Subtotal (sum of Lines 2, 3, 5 and 6)	\$30,735.82
8. Population cap	\$1,120,300.00
9. Adjusted subtotal (lesser of Line 7 or Line 8)	\$30,735.82
10. Adjacent site incentive payment	\$0.00
11. Baseload incentive payment	\$0.00
12. Co-generation incentive payment	\$0.00
13. Alternative energy incentive payment	\$0.00
14. Total incentive payments (sum of Lines 10 through 13)	\$0.00
15. Spent nuclear fuel payment	\$0.00
16. Total Utility Aid – this is the utility aid payment listed on the front of the estimate (sum of Lines 9, 14 and 15)	\$30,735.82

Supplemental County and Municipal Aid

- Under state law, supplemental county and municipal aid paid to each county and municipality is determined by 2023 Wisconsin Act 12 (sec. 79.037, Wis. Stats.)
- For detailed information, review [county and municipal aid spreadsheet](#)

Supplemental County and Municipal Aid Calculation	
1. Prior year supplemental county and municipal aid	\$73,994.60
2. Increase due to sales tax revenue including adjustments (district changes)	\$1,701.88
3. Total Supplemental County and Municipal Aid (sum of Lines 1 and 2)	\$75,696.48

Expenditure Restraint Incentive Program

- Only municipalities are eligible to receive Expenditure Restraint Incentive Program (ERIP) payments
- Under state law, in 2025, each municipality will receive a payment that is equal to the amount of the payment received by the municipality in 2024 (sec. 79.05(4), Wis. Stats., from 2023 WI Act 12 – notwithstanding subs. (2) and (3))

Contact Information

If you have questions, contact us at lgs@wisconsin.gov, (608) 266-8618 or (608) 261-5167.



State of Wisconsin • DEPARTMENT OF REVENUE

DIVISION OF STATE AND LOCAL FINANCE • BUREAU OF LOCAL GOVERNMENT SERVICES • 2135 RIMROCK RD MADISON, WI 53713

Mailing Address:
PO Box 8971 #6-97
Madison WI 53708-8971
Fax: (608) 264-6887
lgs@wisconsin.gov

September 13, 2024

ANITA KRAUTKRAMER
VILLAGE OF MARATHON CITY
311 WALNUT ST, PO BOX 487
MARATHON CITY WI 54448

Notice of Shared Revenue – 2025 Original Estimate

Notice Information

The Wisconsin Department of Revenue (DOR) is providing the **estimated** shared revenue amounts your local government will receive in 2025 under current state law for county and municipal aid, supplemental county and municipal aid, utility aid and the expenditure restraint incentive program. This does not include adjustments, shown on the July and November payment notices.

District	VILLAGE OF MARATHON CITY	County	MARATHON	Co-muni code	37-151
-----------------	--------------------------	---------------	----------	---------------------	--------

Estimate Information

For an explanation of each aid payment listed below, review the additional information in this notice.

2025 Original Estimate	
1. County and municipal aid	\$102,162.51
2. Utility aid	\$10,717.96
3. Supplemental county and municipal aid	\$57,581.17
4. Expenditure restraint incentive program	\$10,854.05
5. Total Estimated 2025 Payments (sum of Lines 1-4)	\$181,315.69

Payment Information

Your local government will receive two distributions in 2025 :

- July 28, 2025: 15% of Line 1, 2, and 3 and 100% of Line 4 (*shown above*)
- November 17, 2025: balance of your 2025 aid payments

County and Municipal Aid

Under state law, the county and municipal aid paid to each county and municipality must be equal to the amount determined in 2012 (sec. 79.036, Wis. Stats.) and adjusted for fallen protective services insurance reimbursement (sec. 79.036(4), Wis. Stats.).

County and Municipal Aid Calculation	
1. Prior year county and municipal aid	\$99,872.82
2. Increase due to sales tax revenue, including adjustments (<i>district changes</i>)	\$2,297.07
3. Fallen protective services insurance adjustment	-\$7.38
4. Fallen protective services insurance reimbursement (<i>reported to DOR</i>)	\$0.00
5. Total County and Municipal Aid (sum of Lines 1-4)	\$102,162.51

Utility Aid

- Under state law, utility aid is distributed to each county and municipality where tax-exempt utility property is located (sec. 79.04, Wis. Stats.)
- Utility companies report utility property information to DOR annually
- DOR uses the provided information to accurately calculate utility aid (*shown below*)

Utility Aid Calculation	
1. Net book value, <i>as of December 31, 2024 (including expected additions/retirements)</i>	\$1,786,326.00
2. Total net book value payment	\$10,717.96
3. Minimum payment	\$0.00
4. Megawatt capacity	0.0
5. Megawatt capacity payment	\$0.00
6. Closed/decommissioned production plant (phased down) payment	\$0.00
7. Subtotal (<i>sum of Lines 2, 3, 5 and 6</i>)	\$10,717.96
8. Population cap	\$661,300.00
9. Adjusted subtotal (<i>lesser of Line 7 or Line 8</i>)	\$10,717.96
10. Adjacent site incentive payment	\$0.00
11. Baseload incentive payment	\$0.00
12. Co-generation incentive payment	\$0.00
13. Alternative energy incentive payment	\$0.00
14. Total incentive payments (<i>sum of Lines 10 through 13</i>)	\$0.00
15. Spent nuclear fuel payment	\$0.00
16. Total Utility Aid – this is the utility aid payment listed on the front of the estimate (<i>sum of Lines 9, 14 and 15</i>)	\$10,717.96

Supplemental County and Municipal Aid

- Under state law, supplemental county and municipal aid paid to each county and municipality is determined by 2023 Wisconsin Act 12 (sec. 79.037, Wis. Stats.)
- For detailed information, review [county and municipal aid spreadsheet](#)

Supplemental County and Municipal Aid Calculation	
1. Prior year supplemental county and municipal aid	\$56,286.58
2. Increase due to sales tax revenue including adjustments (<i>district changes</i>)	\$1,294.59
3. Total Supplemental County and Municipal Aid (<i>sum of Lines 1 and 2</i>)	\$57,581.17

Expenditure Restraint Incentive Program

- Only municipalities are eligible to receive Expenditure Restraint Incentive Program (ERIP) payments
- Under state law, in 2025, each municipality will receive a payment that is equal to the amount of the payment received by the municipality in 2024 (sec. 79.05(4), Wis. Stats., from 2023 WI Act 12 – notwithstanding subs. (2) and (3))

Contact Information

If you have questions, contact us at lgs@wisconsin.gov, (608) 266-8618 or (608) 261-5167.



State of Wisconsin • DEPARTMENT OF REVENUE

DIVISION OF STATE AND LOCAL FINANCE • BUREAU OF LOCAL GOVERNMENT SERVICES • 2135 RIMROCK RD MADISON, WI 53713

Mailing Address:
PO Box 8971 #6-97
Madison WI 53708-8971
Fax: (608) 264-6887
lgs@wisconsin.gov

September 13, 2024

LYNNAE KOLDEN
VILLAGE OF RIB MOUNTAIN
227800 SNOWBIRD AVE
RIB MOUNTAIN WI 54401-5828

Notice of Shared Revenue – 2025 Original Estimate

Notice Information

The Wisconsin Department of Revenue (DOR) is providing the **estimated** shared revenue amounts your local government will receive in 2025 under current state law for county and municipal aid, supplemental county and municipal aid, utility aid and the expenditure restraint incentive program. This does not include adjustments, shown on the July and November payment notices.

District	VILLAGE OF RIB MOUNTAIN	County	MARATHON	Co-muni code	37-168
-----------------	-------------------------	---------------	----------	---------------------	--------

Estimate Information

For an explanation of each aid payment listed below, review the additional information in this notice.

2025 Original Estimate	
1. County and municipal aid	\$90,250.88
2. Utility aid	\$0.00
3. Supplemental county and municipal aid	\$196,696.97
4. Expenditure restraint incentive program	\$0.00
5. Total Estimated 2025 Payments (sum of Lines 1-4)	\$286,947.85

Payment Information

Your local government will receive two distributions in 2025 :

- July 28, 2025: 15% of Line 1, 2, and 3 and 100% of Line 4 (*shown above*)
- November 17, 2025: balance of your 2025 aid payments

County and Municipal Aid

Under state law, the county and municipal aid paid to each county and municipality must be equal to the amount determined in 2012 (sec. 79.036, Wis. Stats.) and adjusted for fallen protective services insurance reimbursement (sec. 79.036(4), Wis. Stats.).

County and Municipal Aid Calculation	
1. Prior year county and municipal aid	\$88,228.15
2. Increase due to sales tax revenue, including adjustments (<i>district changes</i>)	\$2,029.25
3. Fallen protective services insurance adjustment	-\$6.52
4. Fallen protective services insurance reimbursement (<i>reported to DOR</i>)	\$0.00
5. Total County and Municipal Aid (sum of Lines 1-4)	\$90,250.88

Utility Aid

- Under state law, utility aid is distributed to each county and municipality where tax-exempt utility property is located (sec. 79.04, Wis. Stats.)
- Utility companies report utility property information to DOR annually
- DOR uses the provided information to accurately calculate utility aid (*shown below*)

Utility Aid Calculation	
1. Net book value, <i>as of December 31, 2024 (including expected additions/retirements)</i>	\$0.00
2. Total net book value payment	\$0.00
3. Minimum payment	\$0.00
4. Megawatt capacity	0.0
5. Megawatt capacity payment	\$0.00
6. Closed/decommissioned production plant (phased down) payment	\$0.00
7. Subtotal (<i>sum of Lines 2, 3, 5 and 6</i>)	\$0.00
8. Population cap	\$3,125,450.00
9. Adjusted subtotal (<i>lesser of Line 7 or Line 8</i>)	\$0.00
10. Adjacent site incentive payment	\$0.00
11. Baseload incentive payment	\$0.00
12. Co-generation incentive payment	\$0.00
13. Alternative energy incentive payment	\$0.00
14. Total incentive payments (<i>sum of Lines 10 through 13</i>)	\$0.00
15. Spent nuclear fuel payment	\$0.00
16. Total Utility Aid – this is the utility aid payment listed on the front of the estimate (<i>sum of Lines 9, 14 and 15</i>)	\$0.00

Supplemental County and Municipal Aid

- Under state law, supplemental county and municipal aid paid to each county and municipality is determined by 2023 Wisconsin Act 12 (sec. 79.037, Wis. Stats.)
- For detailed information, review [county and municipal aid spreadsheet](#)

Supplemental County and Municipal Aid Calculation	
1. Prior year supplemental county and municipal aid	\$192,274.65
2. Increase due to sales tax revenue including adjustments (<i>district changes</i>)	\$4,422.32
3. Total Supplemental County and Municipal Aid (<i>sum of Lines 1 and 2</i>)	\$196,696.97

Expenditure Restraint Incentive Program

- Only municipalities are eligible to receive Expenditure Restraint Incentive Program (ERIP) payments
- Under state law, in 2025, each municipality will receive a payment that is equal to the amount of the payment received by the municipality in 2024 (sec. 79.05(4), Wis. Stats., from 2023 WI Act 12 – notwithstanding subs. (2) and (3))

Contact Information

If you have questions, contact us at lgs@wisconsin.gov, (608) 266-8618 or (608) 261-5167.



State of Wisconsin • DEPARTMENT OF REVENUE

DIVISION OF STATE AND LOCAL FINANCE • BUREAU OF LOCAL GOVERNMENT SERVICES • 2135 RIMROCK RD MADISON, WI 53713

Mailing Address:
PO Box 8971 #6-97
Madison WI 53708-8971
Fax: (608) 264-6887
lgs@wisconsin.gov

September 13, 2024

ELIZABETH FELKNER
VILLAGE OF ROTHSCHILD
211 GRAND AVE
ROTHSCHILD WI 54474

Notice of Shared Revenue – 2025 Original Estimate

Notice Information

The Wisconsin Department of Revenue (DOR) is providing the **estimated** shared revenue amounts your local government will receive in 2025 under current state law for county and municipal aid, supplemental county and municipal aid, utility aid and the expenditure restraint incentive program. This does not include adjustments, shown on the July and November payment notices.

District	VILLAGE OF ROTHSCHILD	County	MARATHON	Co-muni code	37-176
-----------------	-----------------------	---------------	----------	---------------------	--------

Estimate Information

For an explanation of each aid payment listed below, review the additional information in this notice.

2025 Original Estimate	
1. County and municipal aid	\$204,855.85
2. Utility aid	\$1,276,787.53
3. Supplemental county and municipal aid	\$155,921.27
4. Expenditure restraint incentive program	\$53,735.43
5. Total Estimated 2025 Payments (sum of Lines 1-4)	\$1,691,300.08

Payment Information

Your local government will receive two distributions in 2025 :

- July 28, 2025: 15% of Line 1, 2, and 3 and 100% of Line 4 (*shown above*)
- November 17, 2025: balance of your 2025 aid payments

County and Municipal Aid

Under state law, the county and municipal aid paid to each county and municipality must be equal to the amount determined in 2012 (sec. 79.036, Wis. Stats.) and adjusted for fallen protective services insurance reimbursement (sec. 79.036(4), Wis. Stats.).

County and Municipal Aid Calculation	
1. Prior year county and municipal aid	\$200,264.57
2. Increase due to sales tax revenue, including adjustments (<i>district changes</i>)	\$4,606.08
3. Fallen protective services insurance adjustment	-\$14.80
4. Fallen protective services insurance reimbursement (<i>reported to DOR</i>)	\$0.00
5. Total County and Municipal Aid (sum of Lines 1-4)	\$204,855.85

Utility Aid

- Under state law, utility aid is distributed to each county and municipality where tax-exempt utility property is located (sec. 79.04, Wis. Stats.)
- Utility companies report utility property information to DOR annually
- DOR uses the provided information to accurately calculate utility aid (*shown below*)

Utility Aid Calculation	
1. Net book value, <i>as of December 31, 2024 (including expected additions/retirements)</i>	\$6,186,819.00
2. Total net book value payment	\$37,120.91
3. Minimum payment	\$0.00
4. Megawatt capacity	637.7
5. Megawatt capacity payment	\$850,266.62
6. Closed/decommissioned production plant (phased down) payment	\$0.00
7. Subtotal (<i>sum of Lines 2, 3, 5 and 6</i>)	\$887,387.53
8. Population cap	\$2,418,675.00
9. Adjusted subtotal (<i>lesser of Line 7 or Line 8</i>)	\$887,387.53
10. Adjacent site incentive payment	\$161,820.00
11. Baseload incentive payment	\$142,080.00
12. Co-generation incentive payment	\$0.00
13. Alternative energy incentive payment	\$85,500.00
14. Total incentive payments (<i>sum of Lines 10 through 13</i>)	\$389,400.00
15. Spent nuclear fuel payment	\$0.00
16. Total Utility Aid – this is the utility aid payment listed on the front of the estimate (<i>sum of Lines 9, 14 and 15</i>)	\$1,276,787.53

Supplemental County and Municipal Aid

- Under state law, supplemental county and municipal aid paid to each county and municipality is determined by 2023 Wisconsin Act 12 (sec. 79.037, Wis. Stats.)
- For detailed information, review [county and municipal aid spreadsheet](#)

Supplemental County and Municipal Aid Calculation	
1. Prior year supplemental county and municipal aid	\$152,415.71
2. Increase due to sales tax revenue including adjustments (<i>district changes</i>)	\$3,505.56
3. Total Supplemental County and Municipal Aid (<i>sum of Lines 1 and 2</i>)	\$155,921.27

Expenditure Restraint Incentive Program

- Only municipalities are eligible to receive Expenditure Restraint Incentive Program (ERIP) payments
- Under state law, in 2025, each municipality will receive a payment that is equal to the amount of the payment received by the municipality in 2024 (sec. 79.05(4), Wis. Stats., from 2023 WI Act 12 – notwithstanding subs. (2) and (3))

Contact Information

If you have questions, contact us at lgs@wisconsin.gov, (608) 266-8618 or (608) 261-5167.



State of Wisconsin • DEPARTMENT OF REVENUE

DIVISION OF STATE AND LOCAL FINANCE • BUREAU OF LOCAL GOVERNMENT SERVICES • 2135 RIMROCK RD MADISON, WI 53713

Mailing Address:
PO Box 8971 #6-97
Madison WI 53708-8971
Fax: (608) 264-6887
lgs@wisconsin.gov

September 13, 2024

CHRIS HELGESTAD
VILLAGE OF SPENCER
PO BOX 360
SPENCER WI 54479-0360

Notice of Shared Revenue – 2025 Original Estimate

Notice Information

The Wisconsin Department of Revenue (DOR) is providing the **estimated** shared revenue amounts your local government will receive in 2025 under current state law for county and municipal aid, supplemental county and municipal aid, utility aid and the expenditure restraint incentive program. This does not include adjustments, shown on the July and November payment notices.

District	VILLAGE OF SPENCER	County	MARATHON	Co-muni code	37-181
-----------------	--------------------	---------------	----------	---------------------	--------

Estimate Information

For an explanation of each aid payment listed below, review the additional information in this notice.

2025 Original Estimate	
1. County and municipal aid	\$529,263.56
2. Utility aid	\$0.00
3. Supplemental county and municipal aid	\$105,868.62
4. Expenditure restraint incentive program	\$9,084.29
5. Total Estimated 2025 Payments (sum of Lines 1-4)	\$644,216.47

Payment Information

Your local government will receive two distributions in 2025 :

- July 28, 2025: 15% of Line 1, 2, and 3 and 100% of Line 4 (*shown above*)
- November 17, 2025: balance of your 2025 aid payments

County and Municipal Aid

Under state law, the county and municipal aid paid to each county and municipality must be equal to the amount determined in 2012 (sec. 79.036, Wis. Stats.) and adjusted for fallen protective services insurance reimbursement (sec. 79.036(4), Wis. Stats.).

County and Municipal Aid Calculation	
1. Prior year county and municipal aid	\$517,401.56
2. Increase due to sales tax revenue, including adjustments (<i>district changes</i>)	\$11,900.24
3. Fallen protective services insurance adjustment	-\$38.24
4. Fallen protective services insurance reimbursement (<i>reported to DOR</i>)	\$0.00
5. Total County and Municipal Aid (sum of Lines 1-4)	\$529,263.56

Utility Aid

- Under state law, utility aid is distributed to each county and municipality where tax-exempt utility property is located (sec. 79.04, Wis. Stats.)
- Utility companies report utility property information to DOR annually
- DOR uses the provided information to accurately calculate utility aid (*shown below*)

Utility Aid Calculation	
1. Net book value, <i>as of December 31, 2024 (including expected additions/retirements)</i>	\$0.00
2. Total net book value payment	\$0.00
3. Minimum payment	\$0.00
4. Megawatt capacity	0.0
5. Megawatt capacity payment	\$0.00
6. Closed/decommissioned production plant (phased down) payment	\$0.00
7. Subtotal (<i>sum of Lines 2, 3, 5 and 6</i>)	\$0.00
8. Population cap	\$769,675.00
9. Adjusted subtotal (<i>lesser of Line 7 or Line 8</i>)	\$0.00
10. Adjacent site incentive payment	\$0.00
11. Baseload incentive payment	\$0.00
12. Co-generation incentive payment	\$0.00
13. Alternative energy incentive payment	\$0.00
14. Total incentive payments (<i>sum of Lines 10 through 13</i>)	\$0.00
15. Spent nuclear fuel payment	\$0.00
16. Total Utility Aid – this is the utility aid payment listed on the front of the estimate (<i>sum of Lines 9, 14 and 15</i>)	\$0.00

Supplemental County and Municipal Aid

- Under state law, supplemental county and municipal aid paid to each county and municipality is determined by 2023 Wisconsin Act 12 (sec. 79.037, Wis. Stats.)
- For detailed information, review [county and municipal aid spreadsheet](#)

Supplemental County and Municipal Aid Calculation	
1. Prior year supplemental county and municipal aid	\$103,488.39
2. Increase due to sales tax revenue including adjustments (<i>district changes</i>)	\$2,380.23
3. Total Supplemental County and Municipal Aid (<i>sum of Lines 1 and 2</i>)	\$105,868.62

Expenditure Restraint Incentive Program

- Only municipalities are eligible to receive Expenditure Restraint Incentive Program (ERIP) payments
- Under state law, in 2025, each municipality will receive a payment that is equal to the amount of the payment received by the municipality in 2024 (sec. 79.05(4), Wis. Stats., from 2023 WI Act 12 – notwithstanding subs. (2) and (3))

Contact Information

If you have questions, contact us at lgs@wisconsin.gov, (608) 266-8618 or (608) 261-5167.



State of Wisconsin • DEPARTMENT OF REVENUE

DIVISION OF STATE AND LOCAL FINANCE • BUREAU OF LOCAL GOVERNMENT SERVICES • 2135 RIMROCK RD MADISON, WI 53713

Mailing Address:
PO Box 8971 #6-97
Madison WI 53708-8971
Fax: (608) 264-6887
lgs@wisconsin.gov

September 13, 2024

JAMIE HEINDL
VILLAGE OF STRATFORD
PO BOX 12
STRATFORD WI 54484-0012

Notice of Shared Revenue – 2025 Original Estimate

Notice Information

The Wisconsin Department of Revenue (DOR) is providing the **estimated** shared revenue amounts your local government will receive in 2025 under current state law for county and municipal aid, supplemental county and municipal aid, utility aid and the expenditure restraint incentive program. This does not include adjustments, shown on the July and November payment notices.

District	VILLAGE OF STRATFORD	County	MARATHON	Co-muni code	37-182
-----------------	----------------------	---------------	----------	---------------------	--------

Estimate Information

For an explanation of each aid payment listed below, review the additional information in this notice.

2025 Original Estimate	
1. County and municipal aid	\$386,809.61
2. Utility aid	\$28,001.52
3. Supplemental county and municipal aid	\$77,373.55
4. Expenditure restraint incentive program	\$0.00
5. Total Estimated 2025 Payments (sum of Lines 1-4)	\$492,184.68

Payment Information

Your local government will receive two distributions in 2025 :

- July 28, 2025: 15% of Line 1, 2, and 3 and 100% of Line 4 (*shown above*)
- November 17, 2025: balance of your 2025 aid payments

County and Municipal Aid

Under state law, the county and municipal aid paid to each county and municipality must be equal to the amount determined in 2012 (sec. 79.036, Wis. Stats.) and adjusted for fallen protective services insurance reimbursement (sec. 79.036(4), Wis. Stats.).

County and Municipal Aid Calculation	
1. Prior year county and municipal aid	\$378,140.33
2. Increase due to sales tax revenue, including adjustments (<i>district changes</i>)	\$8,697.23
3. Fallen protective services insurance adjustment	-\$27.95
4. Fallen protective services insurance reimbursement (<i>reported to DOR</i>)	\$0.00
5. Total County and Municipal Aid (sum of Lines 1-4)	\$386,809.61

Utility Aid

- Under state law, utility aid is distributed to each county and municipality where tax-exempt utility property is located (sec. 79.04, Wis. Stats.)
- Utility companies report utility property information to DOR annually
- DOR uses the provided information to accurately calculate utility aid (*shown below*)

Utility Aid Calculation	
1. Net book value, <i>as of December 31, 2024 (including expected additions/retirements)</i>	\$4,666,920.00
2. Total net book value payment	\$28,001.52
3. Minimum payment	\$0.00
4. Megawatt capacity	0.0
5. Megawatt capacity payment	\$0.00
6. Closed/decommissioned production plant (phased down) payment	\$0.00
7. Subtotal (<i>sum of Lines 2, 3, 5 and 6</i>)	\$28,001.52
8. Population cap	\$704,225.00
9. Adjusted subtotal (<i>lesser of Line 7 or Line 8</i>)	\$28,001.52
10. Adjacent site incentive payment	\$0.00
11. Baseload incentive payment	\$0.00
12. Co-generation incentive payment	\$0.00
13. Alternative energy incentive payment	\$0.00
14. Total incentive payments (<i>sum of Lines 10 through 13</i>)	\$0.00
15. Spent nuclear fuel payment	\$0.00
16. Total Utility Aid – this is the utility aid payment listed on the front of the estimate (<i>sum of Lines 9, 14 and 15</i>)	\$28,001.52

Supplemental County and Municipal Aid

- Under state law, supplemental county and municipal aid paid to each county and municipality is determined by 2023 Wisconsin Act 12 (sec. 79.037, Wis. Stats.)
- For detailed information, review [county and municipal aid spreadsheet](#)

Supplemental County and Municipal Aid Calculation	
1. Prior year supplemental county and municipal aid	\$75,633.97
2. Increase due to sales tax revenue including adjustments (<i>district changes</i>)	\$1,739.58
3. Total Supplemental County and Municipal Aid (<i>sum of Lines 1 and 2</i>)	\$77,373.55

Expenditure Restraint Incentive Program

- Only municipalities are eligible to receive Expenditure Restraint Incentive Program (ERIP) payments
- Under state law, in 2025, each municipality will receive a payment that is equal to the amount of the payment received by the municipality in 2024 (sec. 79.05(4), Wis. Stats., from 2023 WI Act 12 – notwithstanding subs. (2) and (3))

Contact Information

If you have questions, contact us at lgs@wisconsin.gov, (608) 266-8618 or (608) 261-5167.



State of Wisconsin • DEPARTMENT OF REVENUE

DIVISION OF STATE AND LOCAL FINANCE • BUREAU OF LOCAL GOVERNMENT SERVICES • 2135 RIMROCK RD MADISON, WI 53713

Mailing Address:
PO Box 8971 #6-97
Madison WI 53708-8971
Fax: (608) 264-6887
lgs@wisconsin.gov

September 13, 2024

HEIDI MALDONIS
VILLAGE OF UNITY
PO BOX 47
UNITY WI 54488-0047

Notice of Shared Revenue – 2025 Original Estimate

Notice Information

The Wisconsin Department of Revenue (DOR) is providing the **estimated** shared revenue amounts your local government will receive in 2025 under current state law for county and municipal aid, supplemental county and municipal aid, utility aid and the expenditure restraint incentive program. This does not include adjustments, shown on the July and November payment notices.

District	VILLAGE OF UNITY	County	MARATHON	Co-muni code	37-186
-----------------	------------------	---------------	----------	---------------------	--------

Estimate Information

For an explanation of each aid payment listed below, review the additional information in this notice.

2025 Original Estimate	
1. County and municipal aid	\$87,574.52
2. Utility aid	\$0.00
3. Supplemental county and municipal aid	\$37,275.91
4. Expenditure restraint incentive program	\$0.00
5. Total Estimated 2025 Payments (sum of Lines 1-4)	\$124,850.43

Payment Information

Your local government will receive two distributions in 2025 :

- July 28, 2025: 15% of Line 1, 2, and 3 and 100% of Line 4 (*shown above*)
- November 17, 2025: balance of your 2025 aid payments

County and Municipal Aid

Under state law, the county and municipal aid paid to each county and municipality must be equal to the amount determined in 2012 (sec. 79.036, Wis. Stats.) and adjusted for fallen protective services insurance reimbursement (sec. 79.036(4), Wis. Stats.).

County and Municipal Aid Calculation	
1. Prior year county and municipal aid	\$85,611.78
2. Increase due to sales tax revenue, including adjustments (<i>district changes</i>)	\$1,969.07
3. Fallen protective services insurance adjustment	-\$6.33
4. Fallen protective services insurance reimbursement (<i>reported to DOR</i>)	\$0.00
5. Total County and Municipal Aid (sum of Lines 1-4)	\$87,574.52

Utility Aid

- Under state law, utility aid is distributed to each county and municipality where tax-exempt utility property is located (sec. 79.04, Wis. Stats.)
- Utility companies report utility property information to DOR annually
- DOR uses the provided information to accurately calculate utility aid (*shown below*)

Utility Aid Calculation	
1. Net book value, <i>as of December 31, 2024 (including expected additions/retirements)</i>	\$0.00
2. Total net book value payment	\$0.00
3. Minimum payment	\$0.00
4. Megawatt capacity	0.0
5. Megawatt capacity payment	\$0.00
6. Closed/decommissioned production plant (phased down) payment	\$0.00
7. Subtotal (<i>sum of Lines 2, 3, 5 and 6</i>)	\$0.00
8. Population cap	\$160,225.00
9. Adjusted subtotal (<i>lesser of Line 7 or Line 8</i>)	\$0.00
10. Adjacent site incentive payment	\$0.00
11. Baseload incentive payment	\$0.00
12. Co-generation incentive payment	\$0.00
13. Alternative energy incentive payment	\$0.00
14. Total incentive payments (<i>sum of Lines 10 through 13</i>)	\$0.00
15. Spent nuclear fuel payment	\$0.00
16. Total Utility Aid – this is the utility aid payment listed on the front of the estimate (<i>sum of Lines 9, 14 and 15</i>)	\$0.00

Supplemental County and Municipal Aid

- Under state law, supplemental county and municipal aid paid to each county and municipality is determined by 2023 Wisconsin Act 12 (sec. 79.037, Wis. Stats.)
- For detailed information, review [county and municipal aid spreadsheet](#)

Supplemental County and Municipal Aid Calculation	
1. Prior year supplemental county and municipal aid	\$36,437.84
2. Increase due to sales tax revenue including adjustments (<i>district changes</i>)	\$838.07
3. Total Supplemental County and Municipal Aid (<i>sum of Lines 1 and 2</i>)	\$37,275.91

Expenditure Restraint Incentive Program

- Only municipalities are eligible to receive Expenditure Restraint Incentive Program (ERIP) payments
- Under state law, in 2025, each municipality will receive a payment that is equal to the amount of the payment received by the municipality in 2024 (sec. 79.05(4), Wis. Stats., from 2023 WI Act 12 – notwithstanding subs. (2) and (3))

Contact Information

If you have questions, contact us at lgs@wisconsin.gov, (608) 266-8618 or (608) 261-5167.



State of Wisconsin • DEPARTMENT OF REVENUE

DIVISION OF STATE AND LOCAL FINANCE • BUREAU OF LOCAL GOVERNMENT SERVICES • 2135 RIMROCK RD MADISON, WI 53713

Mailing Address:
PO Box 8971 #6-97
Madison WI 53708-8971
Fax: (608) 264-6887
lgs@wisconsin.gov

September 13, 2024

PAMELA BREHM
VILLAGE OF WESTON
4747 CAMP PHILLIPS RD
WESTON WI 54476-4333

Notice of Shared Revenue – 2025 Original Estimate

Notice Information

The Wisconsin Department of Revenue (DOR) is providing the **estimated** shared revenue amounts your local government will receive in 2025 under current state law for county and municipal aid, supplemental county and municipal aid, utility aid and the expenditure restraint incentive program. This does not include adjustments, shown on the July and November payment notices.

District	VILLAGE OF WESTON	County	MARATHON	Co-muni code	37-192
-----------------	-------------------	---------------	----------	---------------------	--------

Estimate Information

For an explanation of each aid payment listed below, review the additional information in this notice.

2025 Original Estimate	
1. County and municipal aid	\$1,068,749.65
2. Utility aid	\$14,345.57
3. Supplemental county and municipal aid	\$390,743.34
4. Expenditure restraint incentive program	\$115,481.49
5. Total Estimated 2025 Payments (sum of Lines 1-4)	\$1,589,320.05

Payment Information

Your local government will receive two distributions in 2025 :

- July 28, 2025: 15% of Line 1, 2, and 3 and 100% of Line 4 (*shown above*)
- November 17, 2025: balance of your 2025 aid payments

County and Municipal Aid

Under state law, the county and municipal aid paid to each county and municipality must be equal to the amount determined in 2012 (sec. 79.036, Wis. Stats.) and adjusted for fallen protective services insurance reimbursement (sec. 79.036(4), Wis. Stats.).

County and Municipal Aid Calculation	
1. Prior year county and municipal aid	\$1,044,796.55
2. Increase due to sales tax revenue, including adjustments (<i>district changes</i>)	\$24,030.32
3. Fallen protective services insurance adjustment	-\$77.22
4. Fallen protective services insurance reimbursement (<i>reported to DOR</i>)	\$0.00
5. Total County and Municipal Aid (sum of Lines 1-4)	\$1,068,749.65

Utility Aid

- Under state law, utility aid is distributed to each county and municipality where tax-exempt utility property is located (sec. 79.04, Wis. Stats.)
- Utility companies report utility property information to DOR annually
- DOR uses the provided information to accurately calculate utility aid (*shown below*)

Utility Aid Calculation	
1. Net book value, <i>as of December 31, 2024 (including expected additions/retirements)</i>	\$2,390,929.00
2. Total net book value payment	\$14,345.57
3. Minimum payment	\$0.00
4. Megawatt capacity	0.0
5. Megawatt capacity payment	\$0.00
6. Closed/decommissioned production plant (phased down) payment	\$0.00
7. Subtotal (<i>sum of Lines 2, 3, 5 and 6</i>)	\$14,345.57
8. Population cap	\$6,821,250.00
9. Adjusted subtotal (<i>lesser of Line 7 or Line 8</i>)	\$14,345.57
10. Adjacent site incentive payment	\$0.00
11. Baseload incentive payment	\$0.00
12. Co-generation incentive payment	\$0.00
13. Alternative energy incentive payment	\$0.00
14. Total incentive payments (<i>sum of Lines 10 through 13</i>)	\$0.00
15. Spent nuclear fuel payment	\$0.00
16. Total Utility Aid – this is the utility aid payment listed on the front of the estimate (<i>sum of Lines 9, 14 and 15</i>)	\$14,345.57

Supplemental County and Municipal Aid

- Under state law, supplemental county and municipal aid paid to each county and municipality is determined by 2023 Wisconsin Act 12 (sec. 79.037, Wis. Stats.)
- For detailed information, review [county and municipal aid spreadsheet](#)

Supplemental County and Municipal Aid Calculation	
1. Prior year supplemental county and municipal aid	\$381,958.30
2. Increase due to sales tax revenue including adjustments (<i>district changes</i>)	\$8,785.04
3. Total Supplemental County and Municipal Aid (<i>sum of Lines 1 and 2</i>)	\$390,743.34

Expenditure Restraint Incentive Program

- Only municipalities are eligible to receive Expenditure Restraint Incentive Program (ERIP) payments
- Under state law, in 2025, each municipality will receive a payment that is equal to the amount of the payment received by the municipality in 2024 (sec. 79.05(4), Wis. Stats., from 2023 WI Act 12 – notwithstanding subs. (2) and (3))

Contact Information

If you have questions, contact us at lgs@wisconsin.gov, (608) 266-8618 or (608) 261-5167.



State of Wisconsin • DEPARTMENT OF REVENUE

DIVISION OF STATE AND LOCAL FINANCE • BUREAU OF LOCAL GOVERNMENT SERVICES • 2135 RIMROCK RD MADISON, WI 53713

Mailing Address:
PO Box 8971 #6-97
Madison WI 53708-8971
Fax: (608) 264-6887
lgs@wisconsin.gov

September 13, 2024

BRUCE JAMROZ
CITY OF MOSINEE
225 MAIN ST
MOSINEE WI 54555-1443

Notice of Shared Revenue – 2025 Original Estimate

Notice Information

The Wisconsin Department of Revenue (DOR) is providing the **estimated** shared revenue amounts your local government will receive in 2025 under current state law for county and municipal aid, supplemental county and municipal aid, utility aid and the expenditure restraint incentive program. This does not include adjustments, shown on the July and November payment notices.

District	CITY OF MOSINEE	County	MARATHON	Co-muni code	37-251
-----------------	-----------------	---------------	----------	---------------------	--------

Estimate Information

For an explanation of each aid payment listed below, review the additional information in this notice.

2025 Original Estimate	
1. County and municipal aid	\$512,272.77
2. Utility aid	\$6,390.89
3. Supplemental county and municipal aid	\$107,785.20
4. Expenditure restraint incentive program	\$18,351.80
5. Total Estimated 2025 Payments (sum of Lines 1-4)	\$644,800.66

Payment Information

Your local government will receive two distributions in 2025 :

- July 28, 2025: 15% of Line 1, 2, and 3 and 100% of Line 4 (*shown above*)
- November 17, 2025: balance of your 2025 aid payments

County and Municipal Aid

Under state law, the county and municipal aid paid to each county and municipality must be equal to the amount determined in 2012 (sec. 79.036, Wis. Stats.) and adjusted for fallen protective services insurance reimbursement (sec. 79.036(4), Wis. Stats.).

County and Municipal Aid Calculation	
1. Prior year county and municipal aid	\$500,791.57
2. Increase due to sales tax revenue, including adjustments (<i>district changes</i>)	\$11,518.21
3. Fallen protective services insurance adjustment	-\$37.01
4. Fallen protective services insurance reimbursement (<i>reported to DOR</i>)	\$0.00
5. Total County and Municipal Aid (sum of Lines 1-4)	\$512,272.77

Utility Aid

- Under state law, utility aid is distributed to each county and municipality where tax-exempt utility property is located (sec. 79.04, Wis. Stats.)
- Utility companies report utility property information to DOR annually
- DOR uses the provided information to accurately calculate utility aid (*shown below*)

Utility Aid Calculation	
1. Net book value, <i>as of December 31, 2024 (including expected additions/retirements)</i>	\$1,065,149.00
2. Total net book value payment	\$6,390.89
3. Minimum payment	\$0.00
4. Megawatt capacity	0.0
5. Megawatt capacity payment	\$0.00
6. Closed/decommissioned production plant (phased down) payment	\$0.00
7. Subtotal (<i>sum of Lines 2, 3, 5 and 6</i>)	\$6,390.89
8. Population cap	\$1,954,575.00
9. Adjusted subtotal (<i>lesser of Line 7 or Line 8</i>)	\$6,390.89
10. Adjacent site incentive payment	\$0.00
11. Baseload incentive payment	\$0.00
12. Co-generation incentive payment	\$0.00
13. Alternative energy incentive payment	\$0.00
14. Total incentive payments (<i>sum of Lines 10 through 13</i>)	\$0.00
15. Spent nuclear fuel payment	\$0.00
16. Total Utility Aid – this is the utility aid payment listed on the front of the estimate (<i>sum of Lines 9, 14 and 15</i>)	\$6,390.89

Supplemental County and Municipal Aid

- Under state law, supplemental county and municipal aid paid to each county and municipality is determined by 2023 Wisconsin Act 12 (sec. 79.037, Wis. Stats.)
- For detailed information, review [county and municipal aid spreadsheet](#)

Supplemental County and Municipal Aid Calculation	
1. Prior year supplemental county and municipal aid	\$105,361.88
2. Increase due to sales tax revenue including adjustments (<i>district changes</i>)	\$2,423.32
3. Total Supplemental County and Municipal Aid (<i>sum of Lines 1 and 2</i>)	\$107,785.20

Expenditure Restraint Incentive Program

- Only municipalities are eligible to receive Expenditure Restraint Incentive Program (ERIP) payments
- Under state law, in 2025, each municipality will receive a payment that is equal to the amount of the payment received by the municipality in 2024 (sec. 79.05(4), Wis. Stats., from 2023 WI Act 12 – notwithstanding subs. (2) and (3))

Contact Information

If you have questions, contact us at lgs@wisconsin.gov, (608) 266-8618 or (608) 261-5167.



State of Wisconsin • DEPARTMENT OF REVENUE

DIVISION OF STATE AND LOCAL FINANCE • BUREAU OF LOCAL GOVERNMENT SERVICES • 2135 RIMROCK RD MADISON, WI 53713

Mailing Address:
PO Box 8971 #6-97
Madison WI 53708-8971
Fax: (608) 264-6887
lgs@wisconsin.gov

September 13, 2024

PAULA BRUMMOND
CITY OF SCHOFIELD
351 ALDERSON ST
SCHOFIELD WI 54476

Notice of Shared Revenue – 2025 Original Estimate

Notice Information

The Wisconsin Department of Revenue (DOR) is providing the **estimated** shared revenue amounts your local government will receive in 2025 under current state law for county and municipal aid, supplemental county and municipal aid, utility aid and the expenditure restraint incentive program. This does not include adjustments, shown on the July and November payment notices.

District	CITY OF SCHOFIELD	County	MARATHON	Co-muni code	37-281
-----------------	-------------------	---------------	----------	---------------------	--------

Estimate Information

For an explanation of each aid payment listed below, review the additional information in this notice.

2025 Original Estimate	
1. County and municipal aid	\$174,799.68
2. Utility aid	\$0.00
3. Supplemental county and municipal aid	\$69,540.65
4. Expenditure restraint incentive program	\$0.00
5. Total Estimated 2025 Payments (sum of Lines 1-4)	\$244,340.33

Payment Information

Your local government will receive two distributions in 2025 :

- July 28, 2025: 15% of Line 1, 2, and 3 and 100% of Line 4 (*shown above*)
- November 17, 2025: balance of your 2025 aid payments

County and Municipal Aid

Under state law, the county and municipal aid paid to each county and municipality must be equal to the amount determined in 2012 (sec. 79.036, Wis. Stats.) and adjusted for fallen protective services insurance reimbursement (sec. 79.036(4), Wis. Stats.).

County and Municipal Aid Calculation	
1. Prior year county and municipal aid	\$170,882.02
2. Increase due to sales tax revenue, including adjustments (<i>district changes</i>)	\$3,930.29
3. Fallen protective services insurance adjustment	-\$12.63
4. Fallen protective services insurance reimbursement (<i>reported to DOR</i>)	\$0.00
5. Total County and Municipal Aid (sum of Lines 1-4)	\$174,799.68

Utility Aid

- Under state law, utility aid is distributed to each county and municipality where tax-exempt utility property is located (sec. 79.04, Wis. Stats.)
- Utility companies report utility property information to DOR annually
- DOR uses the provided information to accurately calculate utility aid (*shown below*)

Utility Aid Calculation	
1. Net book value, <i>as of December 31, 2024 (including expected additions/retirements)</i>	\$0.00
2. Total net book value payment	\$0.00
3. Minimum payment	\$0.00
4. Megawatt capacity	0.0
5. Megawatt capacity payment	\$0.00
6. Closed/decommissioned production plant (phased down) payment	\$0.00
7. Subtotal (<i>sum of Lines 2, 3, 5 and 6</i>)	\$0.00
8. Population cap	\$965,600.00
9. Adjusted subtotal (<i>lesser of Line 7 or Line 8</i>)	\$0.00
10. Adjacent site incentive payment	\$0.00
11. Baseload incentive payment	\$0.00
12. Co-generation incentive payment	\$0.00
13. Alternative energy incentive payment	\$0.00
14. Total incentive payments (<i>sum of Lines 10 through 13</i>)	\$0.00
15. Spent nuclear fuel payment	\$0.00
16. Total Utility Aid – this is the utility aid payment listed on the front of the estimate (<i>sum of Lines 9, 14 and 15</i>)	\$0.00

Supplemental County and Municipal Aid

- Under state law, supplemental county and municipal aid paid to each county and municipality is determined by 2023 Wisconsin Act 12 (sec. 79.037, Wis. Stats.)
- For detailed information, review [county and municipal aid spreadsheet](#)

Supplemental County and Municipal Aid Calculation	
1. Prior year supplemental county and municipal aid	\$67,977.18
2. Increase due to sales tax revenue including adjustments (<i>district changes</i>)	\$1,563.47
3. Total Supplemental County and Municipal Aid (<i>sum of Lines 1 and 2</i>)	\$69,540.65

Expenditure Restraint Incentive Program

- Only municipalities are eligible to receive Expenditure Restraint Incentive Program (ERIP) payments
- Under state law, in 2025, each municipality will receive a payment that is equal to the amount of the payment received by the municipality in 2024 (sec. 79.05(4), Wis. Stats., from 2023 WI Act 12 – notwithstanding subs. (2) and (3))

Contact Information

If you have questions, contact us at lgs@wisconsin.gov, (608) 266-8618 or (608) 261-5167.



State of Wisconsin • DEPARTMENT OF REVENUE

DIVISION OF STATE AND LOCAL FINANCE • BUREAU OF LOCAL GOVERNMENT SERVICES • 2135 RIMROCK RD MADISON, WI 53713

Mailing Address:
PO Box 8971 #6-97
Madison WI 53708-8971
Fax: (608) 264-6887
lgs@wisconsin.gov

September 13, 2024

KAITLYN BERNARDE
CITY OF WAUSAU
407 GRANT ST
WAUSAU WI 54403-4737

Notice of Shared Revenue – 2025 Original Estimate

Notice Information

The Wisconsin Department of Revenue (DOR) is providing the **estimated** shared revenue amounts your local government will receive in 2025 under current state law for county and municipal aid, supplemental county and municipal aid, utility aid and the expenditure restraint incentive program. This does not include adjustments, shown on the July and November payment notices.

District	CITY OF WAUSAU	County	MARATHON	Co-muni code	37-291
-----------------	----------------	---------------	----------	---------------------	--------

Estimate Information

For an explanation of each aid payment listed below, review the additional information in this notice.

2025 Original Estimate	
1. County and municipal aid	\$4,046,594.27
2. Utility aid	\$100,856.26
3. Supplemental county and municipal aid	\$1,191,612.79
4. Expenditure restraint incentive program	\$1,180,687.07
5. Total Estimated 2025 Payments (sum of Lines 1-4)	\$6,519,750.39

Payment Information

Your local government will receive two distributions in 2025 :

- July 28, 2025: 15% of Line 1, 2, and 3 and 100% of Line 4 (*shown above*)
- November 17, 2025: balance of your 2025 aid payments

County and Municipal Aid

Under state law, the county and municipal aid paid to each county and municipality must be equal to the amount determined in 2012 (sec. 79.036, Wis. Stats.) and adjusted for fallen protective services insurance reimbursement (sec. 79.036(4), Wis. Stats.).

County and Municipal Aid Calculation	
1. Prior year county and municipal aid	\$3,955,900.91
2. Increase due to sales tax revenue, including adjustments (<i>district changes</i>)	\$90,985.72
3. Fallen protective services insurance adjustment	-\$292.36
4. Fallen protective services insurance reimbursement (<i>reported to DOR</i>)	\$0.00
5. Total County and Municipal Aid (sum of Lines 1-4)	\$4,046,594.27

Utility Aid

- Under state law, utility aid is distributed to each county and municipality where tax-exempt utility property is located (sec. 79.04, Wis. Stats.)
- Utility companies report utility property information to DOR annually
- DOR uses the provided information to accurately calculate utility aid (*shown below*)

Utility Aid Calculation	
1. Net book value, <i>as of December 31, 2024 (including expected additions/retirements)</i>	\$14,259,376.00
2. Total net book value payment	\$85,556.26
3. Minimum payment	\$0.00
4. Megawatt capacity	5.4
5. Megawatt capacity payment	\$7,200.00
6. Closed/decommissioned production plant (phased down) payment	\$0.00
7. Subtotal (<i>sum of Lines 2, 3, 5 and 6</i>)	\$92,756.26
8. Population cap	\$17,429,675.00
9. Adjusted subtotal (<i>lesser of Line 7 or Line 8</i>)	\$92,756.26
10. Adjacent site incentive payment	\$0.00
11. Baseload incentive payment	\$0.00
12. Co-generation incentive payment	\$0.00
13. Alternative energy incentive payment	\$8,100.00
14. Total incentive payments (<i>sum of Lines 10 through 13</i>)	\$8,100.00
15. Spent nuclear fuel payment	\$0.00
16. Total Utility Aid – this is the utility aid payment listed on the front of the estimate (<i>sum of Lines 9, 14 and 15</i>)	\$100,856.26

Supplemental County and Municipal Aid

- Under state law, supplemental county and municipal aid paid to each county and municipality is determined by 2023 Wisconsin Act 12 (sec. 79.037, Wis. Stats.)
- For detailed information, review [county and municipal aid spreadsheet](#)

Supplemental County and Municipal Aid Calculation	
1. Prior year supplemental county and municipal aid	\$1,164,821.89
2. Increase due to sales tax revenue including adjustments (<i>district changes</i>)	\$26,790.90
3. Total Supplemental County and Municipal Aid (<i>sum of Lines 1 and 2</i>)	\$1,191,612.79

Expenditure Restraint Incentive Program

- Only municipalities are eligible to receive Expenditure Restraint Incentive Program (ERIP) payments
- Under state law, in 2025, each municipality will receive a payment that is equal to the amount of the payment received by the municipality in 2024 (sec. 79.05(4), Wis. Stats., from 2023 WI Act 12 – notwithstanding subs. (2) and (3))

Contact Information

If you have questions, contact us at lgs@wisconsin.gov, (608) 266-8618 or (608) 261-5167.



State of Wisconsin • DEPARTMENT OF REVENUE

DIVISION OF STATE AND LOCAL FINANCE • BUREAU OF LOCAL GOVERNMENT SERVICES • 2135 RIMROCK RD MADISON, WI 53713

Mailing Address:
PO Box 8971 #6-97
Madison WI 53708-8971
Fax: (608) 264-6887
lgs@wisconsin.gov

September 13, 2024

KIM TRUEBLOOD
COUNTY OF MARATHON
500 FOREST ST
WAUSAU WI 54403-5568

Notice of Shared Revenue – 2025 Original Estimate

Notice Information

The Wisconsin Department of Revenue (DOR) is providing the **estimated** shared revenue amounts your local government will receive in 2025 under current state law for county and municipal aid, supplemental county and municipal aid, utility aid and the expenditure restraint incentive program. This does not include adjustments, shown on the July and November payment notices.

District	COUNTY OF MARATHON	County	MARATHON	Co-muni code	37-999
-----------------	--------------------	---------------	----------	---------------------	--------

Estimate Information

For an explanation of each aid payment listed below, review the additional information in this notice.

2025 Original Estimate	
1. County and municipal aid	\$3,966,309.33
2. Utility aid	\$2,172,691.79
3. Supplemental county and municipal aid	\$1,371,288.25
4. Expenditure restraint incentive program	\$0.00
5. Total Estimated 2025 Payments (sum of Lines 1-4)	\$7,510,289.37

Payment Information

Your local government will receive two distributions in 2025 :

- July 28, 2025: 15% of Line 1, 2, and 3 and 100% of Line 4 (*shown above*)
- November 17, 2025: balance of your 2025 aid payments

County and Municipal Aid

Under state law, the county and municipal aid paid to each county and municipality must be equal to the amount determined in 2012 (sec. 79.036, Wis. Stats.) and adjusted for fallen protective services insurance reimbursement (sec. 79.036(4), Wis. Stats.).

County and Municipal Aid Calculation	
1. Prior year county and municipal aid	\$3,877,415.34
2. Increase due to sales tax revenue, including adjustments (<i>district changes</i>)	\$89,180.55
3. Fallen protective services insurance adjustment	-\$286.56
4. Fallen protective services insurance reimbursement (<i>reported to DOR</i>)	\$0.00
5. Total County and Municipal Aid (sum of Lines 1-4)	\$3,966,309.33

Utility Aid

- Under state law, utility aid is distributed to each county and municipality where tax-exempt utility property is located (sec. 79.04, Wis. Stats.)
- Utility companies report utility property information to DOR annually
- DOR uses the provided information to accurately calculate utility aid (*shown below*)

Utility Aid Calculation	
1. Net book value, <i>as of December 31, 2024 (including expected additions/retirements)</i>	\$80,466,575.00
2. Total net book value payment	\$290,858.36
3. Minimum payment	\$0.00
4. Megawatt capacity	1,292.3
5. Megawatt capacity payment	\$861,533.43
6. Closed/decommissioned production plant (phased down) payment	\$0.00
7. Subtotal (<i>sum of Lines 2, 3, 5 and 6</i>)	\$1,152,391.79
8. Population cap	\$17,629,125.00
9. Adjusted subtotal (<i>lesser of Line 7 or Line 8</i>)	\$1,152,391.79
10. Adjacent site incentive payment	\$535,500.00
11. Baseload incentive payment	\$391,200.00
12. Co-generation incentive payment	\$0.00
13. Alternative energy incentive payment	\$93,600.00
14. Total incentive payments (<i>sum of Lines 10 through 13</i>)	\$1,020,300.00
15. Spent nuclear fuel payment	\$0.00
16. Total Utility Aid – this is the utility aid payment listed on the front of the estimate (<i>sum of Lines 9, 14 and 15</i>)	\$2,172,691.79

Supplemental County and Municipal Aid

- Under state law, supplemental county and municipal aid paid to each county and municipality is determined by 2023 Wisconsin Act 12 (sec. 79.037, Wis. Stats.)
- For detailed information, review [county and municipal aid spreadsheet](#)

Supplemental County and Municipal Aid Calculation	
1. Prior year supplemental county and municipal aid	\$1,340,457.72
2. Increase due to sales tax revenue including adjustments (<i>district changes</i>)	\$30,830.53
3. Total Supplemental County and Municipal Aid (<i>sum of Lines 1 and 2</i>)	\$1,371,288.25

Expenditure Restraint Incentive Program

- Only municipalities are eligible to receive Expenditure Restraint Incentive Program (ERIP) payments
- Under state law, in 2025, each municipality will receive a payment that is equal to the amount of the payment received by the municipality in 2024 (sec. 79.05(4), Wis. Stats., from 2023 WI Act 12 – notwithstanding subs. (2) and (3))

Contact Information

If you have questions, contact us at lgs@wisconsin.gov, (608) 266-8618 or (608) 261-5167.



State of Wisconsin • DEPARTMENT OF REVENUE

DIVISION OF STATE AND LOCAL FINANCE • BUREAU OF LOCAL GOVERNMENT SERVICES • 2135 RIMROCK RD MADISON, WI 53713

Mailing Address:
PO Box 8971 #6-97
Madison WI 53708-8971
Fax: (608) 264-6887
lgs@wisconsin.gov

September 13, 2024

PATTY DUCAT
TOWN OF AMBERG
PO BOX 245
AMBERG WI 54102-0245

Notice of Shared Revenue – 2025 Original Estimate

Notice Information

The Wisconsin Department of Revenue (DOR) is providing the **estimated** shared revenue amounts your local government will receive in 2025 under current state law for county and municipal aid, supplemental county and municipal aid, utility aid and the expenditure restraint incentive program. This does not include adjustments, shown on the July and November payment notices.

District	TOWN OF AMBERG	County	MARINETTE	Co-muni code	38-002
-----------------	----------------	---------------	-----------	---------------------	--------

Estimate Information

For an explanation of each aid payment listed below, review the additional information in this notice.

2025 Original Estimate	
1. County and municipal aid	\$32,129.90
2. Utility aid	\$82,897.96
3. Supplemental county and municipal aid	\$42,741.70
4. Expenditure restraint incentive program	\$0.00
5. Total Estimated 2025 Payments (sum of Lines 1-4)	\$157,769.56

Payment Information

Your local government will receive two distributions in 2025 :

- July 28, 2025: 15% of Line 1, 2, and 3 and 100% of Line 4 (*shown above*)
- November 17, 2025: balance of your 2025 aid payments

County and Municipal Aid

Under state law, the county and municipal aid paid to each county and municipality must be equal to the amount determined in 2012 (sec. 79.036, Wis. Stats.) and adjusted for fallen protective services insurance reimbursement (sec. 79.036(4), Wis. Stats.).

County and Municipal Aid Calculation	
1. Prior year county and municipal aid	\$31,409.80
2. Increase due to sales tax revenue, including adjustments (<i>district changes</i>)	\$722.42
3. Fallen protective services insurance adjustment	-\$2.32
4. Fallen protective services insurance reimbursement (<i>reported to DOR</i>)	\$0.00
5. Total County and Municipal Aid (sum of Lines 1-4)	\$32,129.90

Utility Aid

- Under state law, utility aid is distributed to each county and municipality where tax-exempt utility property is located (sec. 79.04, Wis. Stats.)
- Utility companies report utility property information to DOR annually
- DOR uses the provided information to accurately calculate utility aid (*shown below*)

Utility Aid Calculation	
1. Net book value, <i>as of December 31, 2024 (including expected additions/retirements)</i>	\$27,632,653.00
2. Total net book value payment	\$82,897.96
3. Minimum payment	\$0.00
4. Megawatt capacity	0.0
5. Megawatt capacity payment	\$0.00
6. Closed/decommissioned production plant (phased down) payment	\$0.00
7. Subtotal (<i>sum of Lines 2, 3, 5 and 6</i>)	\$82,897.96
8. Population cap	\$294,950.00
9. Adjusted subtotal (<i>lesser of Line 7 or Line 8</i>)	\$82,897.96
10. Adjacent site incentive payment	\$0.00
11. Baseload incentive payment	\$0.00
12. Co-generation incentive payment	\$0.00
13. Alternative energy incentive payment	\$0.00
14. Total incentive payments (<i>sum of Lines 10 through 13</i>)	\$0.00
15. Spent nuclear fuel payment	\$0.00
16. Total Utility Aid – this is the utility aid payment listed on the front of the estimate (<i>sum of Lines 9, 14 and 15</i>)	\$82,897.96

Supplemental County and Municipal Aid

- Under state law, supplemental county and municipal aid paid to each county and municipality is determined by 2023 Wisconsin Act 12 (sec. 79.037, Wis. Stats.)
- For detailed information, review [county and municipal aid spreadsheet](#)

Supplemental County and Municipal Aid Calculation	
1. Prior year supplemental county and municipal aid	\$41,780.74
2. Increase due to sales tax revenue including adjustments (<i>district changes</i>)	\$960.96
3. Total Supplemental County and Municipal Aid (<i>sum of Lines 1 and 2</i>)	\$42,741.70

Expenditure Restraint Incentive Program

- Only municipalities are eligible to receive Expenditure Restraint Incentive Program (ERIP) payments
- Under state law, in 2025, each municipality will receive a payment that is equal to the amount of the payment received by the municipality in 2024 (sec. 79.05(4), Wis. Stats., from 2023 WI Act 12 – notwithstanding subs. (2) and (3))

Contact Information

If you have questions, contact us at lgs@wisconsin.gov, (608) 266-8618 or (608) 261-5167.



State of Wisconsin • DEPARTMENT OF REVENUE

DIVISION OF STATE AND LOCAL FINANCE • BUREAU OF LOCAL GOVERNMENT SERVICES • 2135 RIMROCK RD MADISON, WI 53713

Mailing Address:
PO Box 8971 #6-97
Madison WI 53708-8971
Fax: (608) 264-6887
lgs@wisconsin.gov

September 13, 2024

JANICE DU CHATEAU
TOWN OF ATHELSTANE
PO BOX 11
ATHELSTANE WI 54104-0011

Notice of Shared Revenue – 2025 Original Estimate

Notice Information

The Wisconsin Department of Revenue (DOR) is providing the **estimated** shared revenue amounts your local government will receive in 2025 under current state law for county and municipal aid, supplemental county and municipal aid, utility aid and the expenditure restraint incentive program. This does not include adjustments, shown on the July and November payment notices.

District	TOWN OF ATHELSTANE	County	MARINETTE	Co-muni code	38-004
-----------------	--------------------	---------------	-----------	---------------------	--------

Estimate Information

For an explanation of each aid payment listed below, review the additional information in this notice.

2025 Original Estimate	
1. County and municipal aid	\$13,780.92
2. Utility aid	\$0.00
3. Supplemental county and municipal aid	\$40,249.71
4. Expenditure restraint incentive program	\$0.00
5. Total Estimated 2025 Payments (sum of Lines 1-4)	\$54,030.63

Payment Information

Your local government will receive two distributions in 2025 :

- July 28, 2025: 15% of Line 1, 2, and 3 and 100% of Line 4 (*shown above*)
- November 17, 2025: balance of your 2025 aid payments

County and Municipal Aid

Under state law, the county and municipal aid paid to each county and municipality must be equal to the amount determined in 2012 (sec. 79.036, Wis. Stats.) and adjusted for fallen protective services insurance reimbursement (sec. 79.036(4), Wis. Stats.).

County and Municipal Aid Calculation	
1. Prior year county and municipal aid	\$13,472.06
2. Increase due to sales tax revenue, including adjustments (<i>district changes</i>)	\$309.86
3. Fallen protective services insurance adjustment	-\$1.00
4. Fallen protective services insurance reimbursement (<i>reported to DOR</i>)	\$0.00
5. Total County and Municipal Aid (sum of Lines 1-4)	\$13,780.92

Utility Aid

- Under state law, utility aid is distributed to each county and municipality where tax-exempt utility property is located (sec. 79.04, Wis. Stats.)
- Utility companies report utility property information to DOR annually
- DOR uses the provided information to accurately calculate utility aid (*shown below*)

Utility Aid Calculation	
1. Net book value, <i>as of December 31, 2024 (including expected additions/retirements)</i>	\$0.00
2. Total net book value payment	\$0.00
3. Minimum payment	\$0.00
4. Megawatt capacity	0.0
5. Megawatt capacity payment	\$0.00
6. Closed/decommissioned production plant (phased down) payment	\$0.00
7. Subtotal (<i>sum of Lines 2, 3, 5 and 6</i>)	\$0.00
8. Population cap	\$243,950.00
9. Adjusted subtotal (<i>lesser of Line 7 or Line 8</i>)	\$0.00
10. Adjacent site incentive payment	\$0.00
11. Baseload incentive payment	\$0.00
12. Co-generation incentive payment	\$0.00
13. Alternative energy incentive payment	\$0.00
14. Total incentive payments (<i>sum of Lines 10 through 13</i>)	\$0.00
15. Spent nuclear fuel payment	\$0.00
16. Total Utility Aid – this is the utility aid payment listed on the front of the estimate (<i>sum of Lines 9, 14 and 15</i>)	\$0.00

Supplemental County and Municipal Aid

- Under state law, supplemental county and municipal aid paid to each county and municipality is determined by 2023 Wisconsin Act 12 (sec. 79.037, Wis. Stats.)
- For detailed information, review [county and municipal aid spreadsheet](#)

Supplemental County and Municipal Aid Calculation	
1. Prior year supplemental county and municipal aid	\$39,344.78
2. Increase due to sales tax revenue including adjustments (<i>district changes</i>)	\$904.93
3. Total Supplemental County and Municipal Aid (<i>sum of Lines 1 and 2</i>)	\$40,249.71

Expenditure Restraint Incentive Program

- Only municipalities are eligible to receive Expenditure Restraint Incentive Program (ERIP) payments
- Under state law, in 2025, each municipality will receive a payment that is equal to the amount of the payment received by the municipality in 2024 (sec. 79.05(4), Wis. Stats., from 2023 WI Act 12 – notwithstanding subs. (2) and (3))

Contact Information

If you have questions, contact us at lgs@wisconsin.gov, (608) 266-8618 or (608) 261-5167.



State of Wisconsin • DEPARTMENT OF REVENUE

DIVISION OF STATE AND LOCAL FINANCE • BUREAU OF LOCAL GOVERNMENT SERVICES • 2135 RIMROCK RD MADISON, WI 53713

Mailing Address:
PO Box 8971 #6-97
Madison WI 53708-8971
Fax: (608) 264-6887
lgs@wisconsin.gov

September 13, 2024

BARB PATZ
TOWN OF BEAVER
W8405 COUNTY ROAD P
CRIVITZ WI 54114-7386

Notice of Shared Revenue – 2025 Original Estimate

Notice Information

The Wisconsin Department of Revenue (DOR) is providing the **estimated** shared revenue amounts your local government will receive in 2025 under current state law for county and municipal aid, supplemental county and municipal aid, utility aid and the expenditure restraint incentive program. This does not include adjustments, shown on the July and November payment notices.

District	TOWN OF BEAVER	County	MARINETTE	Co-muni code	38-006
-----------------	----------------	---------------	-----------	---------------------	--------

Estimate Information

For an explanation of each aid payment listed below, review the additional information in this notice.

2025 Original Estimate	
1. County and municipal aid	\$30,462.05
2. Utility aid	\$14,193.29
3. Supplemental county and municipal aid	\$50,678.69
4. Expenditure restraint incentive program	\$0.00
5. Total Estimated 2025 Payments (sum of Lines 1-4)	\$95,334.03

Payment Information

Your local government will receive two distributions in 2025 :

- July 28, 2025: 15% of Line 1, 2, and 3 and 100% of Line 4 (*shown above*)
- November 17, 2025: balance of your 2025 aid payments

County and Municipal Aid

Under state law, the county and municipal aid paid to each county and municipality must be equal to the amount determined in 2012 (sec. 79.036, Wis. Stats.) and adjusted for fallen protective services insurance reimbursement (sec. 79.036(4), Wis. Stats.).

County and Municipal Aid Calculation	
1. Prior year county and municipal aid	\$29,779.33
2. Increase due to sales tax revenue, including adjustments (<i>district changes</i>)	\$684.92
3. Fallen protective services insurance adjustment	-\$2.20
4. Fallen protective services insurance reimbursement (<i>reported to DOR</i>)	\$0.00
5. Total County and Municipal Aid (sum of Lines 1-4)	\$30,462.05

Utility Aid

- Under state law, utility aid is distributed to each county and municipality where tax-exempt utility property is located (sec. 79.04, Wis. Stats.)
- Utility companies report utility property information to DOR annually
- DOR uses the provided information to accurately calculate utility aid (*shown below*)

Utility Aid Calculation	
1. Net book value, <i>as of December 31, 2024 (including expected additions/retirements)</i>	\$4,731,097.00
2. Total net book value payment	\$14,193.29
3. Minimum payment	\$0.00
4. Megawatt capacity	0.0
5. Megawatt capacity payment	\$0.00
6. Closed/decommissioned production plant (phased down) payment	\$0.00
7. Subtotal (<i>sum of Lines 2, 3, 5 and 6</i>)	\$14,193.29
8. Population cap	\$497,250.00
9. Adjusted subtotal (<i>lesser of Line 7 or Line 8</i>)	\$14,193.29
10. Adjacent site incentive payment	\$0.00
11. Baseload incentive payment	\$0.00
12. Co-generation incentive payment	\$0.00
13. Alternative energy incentive payment	\$0.00
14. Total incentive payments (<i>sum of Lines 10 through 13</i>)	\$0.00
15. Spent nuclear fuel payment	\$0.00
16. Total Utility Aid – this is the utility aid payment listed on the front of the estimate (<i>sum of Lines 9, 14 and 15</i>)	\$14,193.29

Supplemental County and Municipal Aid

- Under state law, supplemental county and municipal aid paid to each county and municipality is determined by 2023 Wisconsin Act 12 (sec. 79.037, Wis. Stats.)
- For detailed information, review [county and municipal aid spreadsheet](#)

Supplemental County and Municipal Aid Calculation	
1. Prior year supplemental county and municipal aid	\$49,539.29
2. Increase due to sales tax revenue including adjustments (<i>district changes</i>)	\$1,139.40
3. Total Supplemental County and Municipal Aid (<i>sum of Lines 1 and 2</i>)	\$50,678.69

Expenditure Restraint Incentive Program

- Only municipalities are eligible to receive Expenditure Restraint Incentive Program (ERIP) payments
- Under state law, in 2025, each municipality will receive a payment that is equal to the amount of the payment received by the municipality in 2024 (sec. 79.05(4), Wis. Stats., from 2023 WI Act 12 – notwithstanding subs. (2) and (3))

Contact Information

If you have questions, contact us at lgs@wisconsin.gov, (608) 266-8618 or (608) 261-5167.



State of Wisconsin • DEPARTMENT OF REVENUE

DIVISION OF STATE AND LOCAL FINANCE • BUREAU OF LOCAL GOVERNMENT SERVICES • 2135 RIMROCK RD MADISON, WI 53713

Mailing Address:
PO Box 8971 #6-97
Madison WI 53708-8971
Fax: (608) 264-6887
lgs@wisconsin.gov

September 13, 2024

CINDY BUTTERFIELD
TOWN OF BEECHER
PO BOX 273
PEMBINE WI 54156-0273

Notice of Shared Revenue – 2025 Original Estimate

Notice Information

The Wisconsin Department of Revenue (DOR) is providing the **estimated** shared revenue amounts your local government will receive in 2025 under current state law for county and municipal aid, supplemental county and municipal aid, utility aid and the expenditure restraint incentive program. This does not include adjustments, shown on the July and November payment notices.

District	TOWN OF BEECHER	County	MARINETTE	Co-muni code	38-008
-----------------	-----------------	---------------	-----------	---------------------	--------

Estimate Information

For an explanation of each aid payment listed below, review the additional information in this notice.

2025 Original Estimate	
1. County and municipal aid	\$13,339.77
2. Utility aid	\$0.00
3. Supplemental county and municipal aid	\$44,202.32
4. Expenditure restraint incentive program	\$0.00
5. Total Estimated 2025 Payments (sum of Lines 1-4)	\$57,542.09

Payment Information

Your local government will receive two distributions in 2025 :

- July 28, 2025: 15% of Line 1, 2, and 3 and 100% of Line 4 (*shown above*)
- November 17, 2025: balance of your 2025 aid payments

County and Municipal Aid

Under state law, the county and municipal aid paid to each county and municipality must be equal to the amount determined in 2012 (sec. 79.036, Wis. Stats.) and adjusted for fallen protective services insurance reimbursement (sec. 79.036(4), Wis. Stats.).

County and Municipal Aid Calculation	
1. Prior year county and municipal aid	\$13,040.79
2. Increase due to sales tax revenue, including adjustments (<i>district changes</i>)	\$299.94
3. Fallen protective services insurance adjustment	-\$0.96
4. Fallen protective services insurance reimbursement (<i>reported to DOR</i>)	\$0.00
5. Total County and Municipal Aid (sum of Lines 1-4)	\$13,339.77

Utility Aid

- Under state law, utility aid is distributed to each county and municipality where tax-exempt utility property is located (sec. 79.04, Wis. Stats.)
- Utility companies report utility property information to DOR annually
- DOR uses the provided information to accurately calculate utility aid (*shown below*)

Utility Aid Calculation	
1. Net book value, <i>as of December 31, 2024 (including expected additions/retirements)</i>	\$0.00
2. Total net book value payment	\$0.00
3. Minimum payment	\$0.00
4. Megawatt capacity	0.0
5. Megawatt capacity payment	\$0.00
6. Closed/decommissioned production plant (phased down) payment	\$0.00
7. Subtotal (<i>sum of Lines 2, 3, 5 and 6</i>)	\$0.00
8. Population cap	\$334,050.00
9. Adjusted subtotal (<i>lesser of Line 7 or Line 8</i>)	\$0.00
10. Adjacent site incentive payment	\$0.00
11. Baseload incentive payment	\$0.00
12. Co-generation incentive payment	\$0.00
13. Alternative energy incentive payment	\$0.00
14. Total incentive payments (<i>sum of Lines 10 through 13</i>)	\$0.00
15. Spent nuclear fuel payment	\$0.00
16. Total Utility Aid – this is the utility aid payment listed on the front of the estimate (<i>sum of Lines 9, 14 and 15</i>)	\$0.00

Supplemental County and Municipal Aid

- Under state law, supplemental county and municipal aid paid to each county and municipality is determined by 2023 Wisconsin Act 12 (sec. 79.037, Wis. Stats.)
- For detailed information, review [county and municipal aid spreadsheet](#)

Supplemental County and Municipal Aid Calculation	
1. Prior year supplemental county and municipal aid	\$43,208.52
2. Increase due to sales tax revenue including adjustments (<i>district changes</i>)	\$993.80
3. Total Supplemental County and Municipal Aid (<i>sum of Lines 1 and 2</i>)	\$44,202.32

Expenditure Restraint Incentive Program

- Only municipalities are eligible to receive Expenditure Restraint Incentive Program (ERIP) payments
- Under state law, in 2025, each municipality will receive a payment that is equal to the amount of the payment received by the municipality in 2024 (sec. 79.05(4), Wis. Stats., from 2023 WI Act 12 – notwithstanding subs. (2) and (3))

Contact Information

If you have questions, contact us at lgs@wisconsin.gov, (608) 266-8618 or (608) 261-5167.



State of Wisconsin • DEPARTMENT OF REVENUE

DIVISION OF STATE AND LOCAL FINANCE • BUREAU OF LOCAL GOVERNMENT SERVICES • 2135 RIMROCK RD MADISON, WI 53713

Mailing Address:
PO Box 8971 #6-97
Madison WI 53708-8971
Fax: (608) 264-6887
lgs@wisconsin.gov

September 13, 2024

SUE ANN ROHDE PERRY
TOWN OF DUNBAR
N18956 CC CAMP RD
DUNBAR WI 54119-9703

Notice of Shared Revenue – 2025 Original Estimate

Notice Information

The Wisconsin Department of Revenue (DOR) is providing the **estimated** shared revenue amounts your local government will receive in 2025 under current state law for county and municipal aid, supplemental county and municipal aid, utility aid and the expenditure restraint incentive program. This does not include adjustments, shown on the July and November payment notices.

District	TOWN OF DUNBAR	County	MARINETTE	Co-muni code	38-010
-----------------	----------------	---------------	-----------	---------------------	--------

Estimate Information

For an explanation of each aid payment listed below, review the additional information in this notice.

2025 Original Estimate	
1. County and municipal aid	\$23,185.25
2. Utility aid	\$0.00
3. Supplemental county and municipal aid	\$41,109.06
4. Expenditure restraint incentive program	\$0.00
5. Total Estimated 2025 Payments (sum of Lines 1-4)	\$64,294.31

Payment Information

Your local government will receive two distributions in 2025 :

- July 28, 2025: 15% of Line 1, 2, and 3 and 100% of Line 4 (*shown above*)
- November 17, 2025: balance of your 2025 aid payments

County and Municipal Aid

Under state law, the county and municipal aid paid to each county and municipality must be equal to the amount determined in 2012 (sec. 79.036, Wis. Stats.) and adjusted for fallen protective services insurance reimbursement (sec. 79.036(4), Wis. Stats.).

County and Municipal Aid Calculation	
1. Prior year county and municipal aid	\$22,665.62
2. Increase due to sales tax revenue, including adjustments (<i>district changes</i>)	\$521.31
3. Fallen protective services insurance adjustment	-\$1.68
4. Fallen protective services insurance reimbursement (<i>reported to DOR</i>)	\$0.00
5. Total County and Municipal Aid (sum of Lines 1-4)	\$23,185.25

Utility Aid

- Under state law, utility aid is distributed to each county and municipality where tax-exempt utility property is located (sec. 79.04, Wis. Stats.)
- Utility companies report utility property information to DOR annually
- DOR uses the provided information to accurately calculate utility aid (*shown below*)

Utility Aid Calculation	
1. Net book value, <i>as of December 31, 2024 (including expected additions/retirements)</i>	\$0.00
2. Total net book value payment	\$0.00
3. Minimum payment	\$0.00
4. Megawatt capacity	0.0
5. Megawatt capacity payment	\$0.00
6. Closed/decommissioned production plant (phased down) payment	\$0.00
7. Subtotal (<i>sum of Lines 2, 3, 5 and 6</i>)	\$0.00
8. Population cap	\$254,575.00
9. Adjusted subtotal (<i>lesser of Line 7 or Line 8</i>)	\$0.00
10. Adjacent site incentive payment	\$0.00
11. Baseload incentive payment	\$0.00
12. Co-generation incentive payment	\$0.00
13. Alternative energy incentive payment	\$0.00
14. Total incentive payments (<i>sum of Lines 10 through 13</i>)	\$0.00
15. Spent nuclear fuel payment	\$0.00
16. Total Utility Aid – this is the utility aid payment listed on the front of the estimate (<i>sum of Lines 9, 14 and 15</i>)	\$0.00

Supplemental County and Municipal Aid

- Under state law, supplemental county and municipal aid paid to each county and municipality is determined by 2023 Wisconsin Act 12 (sec. 79.037, Wis. Stats.)
- For detailed information, review [county and municipal aid spreadsheet](#)

Supplemental County and Municipal Aid Calculation	
1. Prior year supplemental county and municipal aid	\$40,184.81
2. Increase due to sales tax revenue including adjustments (<i>district changes</i>)	\$924.25
3. Total Supplemental County and Municipal Aid (<i>sum of Lines 1 and 2</i>)	\$41,109.06

Expenditure Restraint Incentive Program

- Only municipalities are eligible to receive Expenditure Restraint Incentive Program (ERIP) payments
- Under state law, in 2025, each municipality will receive a payment that is equal to the amount of the payment received by the municipality in 2024 (sec. 79.05(4), Wis. Stats., from 2023 WI Act 12 – notwithstanding subs. (2) and (3))

Contact Information

If you have questions, contact us at lgs@wisconsin.gov, (608) 266-8618 or (608) 261-5167.



State of Wisconsin • DEPARTMENT OF REVENUE

DIVISION OF STATE AND LOCAL FINANCE • BUREAU OF LOCAL GOVERNMENT SERVICES • 2135 RIMROCK RD MADISON, WI 53713

Mailing Address:
PO Box 8971 #6-97
Madison WI 53708-8971
Fax: (608) 264-6887
lgs@wisconsin.gov

September 13, 2024

SUSAN PRATT
TOWN OF GOODMAN
PO BOX 306
GOODMAN WI 54125-0306

Notice of Shared Revenue – 2025 Original Estimate

Notice Information

The Wisconsin Department of Revenue (DOR) is providing the **estimated** shared revenue amounts your local government will receive in 2025 under current state law for county and municipal aid, supplemental county and municipal aid, utility aid and the expenditure restraint incentive program. This does not include adjustments, shown on the July and November payment notices.

District	TOWN OF GOODMAN	County	MARINETTE	Co-muni code	38-012
-----------------	-----------------	---------------	-----------	---------------------	--------

Estimate Information

For an explanation of each aid payment listed below, review the additional information in this notice.

2025 Original Estimate	
1. County and municipal aid	\$31,906.61
2. Utility aid	\$751.07
3. Supplemental county and municipal aid	\$41,143.44
4. Expenditure restraint incentive program	\$0.00
5. Total Estimated 2025 Payments (sum of Lines 1-4)	\$73,801.12

Payment Information

Your local government will receive two distributions in 2025 :

- July 28, 2025: 15% of Line 1, 2, and 3 and 100% of Line 4 (*shown above*)
- November 17, 2025: balance of your 2025 aid payments

County and Municipal Aid

Under state law, the county and municipal aid paid to each county and municipality must be equal to the amount determined in 2012 (sec. 79.036, Wis. Stats.) and adjusted for fallen protective services insurance reimbursement (sec. 79.036(4), Wis. Stats.).

County and Municipal Aid Calculation	
1. Prior year county and municipal aid	\$31,191.52
2. Increase due to sales tax revenue, including adjustments (<i>district changes</i>)	\$717.40
3. Fallen protective services insurance adjustment	-\$2.31
4. Fallen protective services insurance reimbursement (<i>reported to DOR</i>)	\$0.00
5. Total County and Municipal Aid (sum of Lines 1-4)	\$31,906.61

Utility Aid

- Under state law, utility aid is distributed to each county and municipality where tax-exempt utility property is located (sec. 79.04, Wis. Stats.)
- Utility companies report utility property information to DOR annually
- DOR uses the provided information to accurately calculate utility aid (*shown below*)

Utility Aid Calculation	
1. Net book value, as of December 31, 2024 (including expected additions/retirements)	\$250,356.00
2. Total net book value payment	\$751.07
3. Minimum payment	\$0.00
4. Megawatt capacity	0.0
5. Megawatt capacity payment	\$0.00
6. Closed/decommissioned production plant (phased down) payment	\$0.00
7. Subtotal (sum of Lines 2, 3, 5 and 6)	\$751.07
8. Population cap	\$255,000.00
9. Adjusted subtotal (lesser of Line 7 or Line 8)	\$751.07
10. Adjacent site incentive payment	\$0.00
11. Baseload incentive payment	\$0.00
12. Co-generation incentive payment	\$0.00
13. Alternative energy incentive payment	\$0.00
14. Total incentive payments (sum of Lines 10 through 13)	\$0.00
15. Spent nuclear fuel payment	\$0.00
16. Total Utility Aid – this is the utility aid payment listed on the front of the estimate (sum of Lines 9, 14 and 15)	\$751.07

Supplemental County and Municipal Aid

- Under state law, supplemental county and municipal aid paid to each county and municipality is determined by 2023 Wisconsin Act 12 (sec. 79.037, Wis. Stats.)
- For detailed information, review [county and municipal aid spreadsheet](#)

Supplemental County and Municipal Aid Calculation	
1. Prior year supplemental county and municipal aid	\$40,218.42
2. Increase due to sales tax revenue including adjustments (district changes)	\$925.02
3. Total Supplemental County and Municipal Aid (sum of Lines 1 and 2)	\$41,143.44

Expenditure Restraint Incentive Program

- Only municipalities are eligible to receive Expenditure Restraint Incentive Program (ERIP) payments
- Under state law, in 2025, each municipality will receive a payment that is equal to the amount of the payment received by the municipality in 2024 (sec. 79.05(4), Wis. Stats., from 2023 WI Act 12 – notwithstanding subs. (2) and (3))

Contact Information

If you have questions, contact us at lgs@wisconsin.gov, (608) 266-8618 or (608) 261-5167.



State of Wisconsin • DEPARTMENT OF REVENUE

DIVISION OF STATE AND LOCAL FINANCE • BUREAU OF LOCAL GOVERNMENT SERVICES • 2135 RIMROCK RD MADISON, WI 53713

Mailing Address:
PO Box 8971 #6-97
Madison WI 53708-8971
Fax: (608) 264-6887
lgs@wisconsin.gov

September 13, 2024

LISA WITAK
TOWN OF GROVER
W5161 TOWN HALL ROAD
PESHTIGO WI 54157

Notice of Shared Revenue – 2025 Original Estimate

Notice Information

The Wisconsin Department of Revenue (DOR) is providing the **estimated** shared revenue amounts your local government will receive in 2025 under current state law for county and municipal aid, supplemental county and municipal aid, utility aid and the expenditure restraint incentive program. This does not include adjustments, shown on the July and November payment notices.

District	TOWN OF GROVER	County	MARINETTE	Co-muni code	38-014
-----------------	----------------	---------------	-----------	---------------------	--------

Estimate Information

For an explanation of each aid payment listed below, review the additional information in this notice.

2025 Original Estimate	
1. County and municipal aid	\$70,901.94
2. Utility aid	\$104.41
3. Supplemental county and municipal aid	\$60,430.43
4. Expenditure restraint incentive program	\$0.00
5. Total Estimated 2025 Payments (sum of Lines 1-4)	\$131,436.78

Payment Information

Your local government will receive two distributions in 2025 :

- July 28, 2025: 15% of Line 1, 2, and 3 and 100% of Line 4 (*shown above*)
- November 17, 2025: balance of your 2025 aid payments

County and Municipal Aid

Under state law, the county and municipal aid paid to each county and municipality must be equal to the amount determined in 2012 (sec. 79.036, Wis. Stats.) and adjusted for fallen protective services insurance reimbursement (sec. 79.036(4), Wis. Stats.).

County and Municipal Aid Calculation	
1. Prior year county and municipal aid	\$69,312.86
2. Increase due to sales tax revenue, including adjustments (<i>district changes</i>)	\$1,594.20
3. Fallen protective services insurance adjustment	-\$5.12
4. Fallen protective services insurance reimbursement (<i>reported to DOR</i>)	\$0.00
5. Total County and Municipal Aid (sum of Lines 1-4)	\$70,901.94

Utility Aid

- Under state law, utility aid is distributed to each county and municipality where tax-exempt utility property is located (sec. 79.04, Wis. Stats.)
- Utility companies report utility property information to DOR annually
- DOR uses the provided information to accurately calculate utility aid (*shown below*)

Utility Aid Calculation	
1. Net book value, <i>as of December 31, 2024 (including expected additions/retirements)</i>	\$34,804.00
2. Total net book value payment	\$104.41
3. Minimum payment	\$0.00
4. Megawatt capacity	0.0
5. Megawatt capacity payment	\$0.00
6. Closed/decommissioned production plant (phased down) payment	\$0.00
7. Subtotal (<i>sum of Lines 2, 3, 5 and 6</i>)	\$104.41
8. Population cap	\$736,100.00
9. Adjusted subtotal (<i>lesser of Line 7 or Line 8</i>)	\$104.41
10. Adjacent site incentive payment	\$0.00
11. Baseload incentive payment	\$0.00
12. Co-generation incentive payment	\$0.00
13. Alternative energy incentive payment	\$0.00
14. Total incentive payments (<i>sum of Lines 10 through 13</i>)	\$0.00
15. Spent nuclear fuel payment	\$0.00
16. Total Utility Aid – this is the utility aid payment listed on the front of the estimate (<i>sum of Lines 9, 14 and 15</i>)	\$104.41

Supplemental County and Municipal Aid

- Under state law, supplemental county and municipal aid paid to each county and municipality is determined by 2023 Wisconsin Act 12 (sec. 79.037, Wis. Stats.)
- For detailed information, review [county and municipal aid spreadsheet](#)

Supplemental County and Municipal Aid Calculation	
1. Prior year supplemental county and municipal aid	\$59,071.78
2. Increase due to sales tax revenue including adjustments (<i>district changes</i>)	\$1,358.65
3. Total Supplemental County and Municipal Aid (<i>sum of Lines 1 and 2</i>)	\$60,430.43

Expenditure Restraint Incentive Program

- Only municipalities are eligible to receive Expenditure Restraint Incentive Program (ERIP) payments
- Under state law, in 2025, each municipality will receive a payment that is equal to the amount of the payment received by the municipality in 2024 (sec. 79.05(4), Wis. Stats., from 2023 WI Act 12 – notwithstanding subs. (2) and (3))

Contact Information

If you have questions, contact us at lgs@wisconsin.gov, (608) 266-8618 or (608) 261-5167.



State of Wisconsin • DEPARTMENT OF REVENUE

DIVISION OF STATE AND LOCAL FINANCE • BUREAU OF LOCAL GOVERNMENT SERVICES • 2135 RIMROCK RD MADISON, WI 53713

Mailing Address:
PO Box 8971 #6-97
Madison WI 53708-8971
Fax: (608) 264-6887
lgs@wisconsin.gov

September 13, 2024

LINDA TARMANN
TOWN OF LAKE
W6202 LOOMIS RD
PORTERFIELD WI 54159-9422

Notice of Shared Revenue – 2025 Original Estimate

Notice Information

The Wisconsin Department of Revenue (DOR) is providing the **estimated** shared revenue amounts your local government will receive in 2025 under current state law for county and municipal aid, supplemental county and municipal aid, utility aid and the expenditure restraint incentive program. This does not include adjustments, shown on the July and November payment notices.

District	TOWN OF LAKE	County	MARINETTE	Co-muni code	38-016
-----------------	--------------	---------------	-----------	---------------------	--------

Estimate Information

For an explanation of each aid payment listed below, review the additional information in this notice.

2025 Original Estimate	
1. County and municipal aid	\$26,943.46
2. Utility aid	\$0.00
3. Supplemental county and municipal aid	\$51,279.80
4. Expenditure restraint incentive program	\$0.00
5. Total Estimated 2025 Payments (sum of Lines 1-4)	\$78,223.26

Payment Information

Your local government will receive two distributions in 2025 :

- July 28, 2025: 15% of Line 1, 2, and 3 and 100% of Line 4 (*shown above*)
- November 17, 2025: balance of your 2025 aid payments

County and Municipal Aid

Under state law, the county and municipal aid paid to each county and municipality must be equal to the amount determined in 2012 (sec. 79.036, Wis. Stats.) and adjusted for fallen protective services insurance reimbursement (sec. 79.036(4), Wis. Stats.).

County and Municipal Aid Calculation	
1. Prior year county and municipal aid	\$26,339.60
2. Increase due to sales tax revenue, including adjustments (<i>district changes</i>)	\$605.81
3. Fallen protective services insurance adjustment	-\$1.95
4. Fallen protective services insurance reimbursement (<i>reported to DOR</i>)	\$0.00
5. Total County and Municipal Aid (sum of Lines 1-4)	\$26,943.46

Utility Aid

- Under state law, utility aid is distributed to each county and municipality where tax-exempt utility property is located (sec. 79.04, Wis. Stats.)
- Utility companies report utility property information to DOR annually
- DOR uses the provided information to accurately calculate utility aid (*shown below*)

Utility Aid Calculation	
1. Net book value, <i>as of December 31, 2024 (including expected additions/retirements)</i>	\$0.00
2. Total net book value payment	\$0.00
3. Minimum payment	\$0.00
4. Megawatt capacity	0.0
5. Megawatt capacity payment	\$0.00
6. Closed/decommissioned production plant (phased down) payment	\$0.00
7. Subtotal (<i>sum of Lines 2, 3, 5 and 6</i>)	\$0.00
8. Population cap	\$519,350.00
9. Adjusted subtotal (<i>lesser of Line 7 or Line 8</i>)	\$0.00
10. Adjacent site incentive payment	\$0.00
11. Baseload incentive payment	\$0.00
12. Co-generation incentive payment	\$0.00
13. Alternative energy incentive payment	\$0.00
14. Total incentive payments (<i>sum of Lines 10 through 13</i>)	\$0.00
15. Spent nuclear fuel payment	\$0.00
16. Total Utility Aid – this is the utility aid payment listed on the front of the estimate (<i>sum of Lines 9, 14 and 15</i>)	\$0.00

Supplemental County and Municipal Aid

- Under state law, supplemental county and municipal aid paid to each county and municipality is determined by 2023 Wisconsin Act 12 (sec. 79.037, Wis. Stats.)
- For detailed information, review [county and municipal aid spreadsheet](#)

Supplemental County and Municipal Aid Calculation	
1. Prior year supplemental county and municipal aid	\$50,126.88
2. Increase due to sales tax revenue including adjustments (<i>district changes</i>)	\$1,152.92
3. Total Supplemental County and Municipal Aid (<i>sum of Lines 1 and 2</i>)	\$51,279.80

Expenditure Restraint Incentive Program

- Only municipalities are eligible to receive Expenditure Restraint Incentive Program (ERIP) payments
- Under state law, in 2025, each municipality will receive a payment that is equal to the amount of the payment received by the municipality in 2024 (sec. 79.05(4), Wis. Stats., from 2023 WI Act 12 – notwithstanding subs. (2) and (3))

Contact Information

If you have questions, contact us at lgs@wisconsin.gov, (608) 266-8618 or (608) 261-5167.



State of Wisconsin • DEPARTMENT OF REVENUE

DIVISION OF STATE AND LOCAL FINANCE • BUREAU OF LOCAL GOVERNMENT SERVICES • 2135 RIMROCK RD MADISON, WI 53713

Mailing Address:
PO Box 8971 #6-97
Madison WI 53708-8971
Fax: (608) 264-6887
lgs@wisconsin.gov

September 13, 2024

PATRICIA SCHUTTE
TOWN OF MIDDLE INLET
W7901 COUNTY HWY X
MIDDLE INLET WI 54114

Notice of Shared Revenue – 2025 Original Estimate

Notice Information

The Wisconsin Department of Revenue (DOR) is providing the **estimated** shared revenue amounts your local government will receive in 2025 under current state law for county and municipal aid, supplemental county and municipal aid, utility aid and the expenditure restraint incentive program. This does not include adjustments, shown on the July and November payment notices.

District	TOWN OF MIDDLE INLET	County	MARINETTE	Co-muni code	38-018
-----------------	----------------------	---------------	-----------	---------------------	--------

Estimate Information

For an explanation of each aid payment listed below, review the additional information in this notice.

2025 Original Estimate	
1. County and municipal aid	\$10,575.22
2. Utility aid	\$0.00
3. Supplemental county and municipal aid	\$45,490.96
4. Expenditure restraint incentive program	\$0.00
5. Total Estimated 2025 Payments (sum of Lines 1-4)	\$56,066.18

Payment Information

Your local government will receive two distributions in 2025 :

- July 28, 2025: 15% of Line 1, 2, and 3 and 100% of Line 4 (*shown above*)
- November 17, 2025: balance of your 2025 aid payments

County and Municipal Aid

Under state law, the county and municipal aid paid to each county and municipality must be equal to the amount determined in 2012 (sec. 79.036, Wis. Stats.) and adjusted for fallen protective services insurance reimbursement (sec. 79.036(4), Wis. Stats.).

County and Municipal Aid Calculation	
1. Prior year county and municipal aid	\$10,338.20
2. Increase due to sales tax revenue, including adjustments (<i>district changes</i>)	\$237.78
3. Fallen protective services insurance adjustment	-\$0.76
4. Fallen protective services insurance reimbursement (<i>reported to DOR</i>)	\$0.00
5. Total County and Municipal Aid (sum of Lines 1-4)	\$10,575.22

Utility Aid

- Under state law, utility aid is distributed to each county and municipality where tax-exempt utility property is located (sec. 79.04, Wis. Stats.)
- Utility companies report utility property information to DOR annually
- DOR uses the provided information to accurately calculate utility aid (*shown below*)

Utility Aid Calculation	
1. Net book value, <i>as of December 31, 2024 (including expected additions/retirements)</i>	\$0.00
2. Total net book value payment	\$0.00
3. Minimum payment	\$0.00
4. Megawatt capacity	0.0
5. Megawatt capacity payment	\$0.00
6. Closed/decommissioned production plant (phased down) payment	\$0.00
7. Subtotal (<i>sum of Lines 2, 3, 5 and 6</i>)	\$0.00
8. Population cap	\$365,075.00
9. Adjusted subtotal (<i>lesser of Line 7 or Line 8</i>)	\$0.00
10. Adjacent site incentive payment	\$0.00
11. Baseload incentive payment	\$0.00
12. Co-generation incentive payment	\$0.00
13. Alternative energy incentive payment	\$0.00
14. Total incentive payments (<i>sum of Lines 10 through 13</i>)	\$0.00
15. Spent nuclear fuel payment	\$0.00
16. Total Utility Aid – this is the utility aid payment listed on the front of the estimate (<i>sum of Lines 9, 14 and 15</i>)	\$0.00

Supplemental County and Municipal Aid

- Under state law, supplemental county and municipal aid paid to each county and municipality is determined by 2023 Wisconsin Act 12 (sec. 79.037, Wis. Stats.)
- For detailed information, review [county and municipal aid spreadsheet](#)

Supplemental County and Municipal Aid Calculation	
1. Prior year supplemental county and municipal aid	\$44,468.19
2. Increase due to sales tax revenue including adjustments (<i>district changes</i>)	\$1,022.77
3. Total Supplemental County and Municipal Aid (<i>sum of Lines 1 and 2</i>)	\$45,490.96

Expenditure Restraint Incentive Program

- Only municipalities are eligible to receive Expenditure Restraint Incentive Program (ERIP) payments
- Under state law, in 2025, each municipality will receive a payment that is equal to the amount of the payment received by the municipality in 2024 (sec. 79.05(4), Wis. Stats., from 2023 WI Act 12 – notwithstanding subs. (2) and (3))

Contact Information

If you have questions, contact us at lgs@wisconsin.gov, (608) 266-8618 or (608) 261-5167.



State of Wisconsin • DEPARTMENT OF REVENUE

DIVISION OF STATE AND LOCAL FINANCE • BUREAU OF LOCAL GOVERNMENT SERVICES • 2135 RIMROCK RD MADISON, WI 53713

Mailing Address:
PO Box 8971 #6-97
Madison WI 53708-8971
Fax: (608) 264-6887
lgs@wisconsin.gov

September 13, 2024

SARA WENTZEL
TOWN OF NIAGARA
PO BOX 78
NIAGARA WI 54151-0078

Notice of Shared Revenue – 2025 Original Estimate

Notice Information

The Wisconsin Department of Revenue (DOR) is providing the **estimated** shared revenue amounts your local government will receive in 2025 under current state law for county and municipal aid, supplemental county and municipal aid, utility aid and the expenditure restraint incentive program. This does not include adjustments, shown on the July and November payment notices.

District	TOWN OF NIAGARA	County	MARINETTE	Co-muni code	38-020
-----------------	-----------------	---------------	-----------	---------------------	--------

Estimate Information

For an explanation of each aid payment listed below, review the additional information in this notice.

2025 Original Estimate	
1. County and municipal aid	\$29,933.52
2. Utility aid	\$0.00
3. Supplemental county and municipal aid	\$45,456.60
4. Expenditure restraint incentive program	\$0.00
5. Total Estimated 2025 Payments (sum of Lines 1-4)	\$75,390.12

Payment Information

Your local government will receive two distributions in 2025 :

- July 28, 2025: 15% of Line 1, 2, and 3 and 100% of Line 4 (*shown above*)
- November 17, 2025: balance of your 2025 aid payments

County and Municipal Aid

Under state law, the county and municipal aid paid to each county and municipality must be equal to the amount determined in 2012 (sec. 79.036, Wis. Stats.) and adjusted for fallen protective services insurance reimbursement (sec. 79.036(4), Wis. Stats.).

County and Municipal Aid Calculation	
1. Prior year county and municipal aid	\$29,262.64
2. Increase due to sales tax revenue, including adjustments (<i>district changes</i>)	\$673.04
3. Fallen protective services insurance adjustment	-\$2.16
4. Fallen protective services insurance reimbursement (<i>reported to DOR</i>)	\$0.00
5. Total County and Municipal Aid (sum of Lines 1-4)	\$29,933.52

Utility Aid

- Under state law, utility aid is distributed to each county and municipality where tax-exempt utility property is located (sec. 79.04, Wis. Stats.)
- Utility companies report utility property information to DOR annually
- DOR uses the provided information to accurately calculate utility aid (*shown below*)

Utility Aid Calculation	
1. Net book value, <i>as of December 31, 2024 (including expected additions/retirements)</i>	\$0.00
2. Total net book value payment	\$0.00
3. Minimum payment	\$0.00
4. Megawatt capacity	0.0
5. Megawatt capacity payment	\$0.00
6. Closed/decommissioned production plant (phased down) payment	\$0.00
7. Subtotal (<i>sum of Lines 2, 3, 5 and 6</i>)	\$0.00
8. Population cap	\$365,500.00
9. Adjusted subtotal (<i>lesser of Line 7 or Line 8</i>)	\$0.00
10. Adjacent site incentive payment	\$0.00
11. Baseload incentive payment	\$0.00
12. Co-generation incentive payment	\$0.00
13. Alternative energy incentive payment	\$0.00
14. Total incentive payments (<i>sum of Lines 10 through 13</i>)	\$0.00
15. Spent nuclear fuel payment	\$0.00
16. Total Utility Aid – this is the utility aid payment listed on the front of the estimate (<i>sum of Lines 9, 14 and 15</i>)	\$0.00

Supplemental County and Municipal Aid

- Under state law, supplemental county and municipal aid paid to each county and municipality is determined by 2023 Wisconsin Act 12 (sec. 79.037, Wis. Stats.)
- For detailed information, review [county and municipal aid spreadsheet](#)

Supplemental County and Municipal Aid Calculation	
1. Prior year supplemental county and municipal aid	\$44,434.60
2. Increase due to sales tax revenue including adjustments (<i>district changes</i>)	\$1,022.00
3. Total Supplemental County and Municipal Aid (<i>sum of Lines 1 and 2</i>)	\$45,456.60

Expenditure Restraint Incentive Program

- Only municipalities are eligible to receive Expenditure Restraint Incentive Program (ERIP) payments
- Under state law, in 2025, each municipality will receive a payment that is equal to the amount of the payment received by the municipality in 2024 (sec. 79.05(4), Wis. Stats., from 2023 WI Act 12 – notwithstanding subs. (2) and (3))

Contact Information

If you have questions, contact us at lgs@wisconsin.gov, (608) 266-8618 or (608) 261-5167.



State of Wisconsin • DEPARTMENT OF REVENUE

DIVISION OF STATE AND LOCAL FINANCE • BUREAU OF LOCAL GOVERNMENT SERVICES • 2135 RIMROCK RD MADISON, WI 53713

Mailing Address:
PO Box 8971 #6-97
Madison WI 53708-8971
Fax: (608) 264-6887
lgs@wisconsin.gov

September 13, 2024

SUZANNE ALLEN
TOWN OF PEMBINE
PO BOX 279
PEMBINE WI 54156-0279

Notice of Shared Revenue – 2025 Original Estimate

Notice Information

The Wisconsin Department of Revenue (DOR) is providing the **estimated** shared revenue amounts your local government will receive in 2025 under current state law for county and municipal aid, supplemental county and municipal aid, utility aid and the expenditure restraint incentive program. This does not include adjustments, shown on the July and November payment notices.

District	TOWN OF PEMBINE	County	MARINETTE	Co-muni code	38-022
-----------------	-----------------	---------------	-----------	---------------------	--------

Estimate Information

For an explanation of each aid payment listed below, review the additional information in this notice.

2025 Original Estimate	
1. County and municipal aid	\$20,918.19
2. Utility aid	\$0.00
3. Supplemental county and municipal aid	\$45,817.40
4. Expenditure restraint incentive program	\$0.00
5. Total Estimated 2025 Payments (sum of Lines 1-4)	\$66,735.59

Payment Information

Your local government will receive two distributions in 2025 :

- July 28, 2025: 15% of Line 1, 2, and 3 and 100% of Line 4 (*shown above*)
- November 17, 2025: balance of your 2025 aid payments

County and Municipal Aid

Under state law, the county and municipal aid paid to each county and municipality must be equal to the amount determined in 2012 (sec. 79.036, Wis. Stats.) and adjusted for fallen protective services insurance reimbursement (sec. 79.036(4), Wis. Stats.).

County and Municipal Aid Calculation	
1. Prior year county and municipal aid	\$20,449.36
2. Increase due to sales tax revenue, including adjustments (<i>district changes</i>)	\$470.34
3. Fallen protective services insurance adjustment	-\$1.51
4. Fallen protective services insurance reimbursement (<i>reported to DOR</i>)	\$0.00
5. Total County and Municipal Aid (sum of Lines 1-4)	\$20,918.19

Utility Aid

- Under state law, utility aid is distributed to each county and municipality where tax-exempt utility property is located (sec. 79.04, Wis. Stats.)
- Utility companies report utility property information to DOR annually
- DOR uses the provided information to accurately calculate utility aid (*shown below*)

Utility Aid Calculation	
1. Net book value, <i>as of December 31, 2024 (including expected additions/retirements)</i>	\$0.00
2. Total net book value payment	\$0.00
3. Minimum payment	\$0.00
4. Megawatt capacity	0.0
5. Megawatt capacity payment	\$0.00
6. Closed/decommissioned production plant (phased down) payment	\$0.00
7. Subtotal (<i>sum of Lines 2, 3, 5 and 6</i>)	\$0.00
8. Population cap	\$371,450.00
9. Adjusted subtotal (<i>lesser of Line 7 or Line 8</i>)	\$0.00
10. Adjacent site incentive payment	\$0.00
11. Baseload incentive payment	\$0.00
12. Co-generation incentive payment	\$0.00
13. Alternative energy incentive payment	\$0.00
14. Total incentive payments (<i>sum of Lines 10 through 13</i>)	\$0.00
15. Spent nuclear fuel payment	\$0.00
16. Total Utility Aid – this is the utility aid payment listed on the front of the estimate (<i>sum of Lines 9, 14 and 15</i>)	\$0.00

Supplemental County and Municipal Aid

- Under state law, supplemental county and municipal aid paid to each county and municipality is determined by 2023 Wisconsin Act 12 (sec. 79.037, Wis. Stats.)
- For detailed information, review [county and municipal aid spreadsheet](#)

Supplemental County and Municipal Aid Calculation	
1. Prior year supplemental county and municipal aid	\$44,787.29
2. Increase due to sales tax revenue including adjustments (<i>district changes</i>)	\$1,030.11
3. Total Supplemental County and Municipal Aid (<i>sum of Lines 1 and 2</i>)	\$45,817.40

Expenditure Restraint Incentive Program

- Only municipalities are eligible to receive Expenditure Restraint Incentive Program (ERIP) payments
- Under state law, in 2025, each municipality will receive a payment that is equal to the amount of the payment received by the municipality in 2024 (sec. 79.05(4), Wis. Stats., from 2023 WI Act 12 – notwithstanding subs. (2) and (3))

Contact Information

If you have questions, contact us at lgs@wisconsin.gov, (608) 266-8618 or (608) 261-5167.



State of Wisconsin • DEPARTMENT OF REVENUE

DIVISION OF STATE AND LOCAL FINANCE • BUREAU OF LOCAL GOVERNMENT SERVICES • 2135 RIMROCK RD MADISON, WI 53713

Mailing Address:
PO Box 8971 #6-97
Madison WI 53708-8971
Fax: (608) 264-6887
lgs@wisconsin.gov

September 13, 2024

KAYLA OKINS
TOWN OF PESHTIGO
W2435 OLD PESHTIGO RD
MARINETTE WI 54143-9207

Notice of Shared Revenue – 2025 Original Estimate

Notice Information

The Wisconsin Department of Revenue (DOR) is providing the **estimated** shared revenue amounts your local government will receive in 2025 under current state law for county and municipal aid, supplemental county and municipal aid, utility aid and the expenditure restraint incentive program. This does not include adjustments, shown on the July and November payment notices.

District	TOWN OF PESHTIGO	County	MARINETTE	Co-muni code	38-024
-----------------	------------------	---------------	-----------	---------------------	--------

Estimate Information

For an explanation of each aid payment listed below, review the additional information in this notice.

2025 Original Estimate	
1. County and municipal aid	\$87,699.86
2. Utility aid	\$199,395.45
3. Supplemental county and municipal aid	\$99,333.72
4. Expenditure restraint incentive program	\$0.00
5. Total Estimated 2025 Payments (sum of Lines 1-4)	\$386,429.03

Payment Information

Your local government will receive two distributions in 2025 :

- July 28, 2025: 15% of Line 1, 2, and 3 and 100% of Line 4 (*shown above*)
- November 17, 2025: balance of your 2025 aid payments

County and Municipal Aid

Under state law, the county and municipal aid paid to each county and municipality must be equal to the amount determined in 2012 (sec. 79.036, Wis. Stats.) and adjusted for fallen protective services insurance reimbursement (sec. 79.036(4), Wis. Stats.).

County and Municipal Aid Calculation	
1. Prior year county and municipal aid	\$85,734.31
2. Increase due to sales tax revenue, including adjustments (<i>district changes</i>)	\$1,971.89
3. Fallen protective services insurance adjustment	-\$6.34
4. Fallen protective services insurance reimbursement (<i>reported to DOR</i>)	\$0.00
5. Total County and Municipal Aid (sum of Lines 1-4)	\$87,699.86

Utility Aid

- Under state law, utility aid is distributed to each county and municipality where tax-exempt utility property is located (sec. 79.04, Wis. Stats.)
- Utility companies report utility property information to DOR annually
- DOR uses the provided information to accurately calculate utility aid (*shown below*)

Utility Aid Calculation	
1. Net book value, <i>as of December 31, 2024 (including expected additions/retirements)</i>	\$6,487,368.00
2. Total net book value payment	\$19,462.10
3. Minimum payment	\$0.00
4. Megawatt capacity	269.9
5. Megawatt capacity payment	\$179,933.35
6. Closed/decommissioned production plant (phased down) payment	\$0.00
7. Subtotal (<i>sum of Lines 2, 3, 5 and 6</i>)	\$199,395.45
8. Population cap	\$1,691,075.00
9. Adjusted subtotal (<i>lesser of Line 7 or Line 8</i>)	\$199,395.45
10. Adjacent site incentive payment	\$0.00
11. Baseload incentive payment	\$0.00
12. Co-generation incentive payment	\$0.00
13. Alternative energy incentive payment	\$0.00
14. Total incentive payments (<i>sum of Lines 10 through 13</i>)	\$0.00
15. Spent nuclear fuel payment	\$0.00
16. Total Utility Aid – this is the utility aid payment listed on the front of the estimate (<i>sum of Lines 9, 14 and 15</i>)	\$199,395.45

Supplemental County and Municipal Aid

- Under state law, supplemental county and municipal aid paid to each county and municipality is determined by 2023 Wisconsin Act 12 (sec. 79.037, Wis. Stats.)
- For detailed information, review [county and municipal aid spreadsheet](#)

Supplemental County and Municipal Aid Calculation	
1. Prior year supplemental county and municipal aid	\$97,100.41
2. Increase due to sales tax revenue including adjustments (<i>district changes</i>)	\$2,233.31
3. Total Supplemental County and Municipal Aid (<i>sum of Lines 1 and 2</i>)	\$99,333.72

Expenditure Restraint Incentive Program

- Only municipalities are eligible to receive Expenditure Restraint Incentive Program (ERIP) payments
- Under state law, in 2025, each municipality will receive a payment that is equal to the amount of the payment received by the municipality in 2024 (sec. 79.05(4), Wis. Stats., from 2023 WI Act 12 – notwithstanding subs. (2) and (3))

Contact Information

If you have questions, contact us at lgs@wisconsin.gov, (608) 266-8618 or (608) 261-5167.



State of Wisconsin • DEPARTMENT OF REVENUE

DIVISION OF STATE AND LOCAL FINANCE • BUREAU OF LOCAL GOVERNMENT SERVICES • 2135 RIMROCK RD MADISON, WI 53713

Mailing Address:
PO Box 8971 #6-97
Madison WI 53708-8971
Fax: (608) 264-6887
lgs@wisconsin.gov

September 13, 2024

AMY LINSTAD
TOWN OF PORTERFIELD
N5202 BAGLEY RD
MARINETTE WI 54143-9682

Notice of Shared Revenue – 2025 Original Estimate

Notice Information

The Wisconsin Department of Revenue (DOR) is providing the **estimated** shared revenue amounts your local government will receive in 2025 under current state law for county and municipal aid, supplemental county and municipal aid, utility aid and the expenditure restraint incentive program. This does not include adjustments, shown on the July and November payment notices.

District	TOWN OF PORTERFIELD	County	MARINETTE	Co-muni code	38-026
-----------------	---------------------	---------------	-----------	---------------------	--------

Estimate Information

For an explanation of each aid payment listed below, review the additional information in this notice.

2025 Original Estimate	
1. County and municipal aid	\$39,415.99
2. Utility aid	\$2,600.14
3. Supplemental county and municipal aid	\$63,227.62
4. Expenditure restraint incentive program	\$0.00
5. Total Estimated 2025 Payments (sum of Lines 1-4)	\$105,243.75

Payment Information

Your local government will receive two distributions in 2025 :

- July 28, 2025: 15% of Line 1, 2, and 3 and 100% of Line 4 (*shown above*)
- November 17, 2025: balance of your 2025 aid payments

County and Municipal Aid

Under state law, the county and municipal aid paid to each county and municipality must be equal to the amount determined in 2012 (sec. 79.036, Wis. Stats.) and adjusted for fallen protective services insurance reimbursement (sec. 79.036(4), Wis. Stats.).

County and Municipal Aid Calculation	
1. Prior year county and municipal aid	\$38,532.59
2. Increase due to sales tax revenue, including adjustments (<i>district changes</i>)	\$886.25
3. Fallen protective services insurance adjustment	-\$2.85
4. Fallen protective services insurance reimbursement (<i>reported to DOR</i>)	\$0.00
5. Total County and Municipal Aid (sum of Lines 1-4)	\$39,415.99

Utility Aid

- Under state law, utility aid is distributed to each county and municipality where tax-exempt utility property is located (sec. 79.04, Wis. Stats.)
- Utility companies report utility property information to DOR annually
- DOR uses the provided information to accurately calculate utility aid (*shown below*)

Utility Aid Calculation	
1. Net book value, <i>as of December 31, 2024 (including expected additions/retirements)</i>	\$45.00
2. Total net book value payment	\$0.14
3. Minimum payment	\$0.00
4. Megawatt capacity	1.2
5. Megawatt capacity payment	\$800.00
6. Closed/decommissioned production plant (phased down) payment	\$0.00
7. Subtotal (<i>sum of Lines 2, 3, 5 and 6</i>)	\$800.14
8. Population cap	\$807,500.00
9. Adjusted subtotal (<i>lesser of Line 7 or Line 8</i>)	\$800.14
10. Adjacent site incentive payment	\$0.00
11. Baseload incentive payment	\$0.00
12. Co-generation incentive payment	\$0.00
13. Alternative energy incentive payment	\$1,800.00
14. Total incentive payments (<i>sum of Lines 10 through 13</i>)	\$1,800.00
15. Spent nuclear fuel payment	\$0.00
16. Total Utility Aid – this is the utility aid payment listed on the front of the estimate (<i>sum of Lines 9, 14 and 15</i>)	\$2,600.14

Supplemental County and Municipal Aid

- Under state law, supplemental county and municipal aid paid to each county and municipality is determined by 2023 Wisconsin Act 12 (sec. 79.037, Wis. Stats.)
- For detailed information, review [county and municipal aid spreadsheet](#)

Supplemental County and Municipal Aid Calculation	
1. Prior year supplemental county and municipal aid	\$61,806.08
2. Increase due to sales tax revenue including adjustments (<i>district changes</i>)	\$1,421.54
3. Total Supplemental County and Municipal Aid (<i>sum of Lines 1 and 2</i>)	\$63,227.62

Expenditure Restraint Incentive Program

- Only municipalities are eligible to receive Expenditure Restraint Incentive Program (ERIP) payments
- Under state law, in 2025, each municipality will receive a payment that is equal to the amount of the payment received by the municipality in 2024 (sec. 79.05(4), Wis. Stats., from 2023 WI Act 12 – notwithstanding subs. (2) and (3))

Contact Information

If you have questions, contact us at lgs@wisconsin.gov, (608) 266-8618 or (608) 261-5167.



State of Wisconsin • DEPARTMENT OF REVENUE

DIVISION OF STATE AND LOCAL FINANCE • BUREAU OF LOCAL GOVERNMENT SERVICES • 2135 RIMROCK RD MADISON, WI 53713

Mailing Address:
PO Box 8971 #6-97
Madison WI 53708-8971
Fax: (608) 264-6887
lgs@wisconsin.gov

September 13, 2024

JESSICA OLSON
TOWN OF POUND
W8484 COUNTY ROAD B
COLEMAN WI 54112

Notice of Shared Revenue – 2025 Original Estimate

Notice Information

The Wisconsin Department of Revenue (DOR) is providing the **estimated** shared revenue amounts your local government will receive in 2025 under current state law for county and municipal aid, supplemental county and municipal aid, utility aid and the expenditure restraint incentive program. This does not include adjustments, shown on the July and November payment notices.

District	TOWN OF POUND	County	MARINETTE	Co-muni code	38-028
-----------------	---------------	---------------	-----------	---------------------	--------

Estimate Information

For an explanation of each aid payment listed below, review the additional information in this notice.

2025 Original Estimate	
1. County and municipal aid	\$67,043.09
2. Utility aid	\$11,421.77
3. Supplemental county and municipal aid	\$54,954.52
4. Expenditure restraint incentive program	\$0.00
5. Total Estimated 2025 Payments (sum of Lines 1-4)	\$133,419.38

Payment Information

Your local government will receive two distributions in 2025 :

- July 28, 2025: 15% of Line 1, 2, and 3 and 100% of Line 4 (*shown above*)
- November 17, 2025: balance of your 2025 aid payments

County and Municipal Aid

Under state law, the county and municipal aid paid to each county and municipality must be equal to the amount determined in 2012 (sec. 79.036, Wis. Stats.) and adjusted for fallen protective services insurance reimbursement (sec. 79.036(4), Wis. Stats.).

County and Municipal Aid Calculation	
1. Prior year county and municipal aid	\$65,540.50
2. Increase due to sales tax revenue, including adjustments (<i>district changes</i>)	\$1,507.43
3. Fallen protective services insurance adjustment	-\$4.84
4. Fallen protective services insurance reimbursement (<i>reported to DOR</i>)	\$0.00
5. Total County and Municipal Aid (sum of Lines 1-4)	\$67,043.09

Utility Aid

- Under state law, utility aid is distributed to each county and municipality where tax-exempt utility property is located (sec. 79.04, Wis. Stats.)
- Utility companies report utility property information to DOR annually
- DOR uses the provided information to accurately calculate utility aid (*shown below*)

Utility Aid Calculation	
1. Net book value, <i>as of December 31, 2024 (including expected additions/retirements)</i>	\$3,807,257.00
2. Total net book value payment	\$11,421.77
3. Minimum payment	\$0.00
4. Megawatt capacity	0.0
5. Megawatt capacity payment	\$0.00
6. Closed/decommissioned production plant (phased down) payment	\$0.00
7. Subtotal (<i>sum of Lines 2, 3, 5 and 6</i>)	\$11,421.77
8. Population cap	\$595,425.00
9. Adjusted subtotal (<i>lesser of Line 7 or Line 8</i>)	\$11,421.77
10. Adjacent site incentive payment	\$0.00
11. Baseload incentive payment	\$0.00
12. Co-generation incentive payment	\$0.00
13. Alternative energy incentive payment	\$0.00
14. Total incentive payments (<i>sum of Lines 10 through 13</i>)	\$0.00
15. Spent nuclear fuel payment	\$0.00
16. Total Utility Aid – this is the utility aid payment listed on the front of the estimate (<i>sum of Lines 9, 14 and 15</i>)	\$11,421.77

Supplemental County and Municipal Aid

- Under state law, supplemental county and municipal aid paid to each county and municipality is determined by 2023 Wisconsin Act 12 (sec. 79.037, Wis. Stats.)
- For detailed information, review [county and municipal aid spreadsheet](#)

Supplemental County and Municipal Aid Calculation	
1. Prior year supplemental county and municipal aid	\$53,718.98
2. Increase due to sales tax revenue including adjustments (<i>district changes</i>)	\$1,235.54
3. Total Supplemental County and Municipal Aid (<i>sum of Lines 1 and 2</i>)	\$54,954.52

Expenditure Restraint Incentive Program

- Only municipalities are eligible to receive Expenditure Restraint Incentive Program (ERIP) payments
- Under state law, in 2025, each municipality will receive a payment that is equal to the amount of the payment received by the municipality in 2024 (sec. 79.05(4), Wis. Stats., from 2023 WI Act 12 – notwithstanding subs. (2) and (3))

Contact Information

If you have questions, contact us at lgs@wisconsin.gov, (608) 266-8618 or (608) 261-5167.



State of Wisconsin • DEPARTMENT OF REVENUE

DIVISION OF STATE AND LOCAL FINANCE • BUREAU OF LOCAL GOVERNMENT SERVICES • 2135 RIMROCK RD MADISON, WI 53713

Mailing Address:
PO Box 8971 #6-97
Madison WI 53708-8971
Fax: (608) 264-6887
lgs@wisconsin.gov

September 13, 2024

AMY VANNIEUWENHOVEN
TOWN OF SILVER CLIFF
N11929 COUNTY ROAD I
SILVER CLIFF WI 54104

Notice of Shared Revenue – 2025 Original Estimate

Notice Information

The Wisconsin Department of Revenue (DOR) is providing the **estimated** shared revenue amounts your local government will receive in 2025 under current state law for county and municipal aid, supplemental county and municipal aid, utility aid and the expenditure restraint incentive program. This does not include adjustments, shown on the July and November payment notices.

District	TOWN OF SILVER CLIFF	County	MARINETTE	Co-muni code	38-030
-----------------	----------------------	---------------	-----------	---------------------	--------

Estimate Information

For an explanation of each aid payment listed below, review the additional information in this notice.

2025 Original Estimate	
1. County and municipal aid	\$9,305.20
2. Utility aid	\$268.60
3. Supplemental county and municipal aid	\$39,630.94
4. Expenditure restraint incentive program	\$0.00
5. Total Estimated 2025 Payments (sum of Lines 1-4)	\$49,204.74

Payment Information

Your local government will receive two distributions in 2025 :

- July 28, 2025: 15% of Line 1, 2, and 3 and 100% of Line 4 (*shown above*)
- November 17, 2025: balance of your 2025 aid payments

County and Municipal Aid

Under state law, the county and municipal aid paid to each county and municipality must be equal to the amount determined in 2012 (sec. 79.036, Wis. Stats.) and adjusted for fallen protective services insurance reimbursement (sec. 79.036(4), Wis. Stats.).

County and Municipal Aid Calculation	
1. Prior year county and municipal aid	\$9,096.65
2. Increase due to sales tax revenue, including adjustments (<i>district changes</i>)	\$209.22
3. Fallen protective services insurance adjustment	-\$0.67
4. Fallen protective services insurance reimbursement (<i>reported to DOR</i>)	\$0.00
5. Total County and Municipal Aid (sum of Lines 1-4)	\$9,305.20

Utility Aid

- Under state law, utility aid is distributed to each county and municipality where tax-exempt utility property is located (sec. 79.04, Wis. Stats.)
- Utility companies report utility property information to DOR annually
- DOR uses the provided information to accurately calculate utility aid (*shown below*)

Utility Aid Calculation	
1. Net book value, <i>as of December 31, 2024 (including expected additions/retirements)</i>	\$89,532.00
2. Total net book value payment	\$268.60
3. Minimum payment	\$0.00
4. Megawatt capacity	0.0
5. Megawatt capacity payment	\$0.00
6. Closed/decommissioned production plant (phased down) payment	\$0.00
7. Subtotal (<i>sum of Lines 2, 3, 5 and 6</i>)	\$268.60
8. Population cap	\$222,275.00
9. Adjusted subtotal (<i>lesser of Line 7 or Line 8</i>)	\$268.60
10. Adjacent site incentive payment	\$0.00
11. Baseload incentive payment	\$0.00
12. Co-generation incentive payment	\$0.00
13. Alternative energy incentive payment	\$0.00
14. Total incentive payments (<i>sum of Lines 10 through 13</i>)	\$0.00
15. Spent nuclear fuel payment	\$0.00
16. Total Utility Aid – this is the utility aid payment listed on the front of the estimate (<i>sum of Lines 9, 14 and 15</i>)	\$268.60

Supplemental County and Municipal Aid

- Under state law, supplemental county and municipal aid paid to each county and municipality is determined by 2023 Wisconsin Act 12 (sec. 79.037, Wis. Stats.)
- For detailed information, review [county and municipal aid spreadsheet](#)

Supplemental County and Municipal Aid Calculation	
1. Prior year supplemental county and municipal aid	\$38,739.92
2. Increase due to sales tax revenue including adjustments (<i>district changes</i>)	\$891.02
3. Total Supplemental County and Municipal Aid (<i>sum of Lines 1 and 2</i>)	\$39,630.94

Expenditure Restraint Incentive Program

- Only municipalities are eligible to receive Expenditure Restraint Incentive Program (ERIP) payments
- Under state law, in 2025, each municipality will receive a payment that is equal to the amount of the payment received by the municipality in 2024 (sec. 79.05(4), Wis. Stats., from 2023 WI Act 12 – notwithstanding subs. (2) and (3))

Contact Information

If you have questions, contact us at lgs@wisconsin.gov, (608) 266-8618 or (608) 261-5167.



State of Wisconsin • DEPARTMENT OF REVENUE

DIVISION OF STATE AND LOCAL FINANCE • BUREAU OF LOCAL GOVERNMENT SERVICES • 2135 RIMROCK RD MADISON, WI 53713

Mailing Address:
PO Box 8971 #6-97
Madison WI 53708-8971
Fax: (608) 264-6887
lgs@wisconsin.gov

September 13, 2024

ELAINE OLSON
TOWN OF STEPHENSON
W9484 COUNTY RD X
CRIVITZ WI 54114-8547

Notice of Shared Revenue – 2025 Original Estimate

Notice Information

The Wisconsin Department of Revenue (DOR) is providing the **estimated** shared revenue amounts your local government will receive in 2025 under current state law for county and municipal aid, supplemental county and municipal aid, utility aid and the expenditure restraint incentive program. This does not include adjustments, shown on the July and November payment notices.

District	TOWN OF STEPHENSON	County	MARINETTE	Co-muni code	38-032
-----------------	--------------------	---------------	-----------	---------------------	--------

Estimate Information

For an explanation of each aid payment listed below, review the additional information in this notice.

2025 Original Estimate	
1. County and municipal aid	\$39,357.53
2. Utility aid	\$82,133.20
3. Supplemental county and municipal aid	\$91,270.83
4. Expenditure restraint incentive program	\$0.00
5. Total Estimated 2025 Payments (sum of Lines 1-4)	\$212,761.56

Payment Information

Your local government will receive two distributions in 2025 :

- July 28, 2025: 15% of Line 1, 2, and 3 and 100% of Line 4 (*shown above*)
- November 17, 2025: balance of your 2025 aid payments

County and Municipal Aid

Under state law, the county and municipal aid paid to each county and municipality must be equal to the amount determined in 2012 (sec. 79.036, Wis. Stats.) and adjusted for fallen protective services insurance reimbursement (sec. 79.036(4), Wis. Stats.).

County and Municipal Aid Calculation	
1. Prior year county and municipal aid	\$38,475.44
2. Increase due to sales tax revenue, including adjustments (<i>district changes</i>)	\$884.93
3. Fallen protective services insurance adjustment	-\$2.84
4. Fallen protective services insurance reimbursement (<i>reported to DOR</i>)	\$0.00
5. Total County and Municipal Aid (sum of Lines 1-4)	\$39,357.53

Utility Aid

- Under state law, utility aid is distributed to each county and municipality where tax-exempt utility property is located (sec. 79.04, Wis. Stats.)
- Utility companies report utility property information to DOR annually
- DOR uses the provided information to accurately calculate utility aid (*shown below*)

Utility Aid Calculation	
1. Net book value, <i>as of December 31, 2024 (including expected additions/retirements)</i>	\$12,499,957.00
2. Total net book value payment	\$37,499.87
3. Minimum payment	\$0.00
4. Megawatt capacity	20.6
5. Megawatt capacity payment	\$13,733.33
6. Closed/decommissioned production plant (phased down) payment	\$0.00
7. Subtotal (<i>sum of Lines 2, 3, 5 and 6</i>)	\$51,233.20
8. Population cap	\$1,535,950.00
9. Adjusted subtotal (<i>lesser of Line 7 or Line 8</i>)	\$51,233.20
10. Adjacent site incentive payment	\$0.00
11. Baseload incentive payment	\$0.00
12. Co-generation incentive payment	\$0.00
13. Alternative energy incentive payment	\$30,900.00
14. Total incentive payments (<i>sum of Lines 10 through 13</i>)	\$30,900.00
15. Spent nuclear fuel payment	\$0.00
16. Total Utility Aid – this is the utility aid payment listed on the front of the estimate (<i>sum of Lines 9, 14 and 15</i>)	\$82,133.20

Supplemental County and Municipal Aid

- Under state law, supplemental county and municipal aid paid to each county and municipality is determined by 2023 Wisconsin Act 12 (sec. 79.037, Wis. Stats.)
- For detailed information, review [county and municipal aid spreadsheet](#)

Supplemental County and Municipal Aid Calculation	
1. Prior year supplemental county and municipal aid	\$89,218.80
2. Increase due to sales tax revenue including adjustments (<i>district changes</i>)	\$2,052.03
3. Total Supplemental County and Municipal Aid (<i>sum of Lines 1 and 2</i>)	\$91,270.83

Expenditure Restraint Incentive Program

- Only municipalities are eligible to receive Expenditure Restraint Incentive Program (ERIP) payments
- Under state law, in 2025, each municipality will receive a payment that is equal to the amount of the payment received by the municipality in 2024 (sec. 79.05(4), Wis. Stats., from 2023 WI Act 12 – notwithstanding subs. (2) and (3))

Contact Information

If you have questions, contact us at lgs@wisconsin.gov, (608) 266-8618 or (608) 261-5167.



State of Wisconsin • DEPARTMENT OF REVENUE

DIVISION OF STATE AND LOCAL FINANCE • BUREAU OF LOCAL GOVERNMENT SERVICES • 2135 RIMROCK RD MADISON, WI 53713

Mailing Address:
PO Box 8971 #6-97
Madison WI 53708-8971
Fax: (608) 264-6887
lgs@wisconsin.gov

September 13, 2024

MARGO RENIKOW
TOWN OF WAGNER
W2379 COUNTY RD JJ
WAUSAUKEE WI 54177

Notice of Shared Revenue – 2025 Original Estimate

Notice Information

The Wisconsin Department of Revenue (DOR) is providing the **estimated** shared revenue amounts your local government will receive in 2025 under current state law for county and municipal aid, supplemental county and municipal aid, utility aid and the expenditure restraint incentive program. This does not include adjustments, shown on the July and November payment notices.

District	TOWN OF WAGNER	County	MARINETTE	Co-muni code	38-034
-----------------	----------------	---------------	-----------	---------------------	--------

Estimate Information

For an explanation of each aid payment listed below, review the additional information in this notice.

2025 Original Estimate	
1. County and municipal aid	\$12,483.51
2. Utility aid	\$615.82
3. Supplemental county and municipal aid	\$42,105.85
4. Expenditure restraint incentive program	\$0.00
5. Total Estimated 2025 Payments (sum of Lines 1-4)	\$55,205.18

Payment Information

Your local government will receive two distributions in 2025 :

- July 28, 2025: 15% of Line 1, 2, and 3 and 100% of Line 4 (*shown above*)
- November 17, 2025: balance of your 2025 aid payments

County and Municipal Aid

Under state law, the county and municipal aid paid to each county and municipality must be equal to the amount determined in 2012 (sec. 79.036, Wis. Stats.) and adjusted for fallen protective services insurance reimbursement (sec. 79.036(4), Wis. Stats.).

County and Municipal Aid Calculation	
1. Prior year county and municipal aid	\$12,203.72
2. Increase due to sales tax revenue, including adjustments (<i>district changes</i>)	\$280.69
3. Fallen protective services insurance adjustment	-\$0.90
4. Fallen protective services insurance reimbursement (<i>reported to DOR</i>)	\$0.00
5. Total County and Municipal Aid (sum of Lines 1-4)	\$12,483.51

Utility Aid

- Under state law, utility aid is distributed to each county and municipality where tax-exempt utility property is located (sec. 79.04, Wis. Stats.)
- Utility companies report utility property information to DOR annually
- DOR uses the provided information to accurately calculate utility aid (*shown below*)

Utility Aid Calculation	
1. Net book value, as of December 31, 2024 (including expected additions/retirements)	\$205,274.00
2. Total net book value payment	\$615.82
3. Minimum payment	\$0.00
4. Megawatt capacity	0.0
5. Megawatt capacity payment	\$0.00
6. Closed/decommissioned production plant (phased down) payment	\$0.00
7. Subtotal (sum of Lines 2, 3, 5 and 6)	\$615.82
8. Population cap	\$282,200.00
9. Adjusted subtotal (lesser of Line 7 or Line 8)	\$615.82
10. Adjacent site incentive payment	\$0.00
11. Baseload incentive payment	\$0.00
12. Co-generation incentive payment	\$0.00
13. Alternative energy incentive payment	\$0.00
14. Total incentive payments (sum of Lines 10 through 13)	\$0.00
15. Spent nuclear fuel payment	\$0.00
16. Total Utility Aid – this is the utility aid payment listed on the front of the estimate (sum of Lines 9, 14 and 15)	\$615.82

Supplemental County and Municipal Aid

- Under state law, supplemental county and municipal aid paid to each county and municipality is determined by 2023 Wisconsin Act 12 (sec. 79.037, Wis. Stats.)
- For detailed information, review [county and municipal aid spreadsheet](#)

Supplemental County and Municipal Aid Calculation	
1. Prior year supplemental county and municipal aid	\$41,159.19
2. Increase due to sales tax revenue including adjustments (district changes)	\$946.66
3. Total Supplemental County and Municipal Aid (sum of Lines 1 and 2)	\$42,105.85

Expenditure Restraint Incentive Program

- Only municipalities are eligible to receive Expenditure Restraint Incentive Program (ERIP) payments
- Under state law, in 2025, each municipality will receive a payment that is equal to the amount of the payment received by the municipality in 2024 (sec. 79.05(4), Wis. Stats., from 2023 WI Act 12 – notwithstanding subs. (2) and (3))

Contact Information

If you have questions, contact us at lgs@wisconsin.gov, (608) 266-8618 or (608) 261-5167.



State of Wisconsin • DEPARTMENT OF REVENUE

DIVISION OF STATE AND LOCAL FINANCE • BUREAU OF LOCAL GOVERNMENT SERVICES • 2135 RIMROCK RD MADISON, WI 53713

Mailing Address:
PO Box 8971 #6-97
Madison WI 53708-8971
Fax: (608) 264-6887
lgs@wisconsin.gov

September 13, 2024

CHERYL STUMBRIS
TOWN OF WAUSAUKEE
PO BOX 464
WAUSAUKEE WI 54177-0464

Notice of Shared Revenue – 2025 Original Estimate

Notice Information

The Wisconsin Department of Revenue (DOR) is providing the **estimated** shared revenue amounts your local government will receive in 2025 under current state law for county and municipal aid, supplemental county and municipal aid, utility aid and the expenditure restraint incentive program. This does not include adjustments, shown on the July and November payment notices.

District	TOWN OF WAUSAUKEE	County	MARINETTE	Co-muni code	38-036
-----------------	-------------------	---------------	-----------	---------------------	--------

Estimate Information

For an explanation of each aid payment listed below, review the additional information in this notice.

2025 Original Estimate	
1. County and municipal aid	\$25,008.39
2. Utility aid	\$0.00
3. Supplemental county and municipal aid	\$49,682.53
4. Expenditure restraint incentive program	\$0.00
5. Total Estimated 2025 Payments (sum of Lines 1-4)	\$74,690.92

Payment Information

Your local government will receive two distributions in 2025 :

- July 28, 2025: 15% of Line 1, 2, and 3 and 100% of Line 4 (*shown above*)
- November 17, 2025: balance of your 2025 aid payments

County and Municipal Aid

Under state law, the county and municipal aid paid to each county and municipality must be equal to the amount determined in 2012 (sec. 79.036, Wis. Stats.) and adjusted for fallen protective services insurance reimbursement (sec. 79.036(4), Wis. Stats.).

County and Municipal Aid Calculation	
1. Prior year county and municipal aid	\$24,447.90
2. Increase due to sales tax revenue, including adjustments (<i>district changes</i>)	\$562.30
3. Fallen protective services insurance adjustment	-\$1.81
4. Fallen protective services insurance reimbursement (<i>reported to DOR</i>)	\$0.00
5. Total County and Municipal Aid (sum of Lines 1-4)	\$25,008.39

Utility Aid

- Under state law, utility aid is distributed to each county and municipality where tax-exempt utility property is located (sec. 79.04, Wis. Stats.)
- Utility companies report utility property information to DOR annually
- DOR uses the provided information to accurately calculate utility aid (*shown below*)

Utility Aid Calculation	
1. Net book value, <i>as of December 31, 2024 (including expected additions/retirements)</i>	\$0.00
2. Total net book value payment	\$0.00
3. Minimum payment	\$0.00
4. Megawatt capacity	0.0
5. Megawatt capacity payment	\$0.00
6. Closed/decommissioned production plant (phased down) payment	\$0.00
7. Subtotal (<i>sum of Lines 2, 3, 5 and 6</i>)	\$0.00
8. Population cap	\$472,175.00
9. Adjusted subtotal (<i>lesser of Line 7 or Line 8</i>)	\$0.00
10. Adjacent site incentive payment	\$0.00
11. Baseload incentive payment	\$0.00
12. Co-generation incentive payment	\$0.00
13. Alternative energy incentive payment	\$0.00
14. Total incentive payments (<i>sum of Lines 10 through 13</i>)	\$0.00
15. Spent nuclear fuel payment	\$0.00
16. Total Utility Aid – this is the utility aid payment listed on the front of the estimate (<i>sum of Lines 9, 14 and 15</i>)	\$0.00

Supplemental County and Municipal Aid

- Under state law, supplemental county and municipal aid paid to each county and municipality is determined by 2023 Wisconsin Act 12 (sec. 79.037, Wis. Stats.)
- For detailed information, review [county and municipal aid spreadsheet](#)

Supplemental County and Municipal Aid Calculation	
1. Prior year supplemental county and municipal aid	\$48,565.52
2. Increase due to sales tax revenue including adjustments (<i>district changes</i>)	\$1,117.01
3. Total Supplemental County and Municipal Aid (<i>sum of Lines 1 and 2</i>)	\$49,682.53

Expenditure Restraint Incentive Program

- Only municipalities are eligible to receive Expenditure Restraint Incentive Program (ERIP) payments
- Under state law, in 2025, each municipality will receive a payment that is equal to the amount of the payment received by the municipality in 2024 (sec. 79.05(4), Wis. Stats., from 2023 WI Act 12 – notwithstanding subs. (2) and (3))

Contact Information

If you have questions, contact us at lgs@wisconsin.gov, (608) 266-8618 or (608) 261-5167.



State of Wisconsin • DEPARTMENT OF REVENUE

DIVISION OF STATE AND LOCAL FINANCE • BUREAU OF LOCAL GOVERNMENT SERVICES • 2135 RIMROCK RD MADISON, WI 53713

Mailing Address:
PO Box 8971 #6-97
Madison WI 53708-8971
Fax: (608) 264-6887
lgs@wisconsin.gov

September 13, 2024

LORI GROSS
VILLAGE OF COLEMAN
PO BOX 52
COLEMAN WI 54112-0052

Notice of Shared Revenue – 2025 Original Estimate

Notice Information

The Wisconsin Department of Revenue (DOR) is providing the **estimated** shared revenue amounts your local government will receive in 2025 under current state law for county and municipal aid, supplemental county and municipal aid, utility aid and the expenditure restraint incentive program. This does not include adjustments, shown on the July and November payment notices.

District	VILLAGE OF COLEMAN	County	MARINETTE	Co-muni code	38-111
-----------------	--------------------	---------------	-----------	---------------------	--------

Estimate Information

For an explanation of each aid payment listed below, review the additional information in this notice.

2025 Original Estimate	
1. County and municipal aid	\$173,697.92
2. Utility aid	\$0.00
3. Supplemental county and municipal aid	\$43,154.13
4. Expenditure restraint incentive program	\$4,601.01
5. Total Estimated 2025 Payments (sum of Lines 1-4)	\$221,453.06

Payment Information

Your local government will receive two distributions in 2025 :

- July 28, 2025: 15% of Line 1, 2, and 3 and 100% of Line 4 (*shown above*)
- November 17, 2025: balance of your 2025 aid payments

County and Municipal Aid

Under state law, the county and municipal aid paid to each county and municipality must be equal to the amount determined in 2012 (sec. 79.036, Wis. Stats.) and adjusted for fallen protective services insurance reimbursement (sec. 79.036(4), Wis. Stats.).

County and Municipal Aid Calculation	
1. Prior year county and municipal aid	\$169,804.96
2. Increase due to sales tax revenue, including adjustments (<i>district changes</i>)	\$3,905.51
3. Fallen protective services insurance adjustment	-\$12.55
4. Fallen protective services insurance reimbursement (<i>reported to DOR</i>)	\$0.00
5. Total County and Municipal Aid (sum of Lines 1-4)	\$173,697.92

Utility Aid

- Under state law, utility aid is distributed to each county and municipality where tax-exempt utility property is located (sec. 79.04, Wis. Stats.)
- Utility companies report utility property information to DOR annually
- DOR uses the provided information to accurately calculate utility aid (*shown below*)

Utility Aid Calculation	
1. Net book value, <i>as of December 31, 2024 (including expected additions/retirements)</i>	\$0.00
2. Total net book value payment	\$0.00
3. Minimum payment	\$0.00
4. Megawatt capacity	0.0
5. Megawatt capacity payment	\$0.00
6. Closed/decommissioned production plant (phased down) payment	\$0.00
7. Subtotal (<i>sum of Lines 2, 3, 5 and 6</i>)	\$0.00
8. Population cap	\$306,850.00
9. Adjusted subtotal (<i>lesser of Line 7 or Line 8</i>)	\$0.00
10. Adjacent site incentive payment	\$0.00
11. Baseload incentive payment	\$0.00
12. Co-generation incentive payment	\$0.00
13. Alternative energy incentive payment	\$0.00
14. Total incentive payments (<i>sum of Lines 10 through 13</i>)	\$0.00
15. Spent nuclear fuel payment	\$0.00
16. Total Utility Aid – this is the utility aid payment listed on the front of the estimate (<i>sum of Lines 9, 14 and 15</i>)	\$0.00

Supplemental County and Municipal Aid

- Under state law, supplemental county and municipal aid paid to each county and municipality is determined by 2023 Wisconsin Act 12 (sec. 79.037, Wis. Stats.)
- For detailed information, review [county and municipal aid spreadsheet](#)

Supplemental County and Municipal Aid Calculation	
1. Prior year supplemental county and municipal aid	\$42,183.90
2. Increase due to sales tax revenue including adjustments (<i>district changes</i>)	\$970.23
3. Total Supplemental County and Municipal Aid (<i>sum of Lines 1 and 2</i>)	\$43,154.13

Expenditure Restraint Incentive Program

- Only municipalities are eligible to receive Expenditure Restraint Incentive Program (ERIP) payments
- Under state law, in 2025, each municipality will receive a payment that is equal to the amount of the payment received by the municipality in 2024 (sec. 79.05(4), Wis. Stats., from 2023 WI Act 12 – notwithstanding subs. (2) and (3))

Contact Information

If you have questions, contact us at lgs@wisconsin.gov, (608) 266-8618 or (608) 261-5167.



State of Wisconsin • DEPARTMENT OF REVENUE

DIVISION OF STATE AND LOCAL FINANCE • BUREAU OF LOCAL GOVERNMENT SERVICES • 2135 RIMROCK RD MADISON, WI 53713

Mailing Address:
PO Box 8971 #6-97
Madison WI 53708-8971
Fax: (608) 264-6887
lgs@wisconsin.gov

September 13, 2024

KAITLIN DESCHANE
VILLAGE OF CRIVITZ
PO BOX 727
CRIVITZ WI 54114-0727

Notice of Shared Revenue – 2025 Original Estimate

Notice Information

The Wisconsin Department of Revenue (DOR) is providing the **estimated** shared revenue amounts your local government will receive in 2025 under current state law for county and municipal aid, supplemental county and municipal aid, utility aid and the expenditure restraint incentive program. This does not include adjustments, shown on the July and November payment notices.

District	VILLAGE OF CRIVITZ	County	MARINETTE	Co-muni code	38-121
-----------------	--------------------	---------------	-----------	---------------------	--------

Estimate Information

For an explanation of each aid payment listed below, review the additional information in this notice.

2025 Original Estimate	
1. County and municipal aid	\$177,029.72
2. Utility aid	\$1,796.71
3. Supplemental county and municipal aid	\$49,527.94
4. Expenditure restraint incentive program	\$0.00
5. Total Estimated 2025 Payments (sum of Lines 1-4)	\$228,354.37

Payment Information

Your local government will receive two distributions in 2025 :

- July 28, 2025: 15% of Line 1, 2, and 3 and 100% of Line 4 (*shown above*)
- November 17, 2025: balance of your 2025 aid payments

County and Municipal Aid

Under state law, the county and municipal aid paid to each county and municipality must be equal to the amount determined in 2012 (sec. 79.036, Wis. Stats.) and adjusted for fallen protective services insurance reimbursement (sec. 79.036(4), Wis. Stats.).

County and Municipal Aid Calculation	
1. Prior year county and municipal aid	\$173,062.08
2. Increase due to sales tax revenue, including adjustments (<i>district changes</i>)	\$3,980.43
3. Fallen protective services insurance adjustment	-\$12.79
4. Fallen protective services insurance reimbursement (<i>reported to DOR</i>)	\$0.00
5. Total County and Municipal Aid (sum of Lines 1-4)	\$177,029.72

Utility Aid

- Under state law, utility aid is distributed to each county and municipality where tax-exempt utility property is located (sec. 79.04, Wis. Stats.)
- Utility companies report utility property information to DOR annually
- DOR uses the provided information to accurately calculate utility aid (*shown below*)

Utility Aid Calculation	
1. Net book value, <i>as of December 31, 2024 (including expected additions/retirements)</i>	\$299,451.00
2. Total net book value payment	\$1,796.71
3. Minimum payment	\$0.00
4. Megawatt capacity	0.0
5. Megawatt capacity payment	\$0.00
6. Closed/decommissioned production plant (phased down) payment	\$0.00
7. Subtotal (<i>sum of Lines 2, 3, 5 and 6</i>)	\$1,796.71
8. Population cap	\$471,325.00
9. Adjusted subtotal (<i>lesser of Line 7 or Line 8</i>)	\$1,796.71
10. Adjacent site incentive payment	\$0.00
11. Baseload incentive payment	\$0.00
12. Co-generation incentive payment	\$0.00
13. Alternative energy incentive payment	\$0.00
14. Total incentive payments (<i>sum of Lines 10 through 13</i>)	\$0.00
15. Spent nuclear fuel payment	\$0.00
16. Total Utility Aid – this is the utility aid payment listed on the front of the estimate (<i>sum of Lines 9, 14 and 15</i>)	\$1,796.71

Supplemental County and Municipal Aid

- Under state law, supplemental county and municipal aid paid to each county and municipality is determined by 2023 Wisconsin Act 12 (sec. 79.037, Wis. Stats.)
- For detailed information, review [county and municipal aid spreadsheet](#)

Supplemental County and Municipal Aid Calculation	
1. Prior year supplemental county and municipal aid	\$48,414.41
2. Increase due to sales tax revenue including adjustments (<i>district changes</i>)	\$1,113.53
3. Total Supplemental County and Municipal Aid (<i>sum of Lines 1 and 2</i>)	\$49,527.94

Expenditure Restraint Incentive Program

- Only municipalities are eligible to receive Expenditure Restraint Incentive Program (ERIP) payments
- Under state law, in 2025, each municipality will receive a payment that is equal to the amount of the payment received by the municipality in 2024 (sec. 79.05(4), Wis. Stats., from 2023 WI Act 12 – notwithstanding subs. (2) and (3))

Contact Information

If you have questions, contact us at lgs@wisconsin.gov, (608) 266-8618 or (608) 261-5167.



State of Wisconsin • DEPARTMENT OF REVENUE

DIVISION OF STATE AND LOCAL FINANCE • BUREAU OF LOCAL GOVERNMENT SERVICES • 2135 RIMROCK RD MADISON, WI 53713

Mailing Address:
PO Box 8971 #6-97
Madison WI 53708-8971
Fax: (608) 264-6887
lgs@wisconsin.gov

September 13, 2024

DIANE PATZ
VILLAGE OF POUND
2002 COUNTY RD Q
POUND WI 54161-0127

Notice of Shared Revenue – 2025 Original Estimate

Notice Information

The Wisconsin Department of Revenue (DOR) is providing the **estimated** shared revenue amounts your local government will receive in 2025 under current state law for county and municipal aid, supplemental county and municipal aid, utility aid and the expenditure restraint incentive program. This does not include adjustments, shown on the July and November payment notices.

District	VILLAGE OF POUND	County	MARINETTE	Co-muni code	38-171
-----------------	------------------	---------------	-----------	---------------------	--------

Estimate Information

For an explanation of each aid payment listed below, review the additional information in this notice.

2025 Original Estimate	
1. County and municipal aid	\$156,137.87
2. Utility aid	\$1,674.09
3. Supplemental county and municipal aid	\$36,760.15
4. Expenditure restraint incentive program	\$4,326.87
5. Total Estimated 2025 Payments (sum of Lines 1-4)	\$198,898.98

Payment Information

Your local government will receive two distributions in 2025 :

- July 28, 2025: 15% of Line 1, 2, and 3 and 100% of Line 4 (*shown above*)
- November 17, 2025: balance of your 2025 aid payments

County and Municipal Aid

Under state law, the county and municipal aid paid to each county and municipality must be equal to the amount determined in 2012 (sec. 79.036, Wis. Stats.) and adjusted for fallen protective services insurance reimbursement (sec. 79.036(4), Wis. Stats.).

County and Municipal Aid Calculation	
1. Prior year county and municipal aid	\$152,638.47
2. Increase due to sales tax revenue, including adjustments (<i>district changes</i>)	\$3,510.68
3. Fallen protective services insurance adjustment	-\$11.28
4. Fallen protective services insurance reimbursement (<i>reported to DOR</i>)	\$0.00
5. Total County and Municipal Aid (sum of Lines 1-4)	\$156,137.87

Utility Aid

- Under state law, utility aid is distributed to each county and municipality where tax-exempt utility property is located (sec. 79.04, Wis. Stats.)
- Utility companies report utility property information to DOR annually
- DOR uses the provided information to accurately calculate utility aid (*shown below*)

Utility Aid Calculation	
1. Net book value, <i>as of December 31, 2024 (including expected additions/retirements)</i>	\$279,015.00
2. Total net book value payment	\$1,674.09
3. Minimum payment	\$0.00
4. Megawatt capacity	0.0
5. Megawatt capacity payment	\$0.00
6. Closed/decommissioned production plant (phased down) payment	\$0.00
7. Subtotal (<i>sum of Lines 2, 3, 5 and 6</i>)	\$1,674.09
8. Population cap	\$147,475.00
9. Adjusted subtotal (<i>lesser of Line 7 or Line 8</i>)	\$1,674.09
10. Adjacent site incentive payment	\$0.00
11. Baseload incentive payment	\$0.00
12. Co-generation incentive payment	\$0.00
13. Alternative energy incentive payment	\$0.00
14. Total incentive payments (<i>sum of Lines 10 through 13</i>)	\$0.00
15. Spent nuclear fuel payment	\$0.00
16. Total Utility Aid – this is the utility aid payment listed on the front of the estimate (<i>sum of Lines 9, 14 and 15</i>)	\$1,674.09

Supplemental County and Municipal Aid

- Under state law, supplemental county and municipal aid paid to each county and municipality is determined by 2023 Wisconsin Act 12 (sec. 79.037, Wis. Stats.)
- For detailed information, review [county and municipal aid spreadsheet](#)

Supplemental County and Municipal Aid Calculation	
1. Prior year supplemental county and municipal aid	\$35,933.68
2. Increase due to sales tax revenue including adjustments (<i>district changes</i>)	\$826.47
3. Total Supplemental County and Municipal Aid (<i>sum of Lines 1 and 2</i>)	\$36,760.15

Expenditure Restraint Incentive Program

- Only municipalities are eligible to receive Expenditure Restraint Incentive Program (ERIP) payments
- Under state law, in 2025, each municipality will receive a payment that is equal to the amount of the payment received by the municipality in 2024 (sec. 79.05(4), Wis. Stats., from 2023 WI Act 12 – notwithstanding subs. (2) and (3))

Contact Information

If you have questions, contact us at lgs@wisconsin.gov, (608) 266-8618 or (608) 261-5167.



State of Wisconsin • DEPARTMENT OF REVENUE

DIVISION OF STATE AND LOCAL FINANCE • BUREAU OF LOCAL GOVERNMENT SERVICES • 2135 RIMROCK RD MADISON, WI 53713

Mailing Address:
PO Box 8971 #6-97
Madison WI 53708-8971
Fax: (608) 264-6887
lgs@wisconsin.gov

September 13, 2024

SARA PULLEN
VILLAGE OF WAUSAUKEE
PO BOX 475
WAUSAUKEE WI 54177-0475

Notice of Shared Revenue – 2025 Original Estimate

Notice Information

The Wisconsin Department of Revenue (DOR) is providing the **estimated** shared revenue amounts your local government will receive in 2025 under current state law for county and municipal aid, supplemental county and municipal aid, utility aid and the expenditure restraint incentive program. This does not include adjustments, shown on the July and November payment notices.

District	VILLAGE OF WAUSAUKEE	County	MARINETTE	Co-muni code	38-191
-----------------	----------------------	---------------	-----------	---------------------	--------

Estimate Information

For an explanation of each aid payment listed below, review the additional information in this notice.

2025 Original Estimate	
1. County and municipal aid	\$132,838.92
2. Utility aid	\$5,003.71
3. Supplemental county and municipal aid	\$40,885.64
4. Expenditure restraint incentive program	\$8,408.61
5. Total Estimated 2025 Payments (sum of Lines 1-4)	\$187,136.88

Payment Information

Your local government will receive two distributions in 2025 :

- July 28, 2025: 15% of Line 1, 2, and 3 and 100% of Line 4 (*shown above*)
- November 17, 2025: balance of your 2025 aid payments

County and Municipal Aid

Under state law, the county and municipal aid paid to each county and municipality must be equal to the amount determined in 2012 (sec. 79.036, Wis. Stats.) and adjusted for fallen protective services insurance reimbursement (sec. 79.036(4), Wis. Stats.).

County and Municipal Aid Calculation	
1. Prior year county and municipal aid	\$129,861.70
2. Increase due to sales tax revenue, including adjustments (<i>district changes</i>)	\$2,986.82
3. Fallen protective services insurance adjustment	-\$9.60
4. Fallen protective services insurance reimbursement (<i>reported to DOR</i>)	\$0.00
5. Total County and Municipal Aid (sum of Lines 1-4)	\$132,838.92

Utility Aid

- Under state law, utility aid is distributed to each county and municipality where tax-exempt utility property is located (sec. 79.04, Wis. Stats.)
- Utility companies report utility property information to DOR annually
- DOR uses the provided information to accurately calculate utility aid (*shown below*)

Utility Aid Calculation	
1. Net book value, <i>as of December 31, 2024 (including expected additions/retirements)</i>	\$833,952.00
2. Total net book value payment	\$5,003.71
3. Minimum payment	\$0.00
4. Megawatt capacity	0.0
5. Megawatt capacity payment	\$0.00
6. Closed/decommissioned production plant (phased down) payment	\$0.00
7. Subtotal (<i>sum of Lines 2, 3, 5 and 6</i>)	\$5,003.71
8. Population cap	\$247,350.00
9. Adjusted subtotal (<i>lesser of Line 7 or Line 8</i>)	\$5,003.71
10. Adjacent site incentive payment	\$0.00
11. Baseload incentive payment	\$0.00
12. Co-generation incentive payment	\$0.00
13. Alternative energy incentive payment	\$0.00
14. Total incentive payments (<i>sum of Lines 10 through 13</i>)	\$0.00
15. Spent nuclear fuel payment	\$0.00
16. Total Utility Aid – this is the utility aid payment listed on the front of the estimate (<i>sum of Lines 9, 14 and 15</i>)	\$5,003.71

Supplemental County and Municipal Aid

- Under state law, supplemental county and municipal aid paid to each county and municipality is determined by 2023 Wisconsin Act 12 (sec. 79.037, Wis. Stats.)
- For detailed information, review [county and municipal aid spreadsheet](#)

Supplemental County and Municipal Aid Calculation	
1. Prior year supplemental county and municipal aid	\$39,966.41
2. Increase due to sales tax revenue including adjustments (<i>district changes</i>)	\$919.23
3. Total Supplemental County and Municipal Aid (<i>sum of Lines 1 and 2</i>)	\$40,885.64

Expenditure Restraint Incentive Program

- Only municipalities are eligible to receive Expenditure Restraint Incentive Program (ERIP) payments
- Under state law, in 2025, each municipality will receive a payment that is equal to the amount of the payment received by the municipality in 2024 (sec. 79.05(4), Wis. Stats., from 2023 WI Act 12 – notwithstanding subs. (2) and (3))

Contact Information

If you have questions, contact us at lgs@wisconsin.gov, (608) 266-8618 or (608) 261-5167.



State of Wisconsin • DEPARTMENT OF REVENUE

DIVISION OF STATE AND LOCAL FINANCE • BUREAU OF LOCAL GOVERNMENT SERVICES • 2135 RIMROCK RD MADISON, WI 53713

Mailing Address:
PO Box 8971 #6-97
Madison WI 53708-8971
Fax: (608) 264-6887
lgs@wisconsin.gov

September 13, 2024

LANA BERO
CITY OF MARINETTE
1905 HALL AVE
MARINETTE WI 54143

Notice of Shared Revenue – 2025 Original Estimate

Notice Information

The Wisconsin Department of Revenue (DOR) is providing the **estimated** shared revenue amounts your local government will receive in 2025 under current state law for county and municipal aid, supplemental county and municipal aid, utility aid and the expenditure restraint incentive program. This does not include adjustments, shown on the July and November payment notices.

District	CITY OF MARINETTE	County	MARINETTE	Co-muni code	38-251
-----------------	-------------------	---------------	-----------	---------------------	--------

Estimate Information

For an explanation of each aid payment listed below, review the additional information in this notice.

2025 Original Estimate	
1. County and municipal aid	\$4,611,467.69
2. Utility aid	\$73,517.62
3. Supplemental county and municipal aid	\$1,016,898.08
4. Expenditure restraint incentive program	\$194,030.41
5. Total Estimated 2025 Payments (sum of Lines 1-4)	\$5,895,913.80

Payment Information

Your local government will receive two distributions in 2025 :

- July 28, 2025: 15% of Line 1, 2, and 3 and 100% of Line 4 (*shown above*)
- November 17, 2025: balance of your 2025 aid payments

County and Municipal Aid

Under state law, the county and municipal aid paid to each county and municipality must be equal to the amount determined in 2012 (sec. 79.036, Wis. Stats.) and adjusted for fallen protective services insurance reimbursement (sec. 79.036(4), Wis. Stats.).

County and Municipal Aid Calculation	
1. Prior year county and municipal aid	\$4,508,114.23
2. Increase due to sales tax revenue, including adjustments (<i>district changes</i>)	\$103,686.63
3. Fallen protective services insurance adjustment	-\$333.17
4. Fallen protective services insurance reimbursement (<i>reported to DOR</i>)	\$0.00
5. Total County and Municipal Aid (sum of Lines 1-4)	\$4,611,467.69

Utility Aid

- Under state law, utility aid is distributed to each county and municipality where tax-exempt utility property is located (sec. 79.04, Wis. Stats.)
- Utility companies report utility property information to DOR annually
- DOR uses the provided information to accurately calculate utility aid (*shown below*)

Utility Aid Calculation	
1. Net book value, <i>as of December 31, 2024 (including expected additions/retirements)</i>	\$12,252,937.00
2. Total net book value payment	\$73,517.62
3. Minimum payment	\$0.00
4. Megawatt capacity	0.0
5. Megawatt capacity payment	\$0.00
6. Closed/decommissioned production plant (phased down) payment	\$0.00
7. Subtotal (<i>sum of Lines 2, 3, 5 and 6</i>)	\$73,517.62
8. Population cap	\$4,658,425.00
9. Adjusted subtotal (<i>lesser of Line 7 or Line 8</i>)	\$73,517.62
10. Adjacent site incentive payment	\$0.00
11. Baseload incentive payment	\$0.00
12. Co-generation incentive payment	\$0.00
13. Alternative energy incentive payment	\$0.00
14. Total incentive payments (<i>sum of Lines 10 through 13</i>)	\$0.00
15. Spent nuclear fuel payment	\$0.00
16. Total Utility Aid – this is the utility aid payment listed on the front of the estimate (<i>sum of Lines 9, 14 and 15</i>)	\$73,517.62

Supplemental County and Municipal Aid

- Under state law, supplemental county and municipal aid paid to each county and municipality is determined by 2023 Wisconsin Act 12 (sec. 79.037, Wis. Stats.)
- For detailed information, review [county and municipal aid spreadsheet](#)

Supplemental County and Municipal Aid Calculation	
1. Prior year supplemental county and municipal aid	\$994,035.27
2. Increase due to sales tax revenue including adjustments (<i>district changes</i>)	\$22,862.81
3. Total Supplemental County and Municipal Aid (<i>sum of Lines 1 and 2</i>)	\$1,016,898.08

Expenditure Restraint Incentive Program

- Only municipalities are eligible to receive Expenditure Restraint Incentive Program (ERIP) payments
- Under state law, in 2025, each municipality will receive a payment that is equal to the amount of the payment received by the municipality in 2024 (sec. 79.05(4), Wis. Stats., from 2023 WI Act 12 – notwithstanding subs. (2) and (3))

Contact Information

If you have questions, contact us at lgs@wisconsin.gov, (608) 266-8618 or (608) 261-5167.



State of Wisconsin • DEPARTMENT OF REVENUE

DIVISION OF STATE AND LOCAL FINANCE • BUREAU OF LOCAL GOVERNMENT SERVICES • 2135 RIMROCK RD MADISON, WI 53713

Mailing Address:
PO Box 8971 #6-97
Madison WI 53708-8971
Fax: (608) 264-6887
lgs@wisconsin.gov

September 13, 2024

AUDREY FREDRICK
CITY OF NIAGARA
1029 ROOSEVELT RD
PO BOX 24
NIAGARA WI 54151

Notice of Shared Revenue – 2025 Original Estimate

Notice Information

The Wisconsin Department of Revenue (DOR) is providing the **estimated** shared revenue amounts your local government will receive in 2025 under current state law for county and municipal aid, supplemental county and municipal aid, utility aid and the expenditure restraint incentive program. This does not include adjustments, shown on the July and November payment notices.

District	CITY OF NIAGARA	County	MARINETTE	Co-muni code	38-261
-----------------	-----------------	---------------	-----------	---------------------	--------

Estimate Information

For an explanation of each aid payment listed below, review the additional information in this notice.

2025 Original Estimate	
1. County and municipal aid	\$620,510.17
2. Utility aid	\$4,615.01
3. Supplemental county and municipal aid	\$124,120.68
4. Expenditure restraint incentive program	\$23,301.26
5. Total Estimated 2025 Payments (sum of Lines 1-4)	\$772,547.12

Payment Information

Your local government will receive two distributions in 2025 :

- July 28, 2025: 15% of Line 1, 2, and 3 and 100% of Line 4 (*shown above*)
- November 17, 2025: balance of your 2025 aid payments

County and Municipal Aid

Under state law, the county and municipal aid paid to each county and municipality must be equal to the amount determined in 2012 (sec. 79.036, Wis. Stats.) and adjusted for fallen protective services insurance reimbursement (sec. 79.036(4), Wis. Stats.).

County and Municipal Aid Calculation	
1. Prior year county and municipal aid	\$606,603.13
2. Increase due to sales tax revenue, including adjustments (<i>district changes</i>)	\$13,951.87
3. Fallen protective services insurance adjustment	-\$44.83
4. Fallen protective services insurance reimbursement (<i>reported to DOR</i>)	\$0.00
5. Total County and Municipal Aid (sum of Lines 1-4)	\$620,510.17

Utility Aid

- Under state law, utility aid is distributed to each county and municipality where tax-exempt utility property is located (sec. 79.04, Wis. Stats.)
- Utility companies report utility property information to DOR annually
- DOR uses the provided information to accurately calculate utility aid (*shown below*)

Utility Aid Calculation	
1. Net book value, as of December 31, 2024 (including expected additions/retirements)	\$769,169.00
2. Total net book value payment	\$4,615.01
3. Minimum payment	\$0.00
4. Megawatt capacity	0.0
5. Megawatt capacity payment	\$0.00
6. Closed/decommissioned production plant (phased down) payment	\$0.00
7. Subtotal (sum of Lines 2, 3, 5 and 6)	\$4,615.01
8. Population cap	\$655,350.00
9. Adjusted subtotal (lesser of Line 7 or Line 8)	\$4,615.01
10. Adjacent site incentive payment	\$0.00
11. Baseload incentive payment	\$0.00
12. Co-generation incentive payment	\$0.00
13. Alternative energy incentive payment	\$0.00
14. Total incentive payments (sum of Lines 10 through 13)	\$0.00
15. Spent nuclear fuel payment	\$0.00
16. Total Utility Aid – this is the utility aid payment listed on the front of the estimate (sum of Lines 9, 14 and 15)	\$4,615.01

Supplemental County and Municipal Aid

- Under state law, supplemental county and municipal aid paid to each county and municipality is determined by 2023 Wisconsin Act 12 (sec. 79.037, Wis. Stats.)
- For detailed information, review [county and municipal aid spreadsheet](#)

Supplemental County and Municipal Aid Calculation	
1. Prior year supplemental county and municipal aid	\$121,330.09
2. Increase due to sales tax revenue including adjustments (district changes)	\$2,790.59
3. Total Supplemental County and Municipal Aid (sum of Lines 1 and 2)	\$124,120.68

Expenditure Restraint Incentive Program

- Only municipalities are eligible to receive Expenditure Restraint Incentive Program (ERIP) payments
- Under state law, in 2025, each municipality will receive a payment that is equal to the amount of the payment received by the municipality in 2024 (sec. 79.05(4), Wis. Stats., from 2023 WI Act 12 – notwithstanding subs. (2) and (3))

Contact Information

If you have questions, contact us at lgs@wisconsin.gov, (608) 266-8618 or (608) 261-5167.



State of Wisconsin • DEPARTMENT OF REVENUE

DIVISION OF STATE AND LOCAL FINANCE • BUREAU OF LOCAL GOVERNMENT SERVICES • 2135 RIMROCK RD MADISON, WI 53713

Mailing Address:
PO Box 8971 #6-97
Madison WI 53708-8971
Fax: (608) 264-6887
lgs@wisconsin.gov

September 13, 2024

TAMMY KASAL
CITY OF PESHTIGO
331 FRENCH ST SUITE A
PESHTIGO WI 54157-1219

Notice of Shared Revenue – 2025 Original Estimate

Notice Information

The Wisconsin Department of Revenue (DOR) is providing the **estimated** shared revenue amounts your local government will receive in 2025 under current state law for county and municipal aid, supplemental county and municipal aid, utility aid and the expenditure restraint incentive program. This does not include adjustments, shown on the July and November payment notices.

District	CITY OF PESHTIGO	County	MARINETTE	Co-muni code	38-271
-----------------	------------------	---------------	-----------	---------------------	--------

Estimate Information

For an explanation of each aid payment listed below, review the additional information in this notice.

2025 Original Estimate	
1. County and municipal aid	\$1,189,270.75
2. Utility aid	\$10,499.50
3. Supplemental county and municipal aid	\$237,889.89
4. Expenditure restraint incentive program	\$0.00
5. Total Estimated 2025 Payments (sum of Lines 1-4)	\$1,437,660.14

Payment Information

Your local government will receive two distributions in 2025 :

- July 28, 2025: 15% of Line 1, 2, and 3 and 100% of Line 4 (*shown above*)
- November 17, 2025: balance of your 2025 aid payments

County and Municipal Aid

Under state law, the county and municipal aid paid to each county and municipality must be equal to the amount determined in 2012 (sec. 79.036, Wis. Stats.) and adjusted for fallen protective services insurance reimbursement (sec. 79.036(4), Wis. Stats.).

County and Municipal Aid Calculation	
1. Prior year county and municipal aid	\$1,162,616.49
2. Increase due to sales tax revenue, including adjustments (<i>district changes</i>)	\$26,740.18
3. Fallen protective services insurance adjustment	-\$85.92
4. Fallen protective services insurance reimbursement (<i>reported to DOR</i>)	\$0.00
5. Total County and Municipal Aid (sum of Lines 1-4)	\$1,189,270.75

Utility Aid

- Under state law, utility aid is distributed to each county and municipality where tax-exempt utility property is located (sec. 79.04, Wis. Stats.)
- Utility companies report utility property information to DOR annually
- DOR uses the provided information to accurately calculate utility aid (*shown below*)

Utility Aid Calculation	
1. Net book value, <i>as of December 31, 2024 (including expected additions/retirements)</i>	\$1,749,917.00
2. Total net book value payment	\$10,499.50
3. Minimum payment	\$0.00
4. Megawatt capacity	0.0
5. Megawatt capacity payment	\$0.00
6. Closed/decommissioned production plant (phased down) payment	\$0.00
7. Subtotal (<i>sum of Lines 2, 3, 5 and 6</i>)	\$10,499.50
8. Population cap	\$1,406,750.00
9. Adjusted subtotal (<i>lesser of Line 7 or Line 8</i>)	\$10,499.50
10. Adjacent site incentive payment	\$0.00
11. Baseload incentive payment	\$0.00
12. Co-generation incentive payment	\$0.00
13. Alternative energy incentive payment	\$0.00
14. Total incentive payments (<i>sum of Lines 10 through 13</i>)	\$0.00
15. Spent nuclear fuel payment	\$0.00
16. Total Utility Aid – this is the utility aid payment listed on the front of the estimate (<i>sum of Lines 9, 14 and 15</i>)	\$10,499.50

Supplemental County and Municipal Aid

- Under state law, supplemental county and municipal aid paid to each county and municipality is determined by 2023 Wisconsin Act 12 (sec. 79.037, Wis. Stats.)
- For detailed information, review [county and municipal aid spreadsheet](#)

Supplemental County and Municipal Aid Calculation	
1. Prior year supplemental county and municipal aid	\$232,541.44
2. Increase due to sales tax revenue including adjustments (<i>district changes</i>)	\$5,348.45
3. Total Supplemental County and Municipal Aid (<i>sum of Lines 1 and 2</i>)	\$237,889.89

Expenditure Restraint Incentive Program

- Only municipalities are eligible to receive Expenditure Restraint Incentive Program (ERIP) payments
- Under state law, in 2025, each municipality will receive a payment that is equal to the amount of the payment received by the municipality in 2024 (sec. 79.05(4), Wis. Stats., from 2023 WI Act 12 – notwithstanding subs. (2) and (3))

Contact Information

If you have questions, contact us at lgs@wisconsin.gov, (608) 266-8618 or (608) 261-5167.



State of Wisconsin • DEPARTMENT OF REVENUE

DIVISION OF STATE AND LOCAL FINANCE • BUREAU OF LOCAL GOVERNMENT SERVICES • 2135 RIMROCK RD MADISON, WI 53713

Mailing Address:
PO Box 8971 #6-97
Madison WI 53708-8971
Fax: (608) 264-6887
lgs@wisconsin.gov

September 13, 2024

BOBBIE BORKOWSKI
COUNTY OF MARINETTE
1926 HALL AVE
MARINETTE WI 54143-1717

Notice of Shared Revenue – 2025 Original Estimate

Notice Information

The Wisconsin Department of Revenue (DOR) is providing the **estimated** shared revenue amounts your local government will receive in 2025 under current state law for county and municipal aid, supplemental county and municipal aid, utility aid and the expenditure restraint incentive program. This does not include adjustments, shown on the July and November payment notices.

District	COUNTY OF MARINETTE	County	MARINETTE	Co-muni code	38-999
-----------------	---------------------	---------------	-----------	---------------------	--------

Estimate Information

For an explanation of each aid payment listed below, review the additional information in this notice.

2025 Original Estimate	
1. County and municipal aid	\$1,015,223.64
2. Utility aid	\$804,616.70
3. Supplemental county and municipal aid	\$709,536.72
4. Expenditure restraint incentive program	\$0.00
5. Total Estimated 2025 Payments (sum of Lines 1-4)	\$2,529,377.06

Payment Information

Your local government will receive two distributions in 2025 :

- July 28, 2025: 15% of Line 1, 2, and 3 and 100% of Line 4 (*shown above*)
- November 17, 2025: balance of your 2025 aid payments

County and Municipal Aid

Under state law, the county and municipal aid paid to each county and municipality must be equal to the amount determined in 2012 (sec. 79.036, Wis. Stats.) and adjusted for fallen protective services insurance reimbursement (sec. 79.036(4), Wis. Stats.).

County and Municipal Aid Calculation	
1. Prior year county and municipal aid	\$992,470.18
2. Increase due to sales tax revenue, including adjustments (<i>district changes</i>)	\$22,826.81
3. Fallen protective services insurance adjustment	-\$73.35
4. Fallen protective services insurance reimbursement (<i>reported to DOR</i>)	\$0.00
5. Total County and Municipal Aid (sum of Lines 1-4)	\$1,015,223.64

Utility Aid

- Under state law, utility aid is distributed to each county and municipality where tax-exempt utility property is located (sec. 79.04, Wis. Stats.)
- Utility companies report utility property information to DOR annually
- DOR uses the provided information to accurately calculate utility aid (*shown below*)

Utility Aid Calculation	
1. Net book value, <i>as of December 31, 2024 (including expected additions/retirements)</i>	\$71,922,784.00
2. Total net book value payment	\$382,983.38
3. Minimum payment	\$0.00
4. Megawatt capacity	291.7
5. Megawatt capacity payment	\$388,933.32
6. Closed/decommissioned production plant (phased down) payment	\$0.00
7. Subtotal (<i>sum of Lines 2, 3, 5 and 6</i>)	\$771,916.70
8. Population cap	\$5,216,875.00
9. Adjusted subtotal (<i>lesser of Line 7 or Line 8</i>)	\$771,916.70
10. Adjacent site incentive payment	\$0.00
11. Baseload incentive payment	\$0.00
12. Co-generation incentive payment	\$0.00
13. Alternative energy incentive payment	\$32,700.00
14. Total incentive payments (<i>sum of Lines 10 through 13</i>)	\$32,700.00
15. Spent nuclear fuel payment	\$0.00
16. Total Utility Aid – this is the utility aid payment listed on the front of the estimate (<i>sum of Lines 9, 14 and 15</i>)	\$804,616.70

Supplemental County and Municipal Aid

- Under state law, supplemental county and municipal aid paid to each county and municipality is determined by 2023 Wisconsin Act 12 (sec. 79.037, Wis. Stats.)
- For detailed information, review [county and municipal aid spreadsheet](#)

Supplemental County and Municipal Aid Calculation	
1. Prior year supplemental county and municipal aid	\$693,584.28
2. Increase due to sales tax revenue including adjustments (<i>district changes</i>)	\$15,952.44
3. Total Supplemental County and Municipal Aid (<i>sum of Lines 1 and 2</i>)	\$709,536.72

Expenditure Restraint Incentive Program

- Only municipalities are eligible to receive Expenditure Restraint Incentive Program (ERIP) payments
- Under state law, in 2025, each municipality will receive a payment that is equal to the amount of the payment received by the municipality in 2024 (sec. 79.05(4), Wis. Stats., from 2023 WI Act 12 – notwithstanding subs. (2) and (3))

Contact Information

If you have questions, contact us at lgs@wisconsin.gov, (608) 266-8618 or (608) 261-5167.



State of Wisconsin • DEPARTMENT OF REVENUE

DIVISION OF STATE AND LOCAL FINANCE • BUREAU OF LOCAL GOVERNMENT SERVICES • 2135 RIMROCK RD MADISON, WI 53713

Mailing Address:
PO Box 8971 #6-97
Madison WI 53708-8971
Fax: (608) 264-6887
lgs@wisconsin.gov

September 13, 2024

LAURIE BEAHM
TOWN OF BUFFALO
N1183 17TH ROAD
DALTON WI 53926

Notice of Shared Revenue – 2025 Original Estimate

Notice Information

The Wisconsin Department of Revenue (DOR) is providing the **estimated** shared revenue amounts your local government will receive in 2025 under current state law for county and municipal aid, supplemental county and municipal aid, utility aid and the expenditure restraint incentive program. This does not include adjustments, shown on the July and November payment notices.

District	TOWN OF BUFFALO	County	MARQUETTE	Co-muni code	39-002
-----------------	-----------------	---------------	-----------	---------------------	--------

Estimate Information

For an explanation of each aid payment listed below, review the additional information in this notice.

2025 Original Estimate	
1. County and municipal aid	\$12,066.56
2. Utility aid	\$669.77
3. Supplemental county and municipal aid	\$54,937.35
4. Expenditure restraint incentive program	\$0.00
5. Total Estimated 2025 Payments (sum of Lines 1-4)	\$67,673.68

Payment Information

Your local government will receive two distributions in 2025 :

- July 28, 2025: 15% of Line 1, 2, and 3 and 100% of Line 4 (*shown above*)
- November 17, 2025: balance of your 2025 aid payments

County and Municipal Aid

Under state law, the county and municipal aid paid to each county and municipality must be equal to the amount determined in 2012 (sec. 79.036, Wis. Stats.) and adjusted for fallen protective services insurance reimbursement (sec. 79.036(4), Wis. Stats.).

County and Municipal Aid Calculation	
1. Prior year county and municipal aid	\$11,796.12
2. Increase due to sales tax revenue, including adjustments (<i>district changes</i>)	\$271.31
3. Fallen protective services insurance adjustment	-\$0.87
4. Fallen protective services insurance reimbursement (<i>reported to DOR</i>)	\$0.00
5. Total County and Municipal Aid (sum of Lines 1-4)	\$12,066.56

Utility Aid

- Under state law, utility aid is distributed to each county and municipality where tax-exempt utility property is located (sec. 79.04, Wis. Stats.)
- Utility companies report utility property information to DOR annually
- DOR uses the provided information to accurately calculate utility aid (*shown below*)

Utility Aid Calculation	
1. Net book value, <i>as of December 31, 2024 (including expected additions/retirements)</i>	\$223,257.00
2. Total net book value payment	\$669.77
3. Minimum payment	\$0.00
4. Megawatt capacity	0.0
5. Megawatt capacity payment	\$0.00
6. Closed/decommissioned production plant (phased down) payment	\$0.00
7. Subtotal (<i>sum of Lines 2, 3, 5 and 6</i>)	\$669.77
8. Population cap	\$608,600.00
9. Adjusted subtotal (<i>lesser of Line 7 or Line 8</i>)	\$669.77
10. Adjacent site incentive payment	\$0.00
11. Baseload incentive payment	\$0.00
12. Co-generation incentive payment	\$0.00
13. Alternative energy incentive payment	\$0.00
14. Total incentive payments (<i>sum of Lines 10 through 13</i>)	\$0.00
15. Spent nuclear fuel payment	\$0.00
16. Total Utility Aid – this is the utility aid payment listed on the front of the estimate (<i>sum of Lines 9, 14 and 15</i>)	\$669.77

Supplemental County and Municipal Aid

- Under state law, supplemental county and municipal aid paid to each county and municipality is determined by 2023 Wisconsin Act 12 (sec. 79.037, Wis. Stats.)
- For detailed information, review [county and municipal aid spreadsheet](#)

Supplemental County and Municipal Aid Calculation	
1. Prior year supplemental county and municipal aid	\$53,702.20
2. Increase due to sales tax revenue including adjustments (<i>district changes</i>)	\$1,235.15
3. Total Supplemental County and Municipal Aid (<i>sum of Lines 1 and 2</i>)	\$54,937.35

Expenditure Restraint Incentive Program

- Only municipalities are eligible to receive Expenditure Restraint Incentive Program (ERIP) payments
- Under state law, in 2025, each municipality will receive a payment that is equal to the amount of the payment received by the municipality in 2024 (sec. 79.05(4), Wis. Stats., from 2023 WI Act 12 – notwithstanding subs. (2) and (3))

Contact Information

If you have questions, contact us at lgs@wisconsin.gov, (608) 266-8618 or (608) 261-5167.



State of Wisconsin • DEPARTMENT OF REVENUE

DIVISION OF STATE AND LOCAL FINANCE • BUREAU OF LOCAL GOVERNMENT SERVICES • 2135 RIMROCK RD MADISON, WI 53713

Mailing Address:
PO Box 8971 #6-97
Madison WI 53708-8971
Fax: (608) 264-6887
lgs@wisconsin.gov

September 13, 2024

LISA FENNER
TOWN OF CRYSTAL LAKE
N8416 STATE ROAD 22
NESHKORO WI 54960

Notice of Shared Revenue – 2025 Original Estimate

Notice Information

The Wisconsin Department of Revenue (DOR) is providing the **estimated** shared revenue amounts your local government will receive in 2025 under current state law for county and municipal aid, supplemental county and municipal aid, utility aid and the expenditure restraint incentive program. This does not include adjustments, shown on the July and November payment notices.

District	TOWN OF CRYSTAL LAKE	County	MARQUETTE	Co-muni code	39-004
-----------------	----------------------	---------------	-----------	---------------------	--------

Estimate Information

For an explanation of each aid payment listed below, review the additional information in this notice.

2025 Original Estimate	
1. County and municipal aid	\$6,300.98
2. Utility aid	\$0.00
3. Supplemental county and municipal aid	\$38,444.87
4. Expenditure restraint incentive program	\$0.00
5. Total Estimated 2025 Payments (sum of Lines 1-4)	\$44,745.85

Payment Information

Your local government will receive two distributions in 2025 :

- July 28, 2025: 15% of Line 1, 2, and 3 and 100% of Line 4 (*shown above*)
- November 17, 2025: balance of your 2025 aid payments

County and Municipal Aid

Under state law, the county and municipal aid paid to each county and municipality must be equal to the amount determined in 2012 (sec. 79.036, Wis. Stats.) and adjusted for fallen protective services insurance reimbursement (sec. 79.036(4), Wis. Stats.).

County and Municipal Aid Calculation	
1. Prior year county and municipal aid	\$6,159.77
2. Increase due to sales tax revenue, including adjustments (<i>district changes</i>)	\$141.67
3. Fallen protective services insurance adjustment	-\$0.46
4. Fallen protective services insurance reimbursement (<i>reported to DOR</i>)	\$0.00
5. Total County and Municipal Aid (sum of Lines 1-4)	\$6,300.98

Utility Aid

- Under state law, utility aid is distributed to each county and municipality where tax-exempt utility property is located (sec. 79.04, Wis. Stats.)
- Utility companies report utility property information to DOR annually
- DOR uses the provided information to accurately calculate utility aid (*shown below*)

Utility Aid Calculation	
1. Net book value, as of December 31, 2024 (including expected additions/retirements)	\$0.00
2. Total net book value payment	\$0.00
3. Minimum payment	\$0.00
4. Megawatt capacity	0.0
5. Megawatt capacity payment	\$0.00
6. Closed/decommissioned production plant (phased down) payment	\$0.00
7. Subtotal (sum of Lines 2, 3, 5 and 6)	\$0.00
8. Population cap	\$192,525.00
9. Adjusted subtotal (lesser of Line 7 or Line 8)	\$0.00
10. Adjacent site incentive payment	\$0.00
11. Baseload incentive payment	\$0.00
12. Co-generation incentive payment	\$0.00
13. Alternative energy incentive payment	\$0.00
14. Total incentive payments (sum of Lines 10 through 13)	\$0.00
15. Spent nuclear fuel payment	\$0.00
16. Total Utility Aid – this is the utility aid payment listed on the front of the estimate (sum of Lines 9, 14 and 15)	\$0.00

Supplemental County and Municipal Aid

- Under state law, supplemental county and municipal aid paid to each county and municipality is determined by 2023 Wisconsin Act 12 (sec. 79.037, Wis. Stats.)
- For detailed information, review [county and municipal aid spreadsheet](#)

Supplemental County and Municipal Aid Calculation	
1. Prior year supplemental county and municipal aid	\$37,580.52
2. Increase due to sales tax revenue including adjustments (district changes)	\$864.35
3. Total Supplemental County and Municipal Aid (sum of Lines 1 and 2)	\$38,444.87

Expenditure Restraint Incentive Program

- Only municipalities are eligible to receive Expenditure Restraint Incentive Program (ERIP) payments
- Under state law, in 2025, each municipality will receive a payment that is equal to the amount of the payment received by the municipality in 2024 (sec. 79.05(4), Wis. Stats., from 2023 WI Act 12 – notwithstanding subs. (2) and (3))

Contact Information

If you have questions, contact us at lgs@wisconsin.gov, (608) 266-8618 or (608) 261-5167.



State of Wisconsin • DEPARTMENT OF REVENUE

DIVISION OF STATE AND LOCAL FINANCE • BUREAU OF LOCAL GOVERNMENT SERVICES • 2135 RIMROCK RD MADISON, WI 53713

Mailing Address:
PO Box 8971 #6-97
Madison WI 53708-8971
Fax: (608) 264-6887
lgs@wisconsin.gov

September 13, 2024

MENA MCFAUL
TOWN OF DOUGLAS
PO BOX 43
BRIGGSVILLE WI 53920

Notice of Shared Revenue – 2025 Original Estimate

Notice Information

The Wisconsin Department of Revenue (DOR) is providing the **estimated** shared revenue amounts your local government will receive in 2025 under current state law for county and municipal aid, supplemental county and municipal aid, utility aid and the expenditure restraint incentive program. This does not include adjustments, shown on the July and November payment notices.

District	TOWN OF DOUGLAS	County	MARQUETTE	Co-muni code	39-006
-----------------	-----------------	---------------	-----------	---------------------	--------

Estimate Information

For an explanation of each aid payment listed below, review the additional information in this notice.

2025 Original Estimate	
1. County and municipal aid	\$11,852.65
2. Utility aid	\$0.00
3. Supplemental county and municipal aid	\$44,167.95
4. Expenditure restraint incentive program	\$0.00
5. Total Estimated 2025 Payments (sum of Lines 1-4)	\$56,020.60

Payment Information

Your local government will receive two distributions in 2025 :

- July 28, 2025: 15% of Line 1, 2, and 3 and 100% of Line 4 (*shown above*)
- November 17, 2025: balance of your 2025 aid payments

County and Municipal Aid

Under state law, the county and municipal aid paid to each county and municipality must be equal to the amount determined in 2012 (sec. 79.036, Wis. Stats.) and adjusted for fallen protective services insurance reimbursement (sec. 79.036(4), Wis. Stats.).

County and Municipal Aid Calculation	
1. Prior year county and municipal aid	\$11,587.01
2. Increase due to sales tax revenue, including adjustments (<i>district changes</i>)	\$266.50
3. Fallen protective services insurance adjustment	-\$0.86
4. Fallen protective services insurance reimbursement (<i>reported to DOR</i>)	\$0.00
5. Total County and Municipal Aid (sum of Lines 1-4)	\$11,852.65

Utility Aid

- Under state law, utility aid is distributed to each county and municipality where tax-exempt utility property is located (sec. 79.04, Wis. Stats.)
- Utility companies report utility property information to DOR annually
- DOR uses the provided information to accurately calculate utility aid (*shown below*)

Utility Aid Calculation	
1. Net book value, <i>as of December 31, 2024 (including expected additions/retirements)</i>	\$0.00
2. Total net book value payment	\$0.00
3. Minimum payment	\$0.00
4. Megawatt capacity	0.0
5. Megawatt capacity payment	\$0.00
6. Closed/decommissioned production plant (phased down) payment	\$0.00
7. Subtotal (<i>sum of Lines 2, 3, 5 and 6</i>)	\$0.00
8. Population cap	\$335,325.00
9. Adjusted subtotal (<i>lesser of Line 7 or Line 8</i>)	\$0.00
10. Adjacent site incentive payment	\$0.00
11. Baseload incentive payment	\$0.00
12. Co-generation incentive payment	\$0.00
13. Alternative energy incentive payment	\$0.00
14. Total incentive payments (<i>sum of Lines 10 through 13</i>)	\$0.00
15. Spent nuclear fuel payment	\$0.00
16. Total Utility Aid – this is the utility aid payment listed on the front of the estimate (<i>sum of Lines 9, 14 and 15</i>)	\$0.00

Supplemental County and Municipal Aid

- Under state law, supplemental county and municipal aid paid to each county and municipality is determined by 2023 Wisconsin Act 12 (sec. 79.037, Wis. Stats.)
- For detailed information, review [county and municipal aid spreadsheet](#)

Supplemental County and Municipal Aid Calculation	
1. Prior year supplemental county and municipal aid	\$43,174.93
2. Increase due to sales tax revenue including adjustments (<i>district changes</i>)	\$993.02
3. Total Supplemental County and Municipal Aid (<i>sum of Lines 1 and 2</i>)	\$44,167.95

Expenditure Restraint Incentive Program

- Only municipalities are eligible to receive Expenditure Restraint Incentive Program (ERIP) payments
- Under state law, in 2025, each municipality will receive a payment that is equal to the amount of the payment received by the municipality in 2024 (sec. 79.05(4), Wis. Stats., from 2023 WI Act 12 – notwithstanding subs. (2) and (3))

Contact Information

If you have questions, contact us at lgs@wisconsin.gov, (608) 266-8618 or (608) 261-5167.



State of Wisconsin • DEPARTMENT OF REVENUE

DIVISION OF STATE AND LOCAL FINANCE • BUREAU OF LOCAL GOVERNMENT SERVICES • 2135 RIMROCK RD MADISON, WI 53713

Mailing Address:
PO Box 8971 #6-97
Madison WI 53708-8971
Fax: (608) 264-6887
lgs@wisconsin.gov

September 13, 2024

DARLENE WULF
TOWN OF HARRIS
PO BOX 357
WESTFIELD WI 53964-0357

Notice of Shared Revenue – 2025 Original Estimate

Notice Information

The Wisconsin Department of Revenue (DOR) is providing the **estimated** shared revenue amounts your local government will receive in 2025 under current state law for county and municipal aid, supplemental county and municipal aid, utility aid and the expenditure restraint incentive program. This does not include adjustments, shown on the July and November payment notices.

District	TOWN OF HARRIS	County	MARQUETTE	Co-muni code	39-008
-----------------	----------------	---------------	-----------	---------------------	--------

Estimate Information

For an explanation of each aid payment listed below, review the additional information in this notice.

2025 Original Estimate	
1. County and municipal aid	\$13,482.23
2. Utility aid	\$0.00
3. Supplemental county and municipal aid	\$43,566.54
4. Expenditure restraint incentive program	\$0.00
5. Total Estimated 2025 Payments (sum of Lines 1-4)	\$57,048.77

Payment Information

Your local government will receive two distributions in 2025 :

- July 28, 2025: 15% of Line 1, 2, and 3 and 100% of Line 4 (*shown above*)
- November 17, 2025: balance of your 2025 aid payments

County and Municipal Aid

Under state law, the county and municipal aid paid to each county and municipality must be equal to the amount determined in 2012 (sec. 79.036, Wis. Stats.) and adjusted for fallen protective services insurance reimbursement (sec. 79.036(4), Wis. Stats.).

County and Municipal Aid Calculation	
1. Prior year county and municipal aid	\$13,180.06
2. Increase due to sales tax revenue, including adjustments (<i>district changes</i>)	\$303.14
3. Fallen protective services insurance adjustment	-\$0.97
4. Fallen protective services insurance reimbursement (<i>reported to DOR</i>)	\$0.00
5. Total County and Municipal Aid (sum of Lines 1-4)	\$13,482.23

Utility Aid

- Under state law, utility aid is distributed to each county and municipality where tax-exempt utility property is located (sec. 79.04, Wis. Stats.)
- Utility companies report utility property information to DOR annually
- DOR uses the provided information to accurately calculate utility aid (*shown below*)

Utility Aid Calculation	
1. Net book value, <i>as of December 31, 2024 (including expected additions/retirements)</i>	\$0.00
2. Total net book value payment	\$0.00
3. Minimum payment	\$0.00
4. Megawatt capacity	0.0
5. Megawatt capacity payment	\$0.00
6. Closed/decommissioned production plant (phased down) payment	\$0.00
7. Subtotal (<i>sum of Lines 2, 3, 5 and 6</i>)	\$0.00
8. Population cap	\$318,750.00
9. Adjusted subtotal (<i>lesser of Line 7 or Line 8</i>)	\$0.00
10. Adjacent site incentive payment	\$0.00
11. Baseload incentive payment	\$0.00
12. Co-generation incentive payment	\$0.00
13. Alternative energy incentive payment	\$0.00
14. Total incentive payments (<i>sum of Lines 10 through 13</i>)	\$0.00
15. Spent nuclear fuel payment	\$0.00
16. Total Utility Aid – this is the utility aid payment listed on the front of the estimate (<i>sum of Lines 9, 14 and 15</i>)	\$0.00

Supplemental County and Municipal Aid

- Under state law, supplemental county and municipal aid paid to each county and municipality is determined by 2023 Wisconsin Act 12 (sec. 79.037, Wis. Stats.)
- For detailed information, review [county and municipal aid spreadsheet](#)

Supplemental County and Municipal Aid Calculation	
1. Prior year supplemental county and municipal aid	\$42,587.04
2. Increase due to sales tax revenue including adjustments (<i>district changes</i>)	\$979.50
3. Total Supplemental County and Municipal Aid (<i>sum of Lines 1 and 2</i>)	\$43,566.54

Expenditure Restraint Incentive Program

- Only municipalities are eligible to receive Expenditure Restraint Incentive Program (ERIP) payments
- Under state law, in 2025, each municipality will receive a payment that is equal to the amount of the payment received by the municipality in 2024 (sec. 79.05(4), Wis. Stats., from 2023 WI Act 12 – notwithstanding subs. (2) and (3))

Contact Information

If you have questions, contact us at lgs@wisconsin.gov, (608) 266-8618 or (608) 261-5167.



State of Wisconsin • DEPARTMENT OF REVENUE

DIVISION OF STATE AND LOCAL FINANCE • BUREAU OF LOCAL GOVERNMENT SERVICES • 2135 RIMROCK RD MADISON, WI 53713

Mailing Address:
PO Box 8971 #6-97
Madison WI 53708-8971
Fax: (608) 264-6887
lgs@wisconsin.gov

September 13, 2024

CAROLINE GEMOLL
TOWN OF MECAN
N3544 W TOMAHAWK TRAIL
MONTELLO WI 53949

Notice of Shared Revenue – 2025 Original Estimate

Notice Information

The Wisconsin Department of Revenue (DOR) is providing the **estimated** shared revenue amounts your local government will receive in 2025 under current state law for county and municipal aid, supplemental county and municipal aid, utility aid and the expenditure restraint incentive program. This does not include adjustments, shown on the July and November payment notices.

District	TOWN OF MECAN	County	MARQUETTE	Co-muni code	39-010
-----------------	---------------	---------------	-----------	---------------------	--------

Estimate Information

For an explanation of each aid payment listed below, review the additional information in this notice.

2025 Original Estimate	
1. County and municipal aid	\$7,807.47
2. Utility aid	\$88.28
3. Supplemental county and municipal aid	\$43,686.83
4. Expenditure restraint incentive program	\$0.00
5. Total Estimated 2025 Payments (sum of Lines 1-4)	\$51,582.58

Payment Information

Your local government will receive two distributions in 2025 :

- July 28, 2025: 15% of Line 1, 2, and 3 and 100% of Line 4 (*shown above*)
- November 17, 2025: balance of your 2025 aid payments

County and Municipal Aid

Under state law, the county and municipal aid paid to each county and municipality must be equal to the amount determined in 2012 (sec. 79.036, Wis. Stats.) and adjusted for fallen protective services insurance reimbursement (sec. 79.036(4), Wis. Stats.).

County and Municipal Aid Calculation	
1. Prior year county and municipal aid	\$7,632.48
2. Increase due to sales tax revenue, including adjustments (<i>district changes</i>)	\$175.55
3. Fallen protective services insurance adjustment	-\$0.56
4. Fallen protective services insurance reimbursement (<i>reported to DOR</i>)	\$0.00
5. Total County and Municipal Aid (sum of Lines 1-4)	\$7,807.47

Utility Aid

- Under state law, utility aid is distributed to each county and municipality where tax-exempt utility property is located (sec. 79.04, Wis. Stats.)
- Utility companies report utility property information to DOR annually
- DOR uses the provided information to accurately calculate utility aid (*shown below*)

Utility Aid Calculation	
1. Net book value, <i>as of December 31, 2024 (including expected additions/retirements)</i>	\$29,428.00
2. Total net book value payment	\$88.28
3. Minimum payment	\$0.00
4. Megawatt capacity	0.0
5. Megawatt capacity payment	\$0.00
6. Closed/decommissioned production plant (phased down) payment	\$0.00
7. Subtotal (<i>sum of Lines 2, 3, 5 and 6</i>)	\$88.28
8. Population cap	\$320,025.00
9. Adjusted subtotal (<i>lesser of Line 7 or Line 8</i>)	\$88.28
10. Adjacent site incentive payment	\$0.00
11. Baseload incentive payment	\$0.00
12. Co-generation incentive payment	\$0.00
13. Alternative energy incentive payment	\$0.00
14. Total incentive payments (<i>sum of Lines 10 through 13</i>)	\$0.00
15. Spent nuclear fuel payment	\$0.00
16. Total Utility Aid – this is the utility aid payment listed on the front of the estimate (<i>sum of Lines 9, 14 and 15</i>)	\$88.28

Supplemental County and Municipal Aid

- Under state law, supplemental county and municipal aid paid to each county and municipality is determined by 2023 Wisconsin Act 12 (sec. 79.037, Wis. Stats.)
- For detailed information, review [county and municipal aid spreadsheet](#)

Supplemental County and Municipal Aid Calculation	
1. Prior year supplemental county and municipal aid	\$42,704.62
2. Increase due to sales tax revenue including adjustments (<i>district changes</i>)	\$982.21
3. Total Supplemental County and Municipal Aid (<i>sum of Lines 1 and 2</i>)	\$43,686.83

Expenditure Restraint Incentive Program

- Only municipalities are eligible to receive Expenditure Restraint Incentive Program (ERIP) payments
- Under state law, in 2025, each municipality will receive a payment that is equal to the amount of the payment received by the municipality in 2024 (sec. 79.05(4), Wis. Stats., from 2023 WI Act 12 – notwithstanding subs. (2) and (3))

Contact Information

If you have questions, contact us at lgs@wisconsin.gov, (608) 266-8618 or (608) 261-5167.



State of Wisconsin • DEPARTMENT OF REVENUE

DIVISION OF STATE AND LOCAL FINANCE • BUREAU OF LOCAL GOVERNMENT SERVICES • 2135 RIMROCK RD MADISON, WI 53713

Mailing Address:
PO Box 8971 #6-97
Madison WI 53708-8971
Fax: (608) 264-6887
lgs@wisconsin.gov

September 13, 2024

EILEEN NAPRALLA
TOWN OF MONTELLO
PO BOX 463
MONTELLO WI 53949-0463

Notice of Shared Revenue – 2025 Original Estimate

Notice Information

The Wisconsin Department of Revenue (DOR) is providing the **estimated** shared revenue amounts your local government will receive in 2025 under current state law for county and municipal aid, supplemental county and municipal aid, utility aid and the expenditure restraint incentive program. This does not include adjustments, shown on the July and November payment notices.

District	TOWN OF MONTELLO	County	MARQUETTE	Co-muni code	39-012
-----------------	------------------	---------------	-----------	---------------------	--------

Estimate Information

For an explanation of each aid payment listed below, review the additional information in this notice.

2025 Original Estimate	
1. County and municipal aid	\$14,162.75
2. Utility aid	\$6,285.78
3. Supplemental county and municipal aid	\$50,197.79
4. Expenditure restraint incentive program	\$0.00
5. Total Estimated 2025 Payments (sum of Lines 1-4)	\$70,646.32

Payment Information

Your local government will receive two distributions in 2025 :

- July 28, 2025: 15% of Line 1, 2, and 3 and 100% of Line 4 (*shown above*)
- November 17, 2025: balance of your 2025 aid payments

County and Municipal Aid

Under state law, the county and municipal aid paid to each county and municipality must be equal to the amount determined in 2012 (sec. 79.036, Wis. Stats.) and adjusted for fallen protective services insurance reimbursement (sec. 79.036(4), Wis. Stats.).

County and Municipal Aid Calculation	
1. Prior year county and municipal aid	\$13,845.33
2. Increase due to sales tax revenue, including adjustments (<i>district changes</i>)	\$318.44
3. Fallen protective services insurance adjustment	-\$1.02
4. Fallen protective services insurance reimbursement (<i>reported to DOR</i>)	\$0.00
5. Total County and Municipal Aid (sum of Lines 1-4)	\$14,162.75

Utility Aid

- Under state law, utility aid is distributed to each county and municipality where tax-exempt utility property is located (sec. 79.04, Wis. Stats.)
- Utility companies report utility property information to DOR annually
- DOR uses the provided information to accurately calculate utility aid (*shown below*)

Utility Aid Calculation	
1. Net book value, <i>as of December 31, 2024 (including expected additions/retirements)</i>	\$2,095,260.00
2. Total net book value payment	\$6,285.78
3. Minimum payment	\$0.00
4. Megawatt capacity	0.0
5. Megawatt capacity payment	\$0.00
6. Closed/decommissioned production plant (phased down) payment	\$0.00
7. Subtotal (<i>sum of Lines 2, 3, 5 and 6</i>)	\$6,285.78
8. Population cap	\$486,200.00
9. Adjusted subtotal (<i>lesser of Line 7 or Line 8</i>)	\$6,285.78
10. Adjacent site incentive payment	\$0.00
11. Baseload incentive payment	\$0.00
12. Co-generation incentive payment	\$0.00
13. Alternative energy incentive payment	\$0.00
14. Total incentive payments (<i>sum of Lines 10 through 13</i>)	\$0.00
15. Spent nuclear fuel payment	\$0.00
16. Total Utility Aid – this is the utility aid payment listed on the front of the estimate (<i>sum of Lines 9, 14 and 15</i>)	\$6,285.78

Supplemental County and Municipal Aid

- Under state law, supplemental county and municipal aid paid to each county and municipality is determined by 2023 Wisconsin Act 12 (sec. 79.037, Wis. Stats.)
- For detailed information, review [county and municipal aid spreadsheet](#)

Supplemental County and Municipal Aid Calculation	
1. Prior year supplemental county and municipal aid	\$49,069.20
2. Increase due to sales tax revenue including adjustments (<i>district changes</i>)	\$1,128.59
3. Total Supplemental County and Municipal Aid (<i>sum of Lines 1 and 2</i>)	\$50,197.79

Expenditure Restraint Incentive Program

- Only municipalities are eligible to receive Expenditure Restraint Incentive Program (ERIP) payments
- Under state law, in 2025, each municipality will receive a payment that is equal to the amount of the payment received by the municipality in 2024 (sec. 79.05(4), Wis. Stats., from 2023 WI Act 12 – notwithstanding subs. (2) and (3))

Contact Information

If you have questions, contact us at lgs@wisconsin.gov, (608) 266-8618 or (608) 261-5167.



State of Wisconsin • DEPARTMENT OF REVENUE

DIVISION OF STATE AND LOCAL FINANCE • BUREAU OF LOCAL GOVERNMENT SERVICES • 2135 RIMROCK RD MADISON, WI 53713

Mailing Address:
PO Box 8971 #6-97
Madison WI 53708-8971
Fax: (608) 264-6887
lgs@wisconsin.gov

September 13, 2024

TAMMY CUMMINGS
TOWN OF MOUNDVILLE
W6862 COUNTY ROAD P
ENDEAVOR WI 53930

Notice of Shared Revenue – 2025 Original Estimate

Notice Information

The Wisconsin Department of Revenue (DOR) is providing the **estimated** shared revenue amounts your local government will receive in 2025 under current state law for county and municipal aid, supplemental county and municipal aid, utility aid and the expenditure restraint incentive program. This does not include adjustments, shown on the July and November payment notices.

District	TOWN OF MOUNDVILLE	County	MARQUETTE	Co-muni code	39-014
-----------------	--------------------	---------------	-----------	---------------------	--------

Estimate Information

For an explanation of each aid payment listed below, review the additional information in this notice.

2025 Original Estimate	
1. County and municipal aid	\$20,889.16
2. Utility aid	\$1,451.25
3. Supplemental county and municipal aid	\$39,871.57
4. Expenditure restraint incentive program	\$0.00
5. Total Estimated 2025 Payments (sum of Lines 1-4)	\$62,211.98

Payment Information

Your local government will receive two distributions in 2025 :

- July 28, 2025: 15% of Line 1, 2, and 3 and 100% of Line 4 (*shown above*)
- November 17, 2025: balance of your 2025 aid payments

County and Municipal Aid

Under state law, the county and municipal aid paid to each county and municipality must be equal to the amount determined in 2012 (sec. 79.036, Wis. Stats.) and adjusted for fallen protective services insurance reimbursement (sec. 79.036(4), Wis. Stats.).

County and Municipal Aid Calculation	
1. Prior year county and municipal aid	\$20,420.99
2. Increase due to sales tax revenue, including adjustments (<i>district changes</i>)	\$469.68
3. Fallen protective services insurance adjustment	-\$1.51
4. Fallen protective services insurance reimbursement (<i>reported to DOR</i>)	\$0.00
5. Total County and Municipal Aid (sum of Lines 1-4)	\$20,889.16

Utility Aid

- Under state law, utility aid is distributed to each county and municipality where tax-exempt utility property is located (sec. 79.04, Wis. Stats.)
- Utility companies report utility property information to DOR annually
- DOR uses the provided information to accurately calculate utility aid (*shown below*)

Utility Aid Calculation	
1. Net book value, <i>as of December 31, 2024 (including expected additions/retirements)</i>	\$483,749.00
2. Total net book value payment	\$1,451.25
3. Minimum payment	\$0.00
4. Megawatt capacity	0.0
5. Megawatt capacity payment	\$0.00
6. Closed/decommissioned production plant (phased down) payment	\$0.00
7. Subtotal (<i>sum of Lines 2, 3, 5 and 6</i>)	\$1,451.25
8. Population cap	\$229,500.00
9. Adjusted subtotal (<i>lesser of Line 7 or Line 8</i>)	\$1,451.25
10. Adjacent site incentive payment	\$0.00
11. Baseload incentive payment	\$0.00
12. Co-generation incentive payment	\$0.00
13. Alternative energy incentive payment	\$0.00
14. Total incentive payments (<i>sum of Lines 10 through 13</i>)	\$0.00
15. Spent nuclear fuel payment	\$0.00
16. Total Utility Aid – this is the utility aid payment listed on the front of the estimate (<i>sum of Lines 9, 14 and 15</i>)	\$1,451.25

Supplemental County and Municipal Aid

- Under state law, supplemental county and municipal aid paid to each county and municipality is determined by 2023 Wisconsin Act 12 (sec. 79.037, Wis. Stats.)
- For detailed information, review [county and municipal aid spreadsheet](#)

Supplemental County and Municipal Aid Calculation	
1. Prior year supplemental county and municipal aid	\$38,975.14
2. Increase due to sales tax revenue including adjustments (<i>district changes</i>)	\$896.43
3. Total Supplemental County and Municipal Aid (<i>sum of Lines 1 and 2</i>)	\$39,871.57

Expenditure Restraint Incentive Program

- Only municipalities are eligible to receive Expenditure Restraint Incentive Program (ERIP) payments
- Under state law, in 2025, each municipality will receive a payment that is equal to the amount of the payment received by the municipality in 2024 (sec. 79.05(4), Wis. Stats., from 2023 WI Act 12 – notwithstanding subs. (2) and (3))

Contact Information

If you have questions, contact us at lgs@wisconsin.gov, (608) 266-8618 or (608) 261-5167.



State of Wisconsin • DEPARTMENT OF REVENUE

DIVISION OF STATE AND LOCAL FINANCE • BUREAU OF LOCAL GOVERNMENT SERVICES • 2135 RIMROCK RD MADISON, WI 53713

Mailing Address:
PO Box 8971 #6-97
Madison WI 53708-8971
Fax: (608) 264-6887
lgs@wisconsin.gov

September 13, 2024

CHERYL MILBRANDT
TOWN OF NESHKORO
W217 COUNTY RD DD
NESHKORO WI 54960

Notice of Shared Revenue – 2025 Original Estimate

Notice Information

The Wisconsin Department of Revenue (DOR) is providing the **estimated** shared revenue amounts your local government will receive in 2025 under current state law for county and municipal aid, supplemental county and municipal aid, utility aid and the expenditure restraint incentive program. This does not include adjustments, shown on the July and November payment notices.

District	TOWN OF NESHKORO	County	MARQUETTE	Co-muni code	39-016
-----------------	------------------	---------------	-----------	---------------------	--------

Estimate Information

For an explanation of each aid payment listed below, review the additional information in this notice.

2025 Original Estimate	
1. County and municipal aid	\$8,790.99
2. Utility aid	\$0.00
3. Supplemental county and municipal aid	\$40,387.21
4. Expenditure restraint incentive program	\$0.00
5. Total Estimated 2025 Payments (sum of Lines 1-4)	\$49,178.20

Payment Information

Your local government will receive two distributions in 2025 :

- July 28, 2025: 15% of Line 1, 2, and 3 and 100% of Line 4 (*shown above*)
- November 17, 2025: balance of your 2025 aid payments

County and Municipal Aid

Under state law, the county and municipal aid paid to each county and municipality must be equal to the amount determined in 2012 (sec. 79.036, Wis. Stats.) and adjusted for fallen protective services insurance reimbursement (sec. 79.036(4), Wis. Stats.).

County and Municipal Aid Calculation	
1. Prior year county and municipal aid	\$8,593.97
2. Increase due to sales tax revenue, including adjustments (<i>district changes</i>)	\$197.66
3. Fallen protective services insurance adjustment	-\$0.64
4. Fallen protective services insurance reimbursement (<i>reported to DOR</i>)	\$0.00
5. Total County and Municipal Aid (sum of Lines 1-4)	\$8,790.99

Utility Aid

- Under state law, utility aid is distributed to each county and municipality where tax-exempt utility property is located (sec. 79.04, Wis. Stats.)
- Utility companies report utility property information to DOR annually
- DOR uses the provided information to accurately calculate utility aid (*shown below*)

Utility Aid Calculation	
1. Net book value, <i>as of December 31, 2024 (including expected additions/retirements)</i>	\$0.00
2. Total net book value payment	\$0.00
3. Minimum payment	\$0.00
4. Megawatt capacity	0.0
5. Megawatt capacity payment	\$0.00
6. Closed/decommissioned production plant (phased down) payment	\$0.00
7. Subtotal (<i>sum of Lines 2, 3, 5 and 6</i>)	\$0.00
8. Population cap	\$232,475.00
9. Adjusted subtotal (<i>lesser of Line 7 or Line 8</i>)	\$0.00
10. Adjacent site incentive payment	\$0.00
11. Baseload incentive payment	\$0.00
12. Co-generation incentive payment	\$0.00
13. Alternative energy incentive payment	\$0.00
14. Total incentive payments (<i>sum of Lines 10 through 13</i>)	\$0.00
15. Spent nuclear fuel payment	\$0.00
16. Total Utility Aid – this is the utility aid payment listed on the front of the estimate (<i>sum of Lines 9, 14 and 15</i>)	\$0.00

Supplemental County and Municipal Aid

- Under state law, supplemental county and municipal aid paid to each county and municipality is determined by 2023 Wisconsin Act 12 (sec. 79.037, Wis. Stats.)
- For detailed information, review [county and municipal aid spreadsheet](#)

Supplemental County and Municipal Aid Calculation	
1. Prior year supplemental county and municipal aid	\$39,479.19
2. Increase due to sales tax revenue including adjustments (<i>district changes</i>)	\$908.02
3. Total Supplemental County and Municipal Aid (<i>sum of Lines 1 and 2</i>)	\$40,387.21

Expenditure Restraint Incentive Program

- Only municipalities are eligible to receive Expenditure Restraint Incentive Program (ERIP) payments
- Under state law, in 2025, each municipality will receive a payment that is equal to the amount of the payment received by the municipality in 2024 (sec. 79.05(4), Wis. Stats., from 2023 WI Act 12 – notwithstanding subs. (2) and (3))

Contact Information

If you have questions, contact us at lgs@wisconsin.gov, (608) 266-8618 or (608) 261-5167.



State of Wisconsin • DEPARTMENT OF REVENUE

DIVISION OF STATE AND LOCAL FINANCE • BUREAU OF LOCAL GOVERNMENT SERVICES • 2135 RIMROCK RD MADISON, WI 53713

Mailing Address:
PO Box 8971 #6-97
Madison WI 53708-8971
Fax: (608) 264-6887
lgs@wisconsin.gov

September 13, 2024

DAWN WEISHAAR
TOWN OF NEWTON
N8309 COUNTY RD B
WESTFIELD WI 53964

Notice of Shared Revenue – 2025 Original Estimate

Notice Information

The Wisconsin Department of Revenue (DOR) is providing the **estimated** shared revenue amounts your local government will receive in 2025 under current state law for county and municipal aid, supplemental county and municipal aid, utility aid and the expenditure restraint incentive program. This does not include adjustments, shown on the July and November payment notices.

District	TOWN OF NEWTON	County	MARQUETTE	Co-muni code	39-018
-----------------	----------------	---------------	-----------	---------------------	--------

Estimate Information

For an explanation of each aid payment listed below, review the additional information in this notice.

2025 Original Estimate	
1. County and municipal aid	\$7,100.46
2. Utility aid	\$0.00
3. Supplemental county and municipal aid	\$39,854.38
4. Expenditure restraint incentive program	\$0.00
5. Total Estimated 2025 Payments (sum of Lines 1-4)	\$46,954.84

Payment Information

Your local government will receive two distributions in 2025 :

- July 28, 2025: 15% of Line 1, 2, and 3 and 100% of Line 4 (*shown above*)
- November 17, 2025: balance of your 2025 aid payments

County and Municipal Aid

Under state law, the county and municipal aid paid to each county and municipality must be equal to the amount determined in 2012 (sec. 79.036, Wis. Stats.) and adjusted for fallen protective services insurance reimbursement (sec. 79.036(4), Wis. Stats.).

County and Municipal Aid Calculation	
1. Prior year county and municipal aid	\$6,941.32
2. Increase due to sales tax revenue, including adjustments (<i>district changes</i>)	\$159.65
3. Fallen protective services insurance adjustment	-\$0.51
4. Fallen protective services insurance reimbursement (<i>reported to DOR</i>)	\$0.00
5. Total County and Municipal Aid (sum of Lines 1-4)	\$7,100.46

Utility Aid

- Under state law, utility aid is distributed to each county and municipality where tax-exempt utility property is located (sec. 79.04, Wis. Stats.)
- Utility companies report utility property information to DOR annually
- DOR uses the provided information to accurately calculate utility aid (*shown below*)

Utility Aid Calculation	
1. Net book value, <i>as of December 31, 2024 (including expected additions/retirements)</i>	\$0.00
2. Total net book value payment	\$0.00
3. Minimum payment	\$0.00
4. Megawatt capacity	0.0
5. Megawatt capacity payment	\$0.00
6. Closed/decommissioned production plant (phased down) payment	\$0.00
7. Subtotal (<i>sum of Lines 2, 3, 5 and 6</i>)	\$0.00
8. Population cap	\$224,825.00
9. Adjusted subtotal (<i>lesser of Line 7 or Line 8</i>)	\$0.00
10. Adjacent site incentive payment	\$0.00
11. Baseload incentive payment	\$0.00
12. Co-generation incentive payment	\$0.00
13. Alternative energy incentive payment	\$0.00
14. Total incentive payments (<i>sum of Lines 10 through 13</i>)	\$0.00
15. Spent nuclear fuel payment	\$0.00
16. Total Utility Aid – this is the utility aid payment listed on the front of the estimate (<i>sum of Lines 9, 14 and 15</i>)	\$0.00

Supplemental County and Municipal Aid

- Under state law, supplemental county and municipal aid paid to each county and municipality is determined by 2023 Wisconsin Act 12 (sec. 79.037, Wis. Stats.)
- For detailed information, review [county and municipal aid spreadsheet](#)

Supplemental County and Municipal Aid Calculation	
1. Prior year supplemental county and municipal aid	\$38,958.34
2. Increase due to sales tax revenue including adjustments (<i>district changes</i>)	\$896.04
3. Total Supplemental County and Municipal Aid (<i>sum of Lines 1 and 2</i>)	\$39,854.38

Expenditure Restraint Incentive Program

- Only municipalities are eligible to receive Expenditure Restraint Incentive Program (ERIP) payments
- Under state law, in 2025, each municipality will receive a payment that is equal to the amount of the payment received by the municipality in 2024 (sec. 79.05(4), Wis. Stats., from 2023 WI Act 12 – notwithstanding subs. (2) and (3))

Contact Information

If you have questions, contact us at lgs@wisconsin.gov, (608) 266-8618 or (608) 261-5167.



State of Wisconsin • DEPARTMENT OF REVENUE

DIVISION OF STATE AND LOCAL FINANCE • BUREAU OF LOCAL GOVERNMENT SERVICES • 2135 RIMROCK RD MADISON, WI 53713

Mailing Address:
PO Box 8971 #6-97
Madison WI 53708-8971
Fax: (608) 264-6887
lgs@wisconsin.gov

September 13, 2024

MARY PAT WALTERS
TOWN OF OXFORD
N2873 COUNTY RD A
OXFORD WI 53952-8829

Notice of Shared Revenue – 2025 Original Estimate

Notice Information

The Wisconsin Department of Revenue (DOR) is providing the **estimated** shared revenue amounts your local government will receive in 2025 under current state law for county and municipal aid, supplemental county and municipal aid, utility aid and the expenditure restraint incentive program. This does not include adjustments, shown on the July and November payment notices.

District	TOWN OF OXFORD	County	MARQUETTE	Co-muni code	39-020
-----------------	----------------	---------------	-----------	---------------------	--------

Estimate Information

For an explanation of each aid payment listed below, review the additional information in this notice.

2025 Original Estimate	
1. County and municipal aid	\$10,751.10
2. Utility aid	\$67.61
3. Supplemental county and municipal aid	\$46,762.31
4. Expenditure restraint incentive program	\$0.00
5. Total Estimated 2025 Payments (sum of Lines 1-4)	\$57,581.02

Payment Information

Your local government will receive two distributions in 2025 :

- July 28, 2025: 15% of Line 1, 2, and 3 and 100% of Line 4 (*shown above*)
- November 17, 2025: balance of your 2025 aid payments

County and Municipal Aid

Under state law, the county and municipal aid paid to each county and municipality must be equal to the amount determined in 2012 (sec. 79.036, Wis. Stats.) and adjusted for fallen protective services insurance reimbursement (sec. 79.036(4), Wis. Stats.).

County and Municipal Aid Calculation	
1. Prior year county and municipal aid	\$10,510.15
2. Increase due to sales tax revenue, including adjustments (<i>district changes</i>)	\$241.73
3. Fallen protective services insurance adjustment	-\$0.78
4. Fallen protective services insurance reimbursement (<i>reported to DOR</i>)	\$0.00
5. Total County and Municipal Aid (sum of Lines 1-4)	\$10,751.10

Utility Aid

- Under state law, utility aid is distributed to each county and municipality where tax-exempt utility property is located (sec. 79.04, Wis. Stats.)
- Utility companies report utility property information to DOR annually
- DOR uses the provided information to accurately calculate utility aid (*shown below*)

Utility Aid Calculation	
1. Net book value, <i>as of December 31, 2024 (including expected additions/retirements)</i>	\$22,537.00
2. Total net book value payment	\$67.61
3. Minimum payment	\$0.00
4. Megawatt capacity	0.0
5. Megawatt capacity payment	\$0.00
6. Closed/decommissioned production plant (phased down) payment	\$0.00
7. Subtotal (<i>sum of Lines 2, 3, 5 and 6</i>)	\$67.61
8. Population cap	\$400,775.00
9. Adjusted subtotal (<i>lesser of Line 7 or Line 8</i>)	\$67.61
10. Adjacent site incentive payment	\$0.00
11. Baseload incentive payment	\$0.00
12. Co-generation incentive payment	\$0.00
13. Alternative energy incentive payment	\$0.00
14. Total incentive payments (<i>sum of Lines 10 through 13</i>)	\$0.00
15. Spent nuclear fuel payment	\$0.00
16. Total Utility Aid – this is the utility aid payment listed on the front of the estimate (<i>sum of Lines 9, 14 and 15</i>)	\$67.61

Supplemental County and Municipal Aid

- Under state law, supplemental county and municipal aid paid to each county and municipality is determined by 2023 Wisconsin Act 12 (sec. 79.037, Wis. Stats.)
- For detailed information, review [county and municipal aid spreadsheet](#)

Supplemental County and Municipal Aid Calculation	
1. Prior year supplemental county and municipal aid	\$45,710.96
2. Increase due to sales tax revenue including adjustments (<i>district changes</i>)	\$1,051.35
3. Total Supplemental County and Municipal Aid (<i>sum of Lines 1 and 2</i>)	\$46,762.31

Expenditure Restraint Incentive Program

- Only municipalities are eligible to receive Expenditure Restraint Incentive Program (ERIP) payments
- Under state law, in 2025, each municipality will receive a payment that is equal to the amount of the payment received by the municipality in 2024 (sec. 79.05(4), Wis. Stats., from 2023 WI Act 12 – notwithstanding subs. (2) and (3))

Contact Information

If you have questions, contact us at lgs@wisconsin.gov, (608) 266-8618 or (608) 261-5167.



State of Wisconsin • DEPARTMENT OF REVENUE

DIVISION OF STATE AND LOCAL FINANCE • BUREAU OF LOCAL GOVERNMENT SERVICES • 2135 RIMROCK RD MADISON, WI 53713

Mailing Address:
PO Box 8971 #6-97
Madison WI 53708-8971
Fax: (608) 264-6887
lgs@wisconsin.gov

September 13, 2024

TARA SCHUH
TOWN OF PACKWAUKEE
PO BOX 412
PACKWAUKEE WI 53953-0412

Notice of Shared Revenue – 2025 Original Estimate

Notice Information

The Wisconsin Department of Revenue (DOR) is providing the **estimated** shared revenue amounts your local government will receive in 2025 under current state law for county and municipal aid, supplemental county and municipal aid, utility aid and the expenditure restraint incentive program. This does not include adjustments, shown on the July and November payment notices.

District	TOWN OF PACKWAUKEE	County	MARQUETTE	Co-muni code	39-022
-----------------	--------------------	---------------	-----------	---------------------	--------

Estimate Information

For an explanation of each aid payment listed below, review the additional information in this notice.

2025 Original Estimate	
1. County and municipal aid	\$17,191.57
2. Utility aid	\$2,459.38
3. Supplemental county and municipal aid	\$56,036.14
4. Expenditure restraint incentive program	\$0.00
5. Total Estimated 2025 Payments (sum of Lines 1-4)	\$75,687.09

Payment Information

Your local government will receive two distributions in 2025 :

- July 28, 2025: 15% of Line 1, 2, and 3 and 100% of Line 4 (*shown above*)
- November 17, 2025: balance of your 2025 aid payments

County and Municipal Aid

Under state law, the county and municipal aid paid to each county and municipality must be equal to the amount determined in 2012 (sec. 79.036, Wis. Stats.) and adjusted for fallen protective services insurance reimbursement (sec. 79.036(4), Wis. Stats.).

County and Municipal Aid Calculation	
1. Prior year county and municipal aid	\$16,806.27
2. Increase due to sales tax revenue, including adjustments (<i>district changes</i>)	\$386.54
3. Fallen protective services insurance adjustment	-\$1.24
4. Fallen protective services insurance reimbursement (<i>reported to DOR</i>)	\$0.00
5. Total County and Municipal Aid (sum of Lines 1-4)	\$17,191.57

Utility Aid

- Under state law, utility aid is distributed to each county and municipality where tax-exempt utility property is located (sec. 79.04, Wis. Stats.)
- Utility companies report utility property information to DOR annually
- DOR uses the provided information to accurately calculate utility aid (*shown below*)

Utility Aid Calculation	
1. Net book value, <i>as of December 31, 2024 (including expected additions/retirements)</i>	\$819,792.00
2. Total net book value payment	\$2,459.38
3. Minimum payment	\$0.00
4. Megawatt capacity	0.0
5. Megawatt capacity payment	\$0.00
6. Closed/decommissioned production plant (phased down) payment	\$0.00
7. Subtotal (<i>sum of Lines 2, 3, 5 and 6</i>)	\$2,459.38
8. Population cap	\$619,650.00
9. Adjusted subtotal (<i>lesser of Line 7 or Line 8</i>)	\$2,459.38
10. Adjacent site incentive payment	\$0.00
11. Baseload incentive payment	\$0.00
12. Co-generation incentive payment	\$0.00
13. Alternative energy incentive payment	\$0.00
14. Total incentive payments (<i>sum of Lines 10 through 13</i>)	\$0.00
15. Spent nuclear fuel payment	\$0.00
16. Total Utility Aid – this is the utility aid payment listed on the front of the estimate (<i>sum of Lines 9, 14 and 15</i>)	\$2,459.38

Supplemental County and Municipal Aid

- Under state law, supplemental county and municipal aid paid to each county and municipality is determined by 2023 Wisconsin Act 12 (sec. 79.037, Wis. Stats.)
- For detailed information, review [county and municipal aid spreadsheet](#)

Supplemental County and Municipal Aid Calculation	
1. Prior year supplemental county and municipal aid	\$54,776.29
2. Increase due to sales tax revenue including adjustments (<i>district changes</i>)	\$1,259.85
3. Total Supplemental County and Municipal Aid (<i>sum of Lines 1 and 2</i>)	\$56,036.14

Expenditure Restraint Incentive Program

- Only municipalities are eligible to receive Expenditure Restraint Incentive Program (ERIP) payments
- Under state law, in 2025, each municipality will receive a payment that is equal to the amount of the payment received by the municipality in 2024 (sec. 79.05(4), Wis. Stats., from 2023 WI Act 12 – notwithstanding subs. (2) and (3))

Contact Information

If you have questions, contact us at lgs@wisconsin.gov, (608) 266-8618 or (608) 261-5167.



State of Wisconsin • DEPARTMENT OF REVENUE

DIVISION OF STATE AND LOCAL FINANCE • BUREAU OF LOCAL GOVERNMENT SERVICES • 2135 RIMROCK RD MADISON, WI 53713

Mailing Address:
PO Box 8971 #6-97
Madison WI 53708-8971
Fax: (608) 264-6887
lgs@wisconsin.gov

September 13, 2024

LOIS ZELLMER
TOWN OF SHIELDS
N5173 CTY RD Y, W2800 CTY RD J
MONTELLO WI 53949-8309

Notice of Shared Revenue – 2025 Original Estimate

Notice Information

The Wisconsin Department of Revenue (DOR) is providing the **estimated** shared revenue amounts your local government will receive in 2025 under current state law for county and municipal aid, supplemental county and municipal aid, utility aid and the expenditure restraint incentive program. This does not include adjustments, shown on the July and November payment notices.

District	TOWN OF SHIELDS	County	MARQUETTE	Co-muni code	39-024
-----------------	-----------------	---------------	-----------	---------------------	--------

Estimate Information

For an explanation of each aid payment listed below, review the additional information in this notice.

2025 Original Estimate	
1. County and municipal aid	\$11,256.02
2. Utility aid	\$344.76
3. Supplemental county and municipal aid	\$40,748.14
4. Expenditure restraint incentive program	\$0.00
5. Total Estimated 2025 Payments (sum of Lines 1-4)	\$52,348.92

Payment Information

Your local government will receive two distributions in 2025 :

- July 28, 2025: 15% of Line 1, 2, and 3 and 100% of Line 4 (*shown above*)
- November 17, 2025: balance of your 2025 aid payments

County and Municipal Aid

Under state law, the county and municipal aid paid to each county and municipality must be equal to the amount determined in 2012 (sec. 79.036, Wis. Stats.) and adjusted for fallen protective services insurance reimbursement (sec. 79.036(4), Wis. Stats.).

County and Municipal Aid Calculation	
1. Prior year county and municipal aid	\$11,003.74
2. Increase due to sales tax revenue, including adjustments (<i>district changes</i>)	\$253.09
3. Fallen protective services insurance adjustment	-\$0.81
4. Fallen protective services insurance reimbursement (<i>reported to DOR</i>)	\$0.00
5. Total County and Municipal Aid (sum of Lines 1-4)	\$11,256.02

Utility Aid

- Under state law, utility aid is distributed to each county and municipality where tax-exempt utility property is located (sec. 79.04, Wis. Stats.)
- Utility companies report utility property information to DOR annually
- DOR uses the provided information to accurately calculate utility aid (*shown below*)

Utility Aid Calculation	
1. Net book value, <i>as of December 31, 2024 (including expected additions/retirements)</i>	\$114,919.00
2. Total net book value payment	\$344.76
3. Minimum payment	\$0.00
4. Megawatt capacity	0.0
5. Megawatt capacity payment	\$0.00
6. Closed/decommissioned production plant (phased down) payment	\$0.00
7. Subtotal (<i>sum of Lines 2, 3, 5 and 6</i>)	\$344.76
8. Population cap	\$252,875.00
9. Adjusted subtotal (<i>lesser of Line 7 or Line 8</i>)	\$344.76
10. Adjacent site incentive payment	\$0.00
11. Baseload incentive payment	\$0.00
12. Co-generation incentive payment	\$0.00
13. Alternative energy incentive payment	\$0.00
14. Total incentive payments (<i>sum of Lines 10 through 13</i>)	\$0.00
15. Spent nuclear fuel payment	\$0.00
16. Total Utility Aid – this is the utility aid payment listed on the front of the estimate (<i>sum of Lines 9, 14 and 15</i>)	\$344.76

Supplemental County and Municipal Aid

- Under state law, supplemental county and municipal aid paid to each county and municipality is determined by 2023 Wisconsin Act 12 (sec. 79.037, Wis. Stats.)
- For detailed information, review [county and municipal aid spreadsheet](#)

Supplemental County and Municipal Aid Calculation	
1. Prior year supplemental county and municipal aid	\$39,832.00
2. Increase due to sales tax revenue including adjustments (<i>district changes</i>)	\$916.14
3. Total Supplemental County and Municipal Aid (<i>sum of Lines 1 and 2</i>)	\$40,748.14

Expenditure Restraint Incentive Program

- Only municipalities are eligible to receive Expenditure Restraint Incentive Program (ERIP) payments
- Under state law, in 2025, each municipality will receive a payment that is equal to the amount of the payment received by the municipality in 2024 (sec. 79.05(4), Wis. Stats., from 2023 WI Act 12 – notwithstanding subs. (2) and (3))

Contact Information

If you have questions, contact us at lgs@wisconsin.gov, (608) 266-8618 or (608) 261-5167.



State of Wisconsin • DEPARTMENT OF REVENUE

DIVISION OF STATE AND LOCAL FINANCE • BUREAU OF LOCAL GOVERNMENT SERVICES • 2135 RIMROCK RD MADISON, WI 53713

Mailing Address:
PO Box 8971 #6-97
Madison WI 53708-8971
Fax: (608) 264-6887
lgs@wisconsin.gov

September 13, 2024

MEGAN HOCKERMAN
TOWN OF SPRINGFIELD
N7088 COUNTY ROAD A
WESTFIELD WI 53964

Notice of Shared Revenue – 2025 Original Estimate

Notice Information

The Wisconsin Department of Revenue (DOR) is providing the **estimated** shared revenue amounts your local government will receive in 2025 under current state law for county and municipal aid, supplemental county and municipal aid, utility aid and the expenditure restraint incentive program. This does not include adjustments, shown on the July and November payment notices.

District	TOWN OF SPRINGFIELD	County	MARQUETTE	Co-muni code	39-026
-----------------	---------------------	---------------	-----------	---------------------	--------

Estimate Information

For an explanation of each aid payment listed below, review the additional information in this notice.

2025 Original Estimate	
1. County and municipal aid	\$7,308.53
2. Utility aid	\$0.00
3. Supplemental county and municipal aid	\$44,683.42
4. Expenditure restraint incentive program	\$0.00
5. Total Estimated 2025 Payments (sum of Lines 1-4)	\$51,991.95

Payment Information

Your local government will receive two distributions in 2025 :

- July 28, 2025: 15% of Line 1, 2, and 3 and 100% of Line 4 (*shown above*)
- November 17, 2025: balance of your 2025 aid payments

County and Municipal Aid

Under state law, the county and municipal aid paid to each county and municipality must be equal to the amount determined in 2012 (sec. 79.036, Wis. Stats.) and adjusted for fallen protective services insurance reimbursement (sec. 79.036(4), Wis. Stats.).

County and Municipal Aid Calculation	
1. Prior year county and municipal aid	\$7,144.73
2. Increase due to sales tax revenue, including adjustments (<i>district changes</i>)	\$164.33
3. Fallen protective services insurance adjustment	-\$0.53
4. Fallen protective services insurance reimbursement (<i>reported to DOR</i>)	\$0.00
5. Total County and Municipal Aid (sum of Lines 1-4)	\$7,308.53

Utility Aid

- Under state law, utility aid is distributed to each county and municipality where tax-exempt utility property is located (sec. 79.04, Wis. Stats.)
- Utility companies report utility property information to DOR annually
- DOR uses the provided information to accurately calculate utility aid (*shown below*)

Utility Aid Calculation	
1. Net book value, <i>as of December 31, 2024 (including expected additions/retirements)</i>	\$0.00
2. Total net book value payment	\$0.00
3. Minimum payment	\$0.00
4. Megawatt capacity	0.0
5. Megawatt capacity payment	\$0.00
6. Closed/decommissioned production plant (phased down) payment	\$0.00
7. Subtotal (<i>sum of Lines 2, 3, 5 and 6</i>)	\$0.00
8. Population cap	\$348,925.00
9. Adjusted subtotal (<i>lesser of Line 7 or Line 8</i>)	\$0.00
10. Adjacent site incentive payment	\$0.00
11. Baseload incentive payment	\$0.00
12. Co-generation incentive payment	\$0.00
13. Alternative energy incentive payment	\$0.00
14. Total incentive payments (<i>sum of Lines 10 through 13</i>)	\$0.00
15. Spent nuclear fuel payment	\$0.00
16. Total Utility Aid – this is the utility aid payment listed on the front of the estimate (<i>sum of Lines 9, 14 and 15</i>)	\$0.00

Supplemental County and Municipal Aid

- Under state law, supplemental county and municipal aid paid to each county and municipality is determined by 2023 Wisconsin Act 12 (sec. 79.037, Wis. Stats.)
- For detailed information, review [county and municipal aid spreadsheet](#)

Supplemental County and Municipal Aid Calculation	
1. Prior year supplemental county and municipal aid	\$43,678.81
2. Increase due to sales tax revenue including adjustments (<i>district changes</i>)	\$1,004.61
3. Total Supplemental County and Municipal Aid (<i>sum of Lines 1 and 2</i>)	\$44,683.42

Expenditure Restraint Incentive Program

- Only municipalities are eligible to receive Expenditure Restraint Incentive Program (ERIP) payments
- Under state law, in 2025, each municipality will receive a payment that is equal to the amount of the payment received by the municipality in 2024 (sec. 79.05(4), Wis. Stats., from 2023 WI Act 12 – notwithstanding subs. (2) and (3))

Contact Information

If you have questions, contact us at lgs@wisconsin.gov, (608) 266-8618 or (608) 261-5167.



State of Wisconsin • DEPARTMENT OF REVENUE

DIVISION OF STATE AND LOCAL FINANCE • BUREAU OF LOCAL GOVERNMENT SERVICES • 2135 RIMROCK RD MADISON, WI 53713

Mailing Address:
PO Box 8971 #6-97
Madison WI 53708-8971
Fax: (608) 264-6887
lgs@wisconsin.gov

September 13, 2024

BRENDA PETERSEN
TOWN OF WESTFIELD
PO BOX 157
WESTFIELD WI 53964-0157

Notice of Shared Revenue – 2025 Original Estimate

Notice Information

The Wisconsin Department of Revenue (DOR) is providing the **estimated** shared revenue amounts your local government will receive in 2025 under current state law for county and municipal aid, supplemental county and municipal aid, utility aid and the expenditure restraint incentive program. This does not include adjustments, shown on the July and November payment notices.

District	TOWN OF WESTFIELD	County	MARQUETTE	Co-muni code	39-028
-----------------	-------------------	---------------	-----------	---------------------	--------

Estimate Information

For an explanation of each aid payment listed below, review the additional information in this notice.

2025 Original Estimate	
1. County and municipal aid	\$8,051.72
2. Utility aid	\$1,923.84
3. Supplemental county and municipal aid	\$44,288.23
4. Expenditure restraint incentive program	\$0.00
5. Total Estimated 2025 Payments (sum of Lines 1-4)	\$54,263.79

Payment Information

Your local government will receive two distributions in 2025 :

- July 28, 2025: 15% of Line 1, 2, and 3 and 100% of Line 4 (*shown above*)
- November 17, 2025: balance of your 2025 aid payments

County and Municipal Aid

Under state law, the county and municipal aid paid to each county and municipality must be equal to the amount determined in 2012 (sec. 79.036, Wis. Stats.) and adjusted for fallen protective services insurance reimbursement (sec. 79.036(4), Wis. Stats.).

County and Municipal Aid Calculation	
1. Prior year county and municipal aid	\$7,871.26
2. Increase due to sales tax revenue, including adjustments (<i>district changes</i>)	\$181.04
3. Fallen protective services insurance adjustment	-\$0.58
4. Fallen protective services insurance reimbursement (<i>reported to DOR</i>)	\$0.00
5. Total County and Municipal Aid (sum of Lines 1-4)	\$8,051.72

Utility Aid

- Under state law, utility aid is distributed to each county and municipality where tax-exempt utility property is located (sec. 79.04, Wis. Stats.)
- Utility companies report utility property information to DOR annually
- DOR uses the provided information to accurately calculate utility aid (*shown below*)

Utility Aid Calculation	
1. Net book value, <i>as of December 31, 2024 (including expected additions/retirements)</i>	\$641,280.00
2. Total net book value payment	\$1,923.84
3. Minimum payment	\$0.00
4. Megawatt capacity	0.0
5. Megawatt capacity payment	\$0.00
6. Closed/decommissioned production plant (phased down) payment	\$0.00
7. Subtotal (<i>sum of Lines 2, 3, 5 and 6</i>)	\$1,923.84
8. Population cap	\$336,600.00
9. Adjusted subtotal (<i>lesser of Line 7 or Line 8</i>)	\$1,923.84
10. Adjacent site incentive payment	\$0.00
11. Baseload incentive payment	\$0.00
12. Co-generation incentive payment	\$0.00
13. Alternative energy incentive payment	\$0.00
14. Total incentive payments (<i>sum of Lines 10 through 13</i>)	\$0.00
15. Spent nuclear fuel payment	\$0.00
16. Total Utility Aid – this is the utility aid payment listed on the front of the estimate (<i>sum of Lines 9, 14 and 15</i>)	\$1,923.84

Supplemental County and Municipal Aid

- Under state law, supplemental county and municipal aid paid to each county and municipality is determined by 2023 Wisconsin Act 12 (sec. 79.037, Wis. Stats.)
- For detailed information, review [county and municipal aid spreadsheet](#)

Supplemental County and Municipal Aid Calculation	
1. Prior year supplemental county and municipal aid	\$43,292.50
2. Increase due to sales tax revenue including adjustments (<i>district changes</i>)	\$995.73
3. Total Supplemental County and Municipal Aid (<i>sum of Lines 1 and 2</i>)	\$44,288.23

Expenditure Restraint Incentive Program

- Only municipalities are eligible to receive Expenditure Restraint Incentive Program (ERIP) payments
- Under state law, in 2025, each municipality will receive a payment that is equal to the amount of the payment received by the municipality in 2024 (sec. 79.05(4), Wis. Stats., from 2023 WI Act 12 – notwithstanding subs. (2) and (3))

Contact Information

If you have questions, contact us at lgs@wisconsin.gov, (608) 266-8618 or (608) 261-5167.



State of Wisconsin • DEPARTMENT OF REVENUE

DIVISION OF STATE AND LOCAL FINANCE • BUREAU OF LOCAL GOVERNMENT SERVICES • 2135 RIMROCK RD MADISON, WI 53713

Mailing Address:
PO Box 8971 #6-97
Madison WI 53708-8971
Fax: (608) 264-6887
lgs@wisconsin.gov

September 13, 2024

KRISTINA IRWIN
VILLAGE OF ENDEAVOR
PO BOX 228, 400 CHURCH ST.
ENDEAVOR WI 53930-0228

Notice of Shared Revenue – 2025 Original Estimate

Notice Information

The Wisconsin Department of Revenue (DOR) is providing the **estimated** shared revenue amounts your local government will receive in 2025 under current state law for county and municipal aid, supplemental county and municipal aid, utility aid and the expenditure restraint incentive program. This does not include adjustments, shown on the July and November payment notices.

District	VILLAGE OF ENDEAVOR	County	MARQUETTE	Co-muni code	39-121
-----------------	---------------------	---------------	-----------	---------------------	--------

Estimate Information

For an explanation of each aid payment listed below, review the additional information in this notice.

2025 Original Estimate	
1. County and municipal aid	\$94,130.11
2. Utility aid	\$0.00
3. Supplemental county and municipal aid	\$38,135.46
4. Expenditure restraint incentive program	\$860.14
5. Total Estimated 2025 Payments (sum of Lines 1-4)	\$133,125.71

Payment Information

Your local government will receive two distributions in 2025 :

- July 28, 2025: 15% of Line 1, 2, and 3 and 100% of Line 4 (*shown above*)
- November 17, 2025: balance of your 2025 aid payments

County and Municipal Aid

Under state law, the county and municipal aid paid to each county and municipality must be equal to the amount determined in 2012 (sec. 79.036, Wis. Stats.) and adjusted for fallen protective services insurance reimbursement (sec. 79.036(4), Wis. Stats.).

County and Municipal Aid Calculation	
1. Prior year county and municipal aid	\$92,020.44
2. Increase due to sales tax revenue, including adjustments (<i>district changes</i>)	\$2,116.47
3. Fallen protective services insurance adjustment	-\$6.80
4. Fallen protective services insurance reimbursement (<i>reported to DOR</i>)	\$0.00
5. Total County and Municipal Aid (sum of Lines 1-4)	\$94,130.11

Utility Aid

- Under state law, utility aid is distributed to each county and municipality where tax-exempt utility property is located (sec. 79.04, Wis. Stats.)
- Utility companies report utility property information to DOR annually
- DOR uses the provided information to accurately calculate utility aid (*shown below*)

Utility Aid Calculation	
1. Net book value, <i>as of December 31, 2024 (including expected additions/retirements)</i>	\$0.00
2. Total net book value payment	\$0.00
3. Minimum payment	\$0.00
4. Megawatt capacity	0.0
5. Megawatt capacity payment	\$0.00
6. Closed/decommissioned production plant (phased down) payment	\$0.00
7. Subtotal (<i>sum of Lines 2, 3, 5 and 6</i>)	\$0.00
8. Population cap	\$175,950.00
9. Adjusted subtotal (<i>lesser of Line 7 or Line 8</i>)	\$0.00
10. Adjacent site incentive payment	\$0.00
11. Baseload incentive payment	\$0.00
12. Co-generation incentive payment	\$0.00
13. Alternative energy incentive payment	\$0.00
14. Total incentive payments (<i>sum of Lines 10 through 13</i>)	\$0.00
15. Spent nuclear fuel payment	\$0.00
16. Total Utility Aid – this is the utility aid payment listed on the front of the estimate (<i>sum of Lines 9, 14 and 15</i>)	\$0.00

Supplemental County and Municipal Aid

- Under state law, supplemental county and municipal aid paid to each county and municipality is determined by 2023 Wisconsin Act 12 (sec. 79.037, Wis. Stats.)
- For detailed information, review [county and municipal aid spreadsheet](#)

Supplemental County and Municipal Aid Calculation	
1. Prior year supplemental county and municipal aid	\$37,278.06
2. Increase due to sales tax revenue including adjustments (<i>district changes</i>)	\$857.40
3. Total Supplemental County and Municipal Aid (<i>sum of Lines 1 and 2</i>)	\$38,135.46

Expenditure Restraint Incentive Program

- Only municipalities are eligible to receive Expenditure Restraint Incentive Program (ERIP) payments
- Under state law, in 2025, each municipality will receive a payment that is equal to the amount of the payment received by the municipality in 2024 (sec. 79.05(4), Wis. Stats., from 2023 WI Act 12 – notwithstanding subs. (2) and (3))

Contact Information

If you have questions, contact us at lgs@wisconsin.gov, (608) 266-8618 or (608) 261-5167.



State of Wisconsin • DEPARTMENT OF REVENUE

DIVISION OF STATE AND LOCAL FINANCE • BUREAU OF LOCAL GOVERNMENT SERVICES • 2135 RIMROCK RD MADISON, WI 53713

Mailing Address:
PO Box 8971 #6-97
Madison WI 53708-8971
Fax: (608) 264-6887
lgs@wisconsin.gov

September 13, 2024

BRITTANY SODA
VILLAGE OF NESHKORO
PO BOX 265
NESHKORO WI 54960-0265

Notice of Shared Revenue – 2025 Original Estimate

Notice Information

The Wisconsin Department of Revenue (DOR) is providing the **estimated** shared revenue amounts your local government will receive in 2025 under current state law for county and municipal aid, supplemental county and municipal aid, utility aid and the expenditure restraint incentive program. This does not include adjustments, shown on the July and November payment notices.

District	VILLAGE OF NESHKORO	County	MARQUETTE	Co-muni code	39-161
-----------------	---------------------	---------------	-----------	---------------------	--------

Estimate Information

For an explanation of each aid payment listed below, review the additional information in this notice.

2025 Original Estimate	
1. County and municipal aid	\$90,648.72
2. Utility aid	\$3,560.44
3. Supplemental county and municipal aid	\$37,740.07
4. Expenditure restraint incentive program	\$0.00
5. Total Estimated 2025 Payments (sum of Lines 1-4)	\$131,949.23

Payment Information

Your local government will receive two distributions in 2025 :

- July 28, 2025: 15% of Line 1, 2, and 3 and 100% of Line 4 (*shown above*)
- November 17, 2025: balance of your 2025 aid payments

County and Municipal Aid

Under state law, the county and municipal aid paid to each county and municipality must be equal to the amount determined in 2012 (sec. 79.036, Wis. Stats.) and adjusted for fallen protective services insurance reimbursement (sec. 79.036(4), Wis. Stats.).

County and Municipal Aid Calculation	
1. Prior year county and municipal aid	\$88,617.08
2. Increase due to sales tax revenue, including adjustments (<i>district changes</i>)	\$2,038.19
3. Fallen protective services insurance adjustment	-\$6.55
4. Fallen protective services insurance reimbursement (<i>reported to DOR</i>)	\$0.00
5. Total County and Municipal Aid (sum of Lines 1-4)	\$90,648.72

Utility Aid

- Under state law, utility aid is distributed to each county and municipality where tax-exempt utility property is located (sec. 79.04, Wis. Stats.)
- Utility companies report utility property information to DOR annually
- DOR uses the provided information to accurately calculate utility aid (*shown below*)

Utility Aid Calculation	
1. Net book value, <i>as of December 31, 2024 (including expected additions/retirements)</i>	\$593,407.00
2. Total net book value payment	\$3,560.44
3. Minimum payment	\$0.00
4. Megawatt capacity	0.0
5. Megawatt capacity payment	\$0.00
6. Closed/decommissioned production plant (phased down) payment	\$0.00
7. Subtotal (<i>sum of Lines 2, 3, 5 and 6</i>)	\$3,560.44
8. Population cap	\$172,550.00
9. Adjusted subtotal (<i>lesser of Line 7 or Line 8</i>)	\$3,560.44
10. Adjacent site incentive payment	\$0.00
11. Baseload incentive payment	\$0.00
12. Co-generation incentive payment	\$0.00
13. Alternative energy incentive payment	\$0.00
14. Total incentive payments (<i>sum of Lines 10 through 13</i>)	\$0.00
15. Spent nuclear fuel payment	\$0.00
16. Total Utility Aid – this is the utility aid payment listed on the front of the estimate (<i>sum of Lines 9, 14 and 15</i>)	\$3,560.44

Supplemental County and Municipal Aid

- Under state law, supplemental county and municipal aid paid to each county and municipality is determined by 2023 Wisconsin Act 12 (sec. 79.037, Wis. Stats.)
- For detailed information, review [county and municipal aid spreadsheet](#)

Supplemental County and Municipal Aid Calculation	
1. Prior year supplemental county and municipal aid	\$36,891.56
2. Increase due to sales tax revenue including adjustments (<i>district changes</i>)	\$848.51
3. Total Supplemental County and Municipal Aid (<i>sum of Lines 1 and 2</i>)	\$37,740.07

Expenditure Restraint Incentive Program

- Only municipalities are eligible to receive Expenditure Restraint Incentive Program (ERIP) payments
- Under state law, in 2025, each municipality will receive a payment that is equal to the amount of the payment received by the municipality in 2024 (sec. 79.05(4), Wis. Stats., from 2023 WI Act 12 – notwithstanding subs. (2) and (3))

Contact Information

If you have questions, contact us at lgs@wisconsin.gov, (608) 266-8618 or (608) 261-5167.



State of Wisconsin • DEPARTMENT OF REVENUE

DIVISION OF STATE AND LOCAL FINANCE • BUREAU OF LOCAL GOVERNMENT SERVICES • 2135 RIMROCK RD MADISON, WI 53713

Mailing Address:
PO Box 8971 #6-97
Madison WI 53708-8971
Fax: (608) 264-6887
lgs@wisconsin.gov

September 13, 2024

SHANNON MCMULLIN
VILLAGE OF OXFORD
PO BOX 122, 129 S FRANKLIN AVE
OXFORD WI 53952-0122

Notice of Shared Revenue – 2025 Original Estimate

Notice Information

The Wisconsin Department of Revenue (DOR) is providing the **estimated** shared revenue amounts your local government will receive in 2025 under current state law for county and municipal aid, supplemental county and municipal aid, utility aid and the expenditure restraint incentive program. This does not include adjustments, shown on the July and November payment notices.

District	VILLAGE OF OXFORD	County	MARQUETTE	Co-muni code	39-165
-----------------	-------------------	---------------	-----------	---------------------	--------

Estimate Information

For an explanation of each aid payment listed below, review the additional information in this notice.

2025 Original Estimate	
1. County and municipal aid	\$133,401.07
2. Utility aid	\$13,550.23
3. Supplemental county and municipal aid	\$39,888.75
4. Expenditure restraint incentive program	\$640.72
5. Total Estimated 2025 Payments (sum of Lines 1-4)	\$187,480.77

Payment Information

Your local government will receive two distributions in 2025 :

- July 28, 2025: 15% of Line 1, 2, and 3 and 100% of Line 4 (*shown above*)
- November 17, 2025: balance of your 2025 aid payments

County and Municipal Aid

Under state law, the county and municipal aid paid to each county and municipality must be equal to the amount determined in 2012 (sec. 79.036, Wis. Stats.) and adjusted for fallen protective services insurance reimbursement (sec. 79.036(4), Wis. Stats.).

County and Municipal Aid Calculation	
1. Prior year county and municipal aid	\$130,411.25
2. Increase due to sales tax revenue, including adjustments (<i>district changes</i>)	\$2,999.46
3. Fallen protective services insurance adjustment	-\$9.64
4. Fallen protective services insurance reimbursement (<i>reported to DOR</i>)	\$0.00
5. Total County and Municipal Aid (sum of Lines 1-4)	\$133,401.07

Utility Aid

- Under state law, utility aid is distributed to each county and municipality where tax-exempt utility property is located (sec. 79.04, Wis. Stats.)
- Utility companies report utility property information to DOR annually
- DOR uses the provided information to accurately calculate utility aid (*shown below*)

Utility Aid Calculation	
1. Net book value, <i>as of December 31, 2024 (including expected additions/retirements)</i>	\$2,258,372.00
2. Total net book value payment	\$13,550.23
3. Minimum payment	\$0.00
4. Megawatt capacity	0.0
5. Megawatt capacity payment	\$0.00
6. Closed/decommissioned production plant (phased down) payment	\$0.00
7. Subtotal (<i>sum of Lines 2, 3, 5 and 6</i>)	\$13,550.23
8. Population cap	\$223,975.00
9. Adjusted subtotal (<i>lesser of Line 7 or Line 8</i>)	\$13,550.23
10. Adjacent site incentive payment	\$0.00
11. Baseload incentive payment	\$0.00
12. Co-generation incentive payment	\$0.00
13. Alternative energy incentive payment	\$0.00
14. Total incentive payments (<i>sum of Lines 10 through 13</i>)	\$0.00
15. Spent nuclear fuel payment	\$0.00
16. Total Utility Aid – this is the utility aid payment listed on the front of the estimate (<i>sum of Lines 9, 14 and 15</i>)	\$13,550.23

Supplemental County and Municipal Aid

- Under state law, supplemental county and municipal aid paid to each county and municipality is determined by 2023 Wisconsin Act 12 (sec. 79.037, Wis. Stats.)
- For detailed information, review [county and municipal aid spreadsheet](#)

Supplemental County and Municipal Aid Calculation	
1. Prior year supplemental county and municipal aid	\$38,991.94
2. Increase due to sales tax revenue including adjustments (<i>district changes</i>)	\$896.81
3. Total Supplemental County and Municipal Aid (<i>sum of Lines 1 and 2</i>)	\$39,888.75

Expenditure Restraint Incentive Program

- Only municipalities are eligible to receive Expenditure Restraint Incentive Program (ERIP) payments
- Under state law, in 2025, each municipality will receive a payment that is equal to the amount of the payment received by the municipality in 2024 (sec. 79.05(4), Wis. Stats., from 2023 WI Act 12 – notwithstanding subs. (2) and (3))

Contact Information

If you have questions, contact us at lgs@wisconsin.gov, (608) 266-8618 or (608) 261-5167.



State of Wisconsin • DEPARTMENT OF REVENUE

DIVISION OF STATE AND LOCAL FINANCE • BUREAU OF LOCAL GOVERNMENT SERVICES • 2135 RIMROCK RD MADISON, WI 53713

Mailing Address:
PO Box 8971 #6-97
Madison WI 53708-8971
Fax: (608) 264-6887
lgs@wisconsin.gov

September 13, 2024

LINDA QUINN
VILLAGE OF WESTFIELD
PO BOX 250, 129 E 3RD ST.
WESTFIELD WI 53964-0265

Notice of Shared Revenue – 2025 Original Estimate

Notice Information

The Wisconsin Department of Revenue (DOR) is providing the **estimated** shared revenue amounts your local government will receive in 2025 under current state law for county and municipal aid, supplemental county and municipal aid, utility aid and the expenditure restraint incentive program. This does not include adjustments, shown on the July and November payment notices.

District	VILLAGE OF WESTFIELD	County	MARQUETTE	Co-muni code	39-191
-----------------	----------------------	---------------	-----------	---------------------	--------

Estimate Information

For an explanation of each aid payment listed below, review the additional information in this notice.

2025 Original Estimate	
1. County and municipal aid	\$253,435.02
2. Utility aid	\$0.00
3. Supplemental county and municipal aid	\$52,979.90
4. Expenditure restraint incentive program	\$10,267.53
5. Total Estimated 2025 Payments (sum of Lines 1-4)	\$316,682.45

Payment Information

Your local government will receive two distributions in 2025 :

- July 28, 2025: 15% of Line 1, 2, and 3 and 100% of Line 4 (*shown above*)
- November 17, 2025: balance of your 2025 aid payments

County and Municipal Aid

Under state law, the county and municipal aid paid to each county and municipality must be equal to the amount determined in 2012 (sec. 79.036, Wis. Stats.) and adjusted for fallen protective services insurance reimbursement (sec. 79.036(4), Wis. Stats.).

County and Municipal Aid Calculation	
1. Prior year county and municipal aid	\$247,754.97
2. Increase due to sales tax revenue, including adjustments (<i>district changes</i>)	\$5,698.36
3. Fallen protective services insurance adjustment	-\$18.31
4. Fallen protective services insurance reimbursement (<i>reported to DOR</i>)	\$0.00
5. Total County and Municipal Aid (sum of Lines 1-4)	\$253,435.02

Utility Aid

- Under state law, utility aid is distributed to each county and municipality where tax-exempt utility property is located (sec. 79.04, Wis. Stats.)
- Utility companies report utility property information to DOR annually
- DOR uses the provided information to accurately calculate utility aid (*shown below*)

Utility Aid Calculation	
1. Net book value, <i>as of December 31, 2024 (including expected additions/retirements)</i>	\$0.00
2. Total net book value payment	\$0.00
3. Minimum payment	\$0.00
4. Megawatt capacity	0.0
5. Megawatt capacity payment	\$0.00
6. Closed/decommissioned production plant (phased down) payment	\$0.00
7. Subtotal (<i>sum of Lines 2, 3, 5 and 6</i>)	\$0.00
8. Population cap	\$544,000.00
9. Adjusted subtotal (<i>lesser of Line 7 or Line 8</i>)	\$0.00
10. Adjacent site incentive payment	\$0.00
11. Baseload incentive payment	\$0.00
12. Co-generation incentive payment	\$0.00
13. Alternative energy incentive payment	\$0.00
14. Total incentive payments (<i>sum of Lines 10 through 13</i>)	\$0.00
15. Spent nuclear fuel payment	\$0.00
16. Total Utility Aid – this is the utility aid payment listed on the front of the estimate (<i>sum of Lines 9, 14 and 15</i>)	\$0.00

Supplemental County and Municipal Aid

- Under state law, supplemental county and municipal aid paid to each county and municipality is determined by 2023 Wisconsin Act 12 (sec. 79.037, Wis. Stats.)
- For detailed information, review [county and municipal aid spreadsheet](#)

Supplemental County and Municipal Aid Calculation	
1. Prior year supplemental county and municipal aid	\$51,788.76
2. Increase due to sales tax revenue including adjustments (<i>district changes</i>)	\$1,191.14
3. Total Supplemental County and Municipal Aid (<i>sum of Lines 1 and 2</i>)	\$52,979.90

Expenditure Restraint Incentive Program

- Only municipalities are eligible to receive Expenditure Restraint Incentive Program (ERIP) payments
- Under state law, in 2025, each municipality will receive a payment that is equal to the amount of the payment received by the municipality in 2024 (sec. 79.05(4), Wis. Stats., from 2023 WI Act 12 – notwithstanding subs. (2) and (3))

Contact Information

If you have questions, contact us at lgs@wisconsin.gov, (608) 266-8618 or (608) 261-5167.



State of Wisconsin • DEPARTMENT OF REVENUE

DIVISION OF STATE AND LOCAL FINANCE • BUREAU OF LOCAL GOVERNMENT SERVICES • 2135 RIMROCK RD MADISON, WI 53713

Mailing Address:
PO Box 8971 #6-97
Madison WI 53708-8971
Fax: (608) 264-6887
lgs@wisconsin.gov

September 13, 2024

DAWN CALNIN
CITY OF MONTELLO
PO BOX 39
MONTELLO WI 53949-0039

Notice of Shared Revenue – 2025 Original Estimate

Notice Information

The Wisconsin Department of Revenue (DOR) is providing the **estimated** shared revenue amounts your local government will receive in 2025 under current state law for county and municipal aid, supplemental county and municipal aid, utility aid and the expenditure restraint incentive program. This does not include adjustments, shown on the July and November payment notices.

District	CITY OF MONTELLO	County	MARQUETTE	Co-muni code	39-251
-----------------	------------------	---------------	-----------	---------------------	--------

Estimate Information

For an explanation of each aid payment listed below, review the additional information in this notice.

2025 Original Estimate	
1. County and municipal aid	\$158,681.00
2. Utility aid	\$10,399.12
3. Supplemental county and municipal aid	\$55,452.42
4. Expenditure restraint incentive program	\$20,488.65
5. Total Estimated 2025 Payments (sum of Lines 1-4)	\$245,021.19

Payment Information

Your local government will receive two distributions in 2025 :

- July 28, 2025: 15% of Line 1, 2, and 3 and 100% of Line 4 (*shown above*)
- November 17, 2025: balance of your 2025 aid payments

County and Municipal Aid

Under state law, the county and municipal aid paid to each county and municipality must be equal to the amount determined in 2012 (sec. 79.036, Wis. Stats.) and adjusted for fallen protective services insurance reimbursement (sec. 79.036(4), Wis. Stats.).

County and Municipal Aid Calculation	
1. Prior year county and municipal aid	\$155,124.59
2. Increase due to sales tax revenue, including adjustments (<i>district changes</i>)	\$3,567.87
3. Fallen protective services insurance adjustment	-\$11.46
4. Fallen protective services insurance reimbursement (<i>reported to DOR</i>)	\$0.00
5. Total County and Municipal Aid (sum of Lines 1-4)	\$158,681.00

Utility Aid

- Under state law, utility aid is distributed to each county and municipality where tax-exempt utility property is located (sec. 79.04, Wis. Stats.)
- Utility companies report utility property information to DOR annually
- DOR uses the provided information to accurately calculate utility aid (*shown below*)

Utility Aid Calculation	
1. Net book value, <i>as of December 31, 2024 (including expected additions/retirements)</i>	\$1,733,186.00
2. Total net book value payment	\$10,399.12
3. Minimum payment	\$0.00
4. Megawatt capacity	0.0
5. Megawatt capacity payment	\$0.00
6. Closed/decommissioned production plant (phased down) payment	\$0.00
7. Subtotal (<i>sum of Lines 2, 3, 5 and 6</i>)	\$10,399.12
8. Population cap	\$606,900.00
9. Adjusted subtotal (<i>lesser of Line 7 or Line 8</i>)	\$10,399.12
10. Adjacent site incentive payment	\$0.00
11. Baseload incentive payment	\$0.00
12. Co-generation incentive payment	\$0.00
13. Alternative energy incentive payment	\$0.00
14. Total incentive payments (<i>sum of Lines 10 through 13</i>)	\$0.00
15. Spent nuclear fuel payment	\$0.00
16. Total Utility Aid – this is the utility aid payment listed on the front of the estimate (<i>sum of Lines 9, 14 and 15</i>)	\$10,399.12

Supplemental County and Municipal Aid

- Under state law, supplemental county and municipal aid paid to each county and municipality is determined by 2023 Wisconsin Act 12 (sec. 79.037, Wis. Stats.)
- For detailed information, review [county and municipal aid spreadsheet](#)

Supplemental County and Municipal Aid Calculation	
1. Prior year supplemental county and municipal aid	\$54,205.69
2. Increase due to sales tax revenue including adjustments (<i>district changes</i>)	\$1,246.73
3. Total Supplemental County and Municipal Aid (<i>sum of Lines 1 and 2</i>)	\$55,452.42

Expenditure Restraint Incentive Program

- Only municipalities are eligible to receive Expenditure Restraint Incentive Program (ERIP) payments
- Under state law, in 2025, each municipality will receive a payment that is equal to the amount of the payment received by the municipality in 2024 (sec. 79.05(4), Wis. Stats., from 2023 WI Act 12 – notwithstanding subs. (2) and (3))

Contact Information

If you have questions, contact us at lgs@wisconsin.gov, (608) 266-8618 or (608) 261-5167.



State of Wisconsin • DEPARTMENT OF REVENUE

DIVISION OF STATE AND LOCAL FINANCE • BUREAU OF LOCAL GOVERNMENT SERVICES • 2135 RIMROCK RD MADISON, WI 53713

Mailing Address:
PO Box 8971 #6-97
Madison WI 53708-8971
Fax: (608) 264-6887
lgs@wisconsin.gov

September 13, 2024

KILEY LLOYD
COUNTY OF MARQUETTE
77 W PARK ST, ROOM 102
MONTELLO WI 53949

Notice of Shared Revenue – 2025 Original Estimate

Notice Information

The Wisconsin Department of Revenue (DOR) is providing the **estimated** shared revenue amounts your local government will receive in 2025 under current state law for county and municipal aid, supplemental county and municipal aid, utility aid and the expenditure restraint incentive program. This does not include adjustments, shown on the July and November payment notices.

District	COUNTY OF MARQUETTE	County	MARQUETTE	Co-muni code	39-999
-----------------	---------------------	---------------	-----------	---------------------	--------

Estimate Information

For an explanation of each aid payment listed below, review the additional information in this notice.

2025 Original Estimate	
1. County and municipal aid	\$63,654.08
2. Utility aid	\$40,336.22
3. Supplemental county and municipal aid	\$293,263.27
4. Expenditure restraint incentive program	\$0.00
5. Total Estimated 2025 Payments (sum of Lines 1-4)	\$397,253.57

Payment Information

Your local government will receive two distributions in 2025 :

- July 28, 2025: 15% of Line 1, 2, and 3 and 100% of Line 4 (*shown above*)
- November 17, 2025: balance of your 2025 aid payments

County and Municipal Aid

Under state law, the county and municipal aid paid to each county and municipality must be equal to the amount determined in 2012 (sec. 79.036, Wis. Stats.) and adjusted for fallen protective services insurance reimbursement (sec. 79.036(4), Wis. Stats.).

County and Municipal Aid Calculation	
1. Prior year county and municipal aid	\$62,227.45
2. Increase due to sales tax revenue, including adjustments (<i>district changes</i>)	\$1,431.23
3. Fallen protective services insurance adjustment	-\$4.60
4. Fallen protective services insurance reimbursement (<i>reported to DOR</i>)	\$0.00
5. Total County and Municipal Aid (sum of Lines 1-4)	\$63,654.08

Utility Aid

- Under state law, utility aid is distributed to each county and municipality where tax-exempt utility property is located (sec. 79.04, Wis. Stats.)
- Utility companies report utility property information to DOR annually
- DOR uses the provided information to accurately calculate utility aid (*shown below*)

Utility Aid Calculation	
1. Net book value, <i>as of December 31, 2024 (including expected additions/retirements)</i>	\$9,015,187.00
2. Total net book value payment	\$40,336.22
3. Minimum payment	\$0.00
4. Megawatt capacity	0.0
5. Megawatt capacity payment	\$0.00
6. Closed/decommissioned production plant (phased down) payment	\$0.00
7. Subtotal (<i>sum of Lines 2, 3, 5 and 6</i>)	\$40,336.22
8. Population cap	\$1,950,125.00
9. Adjusted subtotal (<i>lesser of Line 7 or Line 8</i>)	\$40,336.22
10. Adjacent site incentive payment	\$0.00
11. Baseload incentive payment	\$0.00
12. Co-generation incentive payment	\$0.00
13. Alternative energy incentive payment	\$0.00
14. Total incentive payments (<i>sum of Lines 10 through 13</i>)	\$0.00
15. Spent nuclear fuel payment	\$0.00
16. Total Utility Aid – this is the utility aid payment listed on the front of the estimate (<i>sum of Lines 9, 14 and 15</i>)	\$40,336.22

Supplemental County and Municipal Aid

- Under state law, supplemental county and municipal aid paid to each county and municipality is determined by 2023 Wisconsin Act 12 (sec. 79.037, Wis. Stats.)
- For detailed information, review [county and municipal aid spreadsheet](#)

Supplemental County and Municipal Aid Calculation	
1. Prior year supplemental county and municipal aid	\$286,669.86
2. Increase due to sales tax revenue including adjustments (<i>district changes</i>)	\$6,593.41
3. Total Supplemental County and Municipal Aid (<i>sum of Lines 1 and 2</i>)	\$293,263.27

Expenditure Restraint Incentive Program

- Only municipalities are eligible to receive Expenditure Restraint Incentive Program (ERIP) payments
- Under state law, in 2025, each municipality will receive a payment that is equal to the amount of the payment received by the municipality in 2024 (sec. 79.05(4), Wis. Stats., from 2023 WI Act 12 – notwithstanding subs. (2) and (3))

Contact Information

If you have questions, contact us at lgs@wisconsin.gov, (608) 266-8618 or (608) 261-5167.



State of Wisconsin • DEPARTMENT OF REVENUE

DIVISION OF STATE AND LOCAL FINANCE • BUREAU OF LOCAL GOVERNMENT SERVICES • 2135 RIMROCK RD MADISON, WI 53713

Mailing Address:
PO Box 8971 #6-97
Madison WI 53708-8971
Fax: (608) 264-6887
lgs@wisconsin.gov

September 13, 2024

RACHEL SAFSTROM
VILLAGE OF BAYSIDE
9075 N REGENT RD
BAYSIDE WI 53217-1802

Notice of Shared Revenue – 2025 Original Estimate

Notice Information

The Wisconsin Department of Revenue (DOR) is providing the **estimated** shared revenue amounts your local government will receive in 2025 under current state law for county and municipal aid, supplemental county and municipal aid, utility aid and the expenditure restraint incentive program. This does not include adjustments, shown on the July and November payment notices.

District	VILLAGE OF BAYSIDE	County	MILWAUKEE	Co-muni code	40-106
-----------------	--------------------	---------------	-----------	---------------------	--------

Estimate Information

For an explanation of each aid payment listed below, review the additional information in this notice.

2025 Original Estimate	
1. County and municipal aid	\$61,676.66
2. Utility aid	\$0.00
3. Supplemental county and municipal aid	\$107,237.90
4. Expenditure restraint incentive program	\$52,092.95
5. Total Estimated 2025 Payments (sum of Lines 1-4)	\$221,007.51

Payment Information

Your local government will receive two distributions in 2025 :

- July 28, 2025: 15% of Line 1, 2, and 3 and 100% of Line 4 (*shown above*)
- November 17, 2025: balance of your 2025 aid payments

County and Municipal Aid

Under state law, the county and municipal aid paid to each county and municipality must be equal to the amount determined in 2012 (sec. 79.036, Wis. Stats.) and adjusted for fallen protective services insurance reimbursement (sec. 79.036(4), Wis. Stats.).

County and Municipal Aid Calculation	
1. Prior year county and municipal aid	\$60,294.35
2. Increase due to sales tax revenue, including adjustments (<i>district changes</i>)	\$1,386.77
3. Fallen protective services insurance adjustment	-\$4.46
4. Fallen protective services insurance reimbursement (<i>reported to DOR</i>)	\$0.00
5. Total County and Municipal Aid (sum of Lines 1-4)	\$61,676.66

Utility Aid

- Under state law, utility aid is distributed to each county and municipality where tax-exempt utility property is located (sec. 79.04, Wis. Stats.)
- Utility companies report utility property information to DOR annually
- DOR uses the provided information to accurately calculate utility aid (*shown below*)

Utility Aid Calculation	
1. Net book value, <i>as of December 31, 2024 (including expected additions/retirements)</i>	\$0.00
2. Total net book value payment	\$0.00
3. Minimum payment	\$0.00
4. Megawatt capacity	0.0
5. Megawatt capacity payment	\$0.00
6. Closed/decommissioned production plant (phased down) payment	\$0.00
7. Subtotal (<i>sum of Lines 2, 3, 5 and 6</i>)	\$0.00
8. Population cap	\$1,866,600.00
9. Adjusted subtotal (<i>lesser of Line 7 or Line 8</i>)	\$0.00
10. Adjacent site incentive payment	\$0.00
11. Baseload incentive payment	\$0.00
12. Co-generation incentive payment	\$0.00
13. Alternative energy incentive payment	\$0.00
14. Total incentive payments (<i>sum of Lines 10 through 13</i>)	\$0.00
15. Spent nuclear fuel payment	\$0.00
16. Total Utility Aid – this is the utility aid payment listed on the front of the estimate (<i>sum of Lines 9, 14 and 15</i>)	\$0.00

Supplemental County and Municipal Aid

- Under state law, supplemental county and municipal aid paid to each county and municipality is determined by 2023 Wisconsin Act 12 (sec. 79.037, Wis. Stats.)
- For detailed information, review [county and municipal aid spreadsheet](#)

Supplemental County and Municipal Aid Calculation	
1. Prior year supplemental county and municipal aid	\$104,826.88
2. Increase due to sales tax revenue including adjustments (<i>district changes</i>)	\$2,411.02
3. Total Supplemental County and Municipal Aid (<i>sum of Lines 1 and 2</i>)	\$107,237.90

Expenditure Restraint Incentive Program

- Only municipalities are eligible to receive Expenditure Restraint Incentive Program (ERIP) payments
- Under state law, in 2025, each municipality will receive a payment that is equal to the amount of the payment received by the municipality in 2024 (sec. 79.05(4), Wis. Stats., from 2023 WI Act 12 – notwithstanding subs. (2) and (3))

Contact Information

If you have questions, contact us at lgs@wisconsin.gov, (608) 266-8618 or (608) 261-5167.



State of Wisconsin • DEPARTMENT OF REVENUE

DIVISION OF STATE AND LOCAL FINANCE • BUREAU OF LOCAL GOVERNMENT SERVICES • 2135 RIMROCK RD MADISON, WI 53713

Mailing Address:
PO Box 8971 #6-97
Madison WI 53708-8971
Fax: (608) 264-6887
lgs@wisconsin.gov

September 13, 2024

CAREN BRUSTMANN
VILLAGE OF BROWN DEER
4800 W GREEN BROOK DR
BROWN DEER WI 53223-2492

Notice of Shared Revenue – 2025 Original Estimate

Notice Information

The Wisconsin Department of Revenue (DOR) is providing the **estimated** shared revenue amounts your local government will receive in 2025 under current state law for county and municipal aid, supplemental county and municipal aid, utility aid and the expenditure restraint incentive program. This does not include adjustments, shown on the July and November payment notices.

District	VILLAGE OF BROWN DEER	County	MILWAUKEE	Co-muni code	40-107
-----------------	-----------------------	---------------	-----------	---------------------	--------

Estimate Information

For an explanation of each aid payment listed below, review the additional information in this notice.

2025 Original Estimate	
1. County and municipal aid	\$183,043.59
2. Utility aid	\$23,842.95
3. Supplemental county and municipal aid	\$327,132.15
4. Expenditure restraint incentive program	\$269,969.03
5. Total Estimated 2025 Payments (sum of Lines 1-4)	\$803,987.72

Payment Information

Your local government will receive two distributions in 2025 :

- July 28, 2025: 15% of Line 1, 2, and 3 and 100% of Line 4 (*shown above*)
- November 17, 2025: balance of your 2025 aid payments

County and Municipal Aid

Under state law, the county and municipal aid paid to each county and municipality must be equal to the amount determined in 2012 (sec. 79.036, Wis. Stats.) and adjusted for fallen protective services insurance reimbursement (sec. 79.036(4), Wis. Stats.).

County and Municipal Aid Calculation	
1. Prior year county and municipal aid	\$178,941.16
2. Increase due to sales tax revenue, including adjustments (<i>district changes</i>)	\$4,115.65
3. Fallen protective services insurance adjustment	-\$13.22
4. Fallen protective services insurance reimbursement (<i>reported to DOR</i>)	\$0.00
5. Total County and Municipal Aid (sum of Lines 1-4)	\$183,043.59

Utility Aid

- Under state law, utility aid is distributed to each county and municipality where tax-exempt utility property is located (sec. 79.04, Wis. Stats.)
- Utility companies report utility property information to DOR annually
- DOR uses the provided information to accurately calculate utility aid (*shown below*)

Utility Aid Calculation	
1. Net book value, <i>as of December 31, 2024 (including expected additions/retirements)</i>	\$3,973,825.00
2. Total net book value payment	\$23,842.95
3. Minimum payment	\$0.00
4. Megawatt capacity	0.0
5. Megawatt capacity payment	\$0.00
6. Closed/decommissioned production plant (phased down) payment	\$0.00
7. Subtotal (<i>sum of Lines 2, 3, 5 and 6</i>)	\$23,842.95
8. Population cap	\$5,518,625.00
9. Adjusted subtotal (<i>lesser of Line 7 or Line 8</i>)	\$23,842.95
10. Adjacent site incentive payment	\$0.00
11. Baseload incentive payment	\$0.00
12. Co-generation incentive payment	\$0.00
13. Alternative energy incentive payment	\$0.00
14. Total incentive payments (<i>sum of Lines 10 through 13</i>)	\$0.00
15. Spent nuclear fuel payment	\$0.00
16. Total Utility Aid – this is the utility aid payment listed on the front of the estimate (<i>sum of Lines 9, 14 and 15</i>)	\$23,842.95

Supplemental County and Municipal Aid

- Under state law, supplemental county and municipal aid paid to each county and municipality is determined by 2023 Wisconsin Act 12 (sec. 79.037, Wis. Stats.)
- For detailed information, review [county and municipal aid spreadsheet](#)

Supplemental County and Municipal Aid Calculation	
1. Prior year supplemental county and municipal aid	\$319,777.27
2. Increase due to sales tax revenue including adjustments (<i>district changes</i>)	\$7,354.88
3. Total Supplemental County and Municipal Aid (<i>sum of Lines 1 and 2</i>)	\$327,132.15

Expenditure Restraint Incentive Program

- Only municipalities are eligible to receive Expenditure Restraint Incentive Program (ERIP) payments
- Under state law, in 2025, each municipality will receive a payment that is equal to the amount of the payment received by the municipality in 2024 (sec. 79.05(4), Wis. Stats., from 2023 WI Act 12 – notwithstanding subs. (2) and (3))

Contact Information

If you have questions, contact us at lgs@wisconsin.gov, (608) 266-8618 or (608) 261-5167.



State of Wisconsin • DEPARTMENT OF REVENUE

DIVISION OF STATE AND LOCAL FINANCE • BUREAU OF LOCAL GOVERNMENT SERVICES • 2135 RIMROCK RD MADISON, WI 53713

Mailing Address:
PO Box 8971 #6-97
Madison WI 53708-8971
Fax: (608) 264-6887
lgs@wisconsin.gov

September 13, 2024

SARA BRUCKMAN
VILLAGE OF FOX POINT
7200 N SANTA MONICA BLVD
FOX POINT WI 53217

Notice of Shared Revenue – 2025 Original Estimate

Notice Information

The Wisconsin Department of Revenue (DOR) is providing the **estimated** shared revenue amounts your local government will receive in 2025 under current state law for county and municipal aid, supplemental county and municipal aid, utility aid and the expenditure restraint incentive program. This does not include adjustments, shown on the July and November payment notices.

District	VILLAGE OF FOX POINT	County	MILWAUKEE	Co-muni code	40-126
-----------------	----------------------	---------------	-----------	---------------------	--------

Estimate Information

For an explanation of each aid payment listed below, review the additional information in this notice.

2025 Original Estimate	
1. County and municipal aid	\$92,023.98
2. Utility aid	\$5,145.97
3. Supplemental county and municipal aid	\$183,401.62
4. Expenditure restraint incentive program	\$49,427.72
5. Total Estimated 2025 Payments (sum of Lines 1-4)	\$329,999.29

Payment Information

Your local government will receive two distributions in 2025 :

- July 28, 2025: 15% of Line 1, 2, and 3 and 100% of Line 4 (*shown above*)
- November 17, 2025: balance of your 2025 aid payments

County and Municipal Aid

Under state law, the county and municipal aid paid to each county and municipality must be equal to the amount determined in 2012 (sec. 79.036, Wis. Stats.) and adjusted for fallen protective services insurance reimbursement (sec. 79.036(4), Wis. Stats.).

County and Municipal Aid Calculation	
1. Prior year county and municipal aid	\$89,961.52
2. Increase due to sales tax revenue, including adjustments (<i>district changes</i>)	\$2,069.11
3. Fallen protective services insurance adjustment	-\$6.65
4. Fallen protective services insurance reimbursement (<i>reported to DOR</i>)	\$0.00
5. Total County and Municipal Aid (sum of Lines 1-4)	\$92,023.98

Utility Aid

- Under state law, utility aid is distributed to each county and municipality where tax-exempt utility property is located (sec. 79.04, Wis. Stats.)
- Utility companies report utility property information to DOR annually
- DOR uses the provided information to accurately calculate utility aid (*shown below*)

Utility Aid Calculation	
1. Net book value, as of December 31, 2024 (including expected additions/retirements)	\$857,661.00
2. Total net book value payment	\$5,145.97
3. Minimum payment	\$0.00
4. Megawatt capacity	0.0
5. Megawatt capacity payment	\$0.00
6. Closed/decommissioned production plant (phased down) payment	\$0.00
7. Subtotal (sum of Lines 2, 3, 5 and 6)	\$5,145.97
8. Population cap	\$2,824,975.00
9. Adjusted subtotal (lesser of Line 7 or Line 8)	\$5,145.97
10. Adjacent site incentive payment	\$0.00
11. Baseload incentive payment	\$0.00
12. Co-generation incentive payment	\$0.00
13. Alternative energy incentive payment	\$0.00
14. Total incentive payments (sum of Lines 10 through 13)	\$0.00
15. Spent nuclear fuel payment	\$0.00
16. Total Utility Aid – this is the utility aid payment listed on the front of the estimate (sum of Lines 9, 14 and 15)	\$5,145.97

Supplemental County and Municipal Aid

- Under state law, supplemental county and municipal aid paid to each county and municipality is determined by 2023 Wisconsin Act 12 (sec. 79.037, Wis. Stats.)
- For detailed information, review [county and municipal aid spreadsheet](#)

Supplemental County and Municipal Aid Calculation	
1. Prior year supplemental county and municipal aid	\$179,278.22
2. Increase due to sales tax revenue including adjustments (district changes)	\$4,123.40
3. Total Supplemental County and Municipal Aid (sum of Lines 1 and 2)	\$183,401.62

Expenditure Restraint Incentive Program

- Only municipalities are eligible to receive Expenditure Restraint Incentive Program (ERIP) payments
- Under state law, in 2025, each municipality will receive a payment that is equal to the amount of the payment received by the municipality in 2024 (sec. 79.05(4), Wis. Stats., from 2023 WI Act 12 – notwithstanding subs. (2) and (3))

Contact Information

If you have questions, contact us at lgs@wisconsin.gov, (608) 266-8618 or (608) 261-5167.



State of Wisconsin • DEPARTMENT OF REVENUE

DIVISION OF STATE AND LOCAL FINANCE • BUREAU OF LOCAL GOVERNMENT SERVICES • 2135 RIMROCK RD MADISON, WI 53713

Mailing Address:
PO Box 8971 #6-97
Madison WI 53708-8971
Fax: (608) 264-6887
lgs@wisconsin.gov

September 13, 2024

MELANIE VAN KAUWENBERG
VILLAGE OF GREENDALE
6500 NORTHWAY
GREENDALE WI 53129

Notice of Shared Revenue – 2025 Original Estimate

Notice Information

The Wisconsin Department of Revenue (DOR) is providing the **estimated** shared revenue amounts your local government will receive in 2025 under current state law for county and municipal aid, supplemental county and municipal aid, utility aid and the expenditure restraint incentive program. This does not include adjustments, shown on the July and November payment notices.

District	VILLAGE OF GREENDALE	County	MILWAUKEE	Co-muni code	40-131
-----------------	----------------------	---------------	-----------	---------------------	--------

Estimate Information

For an explanation of each aid payment listed below, review the additional information in this notice.

2025 Original Estimate	
1. County and municipal aid	\$248,650.70
2. Utility aid	\$3,025.07
3. Supplemental county and municipal aid	\$368,078.12
4. Expenditure restraint incentive program	\$180,110.82
5. Total Estimated 2025 Payments (sum of Lines 1-4)	\$799,864.71

Payment Information

Your local government will receive two distributions in 2025 :

- July 28, 2025: 15% of Line 1, 2, and 3 and 100% of Line 4 (*shown above*)
- November 17, 2025: balance of your 2025 aid payments

County and Municipal Aid

Under state law, the county and municipal aid paid to each county and municipality must be equal to the amount determined in 2012 (sec. 79.036, Wis. Stats.) and adjusted for fallen protective services insurance reimbursement (sec. 79.036(4), Wis. Stats.).

County and Municipal Aid Calculation	
1. Prior year county and municipal aid	\$243,077.87
2. Increase due to sales tax revenue, including adjustments (<i>district changes</i>)	\$5,590.79
3. Fallen protective services insurance adjustment	-\$17.96
4. Fallen protective services insurance reimbursement (<i>reported to DOR</i>)	\$0.00
5. Total County and Municipal Aid (sum of Lines 1-4)	\$248,650.70

Utility Aid

- Under state law, utility aid is distributed to each county and municipality where tax-exempt utility property is located (sec. 79.04, Wis. Stats.)
- Utility companies report utility property information to DOR annually
- DOR uses the provided information to accurately calculate utility aid (*shown below*)

Utility Aid Calculation	
1. Net book value, <i>as of December 31, 2024 (including expected additions/retirements)</i>	\$504,178.00
2. Total net book value payment	\$3,025.07
3. Minimum payment	\$0.00
4. Megawatt capacity	0.0
5. Megawatt capacity payment	\$0.00
6. Closed/decommissioned production plant (phased down) payment	\$0.00
7. Subtotal (<i>sum of Lines 2, 3, 5 and 6</i>)	\$3,025.07
8. Population cap	\$6,231,775.00
9. Adjusted subtotal (<i>lesser of Line 7 or Line 8</i>)	\$3,025.07
10. Adjacent site incentive payment	\$0.00
11. Baseload incentive payment	\$0.00
12. Co-generation incentive payment	\$0.00
13. Alternative energy incentive payment	\$0.00
14. Total incentive payments (<i>sum of Lines 10 through 13</i>)	\$0.00
15. Spent nuclear fuel payment	\$0.00
16. Total Utility Aid – this is the utility aid payment listed on the front of the estimate (<i>sum of Lines 9, 14 and 15</i>)	\$3,025.07

Supplemental County and Municipal Aid

- Under state law, supplemental county and municipal aid paid to each county and municipality is determined by 2023 Wisconsin Act 12 (sec. 79.037, Wis. Stats.)
- For detailed information, review [county and municipal aid spreadsheet](#)

Supplemental County and Municipal Aid Calculation	
1. Prior year supplemental county and municipal aid	\$359,802.66
2. Increase due to sales tax revenue including adjustments (<i>district changes</i>)	\$8,275.46
3. Total Supplemental County and Municipal Aid (<i>sum of Lines 1 and 2</i>)	\$368,078.12

Expenditure Restraint Incentive Program

- Only municipalities are eligible to receive Expenditure Restraint Incentive Program (ERIP) payments
- Under state law, in 2025, each municipality will receive a payment that is equal to the amount of the payment received by the municipality in 2024 (sec. 79.05(4), Wis. Stats., from 2023 WI Act 12 – notwithstanding subs. (2) and (3))

Contact Information

If you have questions, contact us at lgs@wisconsin.gov, (608) 266-8618 or (608) 261-5167.



State of Wisconsin • DEPARTMENT OF REVENUE

DIVISION OF STATE AND LOCAL FINANCE • BUREAU OF LOCAL GOVERNMENT SERVICES • 2135 RIMROCK RD MADISON, WI 53713

Mailing Address:
PO Box 8971 #6-97
Madison WI 53708-8971
Fax: (608) 264-6887
lgs@wisconsin.gov

September 13, 2024

SANDY KULIK
VILLAGE OF HALES CORNERS
5635 S NEW BERLIN RD
HALES CORNERS WI 53130-1775

Notice of Shared Revenue – 2025 Original Estimate

Notice Information

The Wisconsin Department of Revenue (DOR) is providing the **estimated** shared revenue amounts your local government will receive in 2025 under current state law for county and municipal aid, supplemental county and municipal aid, utility aid and the expenditure restraint incentive program. This does not include adjustments, shown on the July and November payment notices.

District	VILLAGE OF HALES CORNERS	County	MILWAUKEE	Co-muni code	40-136
-----------------	--------------------------	---------------	-----------	---------------------	--------

Estimate Information

For an explanation of each aid payment listed below, review the additional information in this notice.

2025 Original Estimate	
1. County and municipal aid	\$107,036.61
2. Utility aid	\$591.48
3. Supplemental county and municipal aid	\$203,893.92
4. Expenditure restraint incentive program	\$140,267.37
5. Total Estimated 2025 Payments (sum of Lines 1-4)	\$451,789.38

Payment Information

Your local government will receive two distributions in 2025 :

- July 28, 2025: 15% of Line 1, 2, and 3 and 100% of Line 4 (*shown above*)
- November 17, 2025: balance of your 2025 aid payments

County and Municipal Aid

Under state law, the county and municipal aid paid to each county and municipality must be equal to the amount determined in 2012 (sec. 79.036, Wis. Stats.) and adjusted for fallen protective services insurance reimbursement (sec. 79.036(4), Wis. Stats.).

County and Municipal Aid Calculation	
1. Prior year county and municipal aid	\$104,637.67
2. Increase due to sales tax revenue, including adjustments (<i>district changes</i>)	\$2,406.67
3. Fallen protective services insurance adjustment	-\$7.73
4. Fallen protective services insurance reimbursement (<i>reported to DOR</i>)	\$0.00
5. Total County and Municipal Aid (sum of Lines 1-4)	\$107,036.61

Utility Aid

- Under state law, utility aid is distributed to each county and municipality where tax-exempt utility property is located (sec. 79.04, Wis. Stats.)
- Utility companies report utility property information to DOR annually
- DOR uses the provided information to accurately calculate utility aid (*shown below*)

Utility Aid Calculation	
1. Net book value, <i>as of December 31, 2024 (including expected additions/retirements)</i>	\$98,580.00
2. Total net book value payment	\$591.48
3. Minimum payment	\$0.00
4. Megawatt capacity	0.0
5. Megawatt capacity payment	\$0.00
6. Closed/decommissioned production plant (phased down) payment	\$0.00
7. Subtotal (<i>sum of Lines 2, 3, 5 and 6</i>)	\$591.48
8. Population cap	\$3,289,075.00
9. Adjusted subtotal (<i>lesser of Line 7 or Line 8</i>)	\$591.48
10. Adjacent site incentive payment	\$0.00
11. Baseload incentive payment	\$0.00
12. Co-generation incentive payment	\$0.00
13. Alternative energy incentive payment	\$0.00
14. Total incentive payments (<i>sum of Lines 10 through 13</i>)	\$0.00
15. Spent nuclear fuel payment	\$0.00
16. Total Utility Aid – this is the utility aid payment listed on the front of the estimate (<i>sum of Lines 9, 14 and 15</i>)	\$591.48

Supplemental County and Municipal Aid

- Under state law, supplemental county and municipal aid paid to each county and municipality is determined by 2023 Wisconsin Act 12 (sec. 79.037, Wis. Stats.)
- For detailed information, review [county and municipal aid spreadsheet](#)

Supplemental County and Municipal Aid Calculation	
1. Prior year supplemental county and municipal aid	\$199,309.79
2. Increase due to sales tax revenue including adjustments (<i>district changes</i>)	\$4,584.13
3. Total Supplemental County and Municipal Aid (<i>sum of Lines 1 and 2</i>)	\$203,893.92

Expenditure Restraint Incentive Program

- Only municipalities are eligible to receive Expenditure Restraint Incentive Program (ERIP) payments
- Under state law, in 2025, each municipality will receive a payment that is equal to the amount of the payment received by the municipality in 2024 (sec. 79.05(4), Wis. Stats., from 2023 WI Act 12 – notwithstanding subs. (2) and (3))

Contact Information

If you have questions, contact us at lgs@wisconsin.gov, (608) 266-8618 or (608) 261-5167.



State of Wisconsin • DEPARTMENT OF REVENUE

DIVISION OF STATE AND LOCAL FINANCE • BUREAU OF LOCAL GOVERNMENT SERVICES • 2135 RIMROCK RD MADISON, WI 53713

Mailing Address:
PO Box 8971 #6-97
Madison WI 53708-8971
Fax: (608) 264-6887
lgs@wisconsin.gov

September 13, 2024

TAMMY LABORDE
VILLAGE OF RIVER HILLS
7650 N PHEASANT LN
RIVER HILLS WI 53217-3012

Notice of Shared Revenue – 2025 Original Estimate

Notice Information

The Wisconsin Department of Revenue (DOR) is providing the **estimated** shared revenue amounts your local government will receive in 2025 under current state law for county and municipal aid, supplemental county and municipal aid, utility aid and the expenditure restraint incentive program. This does not include adjustments, shown on the July and November payment notices.

District	VILLAGE OF RIVER HILLS	County	MILWAUKEE	Co-muni code	40-176
-----------------	------------------------	---------------	-----------	---------------------	--------

Estimate Information

For an explanation of each aid payment listed below, review the additional information in this notice.

2025 Original Estimate	
1. County and municipal aid	\$21,089.10
2. Utility aid	\$0.00
3. Supplemental county and municipal aid	\$58,096.14
4. Expenditure restraint incentive program	\$0.00
5. Total Estimated 2025 Payments (sum of Lines 1-4)	\$79,185.24

Payment Information

Your local government will receive two distributions in 2025 :

- July 28, 2025: 15% of Line 1, 2, and 3 and 100% of Line 4 (*shown above*)
- November 17, 2025: balance of your 2025 aid payments

County and Municipal Aid

Under state law, the county and municipal aid paid to each county and municipality must be equal to the amount determined in 2012 (sec. 79.036, Wis. Stats.) and adjusted for fallen protective services insurance reimbursement (sec. 79.036(4), Wis. Stats.).

County and Municipal Aid Calculation	
1. Prior year county and municipal aid	\$20,616.44
2. Increase due to sales tax revenue, including adjustments (<i>district changes</i>)	\$474.18
3. Fallen protective services insurance adjustment	-\$1.52
4. Fallen protective services insurance reimbursement (<i>reported to DOR</i>)	\$0.00
5. Total County and Municipal Aid (sum of Lines 1-4)	\$21,089.10

Utility Aid

- Under state law, utility aid is distributed to each county and municipality where tax-exempt utility property is located (sec. 79.04, Wis. Stats.)
- Utility companies report utility property information to DOR annually
- DOR uses the provided information to accurately calculate utility aid (*shown below*)

Utility Aid Calculation	
1. Net book value, <i>as of December 31, 2024 (including expected additions/retirements)</i>	\$0.00
2. Total net book value payment	\$0.00
3. Minimum payment	\$0.00
4. Megawatt capacity	0.0
5. Megawatt capacity payment	\$0.00
6. Closed/decommissioned production plant (phased down) payment	\$0.00
7. Subtotal (<i>sum of Lines 2, 3, 5 and 6</i>)	\$0.00
8. Population cap	\$675,750.00
9. Adjusted subtotal (<i>lesser of Line 7 or Line 8</i>)	\$0.00
10. Adjacent site incentive payment	\$0.00
11. Baseload incentive payment	\$0.00
12. Co-generation incentive payment	\$0.00
13. Alternative energy incentive payment	\$0.00
14. Total incentive payments (<i>sum of Lines 10 through 13</i>)	\$0.00
15. Spent nuclear fuel payment	\$0.00
16. Total Utility Aid – this is the utility aid payment listed on the front of the estimate (<i>sum of Lines 9, 14 and 15</i>)	\$0.00

Supplemental County and Municipal Aid

- Under state law, supplemental county and municipal aid paid to each county and municipality is determined by 2023 Wisconsin Act 12 (sec. 79.037, Wis. Stats.)
- For detailed information, review [county and municipal aid spreadsheet](#)

Supplemental County and Municipal Aid Calculation	
1. Prior year supplemental county and municipal aid	\$56,789.97
2. Increase due to sales tax revenue including adjustments (<i>district changes</i>)	\$1,306.17
3. Total Supplemental County and Municipal Aid (<i>sum of Lines 1 and 2</i>)	\$58,096.14

Expenditure Restraint Incentive Program

- Only municipalities are eligible to receive Expenditure Restraint Incentive Program (ERIP) payments
- Under state law, in 2025, each municipality will receive a payment that is equal to the amount of the payment received by the municipality in 2024 (sec. 79.05(4), Wis. Stats., from 2023 WI Act 12 – notwithstanding subs. (2) and (3))

Contact Information

If you have questions, contact us at lgs@wisconsin.gov, (608) 266-8618 or (608) 261-5167.



State of Wisconsin • DEPARTMENT OF REVENUE

DIVISION OF STATE AND LOCAL FINANCE • BUREAU OF LOCAL GOVERNMENT SERVICES • 2135 RIMROCK RD MADISON, WI 53713

Mailing Address:
PO Box 8971 #6-97
Madison WI 53708-8971
Fax: (608) 264-6887
lgs@wisconsin.gov

September 13, 2024

TOYA HARRELL
VILLAGE OF SHOREWOOD
3930 N MURRAY AVE
SHOREWOOD WI 53211-2303

Notice of Shared Revenue – 2025 Original Estimate

Notice Information

The Wisconsin Department of Revenue (DOR) is providing the **estimated** shared revenue amounts your local government will receive in 2025 under current state law for county and municipal aid, supplemental county and municipal aid, utility aid and the expenditure restraint incentive program. This does not include adjustments, shown on the July and November payment notices.

District	VILLAGE OF SHOREWOOD	County	MILWAUKEE	Co-muni code	40-181
-----------------	----------------------	---------------	-----------	---------------------	--------

Estimate Information

For an explanation of each aid payment listed below, review the additional information in this notice.

2025 Original Estimate	
1. County and municipal aid	\$239,598.10
2. Utility aid	\$23,878.38
3. Supplemental county and municipal aid	\$345,059.42
4. Expenditure restraint incentive program	\$206,057.71
5. Total Estimated 2025 Payments (sum of Lines 1-4)	\$814,593.61

Payment Information

Your local government will receive two distributions in 2025 :

- July 28, 2025: 15% of Line 1, 2, and 3 and 100% of Line 4 (*shown above*)
- November 17, 2025: balance of your 2025 aid payments

County and Municipal Aid

Under state law, the county and municipal aid paid to each county and municipality must be equal to the amount determined in 2012 (sec. 79.036, Wis. Stats.) and adjusted for fallen protective services insurance reimbursement (sec. 79.036(4), Wis. Stats.).

County and Municipal Aid Calculation	
1. Prior year county and municipal aid	\$234,228.16
2. Increase due to sales tax revenue, including adjustments (<i>district changes</i>)	\$5,387.25
3. Fallen protective services insurance adjustment	-\$17.31
4. Fallen protective services insurance reimbursement (<i>reported to DOR</i>)	\$0.00
5. Total County and Municipal Aid (sum of Lines 1-4)	\$239,598.10

Utility Aid

- Under state law, utility aid is distributed to each county and municipality where tax-exempt utility property is located (sec. 79.04, Wis. Stats.)
- Utility companies report utility property information to DOR annually
- DOR uses the provided information to accurately calculate utility aid (*shown below*)

Utility Aid Calculation	
1. Net book value, <i>as of December 31, 2024 (including expected additions/retirements)</i>	\$3,979,730.00
2. Total net book value payment	\$23,878.38
3. Minimum payment	\$0.00
4. Megawatt capacity	0.0
5. Megawatt capacity payment	\$0.00
6. Closed/decommissioned production plant (phased down) payment	\$0.00
7. Subtotal (<i>sum of Lines 2, 3, 5 and 6</i>)	\$23,878.38
8. Population cap	\$5,820,375.00
9. Adjusted subtotal (<i>lesser of Line 7 or Line 8</i>)	\$23,878.38
10. Adjacent site incentive payment	\$0.00
11. Baseload incentive payment	\$0.00
12. Co-generation incentive payment	\$0.00
13. Alternative energy incentive payment	\$0.00
14. Total incentive payments (<i>sum of Lines 10 through 13</i>)	\$0.00
15. Spent nuclear fuel payment	\$0.00
16. Total Utility Aid – this is the utility aid payment listed on the front of the estimate (<i>sum of Lines 9, 14 and 15</i>)	\$23,878.38

Supplemental County and Municipal Aid

- Under state law, supplemental county and municipal aid paid to each county and municipality is determined by 2023 Wisconsin Act 12 (sec. 79.037, Wis. Stats.)
- For detailed information, review [county and municipal aid spreadsheet](#)

Supplemental County and Municipal Aid Calculation	
1. Prior year supplemental county and municipal aid	\$337,301.49
2. Increase due to sales tax revenue including adjustments (<i>district changes</i>)	\$7,757.93
3. Total Supplemental County and Municipal Aid (<i>sum of Lines 1 and 2</i>)	\$345,059.42

Expenditure Restraint Incentive Program

- Only municipalities are eligible to receive Expenditure Restraint Incentive Program (ERIP) payments
- Under state law, in 2025, each municipality will receive a payment that is equal to the amount of the payment received by the municipality in 2024 (sec. 79.05(4), Wis. Stats., from 2023 WI Act 12 – notwithstanding subs. (2) and (3))

Contact Information

If you have questions, contact us at lgs@wisconsin.gov, (608) 266-8618 or (608) 261-5167.



State of Wisconsin • DEPARTMENT OF REVENUE

DIVISION OF STATE AND LOCAL FINANCE • BUREAU OF LOCAL GOVERNMENT SERVICES • 2135 RIMROCK RD MADISON, WI 53713

Mailing Address:
PO Box 8971 #6-97
Madison WI 53708-8971
Fax: (608) 264-6887
lgs@wisconsin.gov

September 13, 2024

PAUL BAUMGART
VILLAGE OF WEST MILWAUKEE
4755 W BELOIT ROAD
WEST MILWAUKEE WI 53214-3517

Notice of Shared Revenue – 2025 Original Estimate

Notice Information

The Wisconsin Department of Revenue (DOR) is providing the **estimated** shared revenue amounts your local government will receive in 2025 under current state law for county and municipal aid, supplemental county and municipal aid, utility aid and the expenditure restraint incentive program. This does not include adjustments, shown on the July and November payment notices.

District	VILLAGE OF WEST MILWAUKEE	County	MILWAUKEE	Co-muni code	40-191
-----------------	---------------------------	---------------	-----------	---------------------	--------

Estimate Information

For an explanation of each aid payment listed below, review the additional information in this notice.

2025 Original Estimate	
1. County and municipal aid	\$750,616.09
2. Utility aid	\$0.00
3. Supplemental county and municipal aid	\$150,145.78
4. Expenditure restraint incentive program	\$209,148.39
5. Total Estimated 2025 Payments (sum of Lines 1-4)	\$1,109,910.26

Payment Information

Your local government will receive two distributions in 2025 :

- July 28, 2025: 15% of Line 1, 2, and 3 and 100% of Line 4 (*shown above*)
- November 17, 2025: balance of your 2025 aid payments

County and Municipal Aid

Under state law, the county and municipal aid paid to each county and municipality must be equal to the amount determined in 2012 (sec. 79.036, Wis. Stats.) and adjusted for fallen protective services insurance reimbursement (sec. 79.036(4), Wis. Stats.).

County and Municipal Aid Calculation	
1. Prior year county and municipal aid	\$733,793.08
2. Increase due to sales tax revenue, including adjustments (<i>district changes</i>)	\$16,877.24
3. Fallen protective services insurance adjustment	-\$54.23
4. Fallen protective services insurance reimbursement (<i>reported to DOR</i>)	\$0.00
5. Total County and Municipal Aid (sum of Lines 1-4)	\$750,616.09

Utility Aid

- Under state law, utility aid is distributed to each county and municipality where tax-exempt utility property is located (sec. 79.04, Wis. Stats.)
- Utility companies report utility property information to DOR annually
- DOR uses the provided information to accurately calculate utility aid (*shown below*)

Utility Aid Calculation	
1. Net book value, <i>as of December 31, 2024 (including expected additions/retirements)</i>	\$0.00
2. Total net book value payment	\$0.00
3. Minimum payment	\$0.00
4. Megawatt capacity	0.0
5. Megawatt capacity payment	\$0.00
6. Closed/decommissioned production plant (phased down) payment	\$0.00
7. Subtotal (<i>sum of Lines 2, 3, 5 and 6</i>)	\$0.00
8. Population cap	\$1,719,125.00
9. Adjusted subtotal (<i>lesser of Line 7 or Line 8</i>)	\$0.00
10. Adjacent site incentive payment	\$0.00
11. Baseload incentive payment	\$0.00
12. Co-generation incentive payment	\$0.00
13. Alternative energy incentive payment	\$0.00
14. Total incentive payments (<i>sum of Lines 10 through 13</i>)	\$0.00
15. Spent nuclear fuel payment	\$0.00
16. Total Utility Aid – this is the utility aid payment listed on the front of the estimate (<i>sum of Lines 9, 14 and 15</i>)	\$0.00

Supplemental County and Municipal Aid

- Under state law, supplemental county and municipal aid paid to each county and municipality is determined by 2023 Wisconsin Act 12 (sec. 79.037, Wis. Stats.)
- For detailed information, review [county and municipal aid spreadsheet](#)

Supplemental County and Municipal Aid Calculation	
1. Prior year supplemental county and municipal aid	\$146,770.07
2. Increase due to sales tax revenue including adjustments (<i>district changes</i>)	\$3,375.71
3. Total Supplemental County and Municipal Aid (<i>sum of Lines 1 and 2</i>)	\$150,145.78

Expenditure Restraint Incentive Program

- Only municipalities are eligible to receive Expenditure Restraint Incentive Program (ERIP) payments
- Under state law, in 2025, each municipality will receive a payment that is equal to the amount of the payment received by the municipality in 2024 (sec. 79.05(4), Wis. Stats., from 2023 WI Act 12 – notwithstanding subs. (2) and (3))

Contact Information

If you have questions, contact us at lgs@wisconsin.gov, (608) 266-8618 or (608) 261-5167.



State of Wisconsin • DEPARTMENT OF REVENUE

DIVISION OF STATE AND LOCAL FINANCE • BUREAU OF LOCAL GOVERNMENT SERVICES • 2135 RIMROCK RD MADISON, WI 53713

Mailing Address:
PO Box 8971 #6-97
Madison WI 53708-8971
Fax: (608) 264-6887
lgs@wisconsin.gov

September 13, 2024

JAIMIE KRUEGER
VILLAGE OF WHITEFISH BAY
5300 N MARLBOROUGH DR
WHITEFISH BAY WI 53217-5344

Notice of Shared Revenue – 2025 Original Estimate

Notice Information

The Wisconsin Department of Revenue (DOR) is providing the **estimated** shared revenue amounts your local government will receive in 2025 under current state law for county and municipal aid, supplemental county and municipal aid, utility aid and the expenditure restraint incentive program. This does not include adjustments, shown on the July and November payment notices.

District	VILLAGE OF WHITEFISH BAY	County	MILWAUKEE	Co-muni code	40-192
-----------------	--------------------------	---------------	-----------	---------------------	--------

Estimate Information

For an explanation of each aid payment listed below, review the additional information in this notice.

2025 Original Estimate	
1. County and municipal aid	\$180,098.81
2. Utility aid	\$0.00
3. Supplemental county and municipal aid	\$370,131.68
4. Expenditure restraint incentive program	\$0.00
5. Total Estimated 2025 Payments (sum of Lines 1-4)	\$550,230.49

Payment Information

Your local government will receive two distributions in 2025 :

- July 28, 2025: 15% of Line 1, 2, and 3 and 100% of Line 4 (*shown above*)
- November 17, 2025: balance of your 2025 aid payments

County and Municipal Aid

Under state law, the county and municipal aid paid to each county and municipality must be equal to the amount determined in 2012 (sec. 79.036, Wis. Stats.) and adjusted for fallen protective services insurance reimbursement (sec. 79.036(4), Wis. Stats.).

County and Municipal Aid Calculation	
1. Prior year county and municipal aid	\$176,062.39
2. Increase due to sales tax revenue, including adjustments (<i>district changes</i>)	\$4,049.43
3. Fallen protective services insurance adjustment	-\$13.01
4. Fallen protective services insurance reimbursement (<i>reported to DOR</i>)	\$0.00
5. Total County and Municipal Aid (sum of Lines 1-4)	\$180,098.81

Utility Aid

- Under state law, utility aid is distributed to each county and municipality where tax-exempt utility property is located (sec. 79.04, Wis. Stats.)
- Utility companies report utility property information to DOR annually
- DOR uses the provided information to accurately calculate utility aid (*shown below*)

Utility Aid Calculation	
1. Net book value, <i>as of December 31, 2024 (including expected additions/retirements)</i>	\$0.00
2. Total net book value payment	\$0.00
3. Minimum payment	\$0.00
4. Megawatt capacity	0.0
5. Megawatt capacity payment	\$0.00
6. Closed/decommissioned production plant (phased down) payment	\$0.00
7. Subtotal (<i>sum of Lines 2, 3, 5 and 6</i>)	\$0.00
8. Population cap	\$6,290,000.00
9. Adjusted subtotal (<i>lesser of Line 7 or Line 8</i>)	\$0.00
10. Adjacent site incentive payment	\$0.00
11. Baseload incentive payment	\$0.00
12. Co-generation incentive payment	\$0.00
13. Alternative energy incentive payment	\$0.00
14. Total incentive payments (<i>sum of Lines 10 through 13</i>)	\$0.00
15. Spent nuclear fuel payment	\$0.00
16. Total Utility Aid – this is the utility aid payment listed on the front of the estimate (<i>sum of Lines 9, 14 and 15</i>)	\$0.00

Supplemental County and Municipal Aid

- Under state law, supplemental county and municipal aid paid to each county and municipality is determined by 2023 Wisconsin Act 12 (sec. 79.037, Wis. Stats.)
- For detailed information, review [county and municipal aid spreadsheet](#)

Supplemental County and Municipal Aid Calculation	
1. Prior year supplemental county and municipal aid	\$361,810.05
2. Increase due to sales tax revenue including adjustments (<i>district changes</i>)	\$8,321.63
3. Total Supplemental County and Municipal Aid (<i>sum of Lines 1 and 2</i>)	\$370,131.68

Expenditure Restraint Incentive Program

- Only municipalities are eligible to receive Expenditure Restraint Incentive Program (ERIP) payments
- Under state law, in 2025, each municipality will receive a payment that is equal to the amount of the payment received by the municipality in 2024 (sec. 79.05(4), Wis. Stats., from 2023 WI Act 12 – notwithstanding subs. (2) and (3))

Contact Information

If you have questions, contact us at lgs@wisconsin.gov, (608) 266-8618 or (608) 261-5167.



State of Wisconsin • DEPARTMENT OF REVENUE

DIVISION OF STATE AND LOCAL FINANCE • BUREAU OF LOCAL GOVERNMENT SERVICES • 2135 RIMROCK RD MADISON, WI 53713

Mailing Address:
PO Box 8971 #6-97
Madison WI 53708-8971
Fax: (608) 264-6887
lgs@wisconsin.gov

September 13, 2024

KELLY SOBIESKI
CITY OF CUDAHY
PO BOX 100510
CUDAHY WI 53110-0510

Notice of Shared Revenue – 2025 Original Estimate

Notice Information

The Wisconsin Department of Revenue (DOR) is providing the **estimated** shared revenue amounts your local government will receive in 2025 under current state law for county and municipal aid, supplemental county and municipal aid, utility aid and the expenditure restraint incentive program. This does not include adjustments, shown on the July and November payment notices.

District	CITY OF CUDAHY	County	MILWAUKEE	Co-muni code	40-211
-----------------	----------------	---------------	-----------	---------------------	--------

Estimate Information

For an explanation of each aid payment listed below, review the additional information in this notice.

2025 Original Estimate	
1. County and municipal aid	\$3,454,625.57
2. Utility aid	\$33,831.00
3. Supplemental county and municipal aid	\$844,955.22
4. Expenditure restraint incentive program	\$209,980.92
5. Total Estimated 2025 Payments (sum of Lines 1-4)	\$4,543,392.71

Payment Information

Your local government will receive two distributions in 2025 :

- July 28, 2025: 15% of Line 1, 2, and 3 and 100% of Line 4 (*shown above*)
- November 17, 2025: balance of your 2025 aid payments

County and Municipal Aid

Under state law, the county and municipal aid paid to each county and municipality must be equal to the amount determined in 2012 (sec. 79.036, Wis. Stats.) and adjusted for fallen protective services insurance reimbursement (sec. 79.036(4), Wis. Stats.).

County and Municipal Aid Calculation	
1. Prior year county and municipal aid	\$3,377,199.57
2. Increase due to sales tax revenue, including adjustments (<i>district changes</i>)	\$77,675.59
3. Fallen protective services insurance adjustment	-\$249.59
4. Fallen protective services insurance reimbursement (<i>reported to DOR</i>)	\$0.00
5. Total County and Municipal Aid (sum of Lines 1-4)	\$3,454,625.57

Utility Aid

- Under state law, utility aid is distributed to each county and municipality where tax-exempt utility property is located (sec. 79.04, Wis. Stats.)
- Utility companies report utility property information to DOR annually
- DOR uses the provided information to accurately calculate utility aid (*shown below*)

Utility Aid Calculation	
1. Net book value, <i>as of December 31, 2024 (including expected additions/retirements)</i>	\$4,599,612.00
2. Total net book value payment	\$27,597.67
3. Minimum payment	\$0.00
4. Megawatt capacity	2.2
5. Megawatt capacity payment	\$2,933.33
6. Closed/decommissioned production plant (phased down) payment	\$0.00
7. Subtotal (<i>sum of Lines 2, 3, 5 and 6</i>)	\$30,531.00
8. Population cap	\$7,601,975.00
9. Adjusted subtotal (<i>lesser of Line 7 or Line 8</i>)	\$30,531.00
10. Adjacent site incentive payment	\$0.00
11. Baseload incentive payment	\$0.00
12. Co-generation incentive payment	\$0.00
13. Alternative energy incentive payment	\$3,300.00
14. Total incentive payments (<i>sum of Lines 10 through 13</i>)	\$3,300.00
15. Spent nuclear fuel payment	\$0.00
16. Total Utility Aid – this is the utility aid payment listed on the front of the estimate (<i>sum of Lines 9, 14 and 15</i>)	\$33,831.00

Supplemental County and Municipal Aid

- Under state law, supplemental county and municipal aid paid to each county and municipality is determined by 2023 Wisconsin Act 12 (sec. 79.037, Wis. Stats.)
- For detailed information, review [county and municipal aid spreadsheet](#)

Supplemental County and Municipal Aid Calculation	
1. Prior year supplemental county and municipal aid	\$825,958.18
2. Increase due to sales tax revenue including adjustments (<i>district changes</i>)	\$18,997.04
3. Total Supplemental County and Municipal Aid (<i>sum of Lines 1 and 2</i>)	\$844,955.22

Expenditure Restraint Incentive Program

- Only municipalities are eligible to receive Expenditure Restraint Incentive Program (ERIP) payments
- Under state law, in 2025, each municipality will receive a payment that is equal to the amount of the payment received by the municipality in 2024 (sec. 79.05(4), Wis. Stats., from 2023 WI Act 12 – notwithstanding subs. (2) and (3))

Contact Information

If you have questions, contact us at lgs@wisconsin.gov, (608) 266-8618 or (608) 261-5167.



State of Wisconsin • DEPARTMENT OF REVENUE

DIVISION OF STATE AND LOCAL FINANCE • BUREAU OF LOCAL GOVERNMENT SERVICES • 2135 RIMROCK RD MADISON, WI 53713

Mailing Address:
PO Box 8971 #6-97
Madison WI 53708-8971
Fax: (608) 264-6887
lgs@wisconsin.gov

September 13, 2024

SHIRLEY ROBERTS
CITY OF FRANKLIN
9229 W LOOMIS RD
FRANKLIN WI 53132-9630

Notice of Shared Revenue – 2025 Original Estimate

Notice Information

The Wisconsin Department of Revenue (DOR) is providing the **estimated** shared revenue amounts your local government will receive in 2025 under current state law for county and municipal aid, supplemental county and municipal aid, utility aid and the expenditure restraint incentive program. This does not include adjustments, shown on the July and November payment notices.

District	CITY OF FRANKLIN	County	MILWAUKEE	Co-muni code	40-226
-----------------	------------------	---------------	-----------	---------------------	--------

Estimate Information

For an explanation of each aid payment listed below, review the additional information in this notice.

2025 Original Estimate	
1. County and municipal aid	\$443,285.34
2. Utility aid	\$130,729.73
3. Supplemental county and municipal aid	\$878,126.70
4. Expenditure restraint incentive program	\$0.00
5. Total Estimated 2025 Payments (sum of Lines 1-4)	\$1,452,141.77

Payment Information

Your local government will receive two distributions in 2025 :

- July 28, 2025: 15% of Line 1, 2, and 3 and 100% of Line 4 (*shown above*)
- November 17, 2025: balance of your 2025 aid payments

County and Municipal Aid

Under state law, the county and municipal aid paid to each county and municipality must be equal to the amount determined in 2012 (sec. 79.036, Wis. Stats.) and adjusted for fallen protective services insurance reimbursement (sec. 79.036(4), Wis. Stats.).

County and Municipal Aid Calculation	
1. Prior year county and municipal aid	\$433,350.31
2. Increase due to sales tax revenue, including adjustments (<i>district changes</i>)	\$9,967.06
3. Fallen protective services insurance adjustment	-\$32.03
4. Fallen protective services insurance reimbursement (<i>reported to DOR</i>)	\$0.00
5. Total County and Municipal Aid (sum of Lines 1-4)	\$443,285.34

Utility Aid

- Under state law, utility aid is distributed to each county and municipality where tax-exempt utility property is located (sec. 79.04, Wis. Stats.)
- Utility companies report utility property information to DOR annually
- DOR uses the provided information to accurately calculate utility aid (*shown below*)

Utility Aid Calculation	
1. Net book value, <i>as of December 31, 2024 (including expected additions/retirements)</i>	\$21,788,289.00
2. Total net book value payment	\$130,729.73
3. Minimum payment	\$0.00
4. Megawatt capacity	0.0
5. Megawatt capacity payment	\$0.00
6. Closed/decommissioned production plant (phased down) payment	\$0.00
7. Subtotal (<i>sum of Lines 2, 3, 5 and 6</i>)	\$130,729.73
8. Population cap	\$15,556,275.00
9. Adjusted subtotal (<i>lesser of Line 7 or Line 8</i>)	\$130,729.73
10. Adjacent site incentive payment	\$0.00
11. Baseload incentive payment	\$0.00
12. Co-generation incentive payment	\$0.00
13. Alternative energy incentive payment	\$0.00
14. Total incentive payments (<i>sum of Lines 10 through 13</i>)	\$0.00
15. Spent nuclear fuel payment	\$0.00
16. Total Utility Aid – this is the utility aid payment listed on the front of the estimate (<i>sum of Lines 9, 14 and 15</i>)	\$130,729.73

Supplemental County and Municipal Aid

- Under state law, supplemental county and municipal aid paid to each county and municipality is determined by 2023 Wisconsin Act 12 (sec. 79.037, Wis. Stats.)
- For detailed information, review [county and municipal aid spreadsheet](#)

Supplemental County and Municipal Aid Calculation	
1. Prior year supplemental county and municipal aid	\$858,383.87
2. Increase due to sales tax revenue including adjustments (<i>district changes</i>)	\$19,742.83
3. Total Supplemental County and Municipal Aid (<i>sum of Lines 1 and 2</i>)	\$878,126.70

Expenditure Restraint Incentive Program

- Only municipalities are eligible to receive Expenditure Restraint Incentive Program (ERIP) payments
- Under state law, in 2025, each municipality will receive a payment that is equal to the amount of the payment received by the municipality in 2024 (sec. 79.05(4), Wis. Stats., from 2023 WI Act 12 – notwithstanding subs. (2) and (3))

Contact Information

If you have questions, contact us at lgs@wisconsin.gov, (608) 266-8618 or (608) 261-5167.



State of Wisconsin • DEPARTMENT OF REVENUE

DIVISION OF STATE AND LOCAL FINANCE • BUREAU OF LOCAL GOVERNMENT SERVICES • 2135 RIMROCK RD MADISON, WI 53713

Mailing Address:
PO Box 8971 #6-97
Madison WI 53708-8971
Fax: (608) 264-6887
lgs@wisconsin.gov

September 13, 2024

MEGAN HUMITZ
CITY OF GLENDALE
5909 N MILWAUKEE RIVER PKWY
GLENDALE WI 53209

Notice of Shared Revenue – 2025 Original Estimate

Notice Information

The Wisconsin Department of Revenue (DOR) is providing the **estimated** shared revenue amounts your local government will receive in 2025 under current state law for county and municipal aid, supplemental county and municipal aid, utility aid and the expenditure restraint incentive program. This does not include adjustments, shown on the July and November payment notices.

District	CITY OF GLENDALE	County	MILWAUKEE	Co-muni code	40-231
-----------------	------------------	---------------	-----------	---------------------	--------

Estimate Information

For an explanation of each aid payment listed below, review the additional information in this notice.

2025 Original Estimate	
1. County and municipal aid	\$210,159.67
2. Utility aid	\$175,455.71
3. Supplemental county and municipal aid	\$337,401.73
4. Expenditure restraint incentive program	\$209,701.25
5. Total Estimated 2025 Payments (sum of Lines 1-4)	\$932,718.36

Payment Information

Your local government will receive two distributions in 2025 :

- July 28, 2025: 15% of Line 1, 2, and 3 and 100% of Line 4 (*shown above*)
- November 17, 2025: balance of your 2025 aid payments

County and Municipal Aid

Under state law, the county and municipal aid paid to each county and municipality must be equal to the amount determined in 2012 (sec. 79.036, Wis. Stats.) and adjusted for fallen protective services insurance reimbursement (sec. 79.036(4), Wis. Stats.).

County and Municipal Aid Calculation	
1. Prior year county and municipal aid	\$205,449.51
2. Increase due to sales tax revenue, including adjustments (<i>district changes</i>)	\$4,725.34
3. Fallen protective services insurance adjustment	-\$15.18
4. Fallen protective services insurance reimbursement (<i>reported to DOR</i>)	\$0.00
5. Total County and Municipal Aid (sum of Lines 1-4)	\$210,159.67

Utility Aid

- Under state law, utility aid is distributed to each county and municipality where tax-exempt utility property is located (sec. 79.04, Wis. Stats.)
- Utility companies report utility property information to DOR annually
- DOR uses the provided information to accurately calculate utility aid (*shown below*)

Utility Aid Calculation	
1. Net book value, <i>as of December 31, 2024 (including expected additions/retirements)</i>	\$29,242,618.00
2. Total net book value payment	\$175,455.71
3. Minimum payment	\$0.00
4. Megawatt capacity	0.0
5. Megawatt capacity payment	\$0.00
6. Closed/decommissioned production plant (phased down) payment	\$0.00
7. Subtotal (<i>sum of Lines 2, 3, 5 and 6</i>)	\$175,455.71
8. Population cap	\$5,976,350.00
9. Adjusted subtotal (<i>lesser of Line 7 or Line 8</i>)	\$175,455.71
10. Adjacent site incentive payment	\$0.00
11. Baseload incentive payment	\$0.00
12. Co-generation incentive payment	\$0.00
13. Alternative energy incentive payment	\$0.00
14. Total incentive payments (<i>sum of Lines 10 through 13</i>)	\$0.00
15. Spent nuclear fuel payment	\$0.00
16. Total Utility Aid – this is the utility aid payment listed on the front of the estimate (<i>sum of Lines 9, 14 and 15</i>)	\$175,455.71

Supplemental County and Municipal Aid

- Under state law, supplemental county and municipal aid paid to each county and municipality is determined by 2023 Wisconsin Act 12 (sec. 79.037, Wis. Stats.)
- For detailed information, review [county and municipal aid spreadsheet](#)

Supplemental County and Municipal Aid Calculation	
1. Prior year supplemental county and municipal aid	\$329,815.96
2. Increase due to sales tax revenue including adjustments (<i>district changes</i>)	\$7,585.77
3. Total Supplemental County and Municipal Aid (<i>sum of Lines 1 and 2</i>)	\$337,401.73

Expenditure Restraint Incentive Program

- Only municipalities are eligible to receive Expenditure Restraint Incentive Program (ERIP) payments
- Under state law, in 2025, each municipality will receive a payment that is equal to the amount of the payment received by the municipality in 2024 (sec. 79.05(4), Wis. Stats., from 2023 WI Act 12 – notwithstanding subs. (2) and (3))

Contact Information

If you have questions, contact us at lgs@wisconsin.gov, (608) 266-8618 or (608) 261-5167.



State of Wisconsin • DEPARTMENT OF REVENUE

DIVISION OF STATE AND LOCAL FINANCE • BUREAU OF LOCAL GOVERNMENT SERVICES • 2135 RIMROCK RD MADISON, WI 53713

Mailing Address:
PO Box 8971 #6-97
Madison WI 53708-8971
Fax: (608) 264-6887
lgs@wisconsin.gov

September 13, 2024

JENNIFER GOERGEN
CITY OF GREENFIELD
7325 W FOREST HOME AVE RM 102
GREENFIELD WI 53220-3356

Notice of Shared Revenue – 2025 Original Estimate

Notice Information

The Wisconsin Department of Revenue (DOR) is providing the **estimated** shared revenue amounts your local government will receive in 2025 under current state law for county and municipal aid, supplemental county and municipal aid, utility aid and the expenditure restraint incentive program. This does not include adjustments, shown on the July and November payment notices.

District	CITY OF GREENFIELD	County	MILWAUKEE	Co-muni code	40-236
-----------------	--------------------	---------------	-----------	---------------------	--------

Estimate Information

For an explanation of each aid payment listed below, review the additional information in this notice.

2025 Original Estimate	
1. County and municipal aid	\$914,608.45
2. Utility aid	\$105,893.00
3. Supplemental county and municipal aid	\$920,014.39
4. Expenditure restraint incentive program	\$785,557.51
5. Total Estimated 2025 Payments (sum of Lines 1-4)	\$2,726,073.35

Payment Information

Your local government will receive two distributions in 2025 :

- July 28, 2025: 15% of Line 1, 2, and 3 and 100% of Line 4 (*shown above*)
- November 17, 2025: balance of your 2025 aid payments

County and Municipal Aid

Under state law, the county and municipal aid paid to each county and municipality must be equal to the amount determined in 2012 (sec. 79.036, Wis. Stats.) and adjusted for fallen protective services insurance reimbursement (sec. 79.036(4), Wis. Stats.).

County and Municipal Aid Calculation	
1. Prior year county and municipal aid	\$894,110.00
2. Increase due to sales tax revenue, including adjustments (<i>district changes</i>)	\$20,564.53
3. Fallen protective services insurance adjustment	-\$66.08
4. Fallen protective services insurance reimbursement (<i>reported to DOR</i>)	\$0.00
5. Total County and Municipal Aid (sum of Lines 1-4)	\$914,608.45

Utility Aid

- Under state law, utility aid is distributed to each county and municipality where tax-exempt utility property is located (sec. 79.04, Wis. Stats.)
- Utility companies report utility property information to DOR annually
- DOR uses the provided information to accurately calculate utility aid (*shown below*)

Utility Aid Calculation	
1. Net book value, <i>as of December 31, 2024 (including expected additions/retirements)</i>	\$17,648,833.00
2. Total net book value payment	\$105,893.00
3. Minimum payment	\$0.00
4. Megawatt capacity	0.0
5. Megawatt capacity payment	\$0.00
6. Closed/decommissioned production plant (phased down) payment	\$0.00
7. Subtotal (<i>sum of Lines 2, 3, 5 and 6</i>)	\$105,893.00
8. Population cap	\$16,022,925.00
9. Adjusted subtotal (<i>lesser of Line 7 or Line 8</i>)	\$105,893.00
10. Adjacent site incentive payment	\$0.00
11. Baseload incentive payment	\$0.00
12. Co-generation incentive payment	\$0.00
13. Alternative energy incentive payment	\$0.00
14. Total incentive payments (<i>sum of Lines 10 through 13</i>)	\$0.00
15. Spent nuclear fuel payment	\$0.00
16. Total Utility Aid – this is the utility aid payment listed on the front of the estimate (<i>sum of Lines 9, 14 and 15</i>)	\$105,893.00

Supplemental County and Municipal Aid

- Under state law, supplemental county and municipal aid paid to each county and municipality is determined by 2023 Wisconsin Act 12 (sec. 79.037, Wis. Stats.)
- For detailed information, review [county and municipal aid spreadsheet](#)

Supplemental County and Municipal Aid Calculation	
1. Prior year supplemental county and municipal aid	\$899,329.80
2. Increase due to sales tax revenue including adjustments (<i>district changes</i>)	\$20,684.59
3. Total Supplemental County and Municipal Aid (<i>sum of Lines 1 and 2</i>)	\$920,014.39

Expenditure Restraint Incentive Program

- Only municipalities are eligible to receive Expenditure Restraint Incentive Program (ERIP) payments
- Under state law, in 2025, each municipality will receive a payment that is equal to the amount of the payment received by the municipality in 2024 (sec. 79.05(4), Wis. Stats., from 2023 WI Act 12 – notwithstanding subs. (2) and (3))

Contact Information

If you have questions, contact us at lgs@wisconsin.gov, (608) 266-8618 or (608) 261-5167.



State of Wisconsin • DEPARTMENT OF REVENUE

DIVISION OF STATE AND LOCAL FINANCE • BUREAU OF LOCAL GOVERNMENT SERVICES • 2135 RIMROCK RD MADISON, WI 53713

Mailing Address:
PO Box 8971 #6-97
Madison WI 53708-8971
Fax: (608) 264-6887
lgs@wisconsin.gov

September 13, 2024

JAMES OWCZARSKI
CITY OF MILWAUKEE
200 E WELLS ST RM #205
MILWAUKEE WI 53202-3515

Notice of Shared Revenue – 2025 Original Estimate

Notice Information

The Wisconsin Department of Revenue (DOR) is providing the **estimated** shared revenue amounts your local government will receive in 2025 under current state law for county and municipal aid, supplemental county and municipal aid, utility aid and the expenditure restraint incentive program. This does not include adjustments, shown on the July and November payment notices.

District	CITY OF MILWAUKEE	County	MILWAUKEE	Co-muni code	40-251
-----------------	-------------------	---------------	-----------	---------------------	--------

Estimate Information

For an explanation of each aid payment listed below, review the additional information in this notice.

2025 Original Estimate	
1. County and municipal aid	\$222,478,703.34
2. Utility aid	\$1,441,294.55
3. Supplemental county and municipal aid	\$22,249,328.99
4. Expenditure restraint incentive program	\$9,827,488.45
5. Total Estimated 2025 Payments (sum of Lines 1-4)	\$255,996,815.33

Payment Information

Your local government will receive two distributions in 2025 :

- July 28, 2025: 15% of Line 1, 2, and 3 and 100% of Line 4 (*shown above*)
- November 17, 2025: balance of your 2025 aid payments

County and Municipal Aid

Under state law, the county and municipal aid paid to each county and municipality must be equal to the amount determined in 2012 (sec. 79.036, Wis. Stats.) and adjusted for fallen protective services insurance reimbursement (sec. 79.036(4), Wis. Stats.).

County and Municipal Aid Calculation	
1. Prior year county and municipal aid	\$217,492,450.75
2. Increase due to sales tax revenue, including adjustments (<i>district changes</i>)	\$5,002,326.37
3. Fallen protective services insurance adjustment	-\$16,073.78
4. Fallen protective services insurance reimbursement (<i>reported to DOR</i>)	\$0.00
5. Total County and Municipal Aid (sum of Lines 1-4)	\$222,478,703.34

Utility Aid

- Under state law, utility aid is distributed to each county and municipality where tax-exempt utility property is located (sec. 79.04, Wis. Stats.)
- Utility companies report utility property information to DOR annually
- DOR uses the provided information to accurately calculate utility aid (*shown below*)

Utility Aid Calculation	
1. Net book value, <i>as of December 31, 2024 (including expected additions/retirements)</i>	\$264,732,828.00
2. Total net book value payment	\$1,068,661.24
3. Minimum payment	\$0.00
4. Megawatt capacity	277.0
5. Megawatt capacity payment	\$369,333.31
6. Closed/decommissioned production plant (phased down) payment	\$0.00
7. Subtotal (<i>sum of Lines 2, 3, 5 and 6</i>)	\$1,437,994.55
8. Population cap	\$244,543,300.00
9. Adjusted subtotal (<i>lesser of Line 7 or Line 8</i>)	\$1,437,994.55
10. Adjacent site incentive payment	\$0.00
11. Baseload incentive payment	\$0.00
12. Co-generation incentive payment	\$0.00
13. Alternative energy incentive payment	\$3,300.00
14. Total incentive payments (<i>sum of Lines 10 through 13</i>)	\$3,300.00
15. Spent nuclear fuel payment	\$0.00
16. Total Utility Aid – this is the utility aid payment listed on the front of the estimate (<i>sum of Lines 9, 14 and 15</i>)	\$1,441,294.55

Supplemental County and Municipal Aid

- Under state law, supplemental county and municipal aid paid to each county and municipality is determined by 2023 Wisconsin Act 12 (sec. 79.037, Wis. Stats.)
- For detailed information, review [county and municipal aid spreadsheet](#)

Supplemental County and Municipal Aid Calculation	
1. Prior year supplemental county and municipal aid	\$21,749,099.70
2. Increase due to sales tax revenue including adjustments (<i>district changes</i>)	\$500,229.29
3. Total Supplemental County and Municipal Aid (<i>sum of Lines 1 and 2</i>)	\$22,249,328.99

Expenditure Restraint Incentive Program

- Only municipalities are eligible to receive Expenditure Restraint Incentive Program (ERIP) payments
- Under state law, in 2025, each municipality will receive a payment that is equal to the amount of the payment received by the municipality in 2024 (sec. 79.05(4), Wis. Stats., from 2023 WI Act 12 – notwithstanding subs. (2) and (3))

Contact Information

If you have questions, contact us at lgs@wisconsin.gov, (608) 266-8618 or (608) 261-5167.



State of Wisconsin • DEPARTMENT OF REVENUE

DIVISION OF STATE AND LOCAL FINANCE • BUREAU OF LOCAL GOVERNMENT SERVICES • 2135 RIMROCK RD MADISON, WI 53713

Mailing Address:
PO Box 8971 #6-97
Madison WI 53708-8971
Fax: (608) 264-6887
lgs@wisconsin.gov

September 13, 2024

CATHERINE ROESKE
CITY OF OAK CREEK
8040 S 6TH STREET
OAK CREEK WI 53154-2918

Notice of Shared Revenue – 2025 Original Estimate

Notice Information

The Wisconsin Department of Revenue (DOR) is providing the **estimated** shared revenue amounts your local government will receive in 2025 under current state law for county and municipal aid, supplemental county and municipal aid, utility aid and the expenditure restraint incentive program. This does not include adjustments, shown on the July and November payment notices.

District	CITY OF OAK CREEK	County	MILWAUKEE	Co-muni code	40-265
-----------------	-------------------	---------------	-----------	---------------------	--------

Estimate Information

For an explanation of each aid payment listed below, review the additional information in this notice.

2025 Original Estimate	
1. County and municipal aid	\$903,962.22
2. Utility aid	\$5,350,467.51
3. Supplemental county and municipal aid	\$912,287.20
4. Expenditure restraint incentive program	\$146,665.96
5. Total Estimated 2025 Payments (sum of Lines 1-4)	\$7,313,382.89

Payment Information

Your local government will receive two distributions in 2025 :

- July 28, 2025: 15% of Line 1, 2, and 3 and 100% of Line 4 (*shown above*)
- November 17, 2025: balance of your 2025 aid payments

County and Municipal Aid

Under state law, the county and municipal aid paid to each county and municipality must be equal to the amount determined in 2012 (sec. 79.036, Wis. Stats.) and adjusted for fallen protective services insurance reimbursement (sec. 79.036(4), Wis. Stats.).

County and Municipal Aid Calculation	
1. Prior year county and municipal aid	\$883,702.38
2. Increase due to sales tax revenue, including adjustments (<i>district changes</i>)	\$20,325.15
3. Fallen protective services insurance adjustment	-\$65.31
4. Fallen protective services insurance reimbursement (<i>reported to DOR</i>)	\$0.00
5. Total County and Municipal Aid (sum of Lines 1-4)	\$903,962.22

Utility Aid

- Under state law, utility aid is distributed to each county and municipality where tax-exempt utility property is located (sec. 79.04, Wis. Stats.)
- Utility companies report utility property information to DOR annually
- DOR uses the provided information to accurately calculate utility aid (*shown below*)

Utility Aid Calculation	
1. Net book value, <i>as of December 31, 2024 (including expected additions/retirements)</i>	\$56,811,281.00
2. Total net book value payment	\$340,867.69
3. Minimum payment	\$0.00
4. Megawatt capacity	2,390.1
5. Megawatt capacity payment	\$3,186,799.82
6. Closed/decommissioned production plant (phased down) payment	\$0.00
7. Subtotal (<i>sum of Lines 2, 3, 5 and 6</i>)	\$3,527,667.51
8. Population cap	\$16,848,700.00
9. Adjusted subtotal (<i>lesser of Line 7 or Line 8</i>)	\$3,527,667.51
10. Adjacent site incentive payment	\$1,092,060.00
11. Baseload incentive payment	\$728,040.00
12. Co-generation incentive payment	\$0.00
13. Alternative energy incentive payment	\$2,700.00
14. Total incentive payments (<i>sum of Lines 10 through 13</i>)	\$1,822,800.00
15. Spent nuclear fuel payment	\$0.00
16. Total Utility Aid – this is the utility aid payment listed on the front of the estimate (<i>sum of Lines 9, 14 and 15</i>)	\$5,350,467.51

Supplemental County and Municipal Aid

- Under state law, supplemental county and municipal aid paid to each county and municipality is determined by 2023 Wisconsin Act 12 (sec. 79.037, Wis. Stats.)
- For detailed information, review [county and municipal aid spreadsheet](#)

Supplemental County and Municipal Aid Calculation	
1. Prior year supplemental county and municipal aid	\$891,776.34
2. Increase due to sales tax revenue including adjustments (<i>district changes</i>)	\$20,510.86
3. Total Supplemental County and Municipal Aid (<i>sum of Lines 1 and 2</i>)	\$912,287.20

Expenditure Restraint Incentive Program

- Only municipalities are eligible to receive Expenditure Restraint Incentive Program (ERIP) payments
- Under state law, in 2025, each municipality will receive a payment that is equal to the amount of the payment received by the municipality in 2024 (sec. 79.05(4), Wis. Stats., from 2023 WI Act 12 – notwithstanding subs. (2) and (3))

Contact Information

If you have questions, contact us at lgs@wisconsin.gov, (608) 266-8618 or (608) 261-5167.



State of Wisconsin • DEPARTMENT OF REVENUE

DIVISION OF STATE AND LOCAL FINANCE • BUREAU OF LOCAL GOVERNMENT SERVICES • 2135 RIMROCK RD MADISON, WI 53713

Mailing Address:
PO Box 8971 #6-97
Madison WI 53708-8971
Fax: (608) 264-6887
lgs@wisconsin.gov

September 13, 2024

ANNE UECKER
CITY OF SAINT FRANCIS
3400 EAST HOWARD AVENUE
SAINT FRANCIS WI 53235

Notice of Shared Revenue – 2025 Original Estimate

Notice Information

The Wisconsin Department of Revenue (DOR) is providing the **estimated** shared revenue amounts your local government will receive in 2025 under current state law for county and municipal aid, supplemental county and municipal aid, utility aid and the expenditure restraint incentive program. This does not include adjustments, shown on the July and November payment notices.

District	CITY OF SAINT FRANCIS	County	MILWAUKEE	Co-muni code	40-281
-----------------	-----------------------	---------------	-----------	---------------------	--------

Estimate Information

For an explanation of each aid payment listed below, review the additional information in this notice.

2025 Original Estimate	
1. County and municipal aid	\$1,932,165.64
2. Utility aid	\$82,763.88
3. Supplemental county and municipal aid	\$464,209.79
4. Expenditure restraint incentive program	\$307,747.54
5. Total Estimated 2025 Payments (sum of Lines 1-4)	\$2,786,886.85

Payment Information

Your local government will receive two distributions in 2025 :

- July 28, 2025: 15% of Line 1, 2, and 3 and 100% of Line 4 (*shown above*)
- November 17, 2025: balance of your 2025 aid payments

County and Municipal Aid

Under state law, the county and municipal aid paid to each county and municipality must be equal to the amount determined in 2012 (sec. 79.036, Wis. Stats.) and adjusted for fallen protective services insurance reimbursement (sec. 79.036(4), Wis. Stats.).

County and Municipal Aid Calculation	
1. Prior year county and municipal aid	\$1,888,861.43
2. Increase due to sales tax revenue, including adjustments (<i>district changes</i>)	\$43,443.81
3. Fallen protective services insurance adjustment	-\$139.60
4. Fallen protective services insurance reimbursement (<i>reported to DOR</i>)	\$0.00
5. Total County and Municipal Aid (sum of Lines 1-4)	\$1,932,165.64

Utility Aid

- Under state law, utility aid is distributed to each county and municipality where tax-exempt utility property is located (sec. 79.04, Wis. Stats.)
- Utility companies report utility property information to DOR annually
- DOR uses the provided information to accurately calculate utility aid (*shown below*)

Utility Aid Calculation	
1. Net book value, <i>as of December 31, 2024 (including expected additions/retirements)</i>	\$13,793,980.00
2. Total net book value payment	\$82,763.88
3. Minimum payment	\$0.00
4. Megawatt capacity	0.0
5. Megawatt capacity payment	\$0.00
6. Closed/decommissioned production plant (phased down) payment	\$0.00
7. Subtotal (<i>sum of Lines 2, 3, 5 and 6</i>)	\$82,763.88
8. Population cap	\$3,842,425.00
9. Adjusted subtotal (<i>lesser of Line 7 or Line 8</i>)	\$82,763.88
10. Adjacent site incentive payment	\$0.00
11. Baseload incentive payment	\$0.00
12. Co-generation incentive payment	\$0.00
13. Alternative energy incentive payment	\$0.00
14. Total incentive payments (<i>sum of Lines 10 through 13</i>)	\$0.00
15. Spent nuclear fuel payment	\$0.00
16. Total Utility Aid – this is the utility aid payment listed on the front of the estimate (<i>sum of Lines 9, 14 and 15</i>)	\$82,763.88

Supplemental County and Municipal Aid

- Under state law, supplemental county and municipal aid paid to each county and municipality is determined by 2023 Wisconsin Act 12 (sec. 79.037, Wis. Stats.)
- For detailed information, review [county and municipal aid spreadsheet](#)

Supplemental County and Municipal Aid Calculation	
1. Prior year supplemental county and municipal aid	\$453,773.01
2. Increase due to sales tax revenue including adjustments (<i>district changes</i>)	\$10,436.78
3. Total Supplemental County and Municipal Aid (<i>sum of Lines 1 and 2</i>)	\$464,209.79

Expenditure Restraint Incentive Program

- Only municipalities are eligible to receive Expenditure Restraint Incentive Program (ERIP) payments
- Under state law, in 2025, each municipality will receive a payment that is equal to the amount of the payment received by the municipality in 2024 (sec. 79.05(4), Wis. Stats., from 2023 WI Act 12 – notwithstanding subs. (2) and (3))

Contact Information

If you have questions, contact us at lgs@wisconsin.gov, (608) 266-8618 or (608) 261-5167.



State of Wisconsin • DEPARTMENT OF REVENUE

DIVISION OF STATE AND LOCAL FINANCE • BUREAU OF LOCAL GOVERNMENT SERVICES • 2135 RIMROCK RD MADISON, WI 53713

Mailing Address:
PO Box 8971 #6-97
Madison WI 53708-8971
Fax: (608) 264-6887
lgs@wisconsin.gov

September 13, 2024

SANDRA WESOLOWSKI
CITY OF SOUTH MILWAUKEE
2424 15TH AVE
SOUTH MILWAUKEE WI 53172-2410

Notice of Shared Revenue – 2025 Original Estimate

Notice Information

The Wisconsin Department of Revenue (DOR) is providing the **estimated** shared revenue amounts your local government will receive in 2025 under current state law for county and municipal aid, supplemental county and municipal aid, utility aid and the expenditure restraint incentive program. This does not include adjustments, shown on the July and November payment notices.

District	CITY OF SOUTH MILWAUKEE	County	MILWAUKEE	Co-muni code	40-282
-----------------	-------------------------	---------------	-----------	---------------------	--------

Estimate Information

For an explanation of each aid payment listed below, review the additional information in this notice.

2025 Original Estimate	
1. County and municipal aid	\$2,937,595.49
2. Utility aid	\$0.00
3. Supplemental county and municipal aid	\$763,340.02
4. Expenditure restraint incentive program	\$346,057.79
5. Total Estimated 2025 Payments (sum of Lines 1-4)	\$4,046,993.30

Payment Information

Your local government will receive two distributions in 2025 :

- July 28, 2025: 15% of Line 1, 2, and 3 and 100% of Line 4 (*shown above*)
- November 17, 2025: balance of your 2025 aid payments

County and Municipal Aid

Under state law, the county and municipal aid paid to each county and municipality must be equal to the amount determined in 2012 (sec. 79.036, Wis. Stats.) and adjusted for fallen protective services insurance reimbursement (sec. 79.036(4), Wis. Stats.).

County and Municipal Aid Calculation	
1. Prior year county and municipal aid	\$2,871,757.31
2. Increase due to sales tax revenue, including adjustments (<i>district changes</i>)	\$66,050.42
3. Fallen protective services insurance adjustment	-\$212.24
4. Fallen protective services insurance reimbursement (<i>reported to DOR</i>)	\$0.00
5. Total County and Municipal Aid (sum of Lines 1-4)	\$2,937,595.49

Utility Aid

- Under state law, utility aid is distributed to each county and municipality where tax-exempt utility property is located (sec. 79.04, Wis. Stats.)
- Utility companies report utility property information to DOR annually
- DOR uses the provided information to accurately calculate utility aid (*shown below*)

Utility Aid Calculation	
1. Net book value, <i>as of December 31, 2024 (including expected additions/retirements)</i>	\$0.00
2. Total net book value payment	\$0.00
3. Minimum payment	\$0.00
4. Megawatt capacity	0.0
5. Megawatt capacity payment	\$0.00
6. Closed/decommissioned production plant (phased down) payment	\$0.00
7. Subtotal (<i>sum of Lines 2, 3, 5 and 6</i>)	\$0.00
8. Population cap	\$8,709,100.00
9. Adjusted subtotal (<i>lesser of Line 7 or Line 8</i>)	\$0.00
10. Adjacent site incentive payment	\$0.00
11. Baseload incentive payment	\$0.00
12. Co-generation incentive payment	\$0.00
13. Alternative energy incentive payment	\$0.00
14. Total incentive payments (<i>sum of Lines 10 through 13</i>)	\$0.00
15. Spent nuclear fuel payment	\$0.00
16. Total Utility Aid – this is the utility aid payment listed on the front of the estimate (<i>sum of Lines 9, 14 and 15</i>)	\$0.00

Supplemental County and Municipal Aid

- Under state law, supplemental county and municipal aid paid to each county and municipality is determined by 2023 Wisconsin Act 12 (sec. 79.037, Wis. Stats.)
- For detailed information, review [county and municipal aid spreadsheet](#)

Supplemental County and Municipal Aid Calculation	
1. Prior year supplemental county and municipal aid	\$746,177.93
2. Increase due to sales tax revenue including adjustments (<i>district changes</i>)	\$17,162.09
3. Total Supplemental County and Municipal Aid (<i>sum of Lines 1 and 2</i>)	\$763,340.02

Expenditure Restraint Incentive Program

- Only municipalities are eligible to receive Expenditure Restraint Incentive Program (ERIP) payments
- Under state law, in 2025, each municipality will receive a payment that is equal to the amount of the payment received by the municipality in 2024 (sec. 79.05(4), Wis. Stats., from 2023 WI Act 12 – notwithstanding subs. (2) and (3))

Contact Information

If you have questions, contact us at lgs@wisconsin.gov, (608) 266-8618 or (608) 261-5167.



State of Wisconsin • DEPARTMENT OF REVENUE

DIVISION OF STATE AND LOCAL FINANCE • BUREAU OF LOCAL GOVERNMENT SERVICES • 2135 RIMROCK RD MADISON, WI 53713

Mailing Address:
PO Box 8971 #6-97
Madison WI 53708-8971
Fax: (608) 264-6887
lgs@wisconsin.gov

September 13, 2024

STEVEN BRAATZ
CITY OF WAUWATOSA
7725 W NORTH AVE
WAUWATOSA WI 53213-1720

Notice of Shared Revenue – 2025 Original Estimate

Notice Information

The Wisconsin Department of Revenue (DOR) is providing the **estimated** shared revenue amounts your local government will receive in 2025 under current state law for county and municipal aid, supplemental county and municipal aid, utility aid and the expenditure restraint incentive program. This does not include adjustments, shown on the July and November payment notices.

District	CITY OF WAUWATOSA	County	MILWAUKEE	Co-muni code	40-291
-----------------	-------------------	---------------	-----------	---------------------	--------

Estimate Information

For an explanation of each aid payment listed below, review the additional information in this notice.

2025 Original Estimate	
1. County and municipal aid	\$720,042.43
2. Utility aid	\$97,388.63
3. Supplemental county and municipal aid	\$1,170,015.98
4. Expenditure restraint incentive program	\$568,637.01
5. Total Estimated 2025 Payments (sum of Lines 1-4)	\$2,556,084.05

Payment Information

Your local government will receive two distributions in 2025 :

- July 28, 2025: 15% of Line 1, 2, and 3 and 100% of Line 4 (*shown above*)
- November 17, 2025: balance of your 2025 aid payments

County and Municipal Aid

Under state law, the county and municipal aid paid to each county and municipality must be equal to the amount determined in 2012 (sec. 79.036, Wis. Stats.) and adjusted for fallen protective services insurance reimbursement (sec. 79.036(4), Wis. Stats.).

County and Municipal Aid Calculation	
1. Prior year county and municipal aid	\$703,904.64
2. Increase due to sales tax revenue, including adjustments (<i>district changes</i>)	\$16,189.81
3. Fallen protective services insurance adjustment	-\$52.02
4. Fallen protective services insurance reimbursement (<i>reported to DOR</i>)	\$0.00
5. Total County and Municipal Aid (sum of Lines 1-4)	\$720,042.43

Utility Aid

- Under state law, utility aid is distributed to each county and municipality where tax-exempt utility property is located (sec. 79.04, Wis. Stats.)
- Utility companies report utility property information to DOR annually
- DOR uses the provided information to accurately calculate utility aid (*shown below*)

Utility Aid Calculation	
1. Net book value, <i>as of December 31, 2024 (including expected additions/retirements)</i>	\$16,231,438.00
2. Total net book value payment	\$97,388.63
3. Minimum payment	\$0.00
4. Megawatt capacity	0.0
5. Megawatt capacity payment	\$0.00
6. Closed/decommissioned production plant (phased down) payment	\$0.00
7. Subtotal (<i>sum of Lines 2, 3, 5 and 6</i>)	\$97,388.63
8. Population cap	\$20,958,025.00
9. Adjusted subtotal (<i>lesser of Line 7 or Line 8</i>)	\$97,388.63
10. Adjacent site incentive payment	\$0.00
11. Baseload incentive payment	\$0.00
12. Co-generation incentive payment	\$0.00
13. Alternative energy incentive payment	\$0.00
14. Total incentive payments (<i>sum of Lines 10 through 13</i>)	\$0.00
15. Spent nuclear fuel payment	\$0.00
16. Total Utility Aid – this is the utility aid payment listed on the front of the estimate (<i>sum of Lines 9, 14 and 15</i>)	\$97,388.63

Supplemental County and Municipal Aid

- Under state law, supplemental county and municipal aid paid to each county and municipality is determined by 2023 Wisconsin Act 12 (sec. 79.037, Wis. Stats.)
- For detailed information, review [county and municipal aid spreadsheet](#)

Supplemental County and Municipal Aid Calculation	
1. Prior year supplemental county and municipal aid	\$1,143,710.64
2. Increase due to sales tax revenue including adjustments (<i>district changes</i>)	\$26,305.34
3. Total Supplemental County and Municipal Aid (<i>sum of Lines 1 and 2</i>)	\$1,170,015.98

Expenditure Restraint Incentive Program

- Only municipalities are eligible to receive Expenditure Restraint Incentive Program (ERIP) payments
- Under state law, in 2025, each municipality will receive a payment that is equal to the amount of the payment received by the municipality in 2024 (sec. 79.05(4), Wis. Stats., from 2023 WI Act 12 – notwithstanding subs. (2) and (3))

Contact Information

If you have questions, contact us at lgs@wisconsin.gov, (608) 266-8618 or (608) 261-5167.



State of Wisconsin • DEPARTMENT OF REVENUE

DIVISION OF STATE AND LOCAL FINANCE • BUREAU OF LOCAL GOVERNMENT SERVICES • 2135 RIMROCK RD MADISON, WI 53713

Mailing Address:
PO Box 8971 #6-97
Madison WI 53708-8971
Fax: (608) 264-6887
lgs@wisconsin.gov

September 13, 2024

REBECCA GRILL
CITY OF WEST ALLIS
7525 W GREENFIELD AVENUE
WEST ALLIS WI 53214

Notice of Shared Revenue – 2025 Original Estimate

Notice Information

The Wisconsin Department of Revenue (DOR) is providing the **estimated** shared revenue amounts your local government will receive in 2025 under current state law for county and municipal aid, supplemental county and municipal aid, utility aid and the expenditure restraint incentive program. This does not include adjustments, shown on the July and November payment notices.

District	CITY OF WEST ALLIS	County	MILWAUKEE	Co-muni code	40-292
-----------------	--------------------	---------------	-----------	---------------------	--------

Estimate Information

For an explanation of each aid payment listed below, review the additional information in this notice.

2025 Original Estimate	
1. County and municipal aid	\$7,242,938.99
2. Utility aid	\$234,678.08
3. Supplemental county and municipal aid	\$1,448,805.48
4. Expenditure restraint incentive program	\$1,486,620.57
5. Total Estimated 2025 Payments (sum of Lines 1-4)	\$10,413,043.12

Payment Information

Your local government will receive two distributions in 2025 :

- July 28, 2025: 15% of Line 1, 2, and 3 and 100% of Line 4 (*shown above*)
- November 17, 2025: balance of your 2025 aid payments

County and Municipal Aid

Under state law, the county and municipal aid paid to each county and municipality must be equal to the amount determined in 2012 (sec. 79.036, Wis. Stats.) and adjusted for fallen protective services insurance reimbursement (sec. 79.036(4), Wis. Stats.).

County and Municipal Aid Calculation	
1. Prior year county and municipal aid	\$7,080,608.29
2. Increase due to sales tax revenue, including adjustments (<i>district changes</i>)	\$162,853.99
3. Fallen protective services insurance adjustment	-\$523.29
4. Fallen protective services insurance reimbursement (<i>reported to DOR</i>)	\$0.00
5. Total County and Municipal Aid (sum of Lines 1-4)	\$7,242,938.99

Utility Aid

- Under state law, utility aid is distributed to each county and municipality where tax-exempt utility property is located (sec. 79.04, Wis. Stats.)
- Utility companies report utility property information to DOR annually
- DOR uses the provided information to accurately calculate utility aid (*shown below*)

Utility Aid Calculation	
1. Net book value, as of December 31, 2024 (including expected additions/retirements)	\$39,113,014.00
2. Total net book value payment	\$234,678.08
3. Minimum payment	\$0.00
4. Megawatt capacity	0.0
5. Megawatt capacity payment	\$0.00
6. Closed/decommissioned production plant (phased down) payment	\$0.00
7. Subtotal (sum of Lines 2, 3, 5 and 6)	\$234,678.08
8. Population cap	\$25,425,200.00
9. Adjusted subtotal (lesser of Line 7 or Line 8)	\$234,678.08
10. Adjacent site incentive payment	\$0.00
11. Baseload incentive payment	\$0.00
12. Co-generation incentive payment	\$0.00
13. Alternative energy incentive payment	\$0.00
14. Total incentive payments (sum of Lines 10 through 13)	\$0.00
15. Spent nuclear fuel payment	\$0.00
16. Total Utility Aid – this is the utility aid payment listed on the front of the estimate (sum of Lines 9, 14 and 15)	\$234,678.08

Supplemental County and Municipal Aid

- Under state law, supplemental county and municipal aid paid to each county and municipality is determined by 2023 Wisconsin Act 12 (sec. 79.037, Wis. Stats.)
- For detailed information, review [county and municipal aid spreadsheet](#)

Supplemental County and Municipal Aid Calculation	
1. Prior year supplemental county and municipal aid	\$1,416,232.14
2. Increase due to sales tax revenue including adjustments (<i>district changes</i>)	\$32,573.34
3. Total Supplemental County and Municipal Aid (sum of Lines 1 and 2)	\$1,448,805.48

Expenditure Restraint Incentive Program

- Only municipalities are eligible to receive Expenditure Restraint Incentive Program (ERIP) payments
- Under state law, in 2025, each municipality will receive a payment that is equal to the amount of the payment received by the municipality in 2024 (sec. 79.05(4), Wis. Stats., from 2023 WI Act 12 – notwithstanding subs. (2) and (3))

Contact Information

If you have questions, contact us at lgs@wisconsin.gov, (608) 266-8618 or (608) 261-5167.



State of Wisconsin • DEPARTMENT OF REVENUE

DIVISION OF STATE AND LOCAL FINANCE • BUREAU OF LOCAL GOVERNMENT SERVICES • 2135 RIMROCK RD MADISON, WI 53713

Mailing Address:
PO Box 8971 #6-97
Madison WI 53708-8971
Fax: (608) 264-6887
lgs@wisconsin.gov

September 13, 2024

GEORGE CHRISTENSON
COUNTY OF MILWAUKEE
901 N 9TH ST RM 105
MILWAUKEE WI 53233-1425

Notice of Shared Revenue – 2025 Original Estimate

Notice Information

The Wisconsin Department of Revenue (DOR) is providing the **estimated** shared revenue amounts your local government will receive in 2025 under current state law for county and municipal aid, supplemental county and municipal aid, utility aid and the expenditure restraint incentive program. This does not include adjustments, shown on the July and November payment notices.

District	COUNTY OF MILWAUKEE	County	MILWAUKEE	Co-muni code	40-999
-----------------	---------------------	---------------	-----------	---------------------	--------

Estimate Information

For an explanation of each aid payment listed below, review the additional information in this notice.

2025 Original Estimate	
1. County and municipal aid	\$48,098,285.87
2. Utility aid	\$4,769,193.27
3. Supplemental county and municipal aid	\$7,753,150.77
4. Expenditure restraint incentive program	\$0.00
5. Total Estimated 2025 Payments (sum of Lines 1-4)	\$60,620,629.91

Payment Information

Your local government will receive two distributions in 2025 :

- July 28, 2025: 15% of Line 1, 2, and 3 and 100% of Line 4 (*shown above*)
- November 17, 2025: balance of your 2025 aid payments

County and Municipal Aid

Under state law, the county and municipal aid paid to each county and municipality must be equal to the amount determined in 2012 (sec. 79.036, Wis. Stats.) and adjusted for fallen protective services insurance reimbursement (sec. 79.036(4), Wis. Stats.).

County and Municipal Aid Calculation	
1. Prior year county and municipal aid	\$47,020,294.14
2. Increase due to sales tax revenue, including adjustments (<i>district changes</i>)	\$1,081,466.76
3. Fallen protective services insurance adjustment	-\$3,475.03
4. Fallen protective services insurance reimbursement (<i>reported to DOR</i>)	\$0.00
5. Total County and Municipal Aid (sum of Lines 1-4)	\$48,098,285.87

Utility Aid

- Under state law, utility aid is distributed to each county and municipality where tax-exempt utility property is located (sec. 79.04, Wis. Stats.)
- Utility companies report utility property information to DOR annually
- DOR uses the provided information to accurately calculate utility aid (*shown below*)

Utility Aid Calculation	
1. Net book value, <i>as of December 31, 2024 (including expected additions/retirements)</i>	\$473,375,867.00
2. Total net book value payment	\$1,160,259.73
3. Minimum payment	\$0.00
4. Megawatt capacity	2,669.3
5. Megawatt capacity payment	\$1,779,533.54
6. Closed/decommissioned production plant (phased down) payment	\$0.00
7. Subtotal (<i>sum of Lines 2, 3, 5 and 6</i>)	\$2,939,793.27
8. Population cap	\$117,552,000.00
9. Adjusted subtotal (<i>lesser of Line 7 or Line 8</i>)	\$2,939,793.27
10. Adjacent site incentive payment	\$1,092,060.00
11. Baseload incentive payment	\$728,040.00
12. Co-generation incentive payment	\$0.00
13. Alternative energy incentive payment	\$9,300.00
14. Total incentive payments (<i>sum of Lines 10 through 13</i>)	\$1,829,400.00
15. Spent nuclear fuel payment	\$0.00
16. Total Utility Aid – this is the utility aid payment listed on the front of the estimate (<i>sum of Lines 9, 14 and 15</i>)	\$4,769,193.27

Supplemental County and Municipal Aid

- Under state law, supplemental county and municipal aid paid to each county and municipality is determined by 2023 Wisconsin Act 12 (sec. 79.037, Wis. Stats.)
- For detailed information, review [county and municipal aid spreadsheet](#)

Supplemental County and Municipal Aid Calculation	
1. Prior year supplemental county and municipal aid	\$7,578,837.51
2. Increase due to sales tax revenue including adjustments (<i>district changes</i>)	\$174,313.26
3. Total Supplemental County and Municipal Aid (<i>sum of Lines 1 and 2</i>)	\$7,753,150.77

Expenditure Restraint Incentive Program

- Only municipalities are eligible to receive Expenditure Restraint Incentive Program (ERIP) payments
- Under state law, in 2025, each municipality will receive a payment that is equal to the amount of the payment received by the municipality in 2024 (sec. 79.05(4), Wis. Stats., from 2023 WI Act 12 – notwithstanding subs. (2) and (3))

Contact Information

If you have questions, contact us at lgs@wisconsin.gov, (608) 266-8618 or (608) 261-5167.



State of Wisconsin • DEPARTMENT OF REVENUE

DIVISION OF STATE AND LOCAL FINANCE • BUREAU OF LOCAL GOVERNMENT SERVICES • 2135 RIMROCK RD MADISON, WI 53713

Mailing Address:
PO Box 8971 #6-97
Madison WI 53708-8971
Fax: (608) 264-6887
lgs@wisconsin.gov

September 13, 2024

KATHY SCHMITZ
TOWN OF ADRIAN
PO BOX 176
TOMAH WI 54660

Notice of Shared Revenue – 2025 Original Estimate

Notice Information

The Wisconsin Department of Revenue (DOR) is providing the **estimated** shared revenue amounts your local government will receive in 2025 under current state law for county and municipal aid, supplemental county and municipal aid, utility aid and the expenditure restraint incentive program. This does not include adjustments, shown on the July and November payment notices.

District	TOWN OF ADRIAN	County	MONROE	Co-muni code	41-002
-----------------	----------------	---------------	--------	---------------------	--------

Estimate Information

For an explanation of each aid payment listed below, review the additional information in this notice.

2025 Original Estimate	
1. County and municipal aid	\$30,467.23
2. Utility aid	\$0.00
3. Supplemental county and municipal aid	\$43,635.27
4. Expenditure restraint incentive program	\$0.00
5. Total Estimated 2025 Payments (sum of Lines 1-4)	\$74,102.50

Payment Information

Your local government will receive two distributions in 2025 :

- July 28, 2025: 15% of Line 1, 2, and 3 and 100% of Line 4 (*shown above*)
- November 17, 2025: balance of your 2025 aid payments

County and Municipal Aid

Under state law, the county and municipal aid paid to each county and municipality must be equal to the amount determined in 2012 (sec. 79.036, Wis. Stats.) and adjusted for fallen protective services insurance reimbursement (sec. 79.036(4), Wis. Stats.).

County and Municipal Aid Calculation	
1. Prior year county and municipal aid	\$29,784.39
2. Increase due to sales tax revenue, including adjustments (<i>district changes</i>)	\$685.04
3. Fallen protective services insurance adjustment	-\$2.20
4. Fallen protective services insurance reimbursement (<i>reported to DOR</i>)	\$0.00
5. Total County and Municipal Aid (sum of Lines 1-4)	\$30,467.23

Utility Aid

- Under state law, utility aid is distributed to each county and municipality where tax-exempt utility property is located (sec. 79.04, Wis. Stats.)
- Utility companies report utility property information to DOR annually
- DOR uses the provided information to accurately calculate utility aid (*shown below*)

Utility Aid Calculation	
1. Net book value, <i>as of December 31, 2024 (including expected additions/retirements)</i>	\$0.00
2. Total net book value payment	\$0.00
3. Minimum payment	\$0.00
4. Megawatt capacity	0.0
5. Megawatt capacity payment	\$0.00
6. Closed/decommissioned production plant (phased down) payment	\$0.00
7. Subtotal (<i>sum of Lines 2, 3, 5 and 6</i>)	\$0.00
8. Population cap	\$323,850.00
9. Adjusted subtotal (<i>lesser of Line 7 or Line 8</i>)	\$0.00
10. Adjacent site incentive payment	\$0.00
11. Baseload incentive payment	\$0.00
12. Co-generation incentive payment	\$0.00
13. Alternative energy incentive payment	\$0.00
14. Total incentive payments (<i>sum of Lines 10 through 13</i>)	\$0.00
15. Spent nuclear fuel payment	\$0.00
16. Total Utility Aid – this is the utility aid payment listed on the front of the estimate (<i>sum of Lines 9, 14 and 15</i>)	\$0.00

Supplemental County and Municipal Aid

- Under state law, supplemental county and municipal aid paid to each county and municipality is determined by 2023 Wisconsin Act 12 (sec. 79.037, Wis. Stats.)
- For detailed information, review [county and municipal aid spreadsheet](#)

Supplemental County and Municipal Aid Calculation	
1. Prior year supplemental county and municipal aid	\$42,654.22
2. Increase due to sales tax revenue including adjustments (<i>district changes</i>)	\$981.05
3. Total Supplemental County and Municipal Aid (<i>sum of Lines 1 and 2</i>)	\$43,635.27

Expenditure Restraint Incentive Program

- Only municipalities are eligible to receive Expenditure Restraint Incentive Program (ERIP) payments
- Under state law, in 2025, each municipality will receive a payment that is equal to the amount of the payment received by the municipality in 2024 (sec. 79.05(4), Wis. Stats., from 2023 WI Act 12 – notwithstanding subs. (2) and (3))

Contact Information

If you have questions, contact us at lgs@wisconsin.gov, (608) 266-8618 or (608) 261-5167.



State of Wisconsin • DEPARTMENT OF REVENUE

DIVISION OF STATE AND LOCAL FINANCE • BUREAU OF LOCAL GOVERNMENT SERVICES • 2135 RIMROCK RD MADISON, WI 53713

Mailing Address:
PO Box 8971 #6-97
Madison WI 53708-8971
Fax: (608) 264-6887
lgs@wisconsin.gov

September 13, 2024

MARY CARLISLE
TOWN OF ANGELO
10196 STATE RD 21
SPARTA WI 54656-6400

Notice of Shared Revenue – 2025 Original Estimate

Notice Information

The Wisconsin Department of Revenue (DOR) is providing the **estimated** shared revenue amounts your local government will receive in 2025 under current state law for county and municipal aid, supplemental county and municipal aid, utility aid and the expenditure restraint incentive program. This does not include adjustments, shown on the July and November payment notices.

District	TOWN OF ANGELO	County	MONROE	Co-muni code	41-004
-----------------	----------------	---------------	--------	---------------------	--------

Estimate Information

For an explanation of each aid payment listed below, review the additional information in this notice.

2025 Original Estimate	
1. County and municipal aid	\$64,868.01
2. Utility aid	\$56.43
3. Supplemental county and municipal aid	\$61,683.24
4. Expenditure restraint incentive program	\$0.00
5. Total Estimated 2025 Payments (sum of Lines 1-4)	\$126,607.68

Payment Information

Your local government will receive two distributions in 2025 :

- July 28, 2025: 15% of Line 1, 2, and 3 and 100% of Line 4 (*shown above*)
- November 17, 2025: balance of your 2025 aid payments

County and Municipal Aid

Under state law, the county and municipal aid paid to each county and municipality must be equal to the amount determined in 2012 (sec. 79.036, Wis. Stats.) and adjusted for fallen protective services insurance reimbursement (sec. 79.036(4), Wis. Stats.).

County and Municipal Aid Calculation	
1. Prior year county and municipal aid	\$63,414.17
2. Increase due to sales tax revenue, including adjustments (<i>district changes</i>)	\$1,458.53
3. Fallen protective services insurance adjustment	-\$4.69
4. Fallen protective services insurance reimbursement (<i>reported to DOR</i>)	\$0.00
5. Total County and Municipal Aid (sum of Lines 1-4)	\$64,868.01

Utility Aid

- Under state law, utility aid is distributed to each county and municipality where tax-exempt utility property is located (sec. 79.04, Wis. Stats.)
- Utility companies report utility property information to DOR annually
- DOR uses the provided information to accurately calculate utility aid (*shown below*)

Utility Aid Calculation	
1. Net book value, as of December 31, 2024 (including expected additions/retirements)	\$18,809.00
2. Total net book value payment	\$56.43
3. Minimum payment	\$0.00
4. Megawatt capacity	0.0
5. Megawatt capacity payment	\$0.00
6. Closed/decommissioned production plant (phased down) payment	\$0.00
7. Subtotal (sum of Lines 2, 3, 5 and 6)	\$56.43
8. Population cap	\$738,650.00
9. Adjusted subtotal (lesser of Line 7 or Line 8)	\$56.43
10. Adjacent site incentive payment	\$0.00
11. Baseload incentive payment	\$0.00
12. Co-generation incentive payment	\$0.00
13. Alternative energy incentive payment	\$0.00
14. Total incentive payments (sum of Lines 10 through 13)	\$0.00
15. Spent nuclear fuel payment	\$0.00
16. Total Utility Aid – this is the utility aid payment listed on the front of the estimate (sum of Lines 9, 14 and 15)	\$56.43

Supplemental County and Municipal Aid

- Under state law, supplemental county and municipal aid paid to each county and municipality is determined by 2023 Wisconsin Act 12 (sec. 79.037, Wis. Stats.)
- For detailed information, review [county and municipal aid spreadsheet](#)

Supplemental County and Municipal Aid Calculation	
1. Prior year supplemental county and municipal aid	\$60,296.42
2. Increase due to sales tax revenue including adjustments (<i>district changes</i>)	\$1,386.82
3. Total Supplemental County and Municipal Aid (sum of Lines 1 and 2)	\$61,683.24

Expenditure Restraint Incentive Program

- Only municipalities are eligible to receive Expenditure Restraint Incentive Program (ERIP) payments
- Under state law, in 2025, each municipality will receive a payment that is equal to the amount of the payment received by the municipality in 2024 (sec. 79.05(4), Wis. Stats., from 2023 WI Act 12 – notwithstanding subs. (2) and (3))

Contact Information

If you have questions, contact us at lgs@wisconsin.gov, (608) 266-8618 or (608) 261-5167.



State of Wisconsin • DEPARTMENT OF REVENUE

DIVISION OF STATE AND LOCAL FINANCE • BUREAU OF LOCAL GOVERNMENT SERVICES • 2135 RIMROCK RD MADISON, WI 53713

Mailing Address:
PO Box 8971 #6-97
Madison WI 53708-8971
Fax: (608) 264-6887
lgs@wisconsin.gov

September 13, 2024

LISA WALTEMATH
TOWN OF BYRON
32184 STATE HIGHWAY 21
WARRENS WI 54666

Notice of Shared Revenue – 2025 Original Estimate

Notice Information

The Wisconsin Department of Revenue (DOR) is providing the **estimated** shared revenue amounts your local government will receive in 2025 under current state law for county and municipal aid, supplemental county and municipal aid, utility aid and the expenditure restraint incentive program. This does not include adjustments, shown on the July and November payment notices.

District	TOWN OF BYRON	County	MONROE	Co-muni code	41-006
-----------------	---------------	---------------	--------	---------------------	--------

Estimate Information

For an explanation of each aid payment listed below, review the additional information in this notice.

2025 Original Estimate	
1. County and municipal aid	\$56,624.58
2. Utility aid	\$0.00
3. Supplemental county and municipal aid	\$51,880.87
4. Expenditure restraint incentive program	\$0.00
5. Total Estimated 2025 Payments (sum of Lines 1-4)	\$108,505.45

Payment Information

Your local government will receive two distributions in 2025 :

- July 28, 2025: 15% of Line 1, 2, and 3 and 100% of Line 4 (*shown above*)
- November 17, 2025: balance of your 2025 aid payments

County and Municipal Aid

Under state law, the county and municipal aid paid to each county and municipality must be equal to the amount determined in 2012 (sec. 79.036, Wis. Stats.) and adjusted for fallen protective services insurance reimbursement (sec. 79.036(4), Wis. Stats.).

County and Municipal Aid Calculation	
1. Prior year county and municipal aid	\$55,355.49
2. Increase due to sales tax revenue, including adjustments (<i>district changes</i>)	\$1,273.18
3. Fallen protective services insurance adjustment	-\$4.09
4. Fallen protective services insurance reimbursement (<i>reported to DOR</i>)	\$0.00
5. Total County and Municipal Aid (sum of Lines 1-4)	\$56,624.58

Utility Aid

- Under state law, utility aid is distributed to each county and municipality where tax-exempt utility property is located (sec. 79.04, Wis. Stats.)
- Utility companies report utility property information to DOR annually
- DOR uses the provided information to accurately calculate utility aid (*shown below*)

Utility Aid Calculation	
1. Net book value, <i>as of December 31, 2024 (including expected additions/retirements)</i>	\$0.00
2. Total net book value payment	\$0.00
3. Minimum payment	\$0.00
4. Megawatt capacity	0.0
5. Megawatt capacity payment	\$0.00
6. Closed/decommissioned production plant (phased down) payment	\$0.00
7. Subtotal (<i>sum of Lines 2, 3, 5 and 6</i>)	\$0.00
8. Population cap	\$519,775.00
9. Adjusted subtotal (<i>lesser of Line 7 or Line 8</i>)	\$0.00
10. Adjacent site incentive payment	\$0.00
11. Baseload incentive payment	\$0.00
12. Co-generation incentive payment	\$0.00
13. Alternative energy incentive payment	\$0.00
14. Total incentive payments (<i>sum of Lines 10 through 13</i>)	\$0.00
15. Spent nuclear fuel payment	\$0.00
16. Total Utility Aid – this is the utility aid payment listed on the front of the estimate (<i>sum of Lines 9, 14 and 15</i>)	\$0.00

Supplemental County and Municipal Aid

- Under state law, supplemental county and municipal aid paid to each county and municipality is determined by 2023 Wisconsin Act 12 (sec. 79.037, Wis. Stats.)
- For detailed information, review [county and municipal aid spreadsheet](#)

Supplemental County and Municipal Aid Calculation	
1. Prior year supplemental county and municipal aid	\$50,714.44
2. Increase due to sales tax revenue including adjustments (<i>district changes</i>)	\$1,166.43
3. Total Supplemental County and Municipal Aid (<i>sum of Lines 1 and 2</i>)	\$51,880.87

Expenditure Restraint Incentive Program

- Only municipalities are eligible to receive Expenditure Restraint Incentive Program (ERIP) payments
- Under state law, in 2025, each municipality will receive a payment that is equal to the amount of the payment received by the municipality in 2024 (sec. 79.05(4), Wis. Stats., from 2023 WI Act 12 – notwithstanding subs. (2) and (3))

Contact Information

If you have questions, contact us at lgs@wisconsin.gov, (608) 266-8618 or (608) 261-5167.



State of Wisconsin • DEPARTMENT OF REVENUE

DIVISION OF STATE AND LOCAL FINANCE • BUREAU OF LOCAL GOVERNMENT SERVICES • 2135 RIMROCK RD MADISON, WI 53713

Mailing Address:
PO Box 8971 #6-97
Madison WI 53708-8971
Fax: (608) 264-6887
lgs@wisconsin.gov

September 13, 2024

MARY COOK
TOWN OF CLIFTON
28003 LOCUST AVE
WILTON WI 54670

Notice of Shared Revenue – 2025 Original Estimate

Notice Information

The Wisconsin Department of Revenue (DOR) is providing the **estimated** shared revenue amounts your local government will receive in 2025 under current state law for county and municipal aid, supplemental county and municipal aid, utility aid and the expenditure restraint incentive program. This does not include adjustments, shown on the July and November payment notices.

District	TOWN OF CLIFTON	County	MONROE	Co-muni code	41-008
-----------------	-----------------	---------------	--------	---------------------	--------

Estimate Information

For an explanation of each aid payment listed below, review the additional information in this notice.

2025 Original Estimate	
1. County and municipal aid	\$60,022.58
2. Utility aid	\$0.00
3. Supplemental county and municipal aid	\$43,188.49
4. Expenditure restraint incentive program	\$0.00
5. Total Estimated 2025 Payments (sum of Lines 1-4)	\$103,211.07

Payment Information

Your local government will receive two distributions in 2025 :

- July 28, 2025: 15% of Line 1, 2, and 3 and 100% of Line 4 (*shown above*)
- November 17, 2025: balance of your 2025 aid payments

County and Municipal Aid

Under state law, the county and municipal aid paid to each county and municipality must be equal to the amount determined in 2012 (sec. 79.036, Wis. Stats.) and adjusted for fallen protective services insurance reimbursement (sec. 79.036(4), Wis. Stats.).

County and Municipal Aid Calculation	
1. Prior year county and municipal aid	\$58,677.34
2. Increase due to sales tax revenue, including adjustments (<i>district changes</i>)	\$1,349.58
3. Fallen protective services insurance adjustment	-\$4.34
4. Fallen protective services insurance reimbursement (<i>reported to DOR</i>)	\$0.00
5. Total County and Municipal Aid (sum of Lines 1-4)	\$60,022.58

Utility Aid

- Under state law, utility aid is distributed to each county and municipality where tax-exempt utility property is located (sec. 79.04, Wis. Stats.)
- Utility companies report utility property information to DOR annually
- DOR uses the provided information to accurately calculate utility aid (*shown below*)

Utility Aid Calculation	
1. Net book value, <i>as of December 31, 2024 (including expected additions/retirements)</i>	\$0.00
2. Total net book value payment	\$0.00
3. Minimum payment	\$0.00
4. Megawatt capacity	0.0
5. Megawatt capacity payment	\$0.00
6. Closed/decommissioned production plant (phased down) payment	\$0.00
7. Subtotal (<i>sum of Lines 2, 3, 5 and 6</i>)	\$0.00
8. Population cap	\$317,475.00
9. Adjusted subtotal (<i>lesser of Line 7 or Line 8</i>)	\$0.00
10. Adjacent site incentive payment	\$0.00
11. Baseload incentive payment	\$0.00
12. Co-generation incentive payment	\$0.00
13. Alternative energy incentive payment	\$0.00
14. Total incentive payments (<i>sum of Lines 10 through 13</i>)	\$0.00
15. Spent nuclear fuel payment	\$0.00
16. Total Utility Aid – this is the utility aid payment listed on the front of the estimate (<i>sum of Lines 9, 14 and 15</i>)	\$0.00

Supplemental County and Municipal Aid

- Under state law, supplemental county and municipal aid paid to each county and municipality is determined by 2023 Wisconsin Act 12 (sec. 79.037, Wis. Stats.)
- For detailed information, review [county and municipal aid spreadsheet](#)

Supplemental County and Municipal Aid Calculation	
1. Prior year supplemental county and municipal aid	\$42,217.49
2. Increase due to sales tax revenue including adjustments (<i>district changes</i>)	\$971.00
3. Total Supplemental County and Municipal Aid (<i>sum of Lines 1 and 2</i>)	\$43,188.49

Expenditure Restraint Incentive Program

- Only municipalities are eligible to receive Expenditure Restraint Incentive Program (ERIP) payments
- Under state law, in 2025, each municipality will receive a payment that is equal to the amount of the payment received by the municipality in 2024 (sec. 79.05(4), Wis. Stats., from 2023 WI Act 12 – notwithstanding subs. (2) and (3))

Contact Information

If you have questions, contact us at lgs@wisconsin.gov, (608) 266-8618 or (608) 261-5167.



State of Wisconsin • DEPARTMENT OF REVENUE

DIVISION OF STATE AND LOCAL FINANCE • BUREAU OF LOCAL GOVERNMENT SERVICES • 2135 RIMROCK RD MADISON, WI 53713

Mailing Address:
PO Box 8971 #6-97
Madison WI 53708-8971
Fax: (608) 264-6887
lgs@wisconsin.gov

September 13, 2024

JAMIE HYER
TOWN OF GLENDALE
PO BOX 244
KENDALL WI 54638-0244

Notice of Shared Revenue – 2025 Original Estimate

Notice Information

The Wisconsin Department of Revenue (DOR) is providing the **estimated** shared revenue amounts your local government will receive in 2025 under current state law for county and municipal aid, supplemental county and municipal aid, utility aid and the expenditure restraint incentive program. This does not include adjustments, shown on the July and November payment notices.

District	TOWN OF GLENDALE	County	MONROE	Co-muni code	41-010
-----------------	------------------	---------------	--------	---------------------	--------

Estimate Information

For an explanation of each aid payment listed below, review the additional information in this notice.

2025 Original Estimate	
1. County and municipal aid	\$46,102.09
2. Utility aid	\$302.99
3. Supplemental county and municipal aid	\$42,260.52
4. Expenditure restraint incentive program	\$0.00
5. Total Estimated 2025 Payments (sum of Lines 1-4)	\$88,665.60

Payment Information

Your local government will receive two distributions in 2025 :

- July 28, 2025: 15% of Line 1, 2, and 3 and 100% of Line 4 (*shown above*)
- November 17, 2025: balance of your 2025 aid payments

County and Municipal Aid

Under state law, the county and municipal aid paid to each county and municipality must be equal to the amount determined in 2012 (sec. 79.036, Wis. Stats.) and adjusted for fallen protective services insurance reimbursement (sec. 79.036(4), Wis. Stats.).

County and Municipal Aid Calculation	
1. Prior year county and municipal aid	\$45,068.84
2. Increase due to sales tax revenue, including adjustments (<i>district changes</i>)	\$1,036.58
3. Fallen protective services insurance adjustment	-\$3.33
4. Fallen protective services insurance reimbursement (<i>reported to DOR</i>)	\$0.00
5. Total County and Municipal Aid (sum of Lines 1-4)	\$46,102.09

Utility Aid

- Under state law, utility aid is distributed to each county and municipality where tax-exempt utility property is located (sec. 79.04, Wis. Stats.)
- Utility companies report utility property information to DOR annually
- DOR uses the provided information to accurately calculate utility aid (*shown below*)

Utility Aid Calculation	
1. Net book value, <i>as of December 31, 2024 (including expected additions/retirements)</i>	\$100,998.00
2. Total net book value payment	\$302.99
3. Minimum payment	\$0.00
4. Megawatt capacity	0.0
5. Megawatt capacity payment	\$0.00
6. Closed/decommissioned production plant (phased down) payment	\$0.00
7. Subtotal (<i>sum of Lines 2, 3, 5 and 6</i>)	\$302.99
8. Population cap	\$297,500.00
9. Adjusted subtotal (<i>lesser of Line 7 or Line 8</i>)	\$302.99
10. Adjacent site incentive payment	\$0.00
11. Baseload incentive payment	\$0.00
12. Co-generation incentive payment	\$0.00
13. Alternative energy incentive payment	\$0.00
14. Total incentive payments (<i>sum of Lines 10 through 13</i>)	\$0.00
15. Spent nuclear fuel payment	\$0.00
16. Total Utility Aid – this is the utility aid payment listed on the front of the estimate <i>(sum of Lines 9, 14 and 15)</i>	\$302.99

Supplemental County and Municipal Aid

- Under state law, supplemental county and municipal aid paid to each county and municipality is determined by 2023 Wisconsin Act 12 (sec. 79.037, Wis. Stats.)
- For detailed information, review [county and municipal aid spreadsheet](#)

Supplemental County and Municipal Aid Calculation	
1. Prior year supplemental county and municipal aid	\$41,310.38
2. Increase due to sales tax revenue including adjustments (<i>district changes</i>)	\$950.14
3. Total Supplemental County and Municipal Aid (<i>sum of Lines 1 and 2</i>)	\$42,260.52

Expenditure Restraint Incentive Program

- Only municipalities are eligible to receive Expenditure Restraint Incentive Program (ERIP) payments
- Under state law, in 2025, each municipality will receive a payment that is equal to the amount of the payment received by the municipality in 2024 (sec. 79.05(4), Wis. Stats., from 2023 WI Act 12 – notwithstanding subs. (2) and (3))

Contact Information

If you have questions, contact us at lgs@wisconsin.gov, (608) 266-8618 or (608) 261-5167.



State of Wisconsin • DEPARTMENT OF REVENUE

DIVISION OF STATE AND LOCAL FINANCE • BUREAU OF LOCAL GOVERNMENT SERVICES • 2135 RIMROCK RD MADISON, WI 53713

Mailing Address:
PO Box 8971 #6-97
Madison WI 53708-8971
Fax: (608) 264-6887
lgs@wisconsin.gov

September 13, 2024

SANDY WOOD
TOWN OF GRANT
3768 BLUEBERRY RD
WARRENS WI 54666-8592

Notice of Shared Revenue – 2025 Original Estimate

Notice Information

The Wisconsin Department of Revenue (DOR) is providing the **estimated** shared revenue amounts your local government will receive in 2025 under current state law for county and municipal aid, supplemental county and municipal aid, utility aid and the expenditure restraint incentive program. This does not include adjustments, shown on the July and November payment notices.

District	TOWN OF GRANT	County	MONROE	Co-muni code	41-012
-----------------	---------------	---------------	--------	---------------------	--------

Estimate Information

For an explanation of each aid payment listed below, review the additional information in this notice.

2025 Original Estimate	
1. County and municipal aid	\$24,679.40
2. Utility aid	\$105.50
3. Supplemental county and municipal aid	\$38,943.38
4. Expenditure restraint incentive program	\$0.00
5. Total Estimated 2025 Payments (sum of Lines 1-4)	\$63,728.28

Payment Information

Your local government will receive two distributions in 2025 :

- July 28, 2025: 15% of Line 1, 2, and 3 and 100% of Line 4 (*shown above*)
- November 17, 2025: balance of your 2025 aid payments

County and Municipal Aid

Under state law, the county and municipal aid paid to each county and municipality must be equal to the amount determined in 2012 (sec. 79.036, Wis. Stats.) and adjusted for fallen protective services insurance reimbursement (sec. 79.036(4), Wis. Stats.).

County and Municipal Aid Calculation	
1. Prior year county and municipal aid	\$24,126.28
2. Increase due to sales tax revenue, including adjustments (<i>district changes</i>)	\$554.90
3. Fallen protective services insurance adjustment	-\$1.78
4. Fallen protective services insurance reimbursement (<i>reported to DOR</i>)	\$0.00
5. Total County and Municipal Aid (sum of Lines 1-4)	\$24,679.40

Utility Aid

- Under state law, utility aid is distributed to each county and municipality where tax-exempt utility property is located (sec. 79.04, Wis. Stats.)
- Utility companies report utility property information to DOR annually
- DOR uses the provided information to accurately calculate utility aid (*shown below*)

Utility Aid Calculation	
1. Net book value, <i>as of December 31, 2024 (including expected additions/retirements)</i>	\$35,168.00
2. Total net book value payment	\$105.50
3. Minimum payment	\$0.00
4. Megawatt capacity	0.0
5. Megawatt capacity payment	\$0.00
6. Closed/decommissioned production plant (phased down) payment	\$0.00
7. Subtotal (<i>sum of Lines 2, 3, 5 and 6</i>)	\$105.50
8. Population cap	\$203,150.00
9. Adjusted subtotal (<i>lesser of Line 7 or Line 8</i>)	\$105.50
10. Adjacent site incentive payment	\$0.00
11. Baseload incentive payment	\$0.00
12. Co-generation incentive payment	\$0.00
13. Alternative energy incentive payment	\$0.00
14. Total incentive payments (<i>sum of Lines 10 through 13</i>)	\$0.00
15. Spent nuclear fuel payment	\$0.00
16. Total Utility Aid – this is the utility aid payment listed on the front of the estimate (<i>sum of Lines 9, 14 and 15</i>)	\$105.50

Supplemental County and Municipal Aid

- Under state law, supplemental county and municipal aid paid to each county and municipality is determined by 2023 Wisconsin Act 12 (sec. 79.037, Wis. Stats.)
- For detailed information, review [county and municipal aid spreadsheet](#)

Supplemental County and Municipal Aid Calculation	
1. Prior year supplemental county and municipal aid	\$38,067.82
2. Increase due to sales tax revenue including adjustments (<i>district changes</i>)	\$875.56
3. Total Supplemental County and Municipal Aid (<i>sum of Lines 1 and 2</i>)	\$38,943.38

Expenditure Restraint Incentive Program

- Only municipalities are eligible to receive Expenditure Restraint Incentive Program (ERIP) payments
- Under state law, in 2025, each municipality will receive a payment that is equal to the amount of the payment received by the municipality in 2024 (sec. 79.05(4), Wis. Stats., from 2023 WI Act 12 – notwithstanding subs. (2) and (3))

Contact Information

If you have questions, contact us at lgs@wisconsin.gov, (608) 266-8618 or (608) 261-5167.



State of Wisconsin • DEPARTMENT OF REVENUE

DIVISION OF STATE AND LOCAL FINANCE • BUREAU OF LOCAL GOVERNMENT SERVICES • 2135 RIMROCK RD MADISON, WI 53713

Mailing Address:
PO Box 8971 #6-97
Madison WI 53708-8971
Fax: (608) 264-6887
lgs@wisconsin.gov

September 13, 2024

KATHY VON HADEN
TOWN OF GREENFIELD
P.O. BOX 201
TUNNEL CITY WI 54662-0201

Notice of Shared Revenue – 2025 Original Estimate

Notice Information

The Wisconsin Department of Revenue (DOR) is providing the **estimated** shared revenue amounts your local government will receive in 2025 under current state law for county and municipal aid, supplemental county and municipal aid, utility aid and the expenditure restraint incentive program. This does not include adjustments, shown on the July and November payment notices.

District	TOWN OF GREENFIELD	County	MONROE	Co-muni code	41-014
-----------------	--------------------	---------------	--------	---------------------	--------

Estimate Information

For an explanation of each aid payment listed below, review the additional information in this notice.

2025 Original Estimate	
1. County and municipal aid	\$41,608.08
2. Utility aid	\$608.16
3. Supplemental county and municipal aid	\$42,466.75
4. Expenditure restraint incentive program	\$0.00
5. Total Estimated 2025 Payments (sum of Lines 1-4)	\$84,682.99

Payment Information

Your local government will receive two distributions in 2025 :

- July 28, 2025: 15% of Line 1, 2, and 3 and 100% of Line 4 (*shown above*)
- November 17, 2025: balance of your 2025 aid payments

County and Municipal Aid

Under state law, the county and municipal aid paid to each county and municipality must be equal to the amount determined in 2012 (sec. 79.036, Wis. Stats.) and adjusted for fallen protective services insurance reimbursement (sec. 79.036(4), Wis. Stats.).

County and Municipal Aid Calculation	
1. Prior year county and municipal aid	\$40,675.55
2. Increase due to sales tax revenue, including adjustments (<i>district changes</i>)	\$935.54
3. Fallen protective services insurance adjustment	-\$3.01
4. Fallen protective services insurance reimbursement (<i>reported to DOR</i>)	\$0.00
5. Total County and Municipal Aid (sum of Lines 1-4)	\$41,608.08

Utility Aid

- Under state law, utility aid is distributed to each county and municipality where tax-exempt utility property is located (sec. 79.04, Wis. Stats.)
- Utility companies report utility property information to DOR annually
- DOR uses the provided information to accurately calculate utility aid (*shown below*)

Utility Aid Calculation	
1. Net book value, <i>as of December 31, 2024 (including expected additions/retirements)</i>	\$202,721.00
2. Total net book value payment	\$608.16
3. Minimum payment	\$0.00
4. Megawatt capacity	0.0
5. Megawatt capacity payment	\$0.00
6. Closed/decommissioned production plant (phased down) payment	\$0.00
7. Subtotal (<i>sum of Lines 2, 3, 5 and 6</i>)	\$608.16
8. Population cap	\$286,450.00
9. Adjusted subtotal (<i>lesser of Line 7 or Line 8</i>)	\$608.16
10. Adjacent site incentive payment	\$0.00
11. Baseload incentive payment	\$0.00
12. Co-generation incentive payment	\$0.00
13. Alternative energy incentive payment	\$0.00
14. Total incentive payments (<i>sum of Lines 10 through 13</i>)	\$0.00
15. Spent nuclear fuel payment	\$0.00
16. Total Utility Aid – this is the utility aid payment listed on the front of the estimate (<i>sum of Lines 9, 14 and 15</i>)	\$608.16

Supplemental County and Municipal Aid

- Under state law, supplemental county and municipal aid paid to each county and municipality is determined by 2023 Wisconsin Act 12 (sec. 79.037, Wis. Stats.)
- For detailed information, review [county and municipal aid spreadsheet](#)

Supplemental County and Municipal Aid Calculation	
1. Prior year supplemental county and municipal aid	\$41,511.97
2. Increase due to sales tax revenue including adjustments (<i>district changes</i>)	\$954.78
3. Total Supplemental County and Municipal Aid (<i>sum of Lines 1 and 2</i>)	\$42,466.75

Expenditure Restraint Incentive Program

- Only municipalities are eligible to receive Expenditure Restraint Incentive Program (ERIP) payments
- Under state law, in 2025, each municipality will receive a payment that is equal to the amount of the payment received by the municipality in 2024 (sec. 79.05(4), Wis. Stats., from 2023 WI Act 12 – notwithstanding subs. (2) and (3))

Contact Information

If you have questions, contact us at lgs@wisconsin.gov, (608) 266-8618 or (608) 261-5167.



State of Wisconsin • DEPARTMENT OF REVENUE

DIVISION OF STATE AND LOCAL FINANCE • BUREAU OF LOCAL GOVERNMENT SERVICES • 2135 RIMROCK RD MADISON, WI 53713

Mailing Address:
PO Box 8971 #6-97
Madison WI 53708-8971
Fax: (608) 264-6887
lgs@wisconsin.gov

September 13, 2024

DEB MASHAK-HUNDT
TOWN OF JEFFERSON
29251 OKLEE RD
CASHTON WI 54619-7258

Notice of Shared Revenue – 2025 Original Estimate

Notice Information

The Wisconsin Department of Revenue (DOR) is providing the **estimated** shared revenue amounts your local government will receive in 2025 under current state law for county and municipal aid, supplemental county and municipal aid, utility aid and the expenditure restraint incentive program. This does not include adjustments, shown on the July and November payment notices.

District	TOWN OF JEFFERSON	County	MONROE	Co-muni code	41-016
-----------------	-------------------	---------------	--------	---------------------	--------

Estimate Information

For an explanation of each aid payment listed below, review the additional information in this notice.

2025 Original Estimate	
1. County and municipal aid	\$80,547.33
2. Utility aid	\$477.56
3. Supplemental county and municipal aid	\$45,645.60
4. Expenditure restraint incentive program	\$0.00
5. Total Estimated 2025 Payments (sum of Lines 1-4)	\$126,670.49

Payment Information

Your local government will receive two distributions in 2025 :

- July 28, 2025: 15% of Line 1, 2, and 3 and 100% of Line 4 (*shown above*)
- November 17, 2025: balance of your 2025 aid payments

County and Municipal Aid

Under state law, the county and municipal aid paid to each county and municipality must be equal to the amount determined in 2012 (sec. 79.036, Wis. Stats.) and adjusted for fallen protective services insurance reimbursement (sec. 79.036(4), Wis. Stats.).

County and Municipal Aid Calculation	
1. Prior year county and municipal aid	\$78,742.08
2. Increase due to sales tax revenue, including adjustments (<i>district changes</i>)	\$1,811.07
3. Fallen protective services insurance adjustment	-\$5.82
4. Fallen protective services insurance reimbursement (<i>reported to DOR</i>)	\$0.00
5. Total County and Municipal Aid (sum of Lines 1-4)	\$80,547.33

Utility Aid

- Under state law, utility aid is distributed to each county and municipality where tax-exempt utility property is located (sec. 79.04, Wis. Stats.)
- Utility companies report utility property information to DOR annually
- DOR uses the provided information to accurately calculate utility aid (*shown below*)

Utility Aid Calculation	
1. Net book value, <i>as of December 31, 2024 (including expected additions/retirements)</i>	\$159,185.00
2. Total net book value payment	\$477.56
3. Minimum payment	\$0.00
4. Megawatt capacity	0.0
5. Megawatt capacity payment	\$0.00
6. Closed/decommissioned production plant (phased down) payment	\$0.00
7. Subtotal (<i>sum of Lines 2, 3, 5 and 6</i>)	\$477.56
8. Population cap	\$375,275.00
9. Adjusted subtotal (<i>lesser of Line 7 or Line 8</i>)	\$477.56
10. Adjacent site incentive payment	\$0.00
11. Baseload incentive payment	\$0.00
12. Co-generation incentive payment	\$0.00
13. Alternative energy incentive payment	\$0.00
14. Total incentive payments (<i>sum of Lines 10 through 13</i>)	\$0.00
15. Spent nuclear fuel payment	\$0.00
16. Total Utility Aid – this is the utility aid payment listed on the front of the estimate (<i>sum of Lines 9, 14 and 15</i>)	\$477.56

Supplemental County and Municipal Aid

- Under state law, supplemental county and municipal aid paid to each county and municipality is determined by 2023 Wisconsin Act 12 (sec. 79.037, Wis. Stats.)
- For detailed information, review [county and municipal aid spreadsheet](#)

Supplemental County and Municipal Aid Calculation	
1. Prior year supplemental county and municipal aid	\$44,619.35
2. Increase due to sales tax revenue including adjustments (<i>district changes</i>)	\$1,026.25
3. Total Supplemental County and Municipal Aid (<i>sum of Lines 1 and 2</i>)	\$45,645.60

Expenditure Restraint Incentive Program

- Only municipalities are eligible to receive Expenditure Restraint Incentive Program (ERIP) payments
- Under state law, in 2025, each municipality will receive a payment that is equal to the amount of the payment received by the municipality in 2024 (sec. 79.05(4), Wis. Stats., from 2023 WI Act 12 – notwithstanding subs. (2) and (3))

Contact Information

If you have questions, contact us at lgs@wisconsin.gov, (608) 266-8618 or (608) 261-5167.



State of Wisconsin • DEPARTMENT OF REVENUE

DIVISION OF STATE AND LOCAL FINANCE • BUREAU OF LOCAL GOVERNMENT SERVICES • 2135 RIMROCK RD MADISON, WI 53713

Mailing Address:
PO Box 8971 #6-97
Madison WI 53708-8971
Fax: (608) 264-6887
lgs@wisconsin.gov

September 13, 2024

SUE BUSHMAKER
TOWN OF LA FAYETTE
8904 COUNTY HIGHWAY I
SPARTA WI 54656-6459

Notice of Shared Revenue – 2025 Original Estimate

Notice Information

The Wisconsin Department of Revenue (DOR) is providing the **estimated** shared revenue amounts your local government will receive in 2025 under current state law for county and municipal aid, supplemental county and municipal aid, utility aid and the expenditure restraint incentive program. This does not include adjustments, shown on the July and November payment notices.

District	TOWN OF LA FAYETTE	County	MONROE	Co-muni code	41-018
-----------------	--------------------	---------------	--------	---------------------	--------

Estimate Information

For an explanation of each aid payment listed below, review the additional information in this notice.

2025 Original Estimate	
1. County and municipal aid	\$35,068.13
2. Utility aid	\$8,312.58
3. Supplemental county and municipal aid	\$38,393.30
4. Expenditure restraint incentive program	\$0.00
5. Total Estimated 2025 Payments (sum of Lines 1-4)	\$81,774.01

Payment Information

Your local government will receive two distributions in 2025 :

- July 28, 2025: 15% of Line 1, 2, and 3 and 100% of Line 4 (*shown above*)
- November 17, 2025: balance of your 2025 aid payments

County and Municipal Aid

Under state law, the county and municipal aid paid to each county and municipality must be equal to the amount determined in 2012 (sec. 79.036, Wis. Stats.) and adjusted for fallen protective services insurance reimbursement (sec. 79.036(4), Wis. Stats.).

County and Municipal Aid Calculation	
1. Prior year county and municipal aid	\$34,282.17
2. Increase due to sales tax revenue, including adjustments (<i>district changes</i>)	\$788.49
3. Fallen protective services insurance adjustment	-\$2.53
4. Fallen protective services insurance reimbursement (<i>reported to DOR</i>)	\$0.00
5. Total County and Municipal Aid (sum of Lines 1-4)	\$35,068.13

Utility Aid

- Under state law, utility aid is distributed to each county and municipality where tax-exempt utility property is located (sec. 79.04, Wis. Stats.)
- Utility companies report utility property information to DOR annually
- DOR uses the provided information to accurately calculate utility aid (*shown below*)

Utility Aid Calculation	
1. Net book value, <i>as of December 31, 2024 (including expected additions/retirements)</i>	\$2,770,861.00
2. Total net book value payment	\$8,312.58
3. Minimum payment	\$0.00
4. Megawatt capacity	0.0
5. Megawatt capacity payment	\$0.00
6. Closed/decommissioned production plant (phased down) payment	\$0.00
7. Subtotal (<i>sum of Lines 2, 3, 5 and 6</i>)	\$8,312.58
8. Population cap	\$185,300.00
9. Adjusted subtotal (<i>lesser of Line 7 or Line 8</i>)	\$8,312.58
10. Adjacent site incentive payment	\$0.00
11. Baseload incentive payment	\$0.00
12. Co-generation incentive payment	\$0.00
13. Alternative energy incentive payment	\$0.00
14. Total incentive payments (<i>sum of Lines 10 through 13</i>)	\$0.00
15. Spent nuclear fuel payment	\$0.00
16. Total Utility Aid – this is the utility aid payment listed on the front of the estimate (<i>sum of Lines 9, 14 and 15</i>)	\$8,312.58

Supplemental County and Municipal Aid

- Under state law, supplemental county and municipal aid paid to each county and municipality is determined by 2023 Wisconsin Act 12 (sec. 79.037, Wis. Stats.)
- For detailed information, review [county and municipal aid spreadsheet](#)

Supplemental County and Municipal Aid Calculation	
1. Prior year supplemental county and municipal aid	\$37,530.11
2. Increase due to sales tax revenue including adjustments (<i>district changes</i>)	\$863.19
3. Total Supplemental County and Municipal Aid (<i>sum of Lines 1 and 2</i>)	\$38,393.30

Expenditure Restraint Incentive Program

- Only municipalities are eligible to receive Expenditure Restraint Incentive Program (ERIP) payments
- Under state law, in 2025, each municipality will receive a payment that is equal to the amount of the payment received by the municipality in 2024 (sec. 79.05(4), Wis. Stats., from 2023 WI Act 12 – notwithstanding subs. (2) and (3))

Contact Information

If you have questions, contact us at lgs@wisconsin.gov, (608) 266-8618 or (608) 261-5167.



State of Wisconsin • DEPARTMENT OF REVENUE

DIVISION OF STATE AND LOCAL FINANCE • BUREAU OF LOCAL GOVERNMENT SERVICES • 2135 RIMROCK RD MADISON, WI 53713

Mailing Address:
PO Box 8971 #6-97
Madison WI 53708-8971
Fax: (608) 264-6887
lgs@wisconsin.gov

September 13, 2024

WENDY VON HADEN
TOWN OF LA GRANGE
22731 FLINT AVE
TOMAH WI 54660

Notice of Shared Revenue – 2025 Original Estimate

Notice Information

The Wisconsin Department of Revenue (DOR) is providing the **estimated** shared revenue amounts your local government will receive in 2025 under current state law for county and municipal aid, supplemental county and municipal aid, utility aid and the expenditure restraint incentive program. This does not include adjustments, shown on the July and November payment notices.

District	TOWN OF LA GRANGE	County	MONROE	Co-muni code	41-020
-----------------	-------------------	---------------	--------	---------------------	--------

Estimate Information

For an explanation of each aid payment listed below, review the additional information in this notice.

2025 Original Estimate	
1. County and municipal aid	\$31,910.71
2. Utility aid	\$4,393.49
3. Supplemental county and municipal aid	\$64,154.17
4. Expenditure restraint incentive program	\$0.00
5. Total Estimated 2025 Payments (sum of Lines 1-4)	\$100,458.37

Payment Information

Your local government will receive two distributions in 2025 :

- July 28, 2025: 15% of Line 1, 2, and 3 and 100% of Line 4 (*shown above*)
- November 17, 2025: balance of your 2025 aid payments

County and Municipal Aid

Under state law, the county and municipal aid paid to each county and municipality must be equal to the amount determined in 2012 (sec. 79.036, Wis. Stats.) and adjusted for fallen protective services insurance reimbursement (sec. 79.036(4), Wis. Stats.).

County and Municipal Aid Calculation	
1. Prior year county and municipal aid	\$31,195.52
2. Increase due to sales tax revenue, including adjustments (<i>district changes</i>)	\$717.50
3. Fallen protective services insurance adjustment	-\$2.31
4. Fallen protective services insurance reimbursement (<i>reported to DOR</i>)	\$0.00
5. Total County and Municipal Aid (sum of Lines 1-4)	\$31,910.71

Utility Aid

- Under state law, utility aid is distributed to each county and municipality where tax-exempt utility property is located (sec. 79.04, Wis. Stats.)
- Utility companies report utility property information to DOR annually
- DOR uses the provided information to accurately calculate utility aid (*shown below*)

Utility Aid Calculation	
1. Net book value, as of December 31, 2024 (including expected additions/retirements)	\$1,464,496.00
2. Total net book value payment	\$4,393.49
3. Minimum payment	\$0.00
4. Megawatt capacity	0.0
5. Megawatt capacity payment	\$0.00
6. Closed/decommissioned production plant (phased down) payment	\$0.00
7. Subtotal (sum of Lines 2, 3, 5 and 6)	\$4,393.49
8. Population cap	\$833,000.00
9. Adjusted subtotal (lesser of Line 7 or Line 8)	\$4,393.49
10. Adjacent site incentive payment	\$0.00
11. Baseload incentive payment	\$0.00
12. Co-generation incentive payment	\$0.00
13. Alternative energy incentive payment	\$0.00
14. Total incentive payments (sum of Lines 10 through 13)	\$0.00
15. Spent nuclear fuel payment	\$0.00
16. Total Utility Aid – this is the utility aid payment listed on the front of the estimate (sum of Lines 9, 14 and 15)	\$4,393.49

Supplemental County and Municipal Aid

- Under state law, supplemental county and municipal aid paid to each county and municipality is determined by 2023 Wisconsin Act 12 (sec. 79.037, Wis. Stats.)
- For detailed information, review [county and municipal aid spreadsheet](#)

Supplemental County and Municipal Aid Calculation	
1. Prior year supplemental county and municipal aid	\$62,711.80
2. Increase due to sales tax revenue including adjustments (district changes)	\$1,442.37
3. Total Supplemental County and Municipal Aid (sum of Lines 1 and 2)	\$64,154.17

Expenditure Restraint Incentive Program

- Only municipalities are eligible to receive Expenditure Restraint Incentive Program (ERIP) payments
- Under state law, in 2025, each municipality will receive a payment that is equal to the amount of the payment received by the municipality in 2024 (sec. 79.05(4), Wis. Stats., from 2023 WI Act 12 – notwithstanding subs. (2) and (3))

Contact Information

If you have questions, contact us at lgs@wisconsin.gov, (608) 266-8618 or (608) 261-5167.



State of Wisconsin • DEPARTMENT OF REVENUE

DIVISION OF STATE AND LOCAL FINANCE • BUREAU OF LOCAL GOVERNMENT SERVICES • 2135 RIMROCK RD MADISON, WI 53713

Mailing Address:
PO Box 8971 #6-97
Madison WI 53708-8971
Fax: (608) 264-6887
lgs@wisconsin.gov

September 13, 2024

KRISTY BROWN
TOWN OF LEON
8108 JACKRABBIT AVE
SPARTA WI 54656-3207

Notice of Shared Revenue – 2025 Original Estimate

Notice Information

The Wisconsin Department of Revenue (DOR) is providing the **estimated** shared revenue amounts your local government will receive in 2025 under current state law for county and municipal aid, supplemental county and municipal aid, utility aid and the expenditure restraint incentive program. This does not include adjustments, shown on the July and November payment notices.

District	TOWN OF LEON	County	MONROE	Co-muni code	41-022
-----------------	--------------	---------------	--------	---------------------	--------

Estimate Information

For an explanation of each aid payment listed below, review the additional information in this notice.

2025 Original Estimate	
1. County and municipal aid	\$66,922.67
2. Utility aid	\$179.39
3. Supplemental county and municipal aid	\$50,524.12
4. Expenditure restraint incentive program	\$0.00
5. Total Estimated 2025 Payments (sum of Lines 1-4)	\$117,626.18

Payment Information

Your local government will receive two distributions in 2025 :

- July 28, 2025: 15% of Line 1, 2, and 3 and 100% of Line 4 (*shown above*)
- November 17, 2025: balance of your 2025 aid payments

County and Municipal Aid

Under state law, the county and municipal aid paid to each county and municipality must be equal to the amount determined in 2012 (sec. 79.036, Wis. Stats.) and adjusted for fallen protective services insurance reimbursement (sec. 79.036(4), Wis. Stats.).

County and Municipal Aid Calculation	
1. Prior year county and municipal aid	\$65,422.79
2. Increase due to sales tax revenue, including adjustments (<i>district changes</i>)	\$1,504.72
3. Fallen protective services insurance adjustment	-\$4.84
4. Fallen protective services insurance reimbursement (<i>reported to DOR</i>)	\$0.00
5. Total County and Municipal Aid (sum of Lines 1-4)	\$66,922.67

Utility Aid

- Under state law, utility aid is distributed to each county and municipality where tax-exempt utility property is located (sec. 79.04, Wis. Stats.)
- Utility companies report utility property information to DOR annually
- DOR uses the provided information to accurately calculate utility aid (*shown below*)

Utility Aid Calculation	
1. Net book value, <i>as of December 31, 2024 (including expected additions/retirements)</i>	\$59,796.00
2. Total net book value payment	\$179.39
3. Minimum payment	\$0.00
4. Megawatt capacity	0.0
5. Megawatt capacity payment	\$0.00
6. Closed/decommissioned production plant (phased down) payment	\$0.00
7. Subtotal (<i>sum of Lines 2, 3, 5 and 6</i>)	\$179.39
8. Population cap	\$493,425.00
9. Adjusted subtotal (<i>lesser of Line 7 or Line 8</i>)	\$179.39
10. Adjacent site incentive payment	\$0.00
11. Baseload incentive payment	\$0.00
12. Co-generation incentive payment	\$0.00
13. Alternative energy incentive payment	\$0.00
14. Total incentive payments (<i>sum of Lines 10 through 13</i>)	\$0.00
15. Spent nuclear fuel payment	\$0.00
16. Total Utility Aid – this is the utility aid payment listed on the front of the estimate (<i>sum of Lines 9, 14 and 15</i>)	\$179.39

Supplemental County and Municipal Aid

- Under state law, supplemental county and municipal aid paid to each county and municipality is determined by 2023 Wisconsin Act 12 (sec. 79.037, Wis. Stats.)
- For detailed information, review [county and municipal aid spreadsheet](#)

Supplemental County and Municipal Aid Calculation	
1. Prior year supplemental county and municipal aid	\$49,388.19
2. Increase due to sales tax revenue including adjustments (<i>district changes</i>)	\$1,135.93
3. Total Supplemental County and Municipal Aid (<i>sum of Lines 1 and 2</i>)	\$50,524.12

Expenditure Restraint Incentive Program

- Only municipalities are eligible to receive Expenditure Restraint Incentive Program (ERIP) payments
- Under state law, in 2025, each municipality will receive a payment that is equal to the amount of the payment received by the municipality in 2024 (sec. 79.05(4), Wis. Stats., from 2023 WI Act 12 – notwithstanding subs. (2) and (3))

Contact Information

If you have questions, contact us at lgs@wisconsin.gov, (608) 266-8618 or (608) 261-5167.



State of Wisconsin • DEPARTMENT OF REVENUE

DIVISION OF STATE AND LOCAL FINANCE • BUREAU OF LOCAL GOVERNMENT SERVICES • 2135 RIMROCK RD MADISON, WI 53713

Mailing Address:
PO Box 8971 #6-97
Madison WI 53708-8971
Fax: (608) 264-6887
lgs@wisconsin.gov

September 13, 2024

LYNDA CALLAWAY
TOWN OF LINCOLN
PO BOX 98
WARRENS WI 54666-6512

Notice of Shared Revenue – 2025 Original Estimate

Notice Information

The Wisconsin Department of Revenue (DOR) is providing the **estimated** shared revenue amounts your local government will receive in 2025 under current state law for county and municipal aid, supplemental county and municipal aid, utility aid and the expenditure restraint incentive program. This does not include adjustments, shown on the July and November payment notices.

District	TOWN OF LINCOLN	County	MONROE	Co-muni code	41-024
-----------------	-----------------	---------------	--------	---------------------	--------

Estimate Information

For an explanation of each aid payment listed below, review the additional information in this notice.

2025 Original Estimate	
1. County and municipal aid	\$17,305.40
2. Utility aid	\$2,817.29
3. Supplemental county and municipal aid	\$44,442.87
4. Expenditure restraint incentive program	\$0.00
5. Total Estimated 2025 Payments (sum of Lines 1-4)	\$64,565.56

Payment Information

Your local government will receive two distributions in 2025 :

- July 28, 2025: 15% of Line 1, 2, and 3 and 100% of Line 4 (*shown above*)
- November 17, 2025: balance of your 2025 aid payments

County and Municipal Aid

Under state law, the county and municipal aid paid to each county and municipality must be equal to the amount determined in 2012 (sec. 79.036, Wis. Stats.) and adjusted for fallen protective services insurance reimbursement (sec. 79.036(4), Wis. Stats.).

County and Municipal Aid Calculation	
1. Prior year county and municipal aid	\$16,917.55
2. Increase due to sales tax revenue, including adjustments (<i>district changes</i>)	\$389.10
3. Fallen protective services insurance adjustment	-\$1.25
4. Fallen protective services insurance reimbursement (<i>reported to DOR</i>)	\$0.00
5. Total County and Municipal Aid (sum of Lines 1-4)	\$17,305.40

Utility Aid

- Under state law, utility aid is distributed to each county and municipality where tax-exempt utility property is located (sec. 79.04, Wis. Stats.)
- Utility companies report utility property information to DOR annually
- DOR uses the provided information to accurately calculate utility aid (*shown below*)

Utility Aid Calculation	
1. Net book value, as of December 31, 2024 (including expected additions/retirements)	\$939,096.00
2. Total net book value payment	\$2,817.29
3. Minimum payment	\$0.00
4. Megawatt capacity	0.0
5. Megawatt capacity payment	\$0.00
6. Closed/decommissioned production plant (phased down) payment	\$0.00
7. Subtotal (sum of Lines 2, 3, 5 and 6)	\$2,817.29
8. Population cap	\$336,175.00
9. Adjusted subtotal (lesser of Line 7 or Line 8)	\$2,817.29
10. Adjacent site incentive payment	\$0.00
11. Baseload incentive payment	\$0.00
12. Co-generation incentive payment	\$0.00
13. Alternative energy incentive payment	\$0.00
14. Total incentive payments (sum of Lines 10 through 13)	\$0.00
15. Spent nuclear fuel payment	\$0.00
16. Total Utility Aid – this is the utility aid payment listed on the front of the estimate (sum of Lines 9, 14 and 15)	\$2,817.29

Supplemental County and Municipal Aid

- Under state law, supplemental county and municipal aid paid to each county and municipality is determined by 2023 Wisconsin Act 12 (sec. 79.037, Wis. Stats.)
- For detailed information, review [county and municipal aid spreadsheet](#)

Supplemental County and Municipal Aid Calculation	
1. Prior year supplemental county and municipal aid	\$43,443.67
2. Increase due to sales tax revenue including adjustments (<i>district changes</i>)	\$999.20
3. Total Supplemental County and Municipal Aid (sum of Lines 1 and 2)	\$44,442.87

Expenditure Restraint Incentive Program

- Only municipalities are eligible to receive Expenditure Restraint Incentive Program (ERIP) payments
- Under state law, in 2025, each municipality will receive a payment that is equal to the amount of the payment received by the municipality in 2024 (sec. 79.05(4), Wis. Stats., from 2023 WI Act 12 – notwithstanding subs. (2) and (3))

Contact Information

If you have questions, contact us at lgs@wisconsin.gov, (608) 266-8618 or (608) 261-5167.



State of Wisconsin • DEPARTMENT OF REVENUE

DIVISION OF STATE AND LOCAL FINANCE • BUREAU OF LOCAL GOVERNMENT SERVICES • 2135 RIMROCK RD MADISON, WI 53713

Mailing Address:
PO Box 8971 #6-97
Madison WI 53708-8971
Fax: (608) 264-6887
lgs@wisconsin.gov

September 13, 2024

CASSIE SCHOBER
TOWN OF LITTLE FALLS
4124 COUNTY HWY I
SPARTA WI 54656-4603

Notice of Shared Revenue – 2025 Original Estimate

Notice Information

The Wisconsin Department of Revenue (DOR) is providing the **estimated** shared revenue amounts your local government will receive in 2025 under current state law for county and municipal aid, supplemental county and municipal aid, utility aid and the expenditure restraint incentive program. This does not include adjustments, shown on the July and November payment notices.

District	TOWN OF LITTLE FALLS	County	MONROE	Co-muni code	41-026
-----------------	----------------------	---------------	--------	---------------------	--------

Estimate Information

For an explanation of each aid payment listed below, review the additional information in this notice.

2025 Original Estimate	
1. County and municipal aid	\$43,652.35
2. Utility aid	\$2,558.60
3. Supplemental county and municipal aid	\$57,169.18
4. Expenditure restraint incentive program	\$0.00
5. Total Estimated 2025 Payments (sum of Lines 1-4)	\$103,380.13

Payment Information

Your local government will receive two distributions in 2025 :

- July 28, 2025: 15% of Line 1, 2, and 3 and 100% of Line 4 (*shown above*)
- November 17, 2025: balance of your 2025 aid payments

County and Municipal Aid

Under state law, the county and municipal aid paid to each county and municipality must be equal to the amount determined in 2012 (sec. 79.036, Wis. Stats.) and adjusted for fallen protective services insurance reimbursement (sec. 79.036(4), Wis. Stats.).

County and Municipal Aid Calculation	
1. Prior year county and municipal aid	\$42,674.00
2. Increase due to sales tax revenue, including adjustments (<i>district changes</i>)	\$981.50
3. Fallen protective services insurance adjustment	-\$3.15
4. Fallen protective services insurance reimbursement (<i>reported to DOR</i>)	\$0.00
5. Total County and Municipal Aid (sum of Lines 1-4)	\$43,652.35

Utility Aid

- Under state law, utility aid is distributed to each county and municipality where tax-exempt utility property is located (sec. 79.04, Wis. Stats.)
- Utility companies report utility property information to DOR annually
- DOR uses the provided information to accurately calculate utility aid (*shown below*)

Utility Aid Calculation	
1. Net book value, <i>as of December 31, 2024 (including expected additions/retirements)</i>	\$852,867.00
2. Total net book value payment	\$2,558.60
3. Minimum payment	\$0.00
4. Megawatt capacity	0.0
5. Megawatt capacity payment	\$0.00
6. Closed/decommissioned production plant (phased down) payment	\$0.00
7. Subtotal (<i>sum of Lines 2, 3, 5 and 6</i>)	\$2,558.60
8. Population cap	\$666,825.00
9. Adjusted subtotal (<i>lesser of Line 7 or Line 8</i>)	\$2,558.60
10. Adjacent site incentive payment	\$0.00
11. Baseload incentive payment	\$0.00
12. Co-generation incentive payment	\$0.00
13. Alternative energy incentive payment	\$0.00
14. Total incentive payments (<i>sum of Lines 10 through 13</i>)	\$0.00
15. Spent nuclear fuel payment	\$0.00
16. Total Utility Aid – this is the utility aid payment listed on the front of the estimate (<i>sum of Lines 9, 14 and 15</i>)	\$2,558.60

Supplemental County and Municipal Aid

- Under state law, supplemental county and municipal aid paid to each county and municipality is determined by 2023 Wisconsin Act 12 (sec. 79.037, Wis. Stats.)
- For detailed information, review [county and municipal aid spreadsheet](#)

Supplemental County and Municipal Aid Calculation	
1. Prior year supplemental county and municipal aid	\$55,883.85
2. Increase due to sales tax revenue including adjustments (<i>district changes</i>)	\$1,285.33
3. Total Supplemental County and Municipal Aid (<i>sum of Lines 1 and 2</i>)	\$57,169.18

Expenditure Restraint Incentive Program

- Only municipalities are eligible to receive Expenditure Restraint Incentive Program (ERIP) payments
- Under state law, in 2025, each municipality will receive a payment that is equal to the amount of the payment received by the municipality in 2024 (sec. 79.05(4), Wis. Stats., from 2023 WI Act 12 – notwithstanding subs. (2) and (3))

Contact Information

If you have questions, contact us at lgs@wisconsin.gov, (608) 266-8618 or (608) 261-5167.



State of Wisconsin • DEPARTMENT OF REVENUE

DIVISION OF STATE AND LOCAL FINANCE • BUREAU OF LOCAL GOVERNMENT SERVICES • 2135 RIMROCK RD MADISON, WI 53713

Mailing Address:
PO Box 8971 #6-97
Madison WI 53708-8971
Fax: (608) 264-6887
lgs@wisconsin.gov

September 13, 2024

LISA GREEN
TOWN OF NEW LYME
2614 COUNTY HWY S
SPARTA WI 54656-6585

Notice of Shared Revenue – 2025 Original Estimate

Notice Information

The Wisconsin Department of Revenue (DOR) is providing the **estimated** shared revenue amounts your local government will receive in 2025 under current state law for county and municipal aid, supplemental county and municipal aid, utility aid and the expenditure restraint incentive program. This does not include adjustments, shown on the July and November payment notices.

District	TOWN OF NEW LYME	County	MONROE	Co-muni code	41-028
-----------------	------------------	---------------	--------	---------------------	--------

Estimate Information

For an explanation of each aid payment listed below, review the additional information in this notice.

2025 Original Estimate	
1. County and municipal aid	\$12,372.71
2. Utility aid	\$0.00
3. Supplemental county and municipal aid	\$34,077.92
4. Expenditure restraint incentive program	\$0.00
5. Total Estimated 2025 Payments (sum of Lines 1-4)	\$46,450.63

Payment Information

Your local government will receive two distributions in 2025 :

- July 28, 2025: 15% of Line 1, 2, and 3 and 100% of Line 4 (*shown above*)
- November 17, 2025: balance of your 2025 aid payments

County and Municipal Aid

Under state law, the county and municipal aid paid to each county and municipality must be equal to the amount determined in 2012 (sec. 79.036, Wis. Stats.) and adjusted for fallen protective services insurance reimbursement (sec. 79.036(4), Wis. Stats.).

County and Municipal Aid Calculation	
1. Prior year county and municipal aid	\$12,095.41
2. Increase due to sales tax revenue, including adjustments (<i>district changes</i>)	\$278.19
3. Fallen protective services insurance adjustment	-\$0.89
4. Fallen protective services insurance reimbursement (<i>reported to DOR</i>)	\$0.00
5. Total County and Municipal Aid (sum of Lines 1-4)	\$12,372.71

Utility Aid

- Under state law, utility aid is distributed to each county and municipality where tax-exempt utility property is located (sec. 79.04, Wis. Stats.)
- Utility companies report utility property information to DOR annually
- DOR uses the provided information to accurately calculate utility aid (*shown below*)

Utility Aid Calculation	
1. Net book value, <i>as of December 31, 2024 (including expected additions/retirements)</i>	\$0.00
2. Total net book value payment	\$0.00
3. Minimum payment	\$0.00
4. Megawatt capacity	0.0
5. Megawatt capacity payment	\$0.00
6. Closed/decommissioned production plant (phased down) payment	\$0.00
7. Subtotal (<i>sum of Lines 2, 3, 5 and 6</i>)	\$0.00
8. Population cap	\$84,150.00
9. Adjusted subtotal (<i>lesser of Line 7 or Line 8</i>)	\$0.00
10. Adjacent site incentive payment	\$0.00
11. Baseload incentive payment	\$0.00
12. Co-generation incentive payment	\$0.00
13. Alternative energy incentive payment	\$0.00
14. Total incentive payments (<i>sum of Lines 10 through 13</i>)	\$0.00
15. Spent nuclear fuel payment	\$0.00
16. Total Utility Aid – this is the utility aid payment listed on the front of the estimate (<i>sum of Lines 9, 14 and 15</i>)	\$0.00

Supplemental County and Municipal Aid

- Under state law, supplemental county and municipal aid paid to each county and municipality is determined by 2023 Wisconsin Act 12 (sec. 79.037, Wis. Stats.)
- For detailed information, review [county and municipal aid spreadsheet](#)

Supplemental County and Municipal Aid Calculation	
1. Prior year supplemental county and municipal aid	\$33,311.75
2. Increase due to sales tax revenue including adjustments (<i>district changes</i>)	\$766.17
3. Total Supplemental County and Municipal Aid (<i>sum of Lines 1 and 2</i>)	\$34,077.92

Expenditure Restraint Incentive Program

- Only municipalities are eligible to receive Expenditure Restraint Incentive Program (ERIP) payments
- Under state law, in 2025, each municipality will receive a payment that is equal to the amount of the payment received by the municipality in 2024 (sec. 79.05(4), Wis. Stats., from 2023 WI Act 12 – notwithstanding subs. (2) and (3))

Contact Information

If you have questions, contact us at lgs@wisconsin.gov, (608) 266-8618 or (608) 261-5167.



State of Wisconsin • DEPARTMENT OF REVENUE

DIVISION OF STATE AND LOCAL FINANCE • BUREAU OF LOCAL GOVERNMENT SERVICES • 2135 RIMROCK RD MADISON, WI 53713

Mailing Address:
PO Box 8971 #6-97
Madison WI 53708-8971
Fax: (608) 264-6887
lgs@wisconsin.gov

September 13, 2024

ALEX WILSON
TOWN OF OAKDALE
PO BOX 37
OAKDALE WI 54649

Notice of Shared Revenue – 2025 Original Estimate

Notice Information

The Wisconsin Department of Revenue (DOR) is providing the **estimated** shared revenue amounts your local government will receive in 2025 under current state law for county and municipal aid, supplemental county and municipal aid, utility aid and the expenditure restraint incentive program. This does not include adjustments, shown on the July and November payment notices.

District	TOWN OF OAKDALE	County	MONROE	Co-muni code	41-030
-----------------	-----------------	---------------	--------	---------------------	--------

Estimate Information

For an explanation of each aid payment listed below, review the additional information in this notice.

2025 Original Estimate	
1. County and municipal aid	\$75,319.60
2. Utility aid	\$3,521.37
3. Supplemental county and municipal aid	\$43,686.83
4. Expenditure restraint incentive program	\$0.00
5. Total Estimated 2025 Payments (sum of Lines 1-4)	\$122,527.80

Payment Information

Your local government will receive two distributions in 2025 :

- July 28, 2025: 15% of Line 1, 2, and 3 and 100% of Line 4 (*shown above*)
- November 17, 2025: balance of your 2025 aid payments

County and Municipal Aid

Under state law, the county and municipal aid paid to each county and municipality must be equal to the amount determined in 2012 (sec. 79.036, Wis. Stats.) and adjusted for fallen protective services insurance reimbursement (sec. 79.036(4), Wis. Stats.).

County and Municipal Aid Calculation	
1. Prior year county and municipal aid	\$73,631.52
2. Increase due to sales tax revenue, including adjustments (<i>district changes</i>)	\$1,693.52
3. Fallen protective services insurance adjustment	-\$5.44
4. Fallen protective services insurance reimbursement (<i>reported to DOR</i>)	\$0.00
5. Total County and Municipal Aid (sum of Lines 1-4)	\$75,319.60

Utility Aid

- Under state law, utility aid is distributed to each county and municipality where tax-exempt utility property is located (sec. 79.04, Wis. Stats.)
- Utility companies report utility property information to DOR annually
- DOR uses the provided information to accurately calculate utility aid (*shown below*)

Utility Aid Calculation	
1. Net book value, as of December 31, 2024 (including expected additions/retirements)	\$1,173,791.00
2. Total net book value payment	\$3,521.37
3. Minimum payment	\$0.00
4. Megawatt capacity	0.0
5. Megawatt capacity payment	\$0.00
6. Closed/decommissioned production plant (phased down) payment	\$0.00
7. Subtotal (sum of Lines 2, 3, 5 and 6)	\$3,521.37
8. Population cap	\$323,000.00
9. Adjusted subtotal (lesser of Line 7 or Line 8)	\$3,521.37
10. Adjacent site incentive payment	\$0.00
11. Baseload incentive payment	\$0.00
12. Co-generation incentive payment	\$0.00
13. Alternative energy incentive payment	\$0.00
14. Total incentive payments (sum of Lines 10 through 13)	\$0.00
15. Spent nuclear fuel payment	\$0.00
16. Total Utility Aid – this is the utility aid payment listed on the front of the estimate (sum of Lines 9, 14 and 15)	\$3,521.37

Supplemental County and Municipal Aid

- Under state law, supplemental county and municipal aid paid to each county and municipality is determined by 2023 Wisconsin Act 12 (sec. 79.037, Wis. Stats.)
- For detailed information, review [county and municipal aid spreadsheet](#)

Supplemental County and Municipal Aid Calculation	
1. Prior year supplemental county and municipal aid	\$42,704.62
2. Increase due to sales tax revenue including adjustments (district changes)	\$982.21
3. Total Supplemental County and Municipal Aid (sum of Lines 1 and 2)	\$43,686.83

Expenditure Restraint Incentive Program

- Only municipalities are eligible to receive Expenditure Restraint Incentive Program (ERIP) payments
- Under state law, in 2025, each municipality will receive a payment that is equal to the amount of the payment received by the municipality in 2024 (sec. 79.05(4), Wis. Stats., from 2023 WI Act 12 – notwithstanding subs. (2) and (3))

Contact Information

If you have questions, contact us at lgs@wisconsin.gov, (608) 266-8618 or (608) 261-5167.



State of Wisconsin • DEPARTMENT OF REVENUE

DIVISION OF STATE AND LOCAL FINANCE • BUREAU OF LOCAL GOVERNMENT SERVICES • 2135 RIMROCK RD MADISON, WI 53713

Mailing Address:
PO Box 8971 #6-97
Madison WI 53708-8971
Fax: (608) 264-6887
lgs@wisconsin.gov

September 13, 2024

AMY BRUEGGEN
TOWN OF PORTLAND
PO BOX 262
CASHTON WI 54619

Notice of Shared Revenue – 2025 Original Estimate

Notice Information

The Wisconsin Department of Revenue (DOR) is providing the **estimated** shared revenue amounts your local government will receive in 2025 under current state law for county and municipal aid, supplemental county and municipal aid, utility aid and the expenditure restraint incentive program. This does not include adjustments, shown on the July and November payment notices.

District	TOWN OF PORTLAND	County	MONROE	Co-muni code	41-032
-----------------	------------------	---------------	--------	---------------------	--------

Estimate Information

For an explanation of each aid payment listed below, review the additional information in this notice.

2025 Original Estimate	
1. County and municipal aid	\$54,865.34
2. Utility aid	\$2,425.83
3. Supplemental county and municipal aid	\$45,181.70
4. Expenditure restraint incentive program	\$0.00
5. Total Estimated 2025 Payments (sum of Lines 1-4)	\$102,472.87

Payment Information

Your local government will receive two distributions in 2025 :

- July 28, 2025: 15% of Line 1, 2, and 3 and 100% of Line 4 (*shown above*)
- November 17, 2025: balance of your 2025 aid payments

County and Municipal Aid

Under state law, the county and municipal aid paid to each county and municipality must be equal to the amount determined in 2012 (sec. 79.036, Wis. Stats.) and adjusted for fallen protective services insurance reimbursement (sec. 79.036(4), Wis. Stats.).

County and Municipal Aid Calculation	
1. Prior year county and municipal aid	\$53,635.68
2. Increase due to sales tax revenue, including adjustments (<i>district changes</i>)	\$1,233.62
3. Fallen protective services insurance adjustment	-\$3.96
4. Fallen protective services insurance reimbursement (<i>reported to DOR</i>)	\$0.00
5. Total County and Municipal Aid (sum of Lines 1-4)	\$54,865.34

Utility Aid

- Under state law, utility aid is distributed to each county and municipality where tax-exempt utility property is located (sec. 79.04, Wis. Stats.)
- Utility companies report utility property information to DOR annually
- DOR uses the provided information to accurately calculate utility aid (*shown below*)

Utility Aid Calculation	
1. Net book value, <i>as of December 31, 2024 (including expected additions/retirements)</i>	\$808,610.00
2. Total net book value payment	\$2,425.83
3. Minimum payment	\$0.00
4. Megawatt capacity	0.0
5. Megawatt capacity payment	\$0.00
6. Closed/decommissioned production plant (phased down) payment	\$0.00
7. Subtotal (<i>sum of Lines 2, 3, 5 and 6</i>)	\$2,425.83
8. Population cap	\$363,800.00
9. Adjusted subtotal (<i>lesser of Line 7 or Line 8</i>)	\$2,425.83
10. Adjacent site incentive payment	\$0.00
11. Baseload incentive payment	\$0.00
12. Co-generation incentive payment	\$0.00
13. Alternative energy incentive payment	\$0.00
14. Total incentive payments (<i>sum of Lines 10 through 13</i>)	\$0.00
15. Spent nuclear fuel payment	\$0.00
16. Total Utility Aid – this is the utility aid payment listed on the front of the estimate (<i>sum of Lines 9, 14 and 15</i>)	\$2,425.83

Supplemental County and Municipal Aid

- Under state law, supplemental county and municipal aid paid to each county and municipality is determined by 2023 Wisconsin Act 12 (sec. 79.037, Wis. Stats.)
- For detailed information, review [county and municipal aid spreadsheet](#)

Supplemental County and Municipal Aid Calculation	
1. Prior year supplemental county and municipal aid	\$44,165.88
2. Increase due to sales tax revenue including adjustments (<i>district changes</i>)	\$1,015.82
3. Total Supplemental County and Municipal Aid (<i>sum of Lines 1 and 2</i>)	\$45,181.70

Expenditure Restraint Incentive Program

- Only municipalities are eligible to receive Expenditure Restraint Incentive Program (ERIP) payments
- Under state law, in 2025, each municipality will receive a payment that is equal to the amount of the payment received by the municipality in 2024 (sec. 79.05(4), Wis. Stats., from 2023 WI Act 12 – notwithstanding subs. (2) and (3))

Contact Information

If you have questions, contact us at lgs@wisconsin.gov, (608) 266-8618 or (608) 261-5167.



State of Wisconsin • DEPARTMENT OF REVENUE

DIVISION OF STATE AND LOCAL FINANCE • BUREAU OF LOCAL GOVERNMENT SERVICES • 2135 RIMROCK RD MADISON, WI 53713

Mailing Address:
PO Box 8971 #6-97
Madison WI 53708-8971
Fax: (608) 264-6887
lgs@wisconsin.gov

September 13, 2024

RITA WILLIAMS
TOWN OF RIDGEVILLE
P.O. BOX 187
NORWALK WI 54648-0187

Notice of Shared Revenue – 2025 Original Estimate

Notice Information

The Wisconsin Department of Revenue (DOR) is providing the **estimated** shared revenue amounts your local government will receive in 2025 under current state law for county and municipal aid, supplemental county and municipal aid, utility aid and the expenditure restraint incentive program. This does not include adjustments, shown on the July and November payment notices.

District	TOWN OF RIDGEVILLE	County	MONROE	Co-muni code	41-034
-----------------	--------------------	---------------	--------	---------------------	--------

Estimate Information

For an explanation of each aid payment listed below, review the additional information in this notice.

2025 Original Estimate	
1. County and municipal aid	\$38,043.05
2. Utility aid	\$0.00
3. Supplemental county and municipal aid	\$38,994.94
4. Expenditure restraint incentive program	\$0.00
5. Total Estimated 2025 Payments (sum of Lines 1-4)	\$77,037.99

Payment Information

Your local government will receive two distributions in 2025 :

- July 28, 2025: 15% of Line 1, 2, and 3 and 100% of Line 4 (*shown above*)
- November 17, 2025: balance of your 2025 aid payments

County and Municipal Aid

Under state law, the county and municipal aid paid to each county and municipality must be equal to the amount determined in 2012 (sec. 79.036, Wis. Stats.) and adjusted for fallen protective services insurance reimbursement (sec. 79.036(4), Wis. Stats.).

County and Municipal Aid Calculation	
1. Prior year county and municipal aid	\$37,190.42
2. Increase due to sales tax revenue, including adjustments (<i>district changes</i>)	\$855.38
3. Fallen protective services insurance adjustment	-\$2.75
4. Fallen protective services insurance reimbursement (<i>reported to DOR</i>)	\$0.00
5. Total County and Municipal Aid (sum of Lines 1-4)	\$38,043.05

Utility Aid

- Under state law, utility aid is distributed to each county and municipality where tax-exempt utility property is located (sec. 79.04, Wis. Stats.)
- Utility companies report utility property information to DOR annually
- DOR uses the provided information to accurately calculate utility aid (*shown below*)

Utility Aid Calculation	
1. Net book value, <i>as of December 31, 2024 (including expected additions/retirements)</i>	\$0.00
2. Total net book value payment	\$0.00
3. Minimum payment	\$0.00
4. Megawatt capacity	0.0
5. Megawatt capacity payment	\$0.00
6. Closed/decommissioned production plant (phased down) payment	\$0.00
7. Subtotal (<i>sum of Lines 2, 3, 5 and 6</i>)	\$0.00
8. Population cap	\$207,400.00
9. Adjusted subtotal (<i>lesser of Line 7 or Line 8</i>)	\$0.00
10. Adjacent site incentive payment	\$0.00
11. Baseload incentive payment	\$0.00
12. Co-generation incentive payment	\$0.00
13. Alternative energy incentive payment	\$0.00
14. Total incentive payments (<i>sum of Lines 10 through 13</i>)	\$0.00
15. Spent nuclear fuel payment	\$0.00
16. Total Utility Aid – this is the utility aid payment listed on the front of the estimate (<i>sum of Lines 9, 14 and 15</i>)	\$0.00

Supplemental County and Municipal Aid

- Under state law, supplemental county and municipal aid paid to each county and municipality is determined by 2023 Wisconsin Act 12 (sec. 79.037, Wis. Stats.)
- For detailed information, review [county and municipal aid spreadsheet](#)

Supplemental County and Municipal Aid Calculation	
1. Prior year supplemental county and municipal aid	\$38,118.22
2. Increase due to sales tax revenue including adjustments (<i>district changes</i>)	\$876.72
3. Total Supplemental County and Municipal Aid (<i>sum of Lines 1 and 2</i>)	\$38,994.94

Expenditure Restraint Incentive Program

- Only municipalities are eligible to receive Expenditure Restraint Incentive Program (ERIP) payments
- Under state law, in 2025, each municipality will receive a payment that is equal to the amount of the payment received by the municipality in 2024 (sec. 79.05(4), Wis. Stats., from 2023 WI Act 12 – notwithstanding subs. (2) and (3))

Contact Information

If you have questions, contact us at lgs@wisconsin.gov, (608) 266-8618 or (608) 261-5167.



State of Wisconsin • DEPARTMENT OF REVENUE

DIVISION OF STATE AND LOCAL FINANCE • BUREAU OF LOCAL GOVERNMENT SERVICES • 2135 RIMROCK RD MADISON, WI 53713

Mailing Address:
PO Box 8971 #6-97
Madison WI 53708-8971
Fax: (608) 264-6887
lgs@wisconsin.gov

September 13, 2024

JAMES VAN WYCHEN
TOWN OF SCOTT
3365 AUGER RD
WARRENS WI 54666-7517

Notice of Shared Revenue – 2025 Original Estimate

Notice Information

The Wisconsin Department of Revenue (DOR) is providing the **estimated** shared revenue amounts your local government will receive in 2025 under current state law for county and municipal aid, supplemental county and municipal aid, utility aid and the expenditure restraint incentive program. This does not include adjustments, shown on the July and November payment notices.

District	TOWN OF SCOTT	County	MONROE	Co-muni code	41-036
-----------------	---------------	---------------	--------	---------------------	--------

Estimate Information

For an explanation of each aid payment listed below, review the additional information in this notice.

2025 Original Estimate	
1. County and municipal aid	\$18,645.96
2. Utility aid	\$0.00
3. Supplemental county and municipal aid	\$32,478.65
4. Expenditure restraint incentive program	\$0.00
5. Total Estimated 2025 Payments (sum of Lines 1-4)	\$51,124.61

Payment Information

Your local government will receive two distributions in 2025 :

- July 28, 2025: 15% of Line 1, 2, and 3 and 100% of Line 4 (*shown above*)
- November 17, 2025: balance of your 2025 aid payments

County and Municipal Aid

Under state law, the county and municipal aid paid to each county and municipality must be equal to the amount determined in 2012 (sec. 79.036, Wis. Stats.) and adjusted for fallen protective services insurance reimbursement (sec. 79.036(4), Wis. Stats.).

County and Municipal Aid Calculation	
1. Prior year county and municipal aid	\$18,228.06
2. Increase due to sales tax revenue, including adjustments (<i>district changes</i>)	\$419.25
3. Fallen protective services insurance adjustment	-\$1.35
4. Fallen protective services insurance reimbursement (<i>reported to DOR</i>)	\$0.00
5. Total County and Municipal Aid (sum of Lines 1-4)	\$18,645.96

Utility Aid

- Under state law, utility aid is distributed to each county and municipality where tax-exempt utility property is located (sec. 79.04, Wis. Stats.)
- Utility companies report utility property information to DOR annually
- DOR uses the provided information to accurately calculate utility aid (*shown below*)

Utility Aid Calculation	
1. Net book value, <i>as of December 31, 2024 (including expected additions/retirements)</i>	\$0.00
2. Total net book value payment	\$0.00
3. Minimum payment	\$0.00
4. Megawatt capacity	0.0
5. Megawatt capacity payment	\$0.00
6. Closed/decommissioned production plant (phased down) payment	\$0.00
7. Subtotal (<i>sum of Lines 2, 3, 5 and 6</i>)	\$0.00
8. Population cap	\$43,775.00
9. Adjusted subtotal (<i>lesser of Line 7 or Line 8</i>)	\$0.00
10. Adjacent site incentive payment	\$0.00
11. Baseload incentive payment	\$0.00
12. Co-generation incentive payment	\$0.00
13. Alternative energy incentive payment	\$0.00
14. Total incentive payments (<i>sum of Lines 10 through 13</i>)	\$0.00
15. Spent nuclear fuel payment	\$0.00
16. Total Utility Aid – this is the utility aid payment listed on the front of the estimate (<i>sum of Lines 9, 14 and 15</i>)	\$0.00

Supplemental County and Municipal Aid

- Under state law, supplemental county and municipal aid paid to each county and municipality is determined by 2023 Wisconsin Act 12 (sec. 79.037, Wis. Stats.)
- For detailed information, review [county and municipal aid spreadsheet](#)

Supplemental County and Municipal Aid Calculation	
1. Prior year supplemental county and municipal aid	\$31,748.44
2. Increase due to sales tax revenue including adjustments (<i>district changes</i>)	\$730.21
3. Total Supplemental County and Municipal Aid (<i>sum of Lines 1 and 2</i>)	\$32,478.65

Expenditure Restraint Incentive Program

- Only municipalities are eligible to receive Expenditure Restraint Incentive Program (ERIP) payments
- Under state law, in 2025, each municipality will receive a payment that is equal to the amount of the payment received by the municipality in 2024 (sec. 79.05(4), Wis. Stats., from 2023 WI Act 12 – notwithstanding subs. (2) and (3))

Contact Information

If you have questions, contact us at lgs@wisconsin.gov, (608) 266-8618 or (608) 261-5167.



State of Wisconsin • DEPARTMENT OF REVENUE

DIVISION OF STATE AND LOCAL FINANCE • BUREAU OF LOCAL GOVERNMENT SERVICES • 2135 RIMROCK RD MADISON, WI 53713

Mailing Address:
PO Box 8971 #6-97
Madison WI 53708-8971
Fax: (608) 264-6887
lgs@wisconsin.gov

September 13, 2024

DEBORAH FERRIES
TOWN OF SHELDON
17718 MERCURY AVE.
NORWALK WI 54648

Notice of Shared Revenue – 2025 Original Estimate

Notice Information

The Wisconsin Department of Revenue (DOR) is providing the **estimated** shared revenue amounts your local government will receive in 2025 under current state law for county and municipal aid, supplemental county and municipal aid, utility aid and the expenditure restraint incentive program. This does not include adjustments, shown on the July and November payment notices.

District	TOWN OF SHELDON	County	MONROE	Co-muni code	41-038
-----------------	-----------------	---------------	--------	---------------------	--------

Estimate Information

For an explanation of each aid payment listed below, review the additional information in this notice.

2025 Original Estimate	
1. County and municipal aid	\$53,222.83
2. Utility aid	\$0.00
3. Supplemental county and municipal aid	\$42,002.74
4. Expenditure restraint incentive program	\$0.00
5. Total Estimated 2025 Payments (sum of Lines 1-4)	\$95,225.57

Payment Information

Your local government will receive two distributions in 2025 :

- July 28, 2025: 15% of Line 1, 2, and 3 and 100% of Line 4 (*shown above*)
- November 17, 2025: balance of your 2025 aid payments

County and Municipal Aid

Under state law, the county and municipal aid paid to each county and municipality must be equal to the amount determined in 2012 (sec. 79.036, Wis. Stats.) and adjusted for fallen protective services insurance reimbursement (sec. 79.036(4), Wis. Stats.).

County and Municipal Aid Calculation	
1. Prior year county and municipal aid	\$52,029.99
2. Increase due to sales tax revenue, including adjustments (<i>district changes</i>)	\$1,196.69
3. Fallen protective services insurance adjustment	-\$3.85
4. Fallen protective services insurance reimbursement (<i>reported to DOR</i>)	\$0.00
5. Total County and Municipal Aid (sum of Lines 1-4)	\$53,222.83

Utility Aid

- Under state law, utility aid is distributed to each county and municipality where tax-exempt utility property is located (sec. 79.04, Wis. Stats.)
- Utility companies report utility property information to DOR annually
- DOR uses the provided information to accurately calculate utility aid (*shown below*)

Utility Aid Calculation	
1. Net book value, <i>as of December 31, 2024 (including expected additions/retirements)</i>	\$0.00
2. Total net book value payment	\$0.00
3. Minimum payment	\$0.00
4. Megawatt capacity	0.0
5. Megawatt capacity payment	\$0.00
6. Closed/decommissioned production plant (phased down) payment	\$0.00
7. Subtotal (<i>sum of Lines 2, 3, 5 and 6</i>)	\$0.00
8. Population cap	\$279,650.00
9. Adjusted subtotal (<i>lesser of Line 7 or Line 8</i>)	\$0.00
10. Adjacent site incentive payment	\$0.00
11. Baseload incentive payment	\$0.00
12. Co-generation incentive payment	\$0.00
13. Alternative energy incentive payment	\$0.00
14. Total incentive payments (<i>sum of Lines 10 through 13</i>)	\$0.00
15. Spent nuclear fuel payment	\$0.00
16. Total Utility Aid – this is the utility aid payment listed on the front of the estimate (<i>sum of Lines 9, 14 and 15</i>)	\$0.00

Supplemental County and Municipal Aid

- Under state law, supplemental county and municipal aid paid to each county and municipality is determined by 2023 Wisconsin Act 12 (sec. 79.037, Wis. Stats.)
- For detailed information, review [county and municipal aid spreadsheet](#)

Supplemental County and Municipal Aid Calculation	
1. Prior year supplemental county and municipal aid	\$41,058.40
2. Increase due to sales tax revenue including adjustments (<i>district changes</i>)	\$944.34
3. Total Supplemental County and Municipal Aid (<i>sum of Lines 1 and 2</i>)	\$42,002.74

Expenditure Restraint Incentive Program

- Only municipalities are eligible to receive Expenditure Restraint Incentive Program (ERIP) payments
- Under state law, in 2025, each municipality will receive a payment that is equal to the amount of the payment received by the municipality in 2024 (sec. 79.05(4), Wis. Stats., from 2023 WI Act 12 – notwithstanding subs. (2) and (3))

Contact Information

If you have questions, contact us at lgs@wisconsin.gov, (608) 266-8618 or (608) 261-5167.



State of Wisconsin • DEPARTMENT OF REVENUE

DIVISION OF STATE AND LOCAL FINANCE • BUREAU OF LOCAL GOVERNMENT SERVICES • 2135 RIMROCK RD MADISON, WI 53713

Mailing Address:
PO Box 8971 #6-97
Madison WI 53708-8971
Fax: (608) 264-6887
lgs@wisconsin.gov

September 13, 2024

LISA BREY
TOWN OF SPARTA
5724 HAMLET AVE
SPARTA WI 54656-3869

Notice of Shared Revenue – 2025 Original Estimate

Notice Information

The Wisconsin Department of Revenue (DOR) is providing the **estimated** shared revenue amounts your local government will receive in 2025 under current state law for county and municipal aid, supplemental county and municipal aid, utility aid and the expenditure restraint incentive program. This does not include adjustments, shown on the July and November payment notices.

District	TOWN OF SPARTA	County	MONROE	Co-muni code	41-040
-----------------	----------------	---------------	--------	---------------------	--------

Estimate Information

For an explanation of each aid payment listed below, review the additional information in this notice.

2025 Original Estimate	
1. County and municipal aid	\$79,627.18
2. Utility aid	\$31,940.65
3. Supplemental county and municipal aid	\$86,612.39
4. Expenditure restraint incentive program	\$0.00
5. Total Estimated 2025 Payments (sum of Lines 1-4)	\$198,180.22

Payment Information

Your local government will receive two distributions in 2025 :

- July 28, 2025: 15% of Line 1, 2, and 3 and 100% of Line 4 (*shown above*)
- November 17, 2025: balance of your 2025 aid payments

County and Municipal Aid

Under state law, the county and municipal aid paid to each county and municipality must be equal to the amount determined in 2012 (sec. 79.036, Wis. Stats.) and adjusted for fallen protective services insurance reimbursement (sec. 79.036(4), Wis. Stats.).

County and Municipal Aid Calculation	
1. Prior year county and municipal aid	\$77,842.55
2. Increase due to sales tax revenue, including adjustments (<i>district changes</i>)	\$1,790.38
3. Fallen protective services insurance adjustment	-\$5.75
4. Fallen protective services insurance reimbursement (<i>reported to DOR</i>)	\$0.00
5. Total County and Municipal Aid (sum of Lines 1-4)	\$79,627.18

Utility Aid

- Under state law, utility aid is distributed to each county and municipality where tax-exempt utility property is located (sec. 79.04, Wis. Stats.)
- Utility companies report utility property information to DOR annually
- DOR uses the provided information to accurately calculate utility aid (*shown below*)

Utility Aid Calculation	
1. Net book value, <i>as of December 31, 2024 (including expected additions/retirements)</i>	\$10,646,882.00
2. Total net book value payment	\$31,940.65
3. Minimum payment	\$0.00
4. Megawatt capacity	0.0
5. Megawatt capacity payment	\$0.00
6. Closed/decommissioned production plant (phased down) payment	\$0.00
7. Subtotal (<i>sum of Lines 2, 3, 5 and 6</i>)	\$31,940.65
8. Population cap	\$1,385,500.00
9. Adjusted subtotal (<i>lesser of Line 7 or Line 8</i>)	\$31,940.65
10. Adjacent site incentive payment	\$0.00
11. Baseload incentive payment	\$0.00
12. Co-generation incentive payment	\$0.00
13. Alternative energy incentive payment	\$0.00
14. Total incentive payments (<i>sum of Lines 10 through 13</i>)	\$0.00
15. Spent nuclear fuel payment	\$0.00
16. Total Utility Aid – this is the utility aid payment listed on the front of the estimate (<i>sum of Lines 9, 14 and 15</i>)	\$31,940.65

Supplemental County and Municipal Aid

- Under state law, supplemental county and municipal aid paid to each county and municipality is determined by 2023 Wisconsin Act 12 (sec. 79.037, Wis. Stats.)
- For detailed information, review [county and municipal aid spreadsheet](#)

Supplemental County and Municipal Aid Calculation	
1. Prior year supplemental county and municipal aid	\$84,665.09
2. Increase due to sales tax revenue including adjustments (<i>district changes</i>)	\$1,947.30
3. Total Supplemental County and Municipal Aid (<i>sum of Lines 1 and 2</i>)	\$86,612.39

Expenditure Restraint Incentive Program

- Only municipalities are eligible to receive Expenditure Restraint Incentive Program (ERIP) payments
- Under state law, in 2025, each municipality will receive a payment that is equal to the amount of the payment received by the municipality in 2024 (sec. 79.05(4), Wis. Stats., from 2023 WI Act 12 – notwithstanding subs. (2) and (3))

Contact Information

If you have questions, contact us at lgs@wisconsin.gov, (608) 266-8618 or (608) 261-5167.



State of Wisconsin • DEPARTMENT OF REVENUE

DIVISION OF STATE AND LOCAL FINANCE • BUREAU OF LOCAL GOVERNMENT SERVICES • 2135 RIMROCK RD MADISON, WI 53713

Mailing Address:
PO Box 8971 #6-97
Madison WI 53708-8971
Fax: (608) 264-6887
lgs@wisconsin.gov

September 13, 2024

BREANNE ZAREMBA
TOWN OF TOMAH
24963 HILLDALE AVE
TOMAH WI 54660-6643

Notice of Shared Revenue – 2025 Original Estimate

Notice Information

The Wisconsin Department of Revenue (DOR) is providing the **estimated** shared revenue amounts your local government will receive in 2025 under current state law for county and municipal aid, supplemental county and municipal aid, utility aid and the expenditure restraint incentive program. This does not include adjustments, shown on the July and November payment notices.

District	TOWN OF TOMAH	County	MONROE	Co-muni code	41-042
-----------------	---------------	---------------	--------	---------------------	--------

Estimate Information

For an explanation of each aid payment listed below, review the additional information in this notice.

2025 Original Estimate	
1. County and municipal aid	\$38,563.66
2. Utility aid	\$4,700.38
3. Supplemental county and municipal aid	\$56,259.32
4. Expenditure restraint incentive program	\$0.00
5. Total Estimated 2025 Payments (sum of Lines 1-4)	\$99,523.36

Payment Information

Your local government will receive two distributions in 2025 :

- July 28, 2025: 15% of Line 1, 2, and 3 and 100% of Line 4 (*shown above*)
- November 17, 2025: balance of your 2025 aid payments

County and Municipal Aid

Under state law, the county and municipal aid paid to each county and municipality must be equal to the amount determined in 2012 (sec. 79.036, Wis. Stats.) and adjusted for fallen protective services insurance reimbursement (sec. 79.036(4), Wis. Stats.).

County and Municipal Aid Calculation	
1. Prior year county and municipal aid	\$37,699.37
2. Increase due to sales tax revenue, including adjustments (<i>district changes</i>)	\$867.08
3. Fallen protective services insurance adjustment	-\$2.79
4. Fallen protective services insurance reimbursement (<i>reported to DOR</i>)	\$0.00
5. Total County and Municipal Aid (sum of Lines 1-4)	\$38,563.66

Utility Aid

- Under state law, utility aid is distributed to each county and municipality where tax-exempt utility property is located (sec. 79.04, Wis. Stats.)
- Utility companies report utility property information to DOR annually
- DOR uses the provided information to accurately calculate utility aid (*shown below*)

Utility Aid Calculation	
1. Net book value, <i>as of December 31, 2024 (including expected additions/retirements)</i>	\$1,566,794.00
2. Total net book value payment	\$4,700.38
3. Minimum payment	\$0.00
4. Megawatt capacity	0.0
5. Megawatt capacity payment	\$0.00
6. Closed/decommissioned production plant (phased down) payment	\$0.00
7. Subtotal (<i>sum of Lines 2, 3, 5 and 6</i>)	\$4,700.38
8. Population cap	\$631,550.00
9. Adjusted subtotal (<i>lesser of Line 7 or Line 8</i>)	\$4,700.38
10. Adjacent site incentive payment	\$0.00
11. Baseload incentive payment	\$0.00
12. Co-generation incentive payment	\$0.00
13. Alternative energy incentive payment	\$0.00
14. Total incentive payments (<i>sum of Lines 10 through 13</i>)	\$0.00
15. Spent nuclear fuel payment	\$0.00
16. Total Utility Aid – this is the utility aid payment listed on the front of the estimate (<i>sum of Lines 9, 14 and 15</i>)	\$4,700.38

Supplemental County and Municipal Aid

- Under state law, supplemental county and municipal aid paid to each county and municipality is determined by 2023 Wisconsin Act 12 (sec. 79.037, Wis. Stats.)
- For detailed information, review [county and municipal aid spreadsheet](#)

Supplemental County and Municipal Aid Calculation	
1. Prior year supplemental county and municipal aid	\$54,994.45
2. Increase due to sales tax revenue including adjustments (<i>district changes</i>)	\$1,264.87
3. Total Supplemental County and Municipal Aid (<i>sum of Lines 1 and 2</i>)	\$56,259.32

Expenditure Restraint Incentive Program

- Only municipalities are eligible to receive Expenditure Restraint Incentive Program (ERIP) payments
- Under state law, in 2025, each municipality will receive a payment that is equal to the amount of the payment received by the municipality in 2024 (sec. 79.05(4), Wis. Stats., from 2023 WI Act 12 – notwithstanding subs. (2) and (3))

Contact Information

If you have questions, contact us at lgs@wisconsin.gov, (608) 266-8618 or (608) 261-5167.



State of Wisconsin • DEPARTMENT OF REVENUE

DIVISION OF STATE AND LOCAL FINANCE • BUREAU OF LOCAL GOVERNMENT SERVICES • 2135 RIMROCK RD MADISON, WI 53713

Mailing Address:
PO Box 8971 #6-97
Madison WI 53708-8971
Fax: (608) 264-6887
lgs@wisconsin.gov

September 13, 2024

NICKY DEGENHARDT
TOWN OF WELLINGTON
105 GREENBRIAR DRIVE
WESTBY WI 54667

Notice of Shared Revenue – 2025 Original Estimate

Notice Information

The Wisconsin Department of Revenue (DOR) is providing the **estimated** shared revenue amounts your local government will receive in 2025 under current state law for county and municipal aid, supplemental county and municipal aid, utility aid and the expenditure restraint incentive program. This does not include adjustments, shown on the July and November payment notices.

District	TOWN OF WELLINGTON	County	MONROE	Co-muni code	41-044
-----------------	--------------------	---------------	--------	---------------------	--------

Estimate Information

For an explanation of each aid payment listed below, review the additional information in this notice.

2025 Original Estimate	
1. County and municipal aid	\$59,576.80
2. Utility aid	\$139.57
3. Supplemental county and municipal aid	\$42,312.08
4. Expenditure restraint incentive program	\$0.00
5. Total Estimated 2025 Payments (sum of Lines 1-4)	\$102,028.45

Payment Information

Your local government will receive two distributions in 2025 :

- July 28, 2025: 15% of Line 1, 2, and 3 and 100% of Line 4 (*shown above*)
- November 17, 2025: balance of your 2025 aid payments

County and Municipal Aid

Under state law, the county and municipal aid paid to each county and municipality must be equal to the amount determined in 2012 (sec. 79.036, Wis. Stats.) and adjusted for fallen protective services insurance reimbursement (sec. 79.036(4), Wis. Stats.).

County and Municipal Aid Calculation	
1. Prior year county and municipal aid	\$58,241.54
2. Increase due to sales tax revenue, including adjustments (<i>district changes</i>)	\$1,339.56
3. Fallen protective services insurance adjustment	-\$4.30
4. Fallen protective services insurance reimbursement (<i>reported to DOR</i>)	\$0.00
5. Total County and Municipal Aid (sum of Lines 1-4)	\$59,576.80

Utility Aid

- Under state law, utility aid is distributed to each county and municipality where tax-exempt utility property is located (sec. 79.04, Wis. Stats.)
- Utility companies report utility property information to DOR annually
- DOR uses the provided information to accurately calculate utility aid (*shown below*)

Utility Aid Calculation	
1. Net book value, as of December 31, 2024 (including expected additions/retirements)	\$46,524.00
2. Total net book value payment	\$139.57
3. Minimum payment	\$0.00
4. Megawatt capacity	0.0
5. Megawatt capacity payment	\$0.00
6. Closed/decommissioned production plant (phased down) payment	\$0.00
7. Subtotal (sum of Lines 2, 3, 5 and 6)	\$139.57
8. Population cap	\$290,700.00
9. Adjusted subtotal (lesser of Line 7 or Line 8)	\$139.57
10. Adjacent site incentive payment	\$0.00
11. Baseload incentive payment	\$0.00
12. Co-generation incentive payment	\$0.00
13. Alternative energy incentive payment	\$0.00
14. Total incentive payments (sum of Lines 10 through 13)	\$0.00
15. Spent nuclear fuel payment	\$0.00
16. Total Utility Aid – this is the utility aid payment listed on the front of the estimate (sum of Lines 9, 14 and 15)	\$139.57

Supplemental County and Municipal Aid

- Under state law, supplemental county and municipal aid paid to each county and municipality is determined by 2023 Wisconsin Act 12 (sec. 79.037, Wis. Stats.)
- For detailed information, review [county and municipal aid spreadsheet](#)

Supplemental County and Municipal Aid Calculation	
1. Prior year supplemental county and municipal aid	\$41,360.78
2. Increase due to sales tax revenue including adjustments (district changes)	\$951.30
3. Total Supplemental County and Municipal Aid (sum of Lines 1 and 2)	\$42,312.08

Expenditure Restraint Incentive Program

- Only municipalities are eligible to receive Expenditure Restraint Incentive Program (ERIP) payments
- Under state law, in 2025, each municipality will receive a payment that is equal to the amount of the payment received by the municipality in 2024 (sec. 79.05(4), Wis. Stats., from 2023 WI Act 12 – notwithstanding subs. (2) and (3))

Contact Information

If you have questions, contact us at lgs@wisconsin.gov, (608) 266-8618 or (608) 261-5167.



State of Wisconsin • DEPARTMENT OF REVENUE

DIVISION OF STATE AND LOCAL FINANCE • BUREAU OF LOCAL GOVERNMENT SERVICES • 2135 RIMROCK RD MADISON, WI 53713

Mailing Address:
PO Box 8971 #6-97
Madison WI 53708-8971
Fax: (608) 264-6887
lgs@wisconsin.gov

September 13, 2024

DIANE SCHWARZ
TOWN OF WELLS
24324 STATE HWY 27
CASHTON WI 54619

Notice of Shared Revenue – 2025 Original Estimate

Notice Information

The Wisconsin Department of Revenue (DOR) is providing the **estimated** shared revenue amounts your local government will receive in 2025 under current state law for county and municipal aid, supplemental county and municipal aid, utility aid and the expenditure restraint incentive program. This does not include adjustments, shown on the July and November payment notices.

District	TOWN OF WELLS	County	MONROE	Co-muni code	41-046
-----------------	---------------	---------------	--------	---------------------	--------

Estimate Information

For an explanation of each aid payment listed below, review the additional information in this notice.

2025 Original Estimate	
1. County and municipal aid	\$34,186.95
2. Utility aid	\$0.00
3. Supplemental county and municipal aid	\$40,507.52
4. Expenditure restraint incentive program	\$0.00
5. Total Estimated 2025 Payments (sum of Lines 1-4)	\$74,694.47

Payment Information

Your local government will receive two distributions in 2025 :

- July 28, 2025: 15% of Line 1, 2, and 3 and 100% of Line 4 (*shown above*)
- November 17, 2025: balance of your 2025 aid payments

County and Municipal Aid

Under state law, the county and municipal aid paid to each county and municipality must be equal to the amount determined in 2012 (sec. 79.036, Wis. Stats.) and adjusted for fallen protective services insurance reimbursement (sec. 79.036(4), Wis. Stats.).

County and Municipal Aid Calculation	
1. Prior year county and municipal aid	\$33,420.74
2. Increase due to sales tax revenue, including adjustments (<i>district changes</i>)	\$768.68
3. Fallen protective services insurance adjustment	-\$2.47
4. Fallen protective services insurance reimbursement (<i>reported to DOR</i>)	\$0.00
5. Total County and Municipal Aid (sum of Lines 1-4)	\$34,186.95

Utility Aid

- Under state law, utility aid is distributed to each county and municipality where tax-exempt utility property is located (sec. 79.04, Wis. Stats.)
- Utility companies report utility property information to DOR annually
- DOR uses the provided information to accurately calculate utility aid (*shown below*)

Utility Aid Calculation	
1. Net book value, <i>as of December 31, 2024 (including expected additions/retirements)</i>	\$0.00
2. Total net book value payment	\$0.00
3. Minimum payment	\$0.00
4. Megawatt capacity	0.0
5. Megawatt capacity payment	\$0.00
6. Closed/decommissioned production plant (phased down) payment	\$0.00
7. Subtotal (<i>sum of Lines 2, 3, 5 and 6</i>)	\$0.00
8. Population cap	\$245,225.00
9. Adjusted subtotal (<i>lesser of Line 7 or Line 8</i>)	\$0.00
10. Adjacent site incentive payment	\$0.00
11. Baseload incentive payment	\$0.00
12. Co-generation incentive payment	\$0.00
13. Alternative energy incentive payment	\$0.00
14. Total incentive payments (<i>sum of Lines 10 through 13</i>)	\$0.00
15. Spent nuclear fuel payment	\$0.00
16. Total Utility Aid – this is the utility aid payment listed on the front of the estimate (<i>sum of Lines 9, 14 and 15</i>)	\$0.00

Supplemental County and Municipal Aid

- Under state law, supplemental county and municipal aid paid to each county and municipality is determined by 2023 Wisconsin Act 12 (sec. 79.037, Wis. Stats.)
- For detailed information, review [county and municipal aid spreadsheet](#)

Supplemental County and Municipal Aid Calculation	
1. Prior year supplemental county and municipal aid	\$39,596.79
2. Increase due to sales tax revenue including adjustments (<i>district changes</i>)	\$910.73
3. Total Supplemental County and Municipal Aid (<i>sum of Lines 1 and 2</i>)	\$40,507.52

Expenditure Restraint Incentive Program

- Only municipalities are eligible to receive Expenditure Restraint Incentive Program (ERIP) payments
- Under state law, in 2025, each municipality will receive a payment that is equal to the amount of the payment received by the municipality in 2024 (sec. 79.05(4), Wis. Stats., from 2023 WI Act 12 – notwithstanding subs. (2) and (3))

Contact Information

If you have questions, contact us at lgs@wisconsin.gov, (608) 266-8618 or (608) 261-5167.



State of Wisconsin • DEPARTMENT OF REVENUE

DIVISION OF STATE AND LOCAL FINANCE • BUREAU OF LOCAL GOVERNMENT SERVICES • 2135 RIMROCK RD MADISON, WI 53713

Mailing Address:
PO Box 8971 #6-97
Madison WI 53708-8971
Fax: (608) 264-6887
lgs@wisconsin.gov

September 13, 2024

DAWN PINGEL
TOWN OF WILTON
19398 JUNEAU RD
WILTON WI 54670

Notice of Shared Revenue – 2025 Original Estimate

Notice Information

The Wisconsin Department of Revenue (DOR) is providing the **estimated** shared revenue amounts your local government will receive in 2025 under current state law for county and municipal aid, supplemental county and municipal aid, utility aid and the expenditure restraint incentive program. This does not include adjustments, shown on the July and November payment notices.

District	TOWN OF WILTON	County	MONROE	Co-muni code	41-048
-----------------	----------------	---------------	--------	---------------------	--------

Estimate Information

For an explanation of each aid payment listed below, review the additional information in this notice.

2025 Original Estimate	
1. County and municipal aid	\$74,520.98
2. Utility aid	\$8,794.76
3. Supplemental county and municipal aid	\$47,793.05
4. Expenditure restraint incentive program	\$0.00
5. Total Estimated 2025 Payments (sum of Lines 1-4)	\$131,108.79

Payment Information

Your local government will receive two distributions in 2025 :

- July 28, 2025: 15% of Line 1, 2, and 3 and 100% of Line 4 (*shown above*)
- November 17, 2025: balance of your 2025 aid payments

County and Municipal Aid

Under state law, the county and municipal aid paid to each county and municipality must be equal to the amount determined in 2012 (sec. 79.036, Wis. Stats.) and adjusted for fallen protective services insurance reimbursement (sec. 79.036(4), Wis. Stats.).

County and Municipal Aid Calculation	
1. Prior year county and municipal aid	\$72,850.79
2. Increase due to sales tax revenue, including adjustments (<i>district changes</i>)	\$1,675.57
3. Fallen protective services insurance adjustment	-\$5.38
4. Fallen protective services insurance reimbursement (<i>reported to DOR</i>)	\$0.00
5. Total County and Municipal Aid (sum of Lines 1-4)	\$74,520.98

Utility Aid

- Under state law, utility aid is distributed to each county and municipality where tax-exempt utility property is located (sec. 79.04, Wis. Stats.)
- Utility companies report utility property information to DOR annually
- DOR uses the provided information to accurately calculate utility aid (*shown below*)

Utility Aid Calculation	
1. Net book value, <i>as of December 31, 2024 (including expected additions/retirements)</i>	\$2,931,586.00
2. Total net book value payment	\$8,794.76
3. Minimum payment	\$0.00
4. Megawatt capacity	0.0
5. Megawatt capacity payment	\$0.00
6. Closed/decommissioned production plant (phased down) payment	\$0.00
7. Subtotal (<i>sum of Lines 2, 3, 5 and 6</i>)	\$8,794.76
8. Population cap	\$433,925.00
9. Adjusted subtotal (<i>lesser of Line 7 or Line 8</i>)	\$8,794.76
10. Adjacent site incentive payment	\$0.00
11. Baseload incentive payment	\$0.00
12. Co-generation incentive payment	\$0.00
13. Alternative energy incentive payment	\$0.00
14. Total incentive payments (<i>sum of Lines 10 through 13</i>)	\$0.00
15. Spent nuclear fuel payment	\$0.00
16. Total Utility Aid – this is the utility aid payment listed on the front of the estimate (<i>sum of Lines 9, 14 and 15</i>)	\$8,794.76

Supplemental County and Municipal Aid

- Under state law, supplemental county and municipal aid paid to each county and municipality is determined by 2023 Wisconsin Act 12 (sec. 79.037, Wis. Stats.)
- For detailed information, review [county and municipal aid spreadsheet](#)

Supplemental County and Municipal Aid Calculation	
1. Prior year supplemental county and municipal aid	\$46,718.52
2. Increase due to sales tax revenue including adjustments (<i>district changes</i>)	\$1,074.53
3. Total Supplemental County and Municipal Aid (<i>sum of Lines 1 and 2</i>)	\$47,793.05

Expenditure Restraint Incentive Program

- Only municipalities are eligible to receive Expenditure Restraint Incentive Program (ERIP) payments
- Under state law, in 2025, each municipality will receive a payment that is equal to the amount of the payment received by the municipality in 2024 (sec. 79.05(4), Wis. Stats., from 2023 WI Act 12 – notwithstanding subs. (2) and (3))

Contact Information

If you have questions, contact us at lgs@wisconsin.gov, (608) 266-8618 or (608) 261-5167.



State of Wisconsin • DEPARTMENT OF REVENUE

DIVISION OF STATE AND LOCAL FINANCE • BUREAU OF LOCAL GOVERNMENT SERVICES • 2135 RIMROCK RD MADISON, WI 53713

Mailing Address:
PO Box 8971 #6-97
Madison WI 53708-8971
Fax: (608) 264-6887
lgs@wisconsin.gov

September 13, 2024

TAMMY BEKKUM
VILLAGE OF CASHTON
PO BOX 188, 723 MAIN ST
CASHTON WI 54619-0188

Notice of Shared Revenue – 2025 Original Estimate

Notice Information

The Wisconsin Department of Revenue (DOR) is providing the **estimated** shared revenue amounts your local government will receive in 2025 under current state law for county and municipal aid, supplemental county and municipal aid, utility aid and the expenditure restraint incentive program. This does not include adjustments, shown on the July and November payment notices.

District	VILLAGE OF CASHTON	County	MONROE	Co-muni code	41-111
-----------------	--------------------	---------------	--------	---------------------	--------

Estimate Information

For an explanation of each aid payment listed below, review the additional information in this notice.

2025 Original Estimate	
1. County and municipal aid	\$269,251.01
2. Utility aid	\$0.00
3. Supplemental county and municipal aid	\$53,858.29
4. Expenditure restraint incentive program	\$14,682.11
5. Total Estimated 2025 Payments (sum of Lines 1-4)	\$337,791.41

Payment Information

Your local government will receive two distributions in 2025 :

- July 28, 2025: 15% of Line 1, 2, and 3 and 100% of Line 4 (*shown above*)
- November 17, 2025: balance of your 2025 aid payments

County and Municipal Aid

Under state law, the county and municipal aid paid to each county and municipality must be equal to the amount determined in 2012 (sec. 79.036, Wis. Stats.) and adjusted for fallen protective services insurance reimbursement (sec. 79.036(4), Wis. Stats.).

County and Municipal Aid Calculation	
1. Prior year county and municipal aid	\$263,216.48
2. Increase due to sales tax revenue, including adjustments (<i>district changes</i>)	\$6,053.98
3. Fallen protective services insurance adjustment	-\$19.45
4. Fallen protective services insurance reimbursement (<i>reported to DOR</i>)	\$0.00
5. Total County and Municipal Aid (sum of Lines 1-4)	\$269,251.01

Utility Aid

- Under state law, utility aid is distributed to each county and municipality where tax-exempt utility property is located (sec. 79.04, Wis. Stats.)
- Utility companies report utility property information to DOR annually
- DOR uses the provided information to accurately calculate utility aid (*shown below*)

Utility Aid Calculation	
1. Net book value, <i>as of December 31, 2024 (including expected additions/retirements)</i>	\$0.00
2. Total net book value payment	\$0.00
3. Minimum payment	\$0.00
4. Megawatt capacity	0.0
5. Megawatt capacity payment	\$0.00
6. Closed/decommissioned production plant (phased down) payment	\$0.00
7. Subtotal (<i>sum of Lines 2, 3, 5 and 6</i>)	\$0.00
8. Population cap	\$497,675.00
9. Adjusted subtotal (<i>lesser of Line 7 or Line 8</i>)	\$0.00
10. Adjacent site incentive payment	\$0.00
11. Baseload incentive payment	\$0.00
12. Co-generation incentive payment	\$0.00
13. Alternative energy incentive payment	\$0.00
14. Total incentive payments (<i>sum of Lines 10 through 13</i>)	\$0.00
15. Spent nuclear fuel payment	\$0.00
16. Total Utility Aid – this is the utility aid payment listed on the front of the estimate (<i>sum of Lines 9, 14 and 15</i>)	\$0.00

Supplemental County and Municipal Aid

- Under state law, supplemental county and municipal aid paid to each county and municipality is determined by 2023 Wisconsin Act 12 (sec. 79.037, Wis. Stats.)
- For detailed information, review [county and municipal aid spreadsheet](#)

Supplemental County and Municipal Aid Calculation	
1. Prior year supplemental county and municipal aid	\$52,647.40
2. Increase due to sales tax revenue including adjustments (<i>district changes</i>)	\$1,210.89
3. Total Supplemental County and Municipal Aid (<i>sum of Lines 1 and 2</i>)	\$53,858.29

Expenditure Restraint Incentive Program

- Only municipalities are eligible to receive Expenditure Restraint Incentive Program (ERIP) payments
- Under state law, in 2025, each municipality will receive a payment that is equal to the amount of the payment received by the municipality in 2024 (sec. 79.05(4), Wis. Stats., from 2023 WI Act 12 – notwithstanding subs. (2) and (3))

Contact Information

If you have questions, contact us at lgs@wisconsin.gov, (608) 266-8618 or (608) 261-5167.



State of Wisconsin • DEPARTMENT OF REVENUE

DIVISION OF STATE AND LOCAL FINANCE • BUREAU OF LOCAL GOVERNMENT SERVICES • 2135 RIMROCK RD MADISON, WI 53713

Mailing Address:
PO Box 8971 #6-97
Madison WI 53708-8971
Fax: (608) 264-6887
lgs@wisconsin.gov

September 13, 2024

JAMIE SOLCHENBERGER
VILLAGE OF KENDALL
PO BOX 216
KENDALL WI 54638-0216

Notice of Shared Revenue – 2025 Original Estimate

Notice Information

The Wisconsin Department of Revenue (DOR) is providing the **estimated** shared revenue amounts your local government will receive in 2025 under current state law for county and municipal aid, supplemental county and municipal aid, utility aid and the expenditure restraint incentive program. This does not include adjustments, shown on the July and November payment notices.

District	VILLAGE OF KENDALL	County	MONROE	Co-muni code	41-141
-----------------	--------------------	---------------	--------	---------------------	--------

Estimate Information

For an explanation of each aid payment listed below, review the additional information in this notice.

2025 Original Estimate	
1. County and municipal aid	\$126,515.46
2. Utility aid	\$0.00
3. Supplemental county and municipal aid	\$38,960.57
4. Expenditure restraint incentive program	\$1,881.29
5. Total Estimated 2025 Payments (sum of Lines 1-4)	\$167,357.32

Payment Information

Your local government will receive two distributions in 2025 :

- July 28, 2025: 15% of Line 1, 2, and 3 and 100% of Line 4 (*shown above*)
- November 17, 2025: balance of your 2025 aid payments

County and Municipal Aid

Under state law, the county and municipal aid paid to each county and municipality must be equal to the amount determined in 2012 (sec. 79.036, Wis. Stats.) and adjusted for fallen protective services insurance reimbursement (sec. 79.036(4), Wis. Stats.).

County and Municipal Aid Calculation	
1. Prior year county and municipal aid	\$123,679.96
2. Increase due to sales tax revenue, including adjustments (<i>district changes</i>)	\$2,844.64
3. Fallen protective services insurance adjustment	-\$9.14
4. Fallen protective services insurance reimbursement (<i>reported to DOR</i>)	\$0.00
5. Total County and Municipal Aid (sum of Lines 1-4)	\$126,515.46

Utility Aid

- Under state law, utility aid is distributed to each county and municipality where tax-exempt utility property is located (sec. 79.04, Wis. Stats.)
- Utility companies report utility property information to DOR annually
- DOR uses the provided information to accurately calculate utility aid (*shown below*)

Utility Aid Calculation	
1. Net book value, <i>as of December 31, 2024 (including expected additions/retirements)</i>	\$0.00
2. Total net book value payment	\$0.00
3. Minimum payment	\$0.00
4. Megawatt capacity	0.0
5. Megawatt capacity payment	\$0.00
6. Closed/decommissioned production plant (phased down) payment	\$0.00
7. Subtotal (<i>sum of Lines 2, 3, 5 and 6</i>)	\$0.00
8. Population cap	\$201,450.00
9. Adjusted subtotal (<i>lesser of Line 7 or Line 8</i>)	\$0.00
10. Adjacent site incentive payment	\$0.00
11. Baseload incentive payment	\$0.00
12. Co-generation incentive payment	\$0.00
13. Alternative energy incentive payment	\$0.00
14. Total incentive payments (<i>sum of Lines 10 through 13</i>)	\$0.00
15. Spent nuclear fuel payment	\$0.00
16. Total Utility Aid – this is the utility aid payment listed on the front of the estimate (<i>sum of Lines 9, 14 and 15</i>)	\$0.00

Supplemental County and Municipal Aid

- Under state law, supplemental county and municipal aid paid to each county and municipality is determined by 2023 Wisconsin Act 12 (sec. 79.037, Wis. Stats.)
- For detailed information, review [county and municipal aid spreadsheet](#)

Supplemental County and Municipal Aid Calculation	
1. Prior year supplemental county and municipal aid	\$38,084.62
2. Increase due to sales tax revenue including adjustments (<i>district changes</i>)	\$875.95
3. Total Supplemental County and Municipal Aid (<i>sum of Lines 1 and 2</i>)	\$38,960.57

Expenditure Restraint Incentive Program

- Only municipalities are eligible to receive Expenditure Restraint Incentive Program (ERIP) payments
- Under state law, in 2025, each municipality will receive a payment that is equal to the amount of the payment received by the municipality in 2024 (sec. 79.05(4), Wis. Stats., from 2023 WI Act 12 – notwithstanding subs. (2) and (3))

Contact Information

If you have questions, contact us at lgs@wisconsin.gov, (608) 266-8618 or (608) 261-5167.



State of Wisconsin • DEPARTMENT OF REVENUE

DIVISION OF STATE AND LOCAL FINANCE • BUREAU OF LOCAL GOVERNMENT SERVICES • 2135 RIMROCK RD MADISON, WI 53713

Mailing Address:
PO Box 8971 #6-97
Madison WI 53708-8971
Fax: (608) 264-6887
lgs@wisconsin.gov

September 13, 2024

KARI PASSE
VILLAGE OF MELVINA
604 CENTRAL DR
CASHTON WI 54619

Notice of Shared Revenue – 2025 Original Estimate

Notice Information

The Wisconsin Department of Revenue (DOR) is providing the **estimated** shared revenue amounts your local government will receive in 2025 under current state law for county and municipal aid, supplemental county and municipal aid, utility aid and the expenditure restraint incentive program. This does not include adjustments, shown on the July and November payment notices.

District	VILLAGE OF MELVINA	County	MONROE	Co-muni code	41-151
-----------------	--------------------	---------------	--------	---------------------	--------

Estimate Information

For an explanation of each aid payment listed below, review the additional information in this notice.

2025 Original Estimate	
1. County and municipal aid	\$44,001.29
2. Utility aid	\$0.00
3. Supplemental county and municipal aid	\$32,306.68
4. Expenditure restraint incentive program	\$2,319.41
5. Total Estimated 2025 Payments (sum of Lines 1-4)	\$78,627.38

Payment Information

Your local government will receive two distributions in 2025 :

- July 28, 2025: 15% of Line 1, 2, and 3 and 100% of Line 4 (*shown above*)
- November 17, 2025: balance of your 2025 aid payments

County and Municipal Aid

Under state law, the county and municipal aid paid to each county and municipality must be equal to the amount determined in 2012 (sec. 79.036, Wis. Stats.) and adjusted for fallen protective services insurance reimbursement (sec. 79.036(4), Wis. Stats.).

County and Municipal Aid Calculation	
1. Prior year county and municipal aid	\$43,015.12
2. Increase due to sales tax revenue, including adjustments (<i>district changes</i>)	\$989.35
3. Fallen protective services insurance adjustment	-\$3.18
4. Fallen protective services insurance reimbursement (<i>reported to DOR</i>)	\$0.00
5. Total County and Municipal Aid (sum of Lines 1-4)	\$44,001.29

Utility Aid

- Under state law, utility aid is distributed to each county and municipality where tax-exempt utility property is located (sec. 79.04, Wis. Stats.)
- Utility companies report utility property information to DOR annually
- DOR uses the provided information to accurately calculate utility aid (*shown below*)

Utility Aid Calculation	
1. Net book value, <i>as of December 31, 2024 (including expected additions/retirements)</i>	\$0.00
2. Total net book value payment	\$0.00
3. Minimum payment	\$0.00
4. Megawatt capacity	0.0
5. Megawatt capacity payment	\$0.00
6. Closed/decommissioned production plant (phased down) payment	\$0.00
7. Subtotal (<i>sum of Lines 2, 3, 5 and 6</i>)	\$0.00
8. Population cap	\$39,525.00
9. Adjusted subtotal (<i>lesser of Line 7 or Line 8</i>)	\$0.00
10. Adjacent site incentive payment	\$0.00
11. Baseload incentive payment	\$0.00
12. Co-generation incentive payment	\$0.00
13. Alternative energy incentive payment	\$0.00
14. Total incentive payments (<i>sum of Lines 10 through 13</i>)	\$0.00
15. Spent nuclear fuel payment	\$0.00
16. Total Utility Aid – this is the utility aid payment listed on the front of the estimate (<i>sum of Lines 9, 14 and 15</i>)	\$0.00

Supplemental County and Municipal Aid

- Under state law, supplemental county and municipal aid paid to each county and municipality is determined by 2023 Wisconsin Act 12 (sec. 79.037, Wis. Stats.)
- For detailed information, review [county and municipal aid spreadsheet](#)

Supplemental County and Municipal Aid Calculation	
1. Prior year supplemental county and municipal aid	\$31,580.33
2. Increase due to sales tax revenue including adjustments (<i>district changes</i>)	\$726.35
3. Total Supplemental County and Municipal Aid (<i>sum of Lines 1 and 2</i>)	\$32,306.68

Expenditure Restraint Incentive Program

- Only municipalities are eligible to receive Expenditure Restraint Incentive Program (ERIP) payments
- Under state law, in 2025, each municipality will receive a payment that is equal to the amount of the payment received by the municipality in 2024 (sec. 79.05(4), Wis. Stats., from 2023 WI Act 12 – notwithstanding subs. (2) and (3))

Contact Information

If you have questions, contact us at lgs@wisconsin.gov, (608) 266-8618 or (608) 261-5167.



State of Wisconsin • DEPARTMENT OF REVENUE

DIVISION OF STATE AND LOCAL FINANCE • BUREAU OF LOCAL GOVERNMENT SERVICES • 2135 RIMROCK RD MADISON, WI 53713

Mailing Address:
PO Box 8971 #6-97
Madison WI 53708-8971
Fax: (608) 264-6887
lgs@wisconsin.gov

September 13, 2024

CAROLINE VIAN
VILLAGE OF NORWALK
PO BOX 230,
NORWALK WI 54648-0230

Notice of Shared Revenue – 2025 Original Estimate

Notice Information

The Wisconsin Department of Revenue (DOR) is providing the **estimated** shared revenue amounts your local government will receive in 2025 under current state law for county and municipal aid, supplemental county and municipal aid, utility aid and the expenditure restraint incentive program. This does not include adjustments, shown on the July and November payment notices.

District	VILLAGE OF NORWALK	County	MONROE	Co-muni code	41-161
-----------------	--------------------	---------------	--------	---------------------	--------

Estimate Information

For an explanation of each aid payment listed below, review the additional information in this notice.

2025 Original Estimate	
1. County and municipal aid	\$183,351.95
2. Utility aid	\$0.00
3. Supplemental county and municipal aid	\$41,160.63
4. Expenditure restraint incentive program	\$6,406.97
5. Total Estimated 2025 Payments (sum of Lines 1-4)	\$230,919.55

Payment Information

Your local government will receive two distributions in 2025 :

- July 28, 2025: 15% of Line 1, 2, and 3 and 100% of Line 4 (*shown above*)
- November 17, 2025: balance of your 2025 aid payments

County and Municipal Aid

Under state law, the county and municipal aid paid to each county and municipality must be equal to the amount determined in 2012 (sec. 79.036, Wis. Stats.) and adjusted for fallen protective services insurance reimbursement (sec. 79.036(4), Wis. Stats.).

County and Municipal Aid Calculation	
1. Prior year county and municipal aid	\$179,242.62
2. Increase due to sales tax revenue, including adjustments (<i>district changes</i>)	\$4,122.58
3. Fallen protective services insurance adjustment	-\$13.25
4. Fallen protective services insurance reimbursement (<i>reported to DOR</i>)	\$0.00
5. Total County and Municipal Aid (sum of Lines 1-4)	\$183,351.95

Utility Aid

- Under state law, utility aid is distributed to each county and municipality where tax-exempt utility property is located (sec. 79.04, Wis. Stats.)
- Utility companies report utility property information to DOR annually
- DOR uses the provided information to accurately calculate utility aid (*shown below*)

Utility Aid Calculation	
1. Net book value, <i>as of December 31, 2024 (including expected additions/retirements)</i>	\$0.00
2. Total net book value payment	\$0.00
3. Minimum payment	\$0.00
4. Megawatt capacity	0.0
5. Megawatt capacity payment	\$0.00
6. Closed/decommissioned production plant (phased down) payment	\$0.00
7. Subtotal (<i>sum of Lines 2, 3, 5 and 6</i>)	\$0.00
8. Population cap	\$260,525.00
9. Adjusted subtotal (<i>lesser of Line 7 or Line 8</i>)	\$0.00
10. Adjacent site incentive payment	\$0.00
11. Baseload incentive payment	\$0.00
12. Co-generation incentive payment	\$0.00
13. Alternative energy incentive payment	\$0.00
14. Total incentive payments (<i>sum of Lines 10 through 13</i>)	\$0.00
15. Spent nuclear fuel payment	\$0.00
16. Total Utility Aid – this is the utility aid payment listed on the front of the estimate (<i>sum of Lines 9, 14 and 15</i>)	\$0.00

Supplemental County and Municipal Aid

- Under state law, supplemental county and municipal aid paid to each county and municipality is determined by 2023 Wisconsin Act 12 (sec. 79.037, Wis. Stats.)
- For detailed information, review [county and municipal aid spreadsheet](#)

Supplemental County and Municipal Aid Calculation	
1. Prior year supplemental county and municipal aid	\$40,235.22
2. Increase due to sales tax revenue including adjustments (<i>district changes</i>)	\$925.41
3. Total Supplemental County and Municipal Aid (<i>sum of Lines 1 and 2</i>)	\$41,160.63

Expenditure Restraint Incentive Program

- Only municipalities are eligible to receive Expenditure Restraint Incentive Program (ERIP) payments
- Under state law, in 2025, each municipality will receive a payment that is equal to the amount of the payment received by the municipality in 2024 (sec. 79.05(4), Wis. Stats., from 2023 WI Act 12 – notwithstanding subs. (2) and (3))

Contact Information

If you have questions, contact us at lgs@wisconsin.gov, (608) 266-8618 or (608) 261-5167.



State of Wisconsin • DEPARTMENT OF REVENUE

DIVISION OF STATE AND LOCAL FINANCE • BUREAU OF LOCAL GOVERNMENT SERVICES • 2135 RIMROCK RD MADISON, WI 53713

Mailing Address:
PO Box 8971 #6-97
Madison WI 53708-8971
Fax: (608) 264-6887
lgs@wisconsin.gov

September 13, 2024

LAURA SAGLER
VILLAGE OF OAKDALE
133 WELL DRIVE
TOMAH WI 54660

Notice of Shared Revenue – 2025 Original Estimate

Notice Information

The Wisconsin Department of Revenue (DOR) is providing the **estimated** shared revenue amounts your local government will receive in 2025 under current state law for county and municipal aid, supplemental county and municipal aid, utility aid and the expenditure restraint incentive program. This does not include adjustments, shown on the July and November payment notices.

District	VILLAGE OF OAKDALE	County	MONROE	Co-muni code	41-165
-----------------	--------------------	---------------	--------	---------------------	--------

Estimate Information

For an explanation of each aid payment listed below, review the additional information in this notice.

2025 Original Estimate	
1. County and municipal aid	\$35,676.32
2. Utility aid	\$18,374.17
3. Supplemental county and municipal aid	\$35,866.13
4. Expenditure restraint incentive program	\$0.00
5. Total Estimated 2025 Payments (sum of Lines 1-4)	\$89,916.62

Payment Information

Your local government will receive two distributions in 2025 :

- July 28, 2025: 15% of Line 1, 2, and 3 and 100% of Line 4 (*shown above*)
- November 17, 2025: balance of your 2025 aid payments

County and Municipal Aid

Under state law, the county and municipal aid paid to each county and municipality must be equal to the amount determined in 2012 (sec. 79.036, Wis. Stats.) and adjusted for fallen protective services insurance reimbursement (sec. 79.036(4), Wis. Stats.).

County and Municipal Aid Calculation	
1. Prior year county and municipal aid	\$34,876.74
2. Increase due to sales tax revenue, including adjustments (<i>district changes</i>)	\$802.16
3. Fallen protective services insurance adjustment	-\$2.58
4. Fallen protective services insurance reimbursement (<i>reported to DOR</i>)	\$0.00
5. Total County and Municipal Aid (sum of Lines 1-4)	\$35,676.32

Utility Aid

- Under state law, utility aid is distributed to each county and municipality where tax-exempt utility property is located (sec. 79.04, Wis. Stats.)
- Utility companies report utility property information to DOR annually
- DOR uses the provided information to accurately calculate utility aid (*shown below*)

Utility Aid Calculation	
1. Net book value, <i>as of December 31, 2024 (including expected additions/retirements)</i>	\$3,062,361.00
2. Total net book value payment	\$18,374.17
3. Minimum payment	\$0.00
4. Megawatt capacity	0.0
5. Megawatt capacity payment	\$0.00
6. Closed/decommissioned production plant (phased down) payment	\$0.00
7. Subtotal (<i>sum of Lines 2, 3, 5 and 6</i>)	\$18,374.17
8. Population cap	\$127,075.00
9. Adjusted subtotal (<i>lesser of Line 7 or Line 8</i>)	\$18,374.17
10. Adjacent site incentive payment	\$0.00
11. Baseload incentive payment	\$0.00
12. Co-generation incentive payment	\$0.00
13. Alternative energy incentive payment	\$0.00
14. Total incentive payments (<i>sum of Lines 10 through 13</i>)	\$0.00
15. Spent nuclear fuel payment	\$0.00
16. Total Utility Aid – this is the utility aid payment listed on the front of the estimate (<i>sum of Lines 9, 14 and 15</i>)	\$18,374.17

Supplemental County and Municipal Aid

- Under state law, supplemental county and municipal aid paid to each county and municipality is determined by 2023 Wisconsin Act 12 (sec. 79.037, Wis. Stats.)
- For detailed information, review [county and municipal aid spreadsheet](#)

Supplemental County and Municipal Aid Calculation	
1. Prior year supplemental county and municipal aid	\$35,059.76
2. Increase due to sales tax revenue including adjustments (<i>district changes</i>)	\$806.37
3. Total Supplemental County and Municipal Aid (<i>sum of Lines 1 and 2</i>)	\$35,866.13

Expenditure Restraint Incentive Program

- Only municipalities are eligible to receive Expenditure Restraint Incentive Program (ERIP) payments
- Under state law, in 2025, each municipality will receive a payment that is equal to the amount of the payment received by the municipality in 2024 (sec. 79.05(4), Wis. Stats., from 2023 WI Act 12 – notwithstanding subs. (2) and (3))

Contact Information

If you have questions, contact us at lgs@wisconsin.gov, (608) 266-8618 or (608) 261-5167.



State of Wisconsin • DEPARTMENT OF REVENUE

DIVISION OF STATE AND LOCAL FINANCE • BUREAU OF LOCAL GOVERNMENT SERVICES • 2135 RIMROCK RD MADISON, WI 53713

Mailing Address:
PO Box 8971 #6-97
Madison WI 53708-8971
Fax: (608) 264-6887
lgs@wisconsin.gov

September 13, 2024

KRIS OAKES
VILLAGE OF WARRENS
301 MAIN ST PO BOX 97
WARRENS WI 54666-9603

Notice of Shared Revenue – 2025 Original Estimate

Notice Information

The Wisconsin Department of Revenue (DOR) is providing the **estimated** shared revenue amounts your local government will receive in 2025 under current state law for county and municipal aid, supplemental county and municipal aid, utility aid and the expenditure restraint incentive program. This does not include adjustments, shown on the July and November payment notices.

District	VILLAGE OF WARRENS	County	MONROE	Co-muni code	41-185
-----------------	--------------------	---------------	--------	---------------------	--------

Estimate Information

For an explanation of each aid payment listed below, review the additional information in this notice.

2025 Original Estimate	
1. County and municipal aid	\$79,599.73
2. Utility aid	\$0.00
3. Supplemental county and municipal aid	\$40,077.83
4. Expenditure restraint incentive program	\$50,584.07
5. Total Estimated 2025 Payments (sum of Lines 1-4)	\$170,261.63

Payment Information

Your local government will receive two distributions in 2025 :

- July 28, 2025: 15% of Line 1, 2, and 3 and 100% of Line 4 (*shown above*)
- November 17, 2025: balance of your 2025 aid payments

County and Municipal Aid

Under state law, the county and municipal aid paid to each county and municipality must be equal to the amount determined in 2012 (sec. 79.036, Wis. Stats.) and adjusted for fallen protective services insurance reimbursement (sec. 79.036(4), Wis. Stats.).

County and Municipal Aid Calculation	
1. Prior year county and municipal aid	\$77,815.72
2. Increase due to sales tax revenue, including adjustments (<i>district changes</i>)	\$1,789.76
3. Fallen protective services insurance adjustment	-\$5.75
4. Fallen protective services insurance reimbursement (<i>reported to DOR</i>)	\$0.00
5. Total County and Municipal Aid (sum of Lines 1-4)	\$79,599.73

Utility Aid

- Under state law, utility aid is distributed to each county and municipality where tax-exempt utility property is located (sec. 79.04, Wis. Stats.)
- Utility companies report utility property information to DOR annually
- DOR uses the provided information to accurately calculate utility aid (*shown below*)

Utility Aid Calculation	
1. Net book value, <i>as of December 31, 2024 (including expected additions/retirements)</i>	\$0.00
2. Total net book value payment	\$0.00
3. Minimum payment	\$0.00
4. Megawatt capacity	0.0
5. Megawatt capacity payment	\$0.00
6. Closed/decommissioned production plant (phased down) payment	\$0.00
7. Subtotal (<i>sum of Lines 2, 3, 5 and 6</i>)	\$0.00
8. Population cap	\$228,225.00
9. Adjusted subtotal (<i>lesser of Line 7 or Line 8</i>)	\$0.00
10. Adjacent site incentive payment	\$0.00
11. Baseload incentive payment	\$0.00
12. Co-generation incentive payment	\$0.00
13. Alternative energy incentive payment	\$0.00
14. Total incentive payments (<i>sum of Lines 10 through 13</i>)	\$0.00
15. Spent nuclear fuel payment	\$0.00
16. Total Utility Aid – this is the utility aid payment listed on the front of the estimate (<i>sum of Lines 9, 14 and 15</i>)	\$0.00

Supplemental County and Municipal Aid

- Under state law, supplemental county and municipal aid paid to each county and municipality is determined by 2023 Wisconsin Act 12 (sec. 79.037, Wis. Stats.)
- For detailed information, review [county and municipal aid spreadsheet](#)

Supplemental County and Municipal Aid Calculation	
1. Prior year supplemental county and municipal aid	\$39,176.76
2. Increase due to sales tax revenue including adjustments (<i>district changes</i>)	\$901.07
3. Total Supplemental County and Municipal Aid (<i>sum of Lines 1 and 2</i>)	\$40,077.83

Expenditure Restraint Incentive Program

- Only municipalities are eligible to receive Expenditure Restraint Incentive Program (ERIP) payments
- Under state law, in 2025, each municipality will receive a payment that is equal to the amount of the payment received by the municipality in 2024 (sec. 79.05(4), Wis. Stats., from 2023 WI Act 12 – notwithstanding subs. (2) and (3))

Contact Information

If you have questions, contact us at lgs@wisconsin.gov, (608) 266-8618 or (608) 261-5167.



State of Wisconsin • DEPARTMENT OF REVENUE

DIVISION OF STATE AND LOCAL FINANCE • BUREAU OF LOCAL GOVERNMENT SERVICES • 2135 RIMROCK RD MADISON, WI 53713

Mailing Address:
PO Box 8971 #6-97
Madison WI 53708-8971
Fax: (608) 264-6887
lgs@wisconsin.gov

September 13, 2024

MINDY HAASE
VILLAGE OF WILTON
400 EAST ST, SUITE 103
WILTON WI 54670

Notice of Shared Revenue – 2025 Original Estimate

Notice Information

The Wisconsin Department of Revenue (DOR) is providing the **estimated** shared revenue amounts your local government will receive in 2025 under current state law for county and municipal aid, supplemental county and municipal aid, utility aid and the expenditure restraint incentive program. This does not include adjustments, shown on the July and November payment notices.

District	VILLAGE OF WILTON	County	MONROE	Co-muni code	41-191
-----------------	-------------------	---------------	--------	---------------------	--------

Estimate Information

For an explanation of each aid payment listed below, review the additional information in this notice.

2025 Original Estimate	
1. County and municipal aid	\$188,218.74
2. Utility aid	\$0.00
3. Supplemental county and municipal aid	\$39,802.81
4. Expenditure restraint incentive program	\$0.00
5. Total Estimated 2025 Payments (sum of Lines 1-4)	\$228,021.55

Payment Information

Your local government will receive two distributions in 2025 :

- July 28, 2025: 15% of Line 1, 2, and 3 and 100% of Line 4 (*shown above*)
- November 17, 2025: balance of your 2025 aid payments

County and Municipal Aid

Under state law, the county and municipal aid paid to each county and municipality must be equal to the amount determined in 2012 (sec. 79.036, Wis. Stats.) and adjusted for fallen protective services insurance reimbursement (sec. 79.036(4), Wis. Stats.).

County and Municipal Aid Calculation	
1. Prior year county and municipal aid	\$184,000.33
2. Increase due to sales tax revenue, including adjustments (<i>district changes</i>)	\$4,232.01
3. Fallen protective services insurance adjustment	-\$13.60
4. Fallen protective services insurance reimbursement (<i>reported to DOR</i>)	\$0.00
5. Total County and Municipal Aid (sum of Lines 1-4)	\$188,218.74

Utility Aid

- Under state law, utility aid is distributed to each county and municipality where tax-exempt utility property is located (sec. 79.04, Wis. Stats.)
- Utility companies report utility property information to DOR annually
- DOR uses the provided information to accurately calculate utility aid (*shown below*)

Utility Aid Calculation	
1. Net book value, as of December 31, 2024 (including expected additions/retirements)	\$0.00
2. Total net book value payment	\$0.00
3. Minimum payment	\$0.00
4. Megawatt capacity	0.0
5. Megawatt capacity payment	\$0.00
6. Closed/decommissioned production plant (phased down) payment	\$0.00
7. Subtotal (sum of Lines 2, 3, 5 and 6)	\$0.00
8. Population cap	\$219,300.00
9. Adjusted subtotal (lesser of Line 7 or Line 8)	\$0.00
10. Adjacent site incentive payment	\$0.00
11. Baseload incentive payment	\$0.00
12. Co-generation incentive payment	\$0.00
13. Alternative energy incentive payment	\$0.00
14. Total incentive payments (sum of Lines 10 through 13)	\$0.00
15. Spent nuclear fuel payment	\$0.00
16. Total Utility Aid – this is the utility aid payment listed on the front of the estimate (sum of Lines 9, 14 and 15)	\$0.00

Supplemental County and Municipal Aid

- Under state law, supplemental county and municipal aid paid to each county and municipality is determined by 2023 Wisconsin Act 12 (sec. 79.037, Wis. Stats.)
- For detailed information, review [county and municipal aid spreadsheet](#)

Supplemental County and Municipal Aid Calculation	
1. Prior year supplemental county and municipal aid	\$38,907.93
2. Increase due to sales tax revenue including adjustments (district changes)	\$894.88
3. Total Supplemental County and Municipal Aid (sum of Lines 1 and 2)	\$39,802.81

Expenditure Restraint Incentive Program

- Only municipalities are eligible to receive Expenditure Restraint Incentive Program (ERIP) payments
- Under state law, in 2025, each municipality will receive a payment that is equal to the amount of the payment received by the municipality in 2024 (sec. 79.05(4), Wis. Stats., from 2023 WI Act 12 – notwithstanding subs. (2) and (3))

Contact Information

If you have questions, contact us at lgs@wisconsin.gov, (608) 266-8618 or (608) 261-5167.



State of Wisconsin • DEPARTMENT OF REVENUE

DIVISION OF STATE AND LOCAL FINANCE • BUREAU OF LOCAL GOVERNMENT SERVICES • 2135 RIMROCK RD MADISON, WI 53713

Mailing Address:
PO Box 8971 #6-97
Madison WI 53708-8971
Fax: (608) 264-6887
lgs@wisconsin.gov

September 13, 2024

JOAN SUTHERLAND
VILLAGE OF WYEVILLE
209 2ND ST
WYEVILLE WI 54660-4006

Notice of Shared Revenue – 2025 Original Estimate

Notice Information

The Wisconsin Department of Revenue (DOR) is providing the **estimated** shared revenue amounts your local government will receive in 2025 under current state law for county and municipal aid, supplemental county and municipal aid, utility aid and the expenditure restraint incentive program. This does not include adjustments, shown on the July and November payment notices.

District	VILLAGE OF WYEVILLE	County	MONROE	Co-muni code	41-192
-----------------	---------------------	---------------	--------	---------------------	--------

Estimate Information

For an explanation of each aid payment listed below, review the additional information in this notice.

2025 Original Estimate	
1. County and municipal aid	\$42,640.61
2. Utility aid	\$0.00
3. Supplemental county and municipal aid	\$32,719.42
4. Expenditure restraint incentive program	\$0.00
5. Total Estimated 2025 Payments (sum of Lines 1-4)	\$75,360.03

Payment Information

Your local government will receive two distributions in 2025 :

- July 28, 2025: 15% of Line 1, 2, and 3 and 100% of Line 4 (*shown above*)
- November 17, 2025: balance of your 2025 aid payments

County and Municipal Aid

Under state law, the county and municipal aid paid to each county and municipality must be equal to the amount determined in 2012 (sec. 79.036, Wis. Stats.) and adjusted for fallen protective services insurance reimbursement (sec. 79.036(4), Wis. Stats.).

County and Municipal Aid Calculation	
1. Prior year county and municipal aid	\$41,684.94
2. Increase due to sales tax revenue, including adjustments (<i>district changes</i>)	\$958.75
3. Fallen protective services insurance adjustment	-\$3.08
4. Fallen protective services insurance reimbursement (<i>reported to DOR</i>)	\$0.00
5. Total County and Municipal Aid (sum of Lines 1-4)	\$42,640.61

Utility Aid

- Under state law, utility aid is distributed to each county and municipality where tax-exempt utility property is located (sec. 79.04, Wis. Stats.)
- Utility companies report utility property information to DOR annually
- DOR uses the provided information to accurately calculate utility aid (*shown below*)

Utility Aid Calculation	
1. Net book value, <i>as of December 31, 2024 (including expected additions/retirements)</i>	\$0.00
2. Total net book value payment	\$0.00
3. Minimum payment	\$0.00
4. Megawatt capacity	0.0
5. Megawatt capacity payment	\$0.00
6. Closed/decommissioned production plant (phased down) payment	\$0.00
7. Subtotal (<i>sum of Lines 2, 3, 5 and 6</i>)	\$0.00
8. Population cap	\$49,300.00
9. Adjusted subtotal (<i>lesser of Line 7 or Line 8</i>)	\$0.00
10. Adjacent site incentive payment	\$0.00
11. Baseload incentive payment	\$0.00
12. Co-generation incentive payment	\$0.00
13. Alternative energy incentive payment	\$0.00
14. Total incentive payments (<i>sum of Lines 10 through 13</i>)	\$0.00
15. Spent nuclear fuel payment	\$0.00
16. Total Utility Aid – this is the utility aid payment listed on the front of the estimate (<i>sum of Lines 9, 14 and 15</i>)	\$0.00

Supplemental County and Municipal Aid

- Under state law, supplemental county and municipal aid paid to each county and municipality is determined by 2023 Wisconsin Act 12 (sec. 79.037, Wis. Stats.)
- For detailed information, review [county and municipal aid spreadsheet](#)

Supplemental County and Municipal Aid Calculation	
1. Prior year supplemental county and municipal aid	\$31,983.79
2. Increase due to sales tax revenue including adjustments (<i>district changes</i>)	\$735.63
3. Total Supplemental County and Municipal Aid (<i>sum of Lines 1 and 2</i>)	\$32,719.42

Expenditure Restraint Incentive Program

- Only municipalities are eligible to receive Expenditure Restraint Incentive Program (ERIP) payments
- Under state law, in 2025, each municipality will receive a payment that is equal to the amount of the payment received by the municipality in 2024 (sec. 79.05(4), Wis. Stats., from 2023 WI Act 12 – notwithstanding subs. (2) and (3))

Contact Information

If you have questions, contact us at lgs@wisconsin.gov, (608) 266-8618 or (608) 261-5167.



State of Wisconsin • DEPARTMENT OF REVENUE

DIVISION OF STATE AND LOCAL FINANCE • BUREAU OF LOCAL GOVERNMENT SERVICES • 2135 RIMROCK RD MADISON, WI 53713

Mailing Address:
PO Box 8971 #6-97
Madison WI 53708-8971
Fax: (608) 264-6887
lgs@wisconsin.gov

September 13, 2024

JENNIFER LYDON
CITY OF SPARTA
201 W OAK ST
SPARTA WI 54656-2148

Notice of Shared Revenue – 2025 Original Estimate

Notice Information

The Wisconsin Department of Revenue (DOR) is providing the **estimated** shared revenue amounts your local government will receive in 2025 under current state law for county and municipal aid, supplemental county and municipal aid, utility aid and the expenditure restraint incentive program. This does not include adjustments, shown on the July and November payment notices.

District	CITY OF SPARTA	County	MONROE	Co-muni code	41-281
-----------------	----------------	---------------	--------	---------------------	--------

Estimate Information

For an explanation of each aid payment listed below, review the additional information in this notice.

2025 Original Estimate	
1. County and municipal aid	\$2,002,293.24
2. Utility aid	\$15,400.01
3. Supplemental county and municipal aid	\$486,038.13
4. Expenditure restraint incentive program	\$20,251.08
5. Total Estimated 2025 Payments (sum of Lines 1-4)	\$2,523,982.46

Payment Information

Your local government will receive two distributions in 2025 :

- July 28, 2025: 15% of Line 1, 2, and 3 and 100% of Line 4 (*shown above*)
- November 17, 2025: balance of your 2025 aid payments

County and Municipal Aid

Under state law, the county and municipal aid paid to each county and municipality must be equal to the amount determined in 2012 (sec. 79.036, Wis. Stats.) and adjusted for fallen protective services insurance reimbursement (sec. 79.036(4), Wis. Stats.).

County and Municipal Aid Calculation	
1. Prior year county and municipal aid	\$1,957,417.30
2. Increase due to sales tax revenue, including adjustments (<i>district changes</i>)	\$45,020.60
3. Fallen protective services insurance adjustment	-\$144.66
4. Fallen protective services insurance reimbursement (<i>reported to DOR</i>)	\$0.00
5. Total County and Municipal Aid (sum of Lines 1-4)	\$2,002,293.24

Utility Aid

- Under state law, utility aid is distributed to each county and municipality where tax-exempt utility property is located (sec. 79.04, Wis. Stats.)
- Utility companies report utility property information to DOR annually
- DOR uses the provided information to accurately calculate utility aid (*shown below*)

Utility Aid Calculation	
1. Net book value, <i>as of December 31, 2024 (including expected additions/retirements)</i>	\$2,566,669.00
2. Total net book value payment	\$15,400.01
3. Minimum payment	\$0.00
4. Megawatt capacity	0.0
5. Megawatt capacity payment	\$0.00
6. Closed/decommissioned production plant (phased down) payment	\$0.00
7. Subtotal (<i>sum of Lines 2, 3, 5 and 6</i>)	\$15,400.01
8. Population cap	\$4,258,075.00
9. Adjusted subtotal (<i>lesser of Line 7 or Line 8</i>)	\$15,400.01
10. Adjacent site incentive payment	\$0.00
11. Baseload incentive payment	\$0.00
12. Co-generation incentive payment	\$0.00
13. Alternative energy incentive payment	\$0.00
14. Total incentive payments (<i>sum of Lines 10 through 13</i>)	\$0.00
15. Spent nuclear fuel payment	\$0.00
16. Total Utility Aid – this is the utility aid payment listed on the front of the estimate (<i>sum of Lines 9, 14 and 15</i>)	\$15,400.01

Supplemental County and Municipal Aid

- Under state law, supplemental county and municipal aid paid to each county and municipality is determined by 2023 Wisconsin Act 12 (sec. 79.037, Wis. Stats.)
- For detailed information, review [county and municipal aid spreadsheet](#)

Supplemental County and Municipal Aid Calculation	
1. Prior year supplemental county and municipal aid	\$475,110.59
2. Increase due to sales tax revenue including adjustments (<i>district changes</i>)	\$10,927.54
3. Total Supplemental County and Municipal Aid (<i>sum of Lines 1 and 2</i>)	\$486,038.13

Expenditure Restraint Incentive Program

- Only municipalities are eligible to receive Expenditure Restraint Incentive Program (ERIP) payments
- Under state law, in 2025, each municipality will receive a payment that is equal to the amount of the payment received by the municipality in 2024 (sec. 79.05(4), Wis. Stats., from 2023 WI Act 12 – notwithstanding subs. (2) and (3))

Contact Information

If you have questions, contact us at lgs@wisconsin.gov, (608) 266-8618 or (608) 261-5167.



State of Wisconsin • DEPARTMENT OF REVENUE

DIVISION OF STATE AND LOCAL FINANCE • BUREAU OF LOCAL GOVERNMENT SERVICES • 2135 RIMROCK RD MADISON, WI 53713

Mailing Address:
PO Box 8971 #6-97
Madison WI 53708-8971
Fax: (608) 264-6887
lgs@wisconsin.gov

September 13, 2024

BECKI WEYER
CITY OF TOMAH
819 SUPERIOR AVE
TOMAH WI 54660-2046

Notice of Shared Revenue – 2025 Original Estimate

Notice Information

The Wisconsin Department of Revenue (DOR) is providing the **estimated** shared revenue amounts your local government will receive in 2025 under current state law for county and municipal aid, supplemental county and municipal aid, utility aid and the expenditure restraint incentive program. This does not include adjustments, shown on the July and November payment notices.

District	CITY OF TOMAH	County	MONROE	Co-muni code	41-286
-----------------	---------------	---------------	--------	---------------------	--------

Estimate Information

For an explanation of each aid payment listed below, review the additional information in this notice.

2025 Original Estimate	
1. County and municipal aid	\$1,627,767.30
2. Utility aid	\$49,786.46
3. Supplemental county and municipal aid	\$407,352.90
4. Expenditure restraint incentive program	\$159,825.28
5. Total Estimated 2025 Payments (sum of Lines 1-4)	\$2,244,731.94

Payment Information

Your local government will receive two distributions in 2025 :

- July 28, 2025: 15% of Line 1, 2, and 3 and 100% of Line 4 (*shown above*)
- November 17, 2025: balance of your 2025 aid payments

County and Municipal Aid

Under state law, the county and municipal aid paid to each county and municipality must be equal to the amount determined in 2012 (sec. 79.036, Wis. Stats.) and adjusted for fallen protective services insurance reimbursement (sec. 79.036(4), Wis. Stats.).

County and Municipal Aid Calculation	
1. Prior year county and municipal aid	\$1,591,285.34
2. Increase due to sales tax revenue, including adjustments (<i>district changes</i>)	\$36,599.56
3. Fallen protective services insurance adjustment	-\$117.60
4. Fallen protective services insurance reimbursement (<i>reported to DOR</i>)	\$0.00
5. Total County and Municipal Aid (sum of Lines 1-4)	\$1,627,767.30

Utility Aid

- Under state law, utility aid is distributed to each county and municipality where tax-exempt utility property is located (sec. 79.04, Wis. Stats.)
- Utility companies report utility property information to DOR annually
- DOR uses the provided information to accurately calculate utility aid (*shown below*)

Utility Aid Calculation	
1. Net book value, as of December 31, 2024 (including expected additions/retirements)	\$8,297,743.00
2. Total net book value payment	\$49,786.46
3. Minimum payment	\$0.00
4. Megawatt capacity	0.0
5. Megawatt capacity payment	\$0.00
6. Closed/decommissioned production plant (phased down) payment	\$0.00
7. Subtotal (sum of Lines 2, 3, 5 and 6)	\$49,786.46
8. Population cap	\$4,239,375.00
9. Adjusted subtotal (lesser of Line 7 or Line 8)	\$49,786.46
10. Adjacent site incentive payment	\$0.00
11. Baseload incentive payment	\$0.00
12. Co-generation incentive payment	\$0.00
13. Alternative energy incentive payment	\$0.00
14. Total incentive payments (sum of Lines 10 through 13)	\$0.00
15. Spent nuclear fuel payment	\$0.00
16. Total Utility Aid – this is the utility aid payment listed on the front of the estimate (sum of Lines 9, 14 and 15)	\$49,786.46

Supplemental County and Municipal Aid

- Under state law, supplemental county and municipal aid paid to each county and municipality is determined by 2023 Wisconsin Act 12 (sec. 79.037, Wis. Stats.)
- For detailed information, review [county and municipal aid spreadsheet](#)

Supplemental County and Municipal Aid Calculation	
1. Prior year supplemental county and municipal aid	\$398,194.43
2. Increase due to sales tax revenue including adjustments (<i>district changes</i>)	\$9,158.47
3. Total Supplemental County and Municipal Aid (sum of Lines 1 and 2)	\$407,352.90

Expenditure Restraint Incentive Program

- Only municipalities are eligible to receive Expenditure Restraint Incentive Program (ERIP) payments
- Under state law, in 2025, each municipality will receive a payment that is equal to the amount of the payment received by the municipality in 2024 (sec. 79.05(4), Wis. Stats., from 2023 WI Act 12 – notwithstanding subs. (2) and (3))

Contact Information

If you have questions, contact us at lgs@wisconsin.gov, (608) 266-8618 or (608) 261-5167.



State of Wisconsin • DEPARTMENT OF REVENUE

DIVISION OF STATE AND LOCAL FINANCE • BUREAU OF LOCAL GOVERNMENT SERVICES • 2135 RIMROCK RD MADISON, WI 53713

Mailing Address:
PO Box 8971 #6-97
Madison WI 53708-8971
Fax: (608) 264-6887
lgs@wisconsin.gov

September 13, 2024

SHELLEY BOHL
COUNTY OF MONROE
202 S K ST - RM 1
SPARTA WI 54656-2187

Notice of Shared Revenue – 2025 Original Estimate

Notice Information

The Wisconsin Department of Revenue (DOR) is providing the **estimated** shared revenue amounts your local government will receive in 2025 under current state law for county and municipal aid, supplemental county and municipal aid, utility aid and the expenditure restraint incentive program. This does not include adjustments, shown on the July and November payment notices.

District	COUNTY OF MONROE	County	MONROE	Co-muni code	41-999
-----------------	------------------	---------------	--------	---------------------	--------

Estimate Information

For an explanation of each aid payment listed below, review the additional information in this notice.

2025 Original Estimate	
1. County and municipal aid	\$2,173,750.68
2. Utility aid	\$184,449.44
3. Supplemental county and municipal aid	\$956,878.57
4. Expenditure restraint incentive program	\$0.00
5. Total Estimated 2025 Payments (sum of Lines 1-4)	\$3,315,078.69

Payment Information

Your local government will receive two distributions in 2025 :

- July 28, 2025: 15% of Line 1, 2, and 3 and 100% of Line 4 (*shown above*)
- November 17, 2025: balance of your 2025 aid payments

County and Municipal Aid

Under state law, the county and municipal aid paid to each county and municipality must be equal to the amount determined in 2012 (sec. 79.036, Wis. Stats.) and adjusted for fallen protective services insurance reimbursement (sec. 79.036(4), Wis. Stats.).

County and Municipal Aid Calculation	
1. Prior year county and municipal aid	\$2,125,031.99
2. Increase due to sales tax revenue, including adjustments (<i>district changes</i>)	\$48,875.74
3. Fallen protective services insurance adjustment	-\$157.05
4. Fallen protective services insurance reimbursement (<i>reported to DOR</i>)	\$0.00
5. Total County and Municipal Aid (sum of Lines 1-4)	\$2,173,750.68

Utility Aid

- Under state law, utility aid is distributed to each county and municipality where tax-exempt utility property is located (sec. 79.04, Wis. Stats.)
- Utility companies report utility property information to DOR annually
- DOR uses the provided information to accurately calculate utility aid (*shown below*)

Utility Aid Calculation	
1. Net book value, <i>as of December 31, 2024 (including expected additions/retirements)</i>	\$37,704,957.00
2. Total net book value payment	\$184,449.44
3. Minimum payment	\$0.00
4. Megawatt capacity	0.0
5. Megawatt capacity payment	\$0.00
6. Closed/decommissioned production plant (phased down) payment	\$0.00
7. Subtotal (<i>sum of Lines 2, 3, 5 and 6</i>)	\$184,449.44
8. Population cap	\$5,878,250.00
9. Adjusted subtotal (<i>lesser of Line 7 or Line 8</i>)	\$184,449.44
10. Adjacent site incentive payment	\$0.00
11. Baseload incentive payment	\$0.00
12. Co-generation incentive payment	\$0.00
13. Alternative energy incentive payment	\$0.00
14. Total incentive payments (<i>sum of Lines 10 through 13</i>)	\$0.00
15. Spent nuclear fuel payment	\$0.00
16. Total Utility Aid – this is the utility aid payment listed on the front of the estimate (<i>sum of Lines 9, 14 and 15</i>)	\$184,449.44

Supplemental County and Municipal Aid

- Under state law, supplemental county and municipal aid paid to each county and municipality is determined by 2023 Wisconsin Act 12 (sec. 79.037, Wis. Stats.)
- For detailed information, review [county and municipal aid spreadsheet](#)

Supplemental County and Municipal Aid Calculation	
1. Prior year supplemental county and municipal aid	\$935,365.17
2. Increase due to sales tax revenue including adjustments (<i>district changes</i>)	\$21,513.40
3. Total Supplemental County and Municipal Aid (<i>sum of Lines 1 and 2</i>)	\$956,878.57

Expenditure Restraint Incentive Program

- Only municipalities are eligible to receive Expenditure Restraint Incentive Program (ERIP) payments
- Under state law, in 2025, each municipality will receive a payment that is equal to the amount of the payment received by the municipality in 2024 (sec. 79.05(4), Wis. Stats., from 2023 WI Act 12 – notwithstanding subs. (2) and (3))

Contact Information

If you have questions, contact us at lgs@wisconsin.gov, (608) 266-8618 or (608) 261-5167.



State of Wisconsin • DEPARTMENT OF REVENUE

DIVISION OF STATE AND LOCAL FINANCE • BUREAU OF LOCAL GOVERNMENT SERVICES • 2135 RIMROCK RD MADISON, WI 53713

Mailing Address:
PO Box 8971 #6-97
Madison WI 53708-8971
Fax: (608) 264-6887
lgs@wisconsin.gov

September 13, 2024

JEAN HANSEN
TOWN OF ABRAMS
5877 MAIN ST
ABRAMS WI 54101

Notice of Shared Revenue – 2025 Original Estimate

Notice Information

The Wisconsin Department of Revenue (DOR) is providing the **estimated** shared revenue amounts your local government will receive in 2025 under current state law for county and municipal aid, supplemental county and municipal aid, utility aid and the expenditure restraint incentive program. This does not include adjustments, shown on the July and November payment notices.

District	TOWN OF ABRAMS	County	OCONTO	Co-muni code	42-002
-----------------	----------------	---------------	--------	---------------------	--------

Estimate Information

For an explanation of each aid payment listed below, review the additional information in this notice.

2025 Original Estimate	
1. County and municipal aid	\$36,574.14
2. Utility aid	\$0.00
3. Supplemental county and municipal aid	\$65,526.73
4. Expenditure restraint incentive program	\$0.00
5. Total Estimated 2025 Payments (sum of Lines 1-4)	\$102,100.87

Payment Information

Your local government will receive two distributions in 2025 :

- July 28, 2025: 15% of Line 1, 2, and 3 and 100% of Line 4 (*shown above*)
- November 17, 2025: balance of your 2025 aid payments

County and Municipal Aid

Under state law, the county and municipal aid paid to each county and municipality must be equal to the amount determined in 2012 (sec. 79.036, Wis. Stats.) and adjusted for fallen protective services insurance reimbursement (sec. 79.036(4), Wis. Stats.).

County and Municipal Aid Calculation	
1. Prior year county and municipal aid	\$35,754.43
2. Increase due to sales tax revenue, including adjustments (<i>district changes</i>)	\$822.35
3. Fallen protective services insurance adjustment	-\$2.64
4. Fallen protective services insurance reimbursement (<i>reported to DOR</i>)	\$0.00
5. Total County and Municipal Aid (sum of Lines 1-4)	\$36,574.14

Utility Aid

- Under state law, utility aid is distributed to each county and municipality where tax-exempt utility property is located (sec. 79.04, Wis. Stats.)
- Utility companies report utility property information to DOR annually
- DOR uses the provided information to accurately calculate utility aid (*shown below*)

Utility Aid Calculation	
1. Net book value, <i>as of December 31, 2024 (including expected additions/retirements)</i>	\$0.00
2. Total net book value payment	\$0.00
3. Minimum payment	\$0.00
4. Megawatt capacity	0.0
5. Megawatt capacity payment	\$0.00
6. Closed/decommissioned production plant (phased down) payment	\$0.00
7. Subtotal (<i>sum of Lines 2, 3, 5 and 6</i>)	\$0.00
8. Population cap	\$850,000.00
9. Adjusted subtotal (<i>lesser of Line 7 or Line 8</i>)	\$0.00
10. Adjacent site incentive payment	\$0.00
11. Baseload incentive payment	\$0.00
12. Co-generation incentive payment	\$0.00
13. Alternative energy incentive payment	\$0.00
14. Total incentive payments (<i>sum of Lines 10 through 13</i>)	\$0.00
15. Spent nuclear fuel payment	\$0.00
16. Total Utility Aid – this is the utility aid payment listed on the front of the estimate <i>(sum of Lines 9, 14 and 15)</i>	\$0.00

Supplemental County and Municipal Aid

- Under state law, supplemental county and municipal aid paid to each county and municipality is determined by 2023 Wisconsin Act 12 (sec. 79.037, Wis. Stats.)
- For detailed information, review [county and municipal aid spreadsheet](#)

Supplemental County and Municipal Aid Calculation	
1. Prior year supplemental county and municipal aid	\$64,053.50
2. Increase due to sales tax revenue including adjustments (<i>district changes</i>)	\$1,473.23
3. Total Supplemental County and Municipal Aid (<i>sum of Lines 1 and 2</i>)	\$65,526.73

Expenditure Restraint Incentive Program

- Only municipalities are eligible to receive Expenditure Restraint Incentive Program (ERIP) payments
- Under state law, in 2025, each municipality will receive a payment that is equal to the amount of the payment received by the municipality in 2024 (sec. 79.05(4), Wis. Stats., from 2023 WI Act 12 – notwithstanding subs. (2) and (3))

Contact Information

If you have questions, contact us at lgs@wisconsin.gov, (608) 266-8618 or (608) 261-5167.



State of Wisconsin • DEPARTMENT OF REVENUE

DIVISION OF STATE AND LOCAL FINANCE • BUREAU OF LOCAL GOVERNMENT SERVICES • 2135 RIMROCK RD MADISON, WI 53713

Mailing Address:
PO Box 8971 #6-97
Madison WI 53708-8971
Fax: (608) 264-6887
lgs@wisconsin.gov

September 13, 2024

ALAN SLEETER
TOWN OF BAGLEY
10005 MADSEN RD
SURING WI 54174-9611

Notice of Shared Revenue – 2025 Original Estimate

Notice Information

The Wisconsin Department of Revenue (DOR) is providing the **estimated** shared revenue amounts your local government will receive in 2025 under current state law for county and municipal aid, supplemental county and municipal aid, utility aid and the expenditure restraint incentive program. This does not include adjustments, shown on the July and November payment notices.

District	TOWN OF BAGLEY	County	OCONTO	Co-muni code	42-006
-----------------	----------------	---------------	--------	---------------------	--------

Estimate Information

For an explanation of each aid payment listed below, review the additional information in this notice.

2025 Original Estimate	
1. County and municipal aid	\$9,516.86
2. Utility aid	\$0.00
3. Supplemental county and municipal aid	\$35,505.08
4. Expenditure restraint incentive program	\$0.00
5. Total Estimated 2025 Payments (sum of Lines 1-4)	\$45,021.94

Payment Information

Your local government will receive two distributions in 2025 :

- July 28, 2025: 15% of Line 1, 2, and 3 and 100% of Line 4 (*shown above*)
- November 17, 2025: balance of your 2025 aid payments

County and Municipal Aid

Under state law, the county and municipal aid paid to each county and municipality must be equal to the amount determined in 2012 (sec. 79.036, Wis. Stats.) and adjusted for fallen protective services insurance reimbursement (sec. 79.036(4), Wis. Stats.).

County and Municipal Aid Calculation	
1. Prior year county and municipal aid	\$9,303.57
2. Increase due to sales tax revenue, including adjustments (<i>district changes</i>)	\$213.98
3. Fallen protective services insurance adjustment	-\$0.69
4. Fallen protective services insurance reimbursement (<i>reported to DOR</i>)	\$0.00
5. Total County and Municipal Aid (sum of Lines 1-4)	\$9,516.86

Utility Aid

- Under state law, utility aid is distributed to each county and municipality where tax-exempt utility property is located (sec. 79.04, Wis. Stats.)
- Utility companies report utility property information to DOR annually
- DOR uses the provided information to accurately calculate utility aid (*shown below*)

Utility Aid Calculation	
1. Net book value, <i>as of December 31, 2024 (including expected additions/retirements)</i>	\$0.00
2. Total net book value payment	\$0.00
3. Minimum payment	\$0.00
4. Megawatt capacity	0.0
5. Megawatt capacity payment	\$0.00
6. Closed/decommissioned production plant (phased down) payment	\$0.00
7. Subtotal (<i>sum of Lines 2, 3, 5 and 6</i>)	\$0.00
8. Population cap	\$118,575.00
9. Adjusted subtotal (<i>lesser of Line 7 or Line 8</i>)	\$0.00
10. Adjacent site incentive payment	\$0.00
11. Baseload incentive payment	\$0.00
12. Co-generation incentive payment	\$0.00
13. Alternative energy incentive payment	\$0.00
14. Total incentive payments (<i>sum of Lines 10 through 13</i>)	\$0.00
15. Spent nuclear fuel payment	\$0.00
16. Total Utility Aid – this is the utility aid payment listed on the front of the estimate (<i>sum of Lines 9, 14 and 15</i>)	\$0.00

Supplemental County and Municipal Aid

- Under state law, supplemental county and municipal aid paid to each county and municipality is determined by 2023 Wisconsin Act 12 (sec. 79.037, Wis. Stats.)
- For detailed information, review [county and municipal aid spreadsheet](#)

Supplemental County and Municipal Aid Calculation	
1. Prior year supplemental county and municipal aid	\$34,706.82
2. Increase due to sales tax revenue including adjustments (<i>district changes</i>)	\$798.26
3. Total Supplemental County and Municipal Aid (<i>sum of Lines 1 and 2</i>)	\$35,505.08

Expenditure Restraint Incentive Program

- Only municipalities are eligible to receive Expenditure Restraint Incentive Program (ERIP) payments
- Under state law, in 2025, each municipality will receive a payment that is equal to the amount of the payment received by the municipality in 2024 (sec. 79.05(4), Wis. Stats., from 2023 WI Act 12 – notwithstanding subs. (2) and (3))

Contact Information

If you have questions, contact us at lgs@wisconsin.gov, (608) 266-8618 or (608) 261-5167.



State of Wisconsin • DEPARTMENT OF REVENUE

DIVISION OF STATE AND LOCAL FINANCE • BUREAU OF LOCAL GOVERNMENT SERVICES • 2135 RIMROCK RD MADISON, WI 53713

Mailing Address:
PO Box 8971 #6-97
Madison WI 53708-8971
Fax: (608) 264-6887
lgs@wisconsin.gov

September 13, 2024

BROOKE KRIESCHER
TOWN OF BRAZEAU
10892 PARKWAY ROAD
POUND WI 54161-8601

Notice of Shared Revenue – 2025 Original Estimate

Notice Information

The Wisconsin Department of Revenue (DOR) is providing the **estimated** shared revenue amounts your local government will receive in 2025 under current state law for county and municipal aid, supplemental county and municipal aid, utility aid and the expenditure restraint incentive program. This does not include adjustments, shown on the July and November payment notices.

District	TOWN OF BRAZEAU	County	OCONTO	Co-muni code	42-008
-----------------	-----------------	---------------	--------	---------------------	--------

Estimate Information

For an explanation of each aid payment listed below, review the additional information in this notice.

2025 Original Estimate	
1. County and municipal aid	\$23,301.35
2. Utility aid	\$285.83
3. Supplemental county and municipal aid	\$53,752.61
4. Expenditure restraint incentive program	\$0.00
5. Total Estimated 2025 Payments (sum of Lines 1-4)	\$77,339.79

Payment Information

Your local government will receive two distributions in 2025 :

- July 28, 2025: 15% of Line 1, 2, and 3 and 100% of Line 4 (*shown above*)
- November 17, 2025: balance of your 2025 aid payments

County and Municipal Aid

Under state law, the county and municipal aid paid to each county and municipality must be equal to the amount determined in 2012 (sec. 79.036, Wis. Stats.) and adjusted for fallen protective services insurance reimbursement (sec. 79.036(4), Wis. Stats.).

County and Municipal Aid Calculation	
1. Prior year county and municipal aid	\$22,779.11
2. Increase due to sales tax revenue, including adjustments (<i>district changes</i>)	\$523.92
3. Fallen protective services insurance adjustment	-\$1.68
4. Fallen protective services insurance reimbursement (<i>reported to DOR</i>)	\$0.00
5. Total County and Municipal Aid (sum of Lines 1-4)	\$23,301.35

Utility Aid

- Under state law, utility aid is distributed to each county and municipality where tax-exempt utility property is located (sec. 79.04, Wis. Stats.)
- Utility companies report utility property information to DOR annually
- DOR uses the provided information to accurately calculate utility aid (*shown below*)

Utility Aid Calculation	
1. Net book value, <i>as of December 31, 2024 (including expected additions/retirements)</i>	\$95,277.00
2. Total net book value payment	\$285.83
3. Minimum payment	\$0.00
4. Megawatt capacity	0.0
5. Megawatt capacity payment	\$0.00
6. Closed/decommissioned production plant (phased down) payment	\$0.00
7. Subtotal (<i>sum of Lines 2, 3, 5 and 6</i>)	\$285.83
8. Population cap	\$572,900.00
9. Adjusted subtotal (<i>lesser of Line 7 or Line 8</i>)	\$285.83
10. Adjacent site incentive payment	\$0.00
11. Baseload incentive payment	\$0.00
12. Co-generation incentive payment	\$0.00
13. Alternative energy incentive payment	\$0.00
14. Total incentive payments (<i>sum of Lines 10 through 13</i>)	\$0.00
15. Spent nuclear fuel payment	\$0.00
16. Total Utility Aid – this is the utility aid payment listed on the front of the estimate (<i>sum of Lines 9, 14 and 15</i>)	\$285.83

Supplemental County and Municipal Aid

- Under state law, supplemental county and municipal aid paid to each county and municipality is determined by 2023 Wisconsin Act 12 (sec. 79.037, Wis. Stats.)
- For detailed information, review [county and municipal aid spreadsheet](#)

Supplemental County and Municipal Aid Calculation	
1. Prior year supplemental county and municipal aid	\$52,544.10
2. Increase due to sales tax revenue including adjustments (<i>district changes</i>)	\$1,208.51
3. Total Supplemental County and Municipal Aid (<i>sum of Lines 1 and 2</i>)	\$53,752.61

Expenditure Restraint Incentive Program

- Only municipalities are eligible to receive Expenditure Restraint Incentive Program (ERIP) payments
- Under state law, in 2025, each municipality will receive a payment that is equal to the amount of the payment received by the municipality in 2024 (sec. 79.05(4), Wis. Stats., from 2023 WI Act 12 – notwithstanding subs. (2) and (3))

Contact Information

If you have questions, contact us at lgs@wisconsin.gov, (608) 266-8618 or (608) 261-5167.



State of Wisconsin • DEPARTMENT OF REVENUE

DIVISION OF STATE AND LOCAL FINANCE • BUREAU OF LOCAL GOVERNMENT SERVICES • 2135 RIMROCK RD MADISON, WI 53713

Mailing Address:
PO Box 8971 #6-97
Madison WI 53708-8971
Fax: (608) 264-6887
lgs@wisconsin.gov

September 13, 2024

KRISTEN TELFORD
TOWN OF BREED
11155 STATE HWY 32
SURING WI 54174

Notice of Shared Revenue – 2025 Original Estimate

Notice Information

The Wisconsin Department of Revenue (DOR) is providing the **estimated** shared revenue amounts your local government will receive in 2025 under current state law for county and municipal aid, supplemental county and municipal aid, utility aid and the expenditure restraint incentive program. This does not include adjustments, shown on the July and November payment notices.

District	TOWN OF BREED	County	OCONTO	Co-muni code	42-010
-----------------	---------------	---------------	--------	---------------------	--------

Estimate Information

For an explanation of each aid payment listed below, review the additional information in this notice.

2025 Original Estimate	
1. County and municipal aid	\$11,328.11
2. Utility aid	\$0.00
3. Supplemental county and municipal aid	\$42,724.52
4. Expenditure restraint incentive program	\$0.00
5. Total Estimated 2025 Payments (sum of Lines 1-4)	\$54,052.63

Payment Information

Your local government will receive two distributions in 2025 :

- July 28, 2025: 15% of Line 1, 2, and 3 and 100% of Line 4 (*shown above*)
- November 17, 2025: balance of your 2025 aid payments

County and Municipal Aid

Under state law, the county and municipal aid paid to each county and municipality must be equal to the amount determined in 2012 (sec. 79.036, Wis. Stats.) and adjusted for fallen protective services insurance reimbursement (sec. 79.036(4), Wis. Stats.).

County and Municipal Aid Calculation	
1. Prior year county and municipal aid	\$11,074.22
2. Increase due to sales tax revenue, including adjustments (<i>district changes</i>)	\$254.71
3. Fallen protective services insurance adjustment	-\$0.82
4. Fallen protective services insurance reimbursement (<i>reported to DOR</i>)	\$0.00
5. Total County and Municipal Aid (sum of Lines 1-4)	\$11,328.11

Utility Aid

- Under state law, utility aid is distributed to each county and municipality where tax-exempt utility property is located (sec. 79.04, Wis. Stats.)
- Utility companies report utility property information to DOR annually
- DOR uses the provided information to accurately calculate utility aid (*shown below*)

Utility Aid Calculation	
1. Net book value, <i>as of December 31, 2024 (including expected additions/retirements)</i>	\$0.00
2. Total net book value payment	\$0.00
3. Minimum payment	\$0.00
4. Megawatt capacity	0.0
5. Megawatt capacity payment	\$0.00
6. Closed/decommissioned production plant (phased down) payment	\$0.00
7. Subtotal (<i>sum of Lines 2, 3, 5 and 6</i>)	\$0.00
8. Population cap	\$296,650.00
9. Adjusted subtotal (<i>lesser of Line 7 or Line 8</i>)	\$0.00
10. Adjacent site incentive payment	\$0.00
11. Baseload incentive payment	\$0.00
12. Co-generation incentive payment	\$0.00
13. Alternative energy incentive payment	\$0.00
14. Total incentive payments (<i>sum of Lines 10 through 13</i>)	\$0.00
15. Spent nuclear fuel payment	\$0.00
16. Total Utility Aid – this is the utility aid payment listed on the front of the estimate (<i>sum of Lines 9, 14 and 15</i>)	\$0.00

Supplemental County and Municipal Aid

- Under state law, supplemental county and municipal aid paid to each county and municipality is determined by 2023 Wisconsin Act 12 (sec. 79.037, Wis. Stats.)
- For detailed information, review [county and municipal aid spreadsheet](#)

Supplemental County and Municipal Aid Calculation	
1. Prior year supplemental county and municipal aid	\$41,763.95
2. Increase due to sales tax revenue including adjustments (<i>district changes</i>)	\$960.57
3. Total Supplemental County and Municipal Aid (<i>sum of Lines 1 and 2</i>)	\$42,724.52

Expenditure Restraint Incentive Program

- Only municipalities are eligible to receive Expenditure Restraint Incentive Program (ERIP) payments
- Under state law, in 2025, each municipality will receive a payment that is equal to the amount of the payment received by the municipality in 2024 (sec. 79.05(4), Wis. Stats., from 2023 WI Act 12 – notwithstanding subs. (2) and (3))

Contact Information

If you have questions, contact us at lgs@wisconsin.gov, (608) 266-8618 or (608) 261-5167.



State of Wisconsin • DEPARTMENT OF REVENUE

DIVISION OF STATE AND LOCAL FINANCE • BUREAU OF LOCAL GOVERNMENT SERVICES • 2135 RIMROCK RD MADISON, WI 53713

Mailing Address:
PO Box 8971 #6-97
Madison WI 53708-8971
Fax: (608) 264-6887
lgs@wisconsin.gov

September 13, 2024

JEROMY DELEBREAU
TOWN OF CHASE
8481 COUNTY ROAD S
PULASKI WI 54162

Notice of Shared Revenue – 2025 Original Estimate

Notice Information

The Wisconsin Department of Revenue (DOR) is providing the **estimated** shared revenue amounts your local government will receive in 2025 under current state law for county and municipal aid, supplemental county and municipal aid, utility aid and the expenditure restraint incentive program. This does not include adjustments, shown on the July and November payment notices.

District	TOWN OF CHASE	County	OCONTO	Co-muni code	42-012
-----------------	---------------	---------------	--------	---------------------	--------

Estimate Information

For an explanation of each aid payment listed below, review the additional information in this notice.

2025 Original Estimate	
1. County and municipal aid	\$34,985.83
2. Utility aid	\$0.00
3. Supplemental county and municipal aid	\$86,372.57
4. Expenditure restraint incentive program	\$0.00
5. Total Estimated 2025 Payments (sum of Lines 1-4)	\$121,358.40

Payment Information

Your local government will receive two distributions in 2025 :

- July 28, 2025: 15% of Line 1, 2, and 3 and 100% of Line 4 (*shown above*)
- November 17, 2025: balance of your 2025 aid payments

County and Municipal Aid

Under state law, the county and municipal aid paid to each county and municipality must be equal to the amount determined in 2012 (sec. 79.036, Wis. Stats.) and adjusted for fallen protective services insurance reimbursement (sec. 79.036(4), Wis. Stats.).

County and Municipal Aid Calculation	
1. Prior year county and municipal aid	\$34,201.72
2. Increase due to sales tax revenue, including adjustments (<i>district changes</i>)	\$786.64
3. Fallen protective services insurance adjustment	-\$2.53
4. Fallen protective services insurance reimbursement (<i>reported to DOR</i>)	\$0.00
5. Total County and Municipal Aid (sum of Lines 1-4)	\$34,985.83

Utility Aid

- Under state law, utility aid is distributed to each county and municipality where tax-exempt utility property is located (sec. 79.04, Wis. Stats.)
- Utility companies report utility property information to DOR annually
- DOR uses the provided information to accurately calculate utility aid (*shown below*)

Utility Aid Calculation	
1. Net book value, <i>as of December 31, 2024 (including expected additions/retirements)</i>	\$0.00
2. Total net book value payment	\$0.00
3. Minimum payment	\$0.00
4. Megawatt capacity	0.0
5. Megawatt capacity payment	\$0.00
6. Closed/decommissioned production plant (phased down) payment	\$0.00
7. Subtotal (<i>sum of Lines 2, 3, 5 and 6</i>)	\$0.00
8. Population cap	\$1,391,875.00
9. Adjusted subtotal (<i>lesser of Line 7 or Line 8</i>)	\$0.00
10. Adjacent site incentive payment	\$0.00
11. Baseload incentive payment	\$0.00
12. Co-generation incentive payment	\$0.00
13. Alternative energy incentive payment	\$0.00
14. Total incentive payments (<i>sum of Lines 10 through 13</i>)	\$0.00
15. Spent nuclear fuel payment	\$0.00
16. Total Utility Aid – this is the utility aid payment listed on the front of the estimate (<i>sum of Lines 9, 14 and 15</i>)	\$0.00

Supplemental County and Municipal Aid

- Under state law, supplemental county and municipal aid paid to each county and municipality is determined by 2023 Wisconsin Act 12 (sec. 79.037, Wis. Stats.)
- For detailed information, review [county and municipal aid spreadsheet](#)

Supplemental County and Municipal Aid Calculation	
1. Prior year supplemental county and municipal aid	\$84,430.66
2. Increase due to sales tax revenue including adjustments (<i>district changes</i>)	\$1,941.91
3. Total Supplemental County and Municipal Aid (<i>sum of Lines 1 and 2</i>)	\$86,372.57

Expenditure Restraint Incentive Program

- Only municipalities are eligible to receive Expenditure Restraint Incentive Program (ERIP) payments
- Under state law, in 2025, each municipality will receive a payment that is equal to the amount of the payment received by the municipality in 2024 (sec. 79.05(4), Wis. Stats., from 2023 WI Act 12 – notwithstanding subs. (2) and (3))

Contact Information

If you have questions, contact us at lgs@wisconsin.gov, (608) 266-8618 or (608) 261-5167.



State of Wisconsin • DEPARTMENT OF REVENUE

DIVISION OF STATE AND LOCAL FINANCE • BUREAU OF LOCAL GOVERNMENT SERVICES • 2135 RIMROCK RD MADISON, WI 53713

Mailing Address:
PO Box 8971 #6-97
Madison WI 53708-8971
Fax: (608) 264-6887
lgs@wisconsin.gov

September 13, 2024

CHERYL FIELD
TOWN OF DOTY
14899 COUNTY ROAD T UNIT A
MOUNTAIN WI 54149

Notice of Shared Revenue – 2025 Original Estimate

Notice Information

The Wisconsin Department of Revenue (DOR) is providing the **estimated** shared revenue amounts your local government will receive in 2025 under current state law for county and municipal aid, supplemental county and municipal aid, utility aid and the expenditure restraint incentive program. This does not include adjustments, shown on the July and November payment notices.

District	TOWN OF DOTY	County	OCONTO	Co-muni code	42-014
-----------------	--------------	---------------	--------	---------------------	--------

Estimate Information

For an explanation of each aid payment listed below, review the additional information in this notice.

2025 Original Estimate	
1. County and municipal aid	\$3,231.76
2. Utility aid	\$0.00
3. Supplemental county and municipal aid	\$35,952.10
4. Expenditure restraint incentive program	\$0.00
5. Total Estimated 2025 Payments (sum of Lines 1-4)	\$39,183.86

Payment Information

Your local government will receive two distributions in 2025 :

- July 28, 2025: 15% of Line 1, 2, and 3 and 100% of Line 4 (*shown above*)
- November 17, 2025: balance of your 2025 aid payments

County and Municipal Aid

Under state law, the county and municipal aid paid to each county and municipality must be equal to the amount determined in 2012 (sec. 79.036, Wis. Stats.) and adjusted for fallen protective services insurance reimbursement (sec. 79.036(4), Wis. Stats.).

County and Municipal Aid Calculation	
1. Prior year county and municipal aid	\$3,159.33
2. Increase due to sales tax revenue, including adjustments (<i>district changes</i>)	\$72.66
3. Fallen protective services insurance adjustment	-\$0.23
4. Fallen protective services insurance reimbursement (<i>reported to DOR</i>)	\$0.00
5. Total County and Municipal Aid (sum of Lines 1-4)	\$3,231.76

Utility Aid

- Under state law, utility aid is distributed to each county and municipality where tax-exempt utility property is located (sec. 79.04, Wis. Stats.)
- Utility companies report utility property information to DOR annually
- DOR uses the provided information to accurately calculate utility aid (*shown below*)

Utility Aid Calculation	
1. Net book value, <i>as of December 31, 2024 (including expected additions/retirements)</i>	\$0.00
2. Total net book value payment	\$0.00
3. Minimum payment	\$0.00
4. Megawatt capacity	0.0
5. Megawatt capacity payment	\$0.00
6. Closed/decommissioned production plant (phased down) payment	\$0.00
7. Subtotal (<i>sum of Lines 2, 3, 5 and 6</i>)	\$0.00
8. Population cap	\$131,750.00
9. Adjusted subtotal (<i>lesser of Line 7 or Line 8</i>)	\$0.00
10. Adjacent site incentive payment	\$0.00
11. Baseload incentive payment	\$0.00
12. Co-generation incentive payment	\$0.00
13. Alternative energy incentive payment	\$0.00
14. Total incentive payments (<i>sum of Lines 10 through 13</i>)	\$0.00
15. Spent nuclear fuel payment	\$0.00
16. Total Utility Aid – this is the utility aid payment listed on the front of the estimate (<i>sum of Lines 9, 14 and 15</i>)	\$0.00

Supplemental County and Municipal Aid

- Under state law, supplemental county and municipal aid paid to each county and municipality is determined by 2023 Wisconsin Act 12 (sec. 79.037, Wis. Stats.)
- For detailed information, review [county and municipal aid spreadsheet](#)

Supplemental County and Municipal Aid Calculation	
1. Prior year supplemental county and municipal aid	\$35,143.79
2. Increase due to sales tax revenue including adjustments (<i>district changes</i>)	\$808.31
3. Total Supplemental County and Municipal Aid (<i>sum of Lines 1 and 2</i>)	\$35,952.10

Expenditure Restraint Incentive Program

- Only municipalities are eligible to receive Expenditure Restraint Incentive Program (ERIP) payments
- Under state law, in 2025, each municipality will receive a payment that is equal to the amount of the payment received by the municipality in 2024 (sec. 79.05(4), Wis. Stats., from 2023 WI Act 12 – notwithstanding subs. (2) and (3))

Contact Information

If you have questions, contact us at lgs@wisconsin.gov, (608) 266-8618 or (608) 261-5167.



State of Wisconsin • DEPARTMENT OF REVENUE

DIVISION OF STATE AND LOCAL FINANCE • BUREAU OF LOCAL GOVERNMENT SERVICES • 2135 RIMROCK RD MADISON, WI 53713

Mailing Address:
PO Box 8971 #6-97
Madison WI 53708-8971
Fax: (608) 264-6887
lgs@wisconsin.gov

September 13, 2024

RENEE CARLSON
TOWN OF GILLETT
PO BOX 605
GILLETT WI 54124-0605

Notice of Shared Revenue – 2025 Original Estimate

Notice Information

The Wisconsin Department of Revenue (DOR) is providing the **estimated** shared revenue amounts your local government will receive in 2025 under current state law for county and municipal aid, supplemental county and municipal aid, utility aid and the expenditure restraint incentive program. This does not include adjustments, shown on the July and November payment notices.

District	TOWN OF GILLETT	County	OCONTO	Co-muni code	42-016
-----------------	-----------------	---------------	--------	---------------------	--------

Estimate Information

For an explanation of each aid payment listed below, review the additional information in this notice.

2025 Original Estimate	
1. County and municipal aid	\$49,542.69
2. Utility aid	\$634.89
3. Supplemental county and municipal aid	\$47,638.44
4. Expenditure restraint incentive program	\$0.00
5. Total Estimated 2025 Payments (sum of Lines 1-4)	\$97,816.02

Payment Information

Your local government will receive two distributions in 2025 :

- July 28, 2025: 15% of Line 1, 2, and 3 and 100% of Line 4 (*shown above*)
- November 17, 2025: balance of your 2025 aid payments

County and Municipal Aid

Under state law, the county and municipal aid paid to each county and municipality must be equal to the amount determined in 2012 (sec. 79.036, Wis. Stats.) and adjusted for fallen protective services insurance reimbursement (sec. 79.036(4), Wis. Stats.).

County and Municipal Aid Calculation	
1. Prior year county and municipal aid	\$48,432.33
2. Increase due to sales tax revenue, including adjustments (<i>district changes</i>)	\$1,113.94
3. Fallen protective services insurance adjustment	-\$3.58
4. Fallen protective services insurance reimbursement (<i>reported to DOR</i>)	\$0.00
5. Total County and Municipal Aid (sum of Lines 1-4)	\$49,542.69

Utility Aid

- Under state law, utility aid is distributed to each county and municipality where tax-exempt utility property is located (sec. 79.04, Wis. Stats.)
- Utility companies report utility property information to DOR annually
- DOR uses the provided information to accurately calculate utility aid (*shown below*)

Utility Aid Calculation	
1. Net book value, <i>as of December 31, 2024 (including expected additions/retirements)</i>	\$211,629.00
2. Total net book value payment	\$634.89
3. Minimum payment	\$0.00
4. Megawatt capacity	0.0
5. Megawatt capacity payment	\$0.00
6. Closed/decommissioned production plant (phased down) payment	\$0.00
7. Subtotal (<i>sum of Lines 2, 3, 5 and 6</i>)	\$634.89
8. Population cap	\$412,250.00
9. Adjusted subtotal (<i>lesser of Line 7 or Line 8</i>)	\$634.89
10. Adjacent site incentive payment	\$0.00
11. Baseload incentive payment	\$0.00
12. Co-generation incentive payment	\$0.00
13. Alternative energy incentive payment	\$0.00
14. Total incentive payments (<i>sum of Lines 10 through 13</i>)	\$0.00
15. Spent nuclear fuel payment	\$0.00
16. Total Utility Aid – this is the utility aid payment listed on the front of the estimate (<i>sum of Lines 9, 14 and 15</i>)	\$634.89

Supplemental County and Municipal Aid

- Under state law, supplemental county and municipal aid paid to each county and municipality is determined by 2023 Wisconsin Act 12 (sec. 79.037, Wis. Stats.)
- For detailed information, review [county and municipal aid spreadsheet](#)

Supplemental County and Municipal Aid Calculation	
1. Prior year supplemental county and municipal aid	\$46,567.39
2. Increase due to sales tax revenue including adjustments (<i>district changes</i>)	\$1,071.05
3. Total Supplemental County and Municipal Aid (<i>sum of Lines 1 and 2</i>)	\$47,638.44

Expenditure Restraint Incentive Program

- Only municipalities are eligible to receive Expenditure Restraint Incentive Program (ERIP) payments
- Under state law, in 2025, each municipality will receive a payment that is equal to the amount of the payment received by the municipality in 2024 (sec. 79.05(4), Wis. Stats., from 2023 WI Act 12 – notwithstanding subs. (2) and (3))

Contact Information

If you have questions, contact us at lgs@wisconsin.gov, (608) 266-8618 or (608) 261-5167.



State of Wisconsin • DEPARTMENT OF REVENUE

DIVISION OF STATE AND LOCAL FINANCE • BUREAU OF LOCAL GOVERNMENT SERVICES • 2135 RIMROCK RD MADISON, WI 53713

Mailing Address:
PO Box 8971 #6-97
Madison WI 53708-8971
Fax: (608) 264-6887
lgs@wisconsin.gov

September 13, 2024

BECKY DICKSON
TOWN OF HOW
PO BOX 187
SURING WI 54174

Notice of Shared Revenue – 2025 Original Estimate

Notice Information

The Wisconsin Department of Revenue (DOR) is providing the **estimated** shared revenue amounts your local government will receive in 2025 under current state law for county and municipal aid, supplemental county and municipal aid, utility aid and the expenditure restraint incentive program. This does not include adjustments, shown on the July and November payment notices.

District	TOWN OF HOW	County	OCONTO	Co-muni code	42-018
-----------------	-------------	---------------	--------	---------------------	--------

Estimate Information

For an explanation of each aid payment listed below, review the additional information in this notice.

2025 Original Estimate	
1. County and municipal aid	\$40,856.23
2. Utility aid	\$0.00
3. Supplemental county and municipal aid	\$39,716.88
4. Expenditure restraint incentive program	\$0.00
5. Total Estimated 2025 Payments (sum of Lines 1-4)	\$80,573.11

Payment Information

Your local government will receive two distributions in 2025 :

- July 28, 2025: 15% of Line 1, 2, and 3 and 100% of Line 4 (*shown above*)
- November 17, 2025: balance of your 2025 aid payments

County and Municipal Aid

Under state law, the county and municipal aid paid to each county and municipality must be equal to the amount determined in 2012 (sec. 79.036, Wis. Stats.) and adjusted for fallen protective services insurance reimbursement (sec. 79.036(4), Wis. Stats.).

County and Municipal Aid Calculation	
1. Prior year county and municipal aid	\$39,940.55
2. Increase due to sales tax revenue, including adjustments (<i>district changes</i>)	\$918.63
3. Fallen protective services insurance adjustment	-\$2.95
4. Fallen protective services insurance reimbursement (<i>reported to DOR</i>)	\$0.00
5. Total County and Municipal Aid (sum of Lines 1-4)	\$40,856.23

Utility Aid

- Under state law, utility aid is distributed to each county and municipality where tax-exempt utility property is located (sec. 79.04, Wis. Stats.)
- Utility companies report utility property information to DOR annually
- DOR uses the provided information to accurately calculate utility aid (*shown below*)

Utility Aid Calculation	
1. Net book value, <i>as of December 31, 2024 (including expected additions/retirements)</i>	\$0.00
2. Total net book value payment	\$0.00
3. Minimum payment	\$0.00
4. Megawatt capacity	0.0
5. Megawatt capacity payment	\$0.00
6. Closed/decommissioned production plant (phased down) payment	\$0.00
7. Subtotal (<i>sum of Lines 2, 3, 5 and 6</i>)	\$0.00
8. Population cap	\$219,725.00
9. Adjusted subtotal (<i>lesser of Line 7 or Line 8</i>)	\$0.00
10. Adjacent site incentive payment	\$0.00
11. Baseload incentive payment	\$0.00
12. Co-generation incentive payment	\$0.00
13. Alternative energy incentive payment	\$0.00
14. Total incentive payments (<i>sum of Lines 10 through 13</i>)	\$0.00
15. Spent nuclear fuel payment	\$0.00
16. Total Utility Aid – this is the utility aid payment listed on the front of the estimate (<i>sum of Lines 9, 14 and 15</i>)	\$0.00

Supplemental County and Municipal Aid

- Under state law, supplemental county and municipal aid paid to each county and municipality is determined by 2023 Wisconsin Act 12 (sec. 79.037, Wis. Stats.)
- For detailed information, review [county and municipal aid spreadsheet](#)

Supplemental County and Municipal Aid Calculation	
1. Prior year supplemental county and municipal aid	\$38,823.93
2. Increase due to sales tax revenue including adjustments (<i>district changes</i>)	\$892.95
3. Total Supplemental County and Municipal Aid (<i>sum of Lines 1 and 2</i>)	\$39,716.88

Expenditure Restraint Incentive Program

- Only municipalities are eligible to receive Expenditure Restraint Incentive Program (ERIP) payments
- Under state law, in 2025, each municipality will receive a payment that is equal to the amount of the payment received by the municipality in 2024 (sec. 79.05(4), Wis. Stats., from 2023 WI Act 12 – notwithstanding subs. (2) and (3))

Contact Information

If you have questions, contact us at lgs@wisconsin.gov, (608) 266-8618 or (608) 261-5167.



State of Wisconsin • DEPARTMENT OF REVENUE

DIVISION OF STATE AND LOCAL FINANCE • BUREAU OF LOCAL GOVERNMENT SERVICES • 2135 RIMROCK RD MADISON, WI 53713

Mailing Address:
PO Box 8971 #6-97
Madison WI 53708-8971
Fax: (608) 264-6887
lgs@wisconsin.gov

September 13, 2024

MICHELLE MOCZYNSKI
TOWN OF LAKEWOOD
PO BOX 40, 17181 TWIN PINES
LAKEWOOD WI 54138-0040

Notice of Shared Revenue – 2025 Original Estimate

Notice Information

The Wisconsin Department of Revenue (DOR) is providing the **estimated** shared revenue amounts your local government will receive in 2025 under current state law for county and municipal aid, supplemental county and municipal aid, utility aid and the expenditure restraint incentive program. This does not include adjustments, shown on the July and November payment notices.

District	TOWN OF LAKEWOOD	County	OCONTO	Co-muni code	42-019
-----------------	------------------	---------------	--------	---------------------	--------

Estimate Information

For an explanation of each aid payment listed below, review the additional information in this notice.

2025 Original Estimate	
1. County and municipal aid	\$19,243.57
2. Utility aid	\$0.00
3. Supplemental county and municipal aid	\$45,095.79
4. Expenditure restraint incentive program	\$0.00
5. Total Estimated 2025 Payments (sum of Lines 1-4)	\$64,339.36

Payment Information

Your local government will receive two distributions in 2025 :

- July 28, 2025: 15% of Line 1, 2, and 3 and 100% of Line 4 (*shown above*)
- November 17, 2025: balance of your 2025 aid payments

County and Municipal Aid

Under state law, the county and municipal aid paid to each county and municipality must be equal to the amount determined in 2012 (sec. 79.036, Wis. Stats.) and adjusted for fallen protective services insurance reimbursement (sec. 79.036(4), Wis. Stats.).

County and Municipal Aid Calculation	
1. Prior year county and municipal aid	\$18,812.28
2. Increase due to sales tax revenue, including adjustments (<i>district changes</i>)	\$432.68
3. Fallen protective services insurance adjustment	-\$1.39
4. Fallen protective services insurance reimbursement (<i>reported to DOR</i>)	\$0.00
5. Total County and Municipal Aid (sum of Lines 1-4)	\$19,243.57

Utility Aid

- Under state law, utility aid is distributed to each county and municipality where tax-exempt utility property is located (sec. 79.04, Wis. Stats.)
- Utility companies report utility property information to DOR annually
- DOR uses the provided information to accurately calculate utility aid (*shown below*)

Utility Aid Calculation	
1. Net book value, <i>as of December 31, 2024 (including expected additions/retirements)</i>	\$0.00
2. Total net book value payment	\$0.00
3. Minimum payment	\$0.00
4. Megawatt capacity	0.0
5. Megawatt capacity payment	\$0.00
6. Closed/decommissioned production plant (phased down) payment	\$0.00
7. Subtotal (<i>sum of Lines 2, 3, 5 and 6</i>)	\$0.00
8. Population cap	\$354,875.00
9. Adjusted subtotal (<i>lesser of Line 7 or Line 8</i>)	\$0.00
10. Adjacent site incentive payment	\$0.00
11. Baseload incentive payment	\$0.00
12. Co-generation incentive payment	\$0.00
13. Alternative energy incentive payment	\$0.00
14. Total incentive payments (<i>sum of Lines 10 through 13</i>)	\$0.00
15. Spent nuclear fuel payment	\$0.00
16. Total Utility Aid – this is the utility aid payment listed on the front of the estimate (<i>sum of Lines 9, 14 and 15</i>)	\$0.00

Supplemental County and Municipal Aid

- Under state law, supplemental county and municipal aid paid to each county and municipality is determined by 2023 Wisconsin Act 12 (sec. 79.037, Wis. Stats.)
- For detailed information, review [county and municipal aid spreadsheet](#)

Supplemental County and Municipal Aid Calculation	
1. Prior year supplemental county and municipal aid	\$44,081.91
2. Increase due to sales tax revenue including adjustments (<i>district changes</i>)	\$1,013.88
3. Total Supplemental County and Municipal Aid (<i>sum of Lines 1 and 2</i>)	\$45,095.79

Expenditure Restraint Incentive Program

- Only municipalities are eligible to receive Expenditure Restraint Incentive Program (ERIP) payments
- Under state law, in 2025, each municipality will receive a payment that is equal to the amount of the payment received by the municipality in 2024 (sec. 79.05(4), Wis. Stats., from 2023 WI Act 12 – notwithstanding subs. (2) and (3))

Contact Information

If you have questions, contact us at lgs@wisconsin.gov, (608) 266-8618 or (608) 261-5167.



State of Wisconsin • DEPARTMENT OF REVENUE

DIVISION OF STATE AND LOCAL FINANCE • BUREAU OF LOCAL GOVERNMENT SERVICES • 2135 RIMROCK RD MADISON, WI 53713

Mailing Address:
PO Box 8971 #6-97
Madison WI 53708-8971
Fax: (608) 264-6887
lgs@wisconsin.gov

September 13, 2024

DAWN VAN ARK
TOWN OF LENA
8489 SUNSHINE ROAD
LENA WI 54139-9460

Notice of Shared Revenue – 2025 Original Estimate

Notice Information

The Wisconsin Department of Revenue (DOR) is providing the **estimated** shared revenue amounts your local government will receive in 2025 under current state law for county and municipal aid, supplemental county and municipal aid, utility aid and the expenditure restraint incentive program. This does not include adjustments, shown on the July and November payment notices.

District	TOWN OF LENA	County	OCONTO	Co-muni code	42-020
-----------------	--------------	---------------	--------	---------------------	--------

Estimate Information

For an explanation of each aid payment listed below, review the additional information in this notice.

2025 Original Estimate	
1. County and municipal aid	\$54,189.66
2. Utility aid	\$6,394.77
3. Supplemental county and municipal aid	\$43,429.07
4. Expenditure restraint incentive program	\$0.00
5. Total Estimated 2025 Payments (sum of Lines 1-4)	\$104,013.50

Payment Information

Your local government will receive two distributions in 2025 :

- July 28, 2025: 15% of Line 1, 2, and 3 and 100% of Line 4 (*shown above*)
- November 17, 2025: balance of your 2025 aid payments

County and Municipal Aid

Under state law, the county and municipal aid paid to each county and municipality must be equal to the amount determined in 2012 (sec. 79.036, Wis. Stats.) and adjusted for fallen protective services insurance reimbursement (sec. 79.036(4), Wis. Stats.).

County and Municipal Aid Calculation	
1. Prior year county and municipal aid	\$52,975.15
2. Increase due to sales tax revenue, including adjustments (<i>district changes</i>)	\$1,218.43
3. Fallen protective services insurance adjustment	-\$3.92
4. Fallen protective services insurance reimbursement (<i>reported to DOR</i>)	\$0.00
5. Total County and Municipal Aid (sum of Lines 1-4)	\$54,189.66

Utility Aid

- Under state law, utility aid is distributed to each county and municipality where tax-exempt utility property is located (sec. 79.04, Wis. Stats.)
- Utility companies report utility property information to DOR annually
- DOR uses the provided information to accurately calculate utility aid (*shown below*)

Utility Aid Calculation	
1. Net book value, <i>as of December 31, 2024 (including expected additions/retirements)</i>	\$2,131,590.00
2. Total net book value payment	\$6,394.77
3. Minimum payment	\$0.00
4. Megawatt capacity	0.0
5. Megawatt capacity payment	\$0.00
6. Closed/decommissioned production plant (phased down) payment	\$0.00
7. Subtotal (<i>sum of Lines 2, 3, 5 and 6</i>)	\$6,394.77
8. Population cap	\$314,500.00
9. Adjusted subtotal (<i>lesser of Line 7 or Line 8</i>)	\$6,394.77
10. Adjacent site incentive payment	\$0.00
11. Baseload incentive payment	\$0.00
12. Co-generation incentive payment	\$0.00
13. Alternative energy incentive payment	\$0.00
14. Total incentive payments (<i>sum of Lines 10 through 13</i>)	\$0.00
15. Spent nuclear fuel payment	\$0.00
16. Total Utility Aid – this is the utility aid payment listed on the front of the estimate (<i>sum of Lines 9, 14 and 15</i>)	\$6,394.77

Supplemental County and Municipal Aid

- Under state law, supplemental county and municipal aid paid to each county and municipality is determined by 2023 Wisconsin Act 12 (sec. 79.037, Wis. Stats.)
- For detailed information, review [county and municipal aid spreadsheet](#)

Supplemental County and Municipal Aid Calculation	
1. Prior year supplemental county and municipal aid	\$42,452.66
2. Increase due to sales tax revenue including adjustments (<i>district changes</i>)	\$976.41
3. Total Supplemental County and Municipal Aid (<i>sum of Lines 1 and 2</i>)	\$43,429.07

Expenditure Restraint Incentive Program

- Only municipalities are eligible to receive Expenditure Restraint Incentive Program (ERIP) payments
- Under state law, in 2025, each municipality will receive a payment that is equal to the amount of the payment received by the municipality in 2024 (sec. 79.05(4), Wis. Stats., from 2023 WI Act 12 – notwithstanding subs. (2) and (3))

Contact Information

If you have questions, contact us at lgs@wisconsin.gov, (608) 266-8618 or (608) 261-5167.



State of Wisconsin • DEPARTMENT OF REVENUE

DIVISION OF STATE AND LOCAL FINANCE • BUREAU OF LOCAL GOVERNMENT SERVICES • 2135 RIMROCK RD MADISON, WI 53713

Mailing Address:
PO Box 8971 #6-97
Madison WI 53708-8971
Fax: (608) 264-6887
lgs@wisconsin.gov

September 13, 2024

AMY PETERSON
TOWN OF LITTLE RIVER
3627 COUNTY ROAD A
OCONTO WI 54153

Notice of Shared Revenue – 2025 Original Estimate

Notice Information

The Wisconsin Department of Revenue (DOR) is providing the **estimated** shared revenue amounts your local government will receive in 2025 under current state law for county and municipal aid, supplemental county and municipal aid, utility aid and the expenditure restraint incentive program. This does not include adjustments, shown on the July and November payment notices.

District	TOWN OF LITTLE RIVER	County	OCONTO	Co-muni code	42-022
-----------------	----------------------	---------------	--------	---------------------	--------

Estimate Information

For an explanation of each aid payment listed below, review the additional information in this notice.

2025 Original Estimate	
1. County and municipal aid	\$45,233.66
2. Utility aid	\$0.00
3. Supplemental county and municipal aid	\$49,579.47
4. Expenditure restraint incentive program	\$0.00
5. Total Estimated 2025 Payments (sum of Lines 1-4)	\$94,813.13

Payment Information

Your local government will receive two distributions in 2025 :

- July 28, 2025: 15% of Line 1, 2, and 3 and 100% of Line 4 (*shown above*)
- November 17, 2025: balance of your 2025 aid payments

County and Municipal Aid

Under state law, the county and municipal aid paid to each county and municipality must be equal to the amount determined in 2012 (sec. 79.036, Wis. Stats.) and adjusted for fallen protective services insurance reimbursement (sec. 79.036(4), Wis. Stats.).

County and Municipal Aid Calculation	
1. Prior year county and municipal aid	\$44,219.87
2. Increase due to sales tax revenue, including adjustments (<i>district changes</i>)	\$1,017.06
3. Fallen protective services insurance adjustment	-\$3.27
4. Fallen protective services insurance reimbursement (<i>reported to DOR</i>)	\$0.00
5. Total County and Municipal Aid (sum of Lines 1-4)	\$45,233.66

Utility Aid

- Under state law, utility aid is distributed to each county and municipality where tax-exempt utility property is located (sec. 79.04, Wis. Stats.)
- Utility companies report utility property information to DOR annually
- DOR uses the provided information to accurately calculate utility aid (*shown below*)

Utility Aid Calculation	
1. Net book value, <i>as of December 31, 2024 (including expected additions/retirements)</i>	\$0.00
2. Total net book value payment	\$0.00
3. Minimum payment	\$0.00
4. Megawatt capacity	0.0
5. Megawatt capacity payment	\$0.00
6. Closed/decommissioned production plant (phased down) payment	\$0.00
7. Subtotal (<i>sum of Lines 2, 3, 5 and 6</i>)	\$0.00
8. Population cap	\$470,475.00
9. Adjusted subtotal (<i>lesser of Line 7 or Line 8</i>)	\$0.00
10. Adjacent site incentive payment	\$0.00
11. Baseload incentive payment	\$0.00
12. Co-generation incentive payment	\$0.00
13. Alternative energy incentive payment	\$0.00
14. Total incentive payments (<i>sum of Lines 10 through 13</i>)	\$0.00
15. Spent nuclear fuel payment	\$0.00
16. Total Utility Aid – this is the utility aid payment listed on the front of the estimate (<i>sum of Lines 9, 14 and 15</i>)	\$0.00

Supplemental County and Municipal Aid

- Under state law, supplemental county and municipal aid paid to each county and municipality is determined by 2023 Wisconsin Act 12 (sec. 79.037, Wis. Stats.)
- For detailed information, review [county and municipal aid spreadsheet](#)

Supplemental County and Municipal Aid Calculation	
1. Prior year supplemental county and municipal aid	\$48,464.78
2. Increase due to sales tax revenue including adjustments (<i>district changes</i>)	\$1,114.69
3. Total Supplemental County and Municipal Aid (<i>sum of Lines 1 and 2</i>)	\$49,579.47

Expenditure Restraint Incentive Program

- Only municipalities are eligible to receive Expenditure Restraint Incentive Program (ERIP) payments
- Under state law, in 2025, each municipality will receive a payment that is equal to the amount of the payment received by the municipality in 2024 (sec. 79.05(4), Wis. Stats., from 2023 WI Act 12 – notwithstanding subs. (2) and (3))

Contact Information

If you have questions, contact us at lgs@wisconsin.gov, (608) 266-8618 or (608) 261-5167.



State of Wisconsin • DEPARTMENT OF REVENUE

DIVISION OF STATE AND LOCAL FINANCE • BUREAU OF LOCAL GOVERNMENT SERVICES • 2135 RIMROCK RD MADISON, WI 53713

Mailing Address:
PO Box 8971 #6-97
Madison WI 53708-8971
Fax: (608) 264-6887
lgs@wisconsin.gov

September 13, 2024

LISA GLINSKI
TOWN OF LITTLE SUAMICO
5964A COUNTY ROAD S
SOBIESKI WI 54171-9713

Notice of Shared Revenue – 2025 Original Estimate

Notice Information

The Wisconsin Department of Revenue (DOR) is providing the **estimated** shared revenue amounts your local government will receive in 2025 under current state law for county and municipal aid, supplemental county and municipal aid, utility aid and the expenditure restraint incentive program. This does not include adjustments, shown on the July and November payment notices.

District	TOWN OF LITTLE SUAMICO	County	OCONTO	Co-muni code	42-024
-----------------	------------------------	---------------	--------	---------------------	--------

Estimate Information

For an explanation of each aid payment listed below, review the additional information in this notice.

2025 Original Estimate	
1. County and municipal aid	\$50,778.87
2. Utility aid	\$17,171.84
3. Supplemental county and municipal aid	\$157,124.10
4. Expenditure restraint incentive program	\$0.00
5. Total Estimated 2025 Payments (sum of Lines 1-4)	\$225,074.81

Payment Information

Your local government will receive two distributions in 2025 :

- July 28, 2025: 15% of Line 1, 2, and 3 and 100% of Line 4 (*shown above*)
- November 17, 2025: balance of your 2025 aid payments

County and Municipal Aid

Under state law, the county and municipal aid paid to each county and municipality must be equal to the amount determined in 2012 (sec. 79.036, Wis. Stats.) and adjusted for fallen protective services insurance reimbursement (sec. 79.036(4), Wis. Stats.).

County and Municipal Aid Calculation	
1. Prior year county and municipal aid	\$49,640.80
2. Increase due to sales tax revenue, including adjustments (<i>district changes</i>)	\$1,141.74
3. Fallen protective services insurance adjustment	-\$3.67
4. Fallen protective services insurance reimbursement (<i>reported to DOR</i>)	\$0.00
5. Total County and Municipal Aid (sum of Lines 1-4)	\$50,778.87

Utility Aid

- Under state law, utility aid is distributed to each county and municipality where tax-exempt utility property is located (sec. 79.04, Wis. Stats.)
- Utility companies report utility property information to DOR annually
- DOR uses the provided information to accurately calculate utility aid (*shown below*)

Utility Aid Calculation	
1. Net book value, as of December 31, 2024 (including expected additions/retirements)	\$5,723,946.00
2. Total net book value payment	\$17,171.84
3. Minimum payment	\$0.00
4. Megawatt capacity	0.0
5. Megawatt capacity payment	\$0.00
6. Closed/decommissioned production plant (phased down) payment	\$0.00
7. Subtotal (sum of Lines 2, 3, 5 and 6)	\$17,171.84
8. Population cap	\$2,441,200.00
9. Adjusted subtotal (lesser of Line 7 or Line 8)	\$17,171.84
10. Adjacent site incentive payment	\$0.00
11. Baseload incentive payment	\$0.00
12. Co-generation incentive payment	\$0.00
13. Alternative energy incentive payment	\$0.00
14. Total incentive payments (sum of Lines 10 through 13)	\$0.00
15. Spent nuclear fuel payment	\$0.00
16. Total Utility Aid – this is the utility aid payment listed on the front of the estimate (sum of Lines 9, 14 and 15)	\$17,171.84

Supplemental County and Municipal Aid

- Under state law, supplemental county and municipal aid paid to each county and municipality is determined by 2023 Wisconsin Act 12 (sec. 79.037, Wis. Stats.)
- For detailed information, review [county and municipal aid spreadsheet](#)

Supplemental County and Municipal Aid Calculation	
1. Prior year supplemental county and municipal aid	\$153,591.50
2. Increase due to sales tax revenue including adjustments (district changes)	\$3,532.60
3. Total Supplemental County and Municipal Aid (sum of Lines 1 and 2)	\$157,124.10

Expenditure Restraint Incentive Program

- Only municipalities are eligible to receive Expenditure Restraint Incentive Program (ERIP) payments
- Under state law, in 2025, each municipality will receive a payment that is equal to the amount of the payment received by the municipality in 2024 (sec. 79.05(4), Wis. Stats., from 2023 WI Act 12 – notwithstanding subs. (2) and (3))

Contact Information

If you have questions, contact us at lgs@wisconsin.gov, (608) 266-8618 or (608) 261-5167.



State of Wisconsin • DEPARTMENT OF REVENUE

DIVISION OF STATE AND LOCAL FINANCE • BUREAU OF LOCAL GOVERNMENT SERVICES • 2135 RIMROCK RD MADISON, WI 53713

Mailing Address:
PO Box 8971 #6-97
Madison WI 53708-8971
Fax: (608) 264-6887
lgs@wisconsin.gov

September 13, 2024

CINDY TOUSEY
TOWN OF MAPLE VALLEY
PO BOX 384
SURING WI 54174-0384

Notice of Shared Revenue – 2025 Original Estimate

Notice Information

The Wisconsin Department of Revenue (DOR) is providing the **estimated** shared revenue amounts your local government will receive in 2025 under current state law for county and municipal aid, supplemental county and municipal aid, utility aid and the expenditure restraint incentive program. This does not include adjustments, shown on the July and November payment notices.

District	TOWN OF MAPLE VALLEY	County	OCONTO	Co-muni code	42-026
-----------------	----------------------	---------------	--------	---------------------	--------

Estimate Information

For an explanation of each aid payment listed below, review the additional information in this notice.

2025 Original Estimate	
1. County and municipal aid	\$35,122.58
2. Utility aid	\$252.11
3. Supplemental county and municipal aid	\$41,916.81
4. Expenditure restraint incentive program	\$0.00
5. Total Estimated 2025 Payments (sum of Lines 1-4)	\$77,291.50

Payment Information

Your local government will receive two distributions in 2025 :

- July 28, 2025: 15% of Line 1, 2, and 3 and 100% of Line 4 (*shown above*)
- November 17, 2025: balance of your 2025 aid payments

County and Municipal Aid

Under state law, the county and municipal aid paid to each county and municipality must be equal to the amount determined in 2012 (sec. 79.036, Wis. Stats.) and adjusted for fallen protective services insurance reimbursement (sec. 79.036(4), Wis. Stats.).

County and Municipal Aid Calculation	
1. Prior year county and municipal aid	\$34,335.41
2. Increase due to sales tax revenue, including adjustments (<i>district changes</i>)	\$789.71
3. Fallen protective services insurance adjustment	-\$2.54
4. Fallen protective services insurance reimbursement (<i>reported to DOR</i>)	\$0.00
5. Total County and Municipal Aid (sum of Lines 1-4)	\$35,122.58

Utility Aid

- Under state law, utility aid is distributed to each county and municipality where tax-exempt utility property is located (sec. 79.04, Wis. Stats.)
- Utility companies report utility property information to DOR annually
- DOR uses the provided information to accurately calculate utility aid (*shown below*)

Utility Aid Calculation	
1. Net book value, <i>as of December 31, 2024 (including expected additions/retirements)</i>	\$84,038.00
2. Total net book value payment	\$252.11
3. Minimum payment	\$0.00
4. Megawatt capacity	0.0
5. Megawatt capacity payment	\$0.00
6. Closed/decommissioned production plant (phased down) payment	\$0.00
7. Subtotal (<i>sum of Lines 2, 3, 5 and 6</i>)	\$252.11
8. Population cap	\$277,950.00
9. Adjusted subtotal (<i>lesser of Line 7 or Line 8</i>)	\$252.11
10. Adjacent site incentive payment	\$0.00
11. Baseload incentive payment	\$0.00
12. Co-generation incentive payment	\$0.00
13. Alternative energy incentive payment	\$0.00
14. Total incentive payments (<i>sum of Lines 10 through 13</i>)	\$0.00
15. Spent nuclear fuel payment	\$0.00
16. Total Utility Aid – this is the utility aid payment listed on the front of the estimate (<i>sum of Lines 9, 14 and 15</i>)	\$252.11

Supplemental County and Municipal Aid

- Under state law, supplemental county and municipal aid paid to each county and municipality is determined by 2023 Wisconsin Act 12 (sec. 79.037, Wis. Stats.)
- For detailed information, review [county and municipal aid spreadsheet](#)

Supplemental County and Municipal Aid Calculation	
1. Prior year supplemental county and municipal aid	\$40,974.40
2. Increase due to sales tax revenue including adjustments (<i>district changes</i>)	\$942.41
3. Total Supplemental County and Municipal Aid (<i>sum of Lines 1 and 2</i>)	\$41,916.81

Expenditure Restraint Incentive Program

- Only municipalities are eligible to receive Expenditure Restraint Incentive Program (ERIP) payments
- Under state law, in 2025, each municipality will receive a payment that is equal to the amount of the payment received by the municipality in 2024 (sec. 79.05(4), Wis. Stats., from 2023 WI Act 12 – notwithstanding subs. (2) and (3))

Contact Information

If you have questions, contact us at lgs@wisconsin.gov, (608) 266-8618 or (608) 261-5167.



State of Wisconsin • DEPARTMENT OF REVENUE

DIVISION OF STATE AND LOCAL FINANCE • BUREAU OF LOCAL GOVERNMENT SERVICES • 2135 RIMROCK RD MADISON, WI 53713

Mailing Address:
PO Box 8971 #6-97
Madison WI 53708-8971
Fax: (608) 264-6887
lgs@wisconsin.gov

September 13, 2024

ERIN MOOERS
TOWN OF MORGAN
3276 COUNTY ROAD C
OCONTO FALLS WI 54154

Notice of Shared Revenue – 2025 Original Estimate

Notice Information

The Wisconsin Department of Revenue (DOR) is providing the **estimated** shared revenue amounts your local government will receive in 2025 under current state law for county and municipal aid, supplemental county and municipal aid, utility aid and the expenditure restraint incentive program. This does not include adjustments, shown on the July and November payment notices.

District	TOWN OF MORGAN	County	OCONTO	Co-muni code	42-028
-----------------	----------------	---------------	--------	---------------------	--------

Estimate Information

For an explanation of each aid payment listed below, review the additional information in this notice.

2025 Original Estimate	
1. County and municipal aid	\$24,346.12
2. Utility aid	\$46,698.73
3. Supplemental county and municipal aid	\$47,878.94
4. Expenditure restraint incentive program	\$0.00
5. Total Estimated 2025 Payments (sum of Lines 1-4)	\$118,923.79

Payment Information

Your local government will receive two distributions in 2025 :

- July 28, 2025: 15% of Line 1, 2, and 3 and 100% of Line 4 (*shown above*)
- November 17, 2025: balance of your 2025 aid payments

County and Municipal Aid

Under state law, the county and municipal aid paid to each county and municipality must be equal to the amount determined in 2012 (sec. 79.036, Wis. Stats.) and adjusted for fallen protective services insurance reimbursement (sec. 79.036(4), Wis. Stats.).

County and Municipal Aid Calculation	
1. Prior year county and municipal aid	\$23,800.47
2. Increase due to sales tax revenue, including adjustments (<i>district changes</i>)	\$547.41
3. Fallen protective services insurance adjustment	-\$1.76
4. Fallen protective services insurance reimbursement (<i>reported to DOR</i>)	\$0.00
5. Total County and Municipal Aid (sum of Lines 1-4)	\$24,346.12

Utility Aid

- Under state law, utility aid is distributed to each county and municipality where tax-exempt utility property is located (sec. 79.04, Wis. Stats.)
- Utility companies report utility property information to DOR annually
- DOR uses the provided information to accurately calculate utility aid (*shown below*)

Utility Aid Calculation	
1. Net book value, <i>as of December 31, 2024 (including expected additions/retirements)</i>	\$15,566,244.00
2. Total net book value payment	\$46,698.73
3. Minimum payment	\$0.00
4. Megawatt capacity	0.0
5. Megawatt capacity payment	\$0.00
6. Closed/decommissioned production plant (phased down) payment	\$0.00
7. Subtotal (<i>sum of Lines 2, 3, 5 and 6</i>)	\$46,698.73
8. Population cap	\$432,650.00
9. Adjusted subtotal (<i>lesser of Line 7 or Line 8</i>)	\$46,698.73
10. Adjacent site incentive payment	\$0.00
11. Baseload incentive payment	\$0.00
12. Co-generation incentive payment	\$0.00
13. Alternative energy incentive payment	\$0.00
14. Total incentive payments (<i>sum of Lines 10 through 13</i>)	\$0.00
15. Spent nuclear fuel payment	\$0.00
16. Total Utility Aid – this is the utility aid payment listed on the front of the estimate (<i>sum of Lines 9, 14 and 15</i>)	\$46,698.73

Supplemental County and Municipal Aid

- Under state law, supplemental county and municipal aid paid to each county and municipality is determined by 2023 Wisconsin Act 12 (sec. 79.037, Wis. Stats.)
- For detailed information, review [county and municipal aid spreadsheet](#)

Supplemental County and Municipal Aid Calculation	
1. Prior year supplemental county and municipal aid	\$46,802.48
2. Increase due to sales tax revenue including adjustments (<i>district changes</i>)	\$1,076.46
3. Total Supplemental County and Municipal Aid (<i>sum of Lines 1 and 2</i>)	\$47,878.94

Expenditure Restraint Incentive Program

- Only municipalities are eligible to receive Expenditure Restraint Incentive Program (ERIP) payments
- Under state law, in 2025, each municipality will receive a payment that is equal to the amount of the payment received by the municipality in 2024 (sec. 79.05(4), Wis. Stats., from 2023 WI Act 12 – notwithstanding subs. (2) and (3))

Contact Information

If you have questions, contact us at lgs@wisconsin.gov, (608) 266-8618 or (608) 261-5167.



State of Wisconsin • DEPARTMENT OF REVENUE

DIVISION OF STATE AND LOCAL FINANCE • BUREAU OF LOCAL GOVERNMENT SERVICES • 2135 RIMROCK RD MADISON, WI 53713

Mailing Address:
PO Box 8971 #6-97
Madison WI 53708-8971
Fax: (608) 264-6887
lgs@wisconsin.gov

September 13, 2024

LYNN KAUZLARIC
TOWN OF MOUNTAIN
PO BOX 95
MOUNTAIN WI 54149-0095

Notice of Shared Revenue – 2025 Original Estimate

Notice Information

The Wisconsin Department of Revenue (DOR) is providing the **estimated** shared revenue amounts your local government will receive in 2025 under current state law for county and municipal aid, supplemental county and municipal aid, utility aid and the expenditure restraint incentive program. This does not include adjustments, shown on the July and November payment notices.

District	TOWN OF MOUNTAIN	County	OCONTO	Co-muni code	42-029
-----------------	------------------	---------------	--------	---------------------	--------

Estimate Information

For an explanation of each aid payment listed below, review the additional information in this notice.

2025 Original Estimate	
1. County and municipal aid	\$19,103.40
2. Utility aid	\$2,406.00
3. Supplemental county and municipal aid	\$45,078.61
4. Expenditure restraint incentive program	\$0.00
5. Total Estimated 2025 Payments (sum of Lines 1-4)	\$66,588.01

Payment Information

Your local government will receive two distributions in 2025 :

- July 28, 2025: 15% of Line 1, 2, and 3 and 100% of Line 4 (*shown above*)
- November 17, 2025: balance of your 2025 aid payments

County and Municipal Aid

Under state law, the county and municipal aid paid to each county and municipality must be equal to the amount determined in 2012 (sec. 79.036, Wis. Stats.) and adjusted for fallen protective services insurance reimbursement (sec. 79.036(4), Wis. Stats.).

County and Municipal Aid Calculation	
1. Prior year county and municipal aid	\$18,675.25
2. Increase due to sales tax revenue, including adjustments (<i>district changes</i>)	\$429.53
3. Fallen protective services insurance adjustment	-\$1.38
4. Fallen protective services insurance reimbursement (<i>reported to DOR</i>)	\$0.00
5. Total County and Municipal Aid (sum of Lines 1-4)	\$19,103.40

Utility Aid

- Under state law, utility aid is distributed to each county and municipality where tax-exempt utility property is located (sec. 79.04, Wis. Stats.)
- Utility companies report utility property information to DOR annually
- DOR uses the provided information to accurately calculate utility aid (*shown below*)

Utility Aid Calculation	
1. Net book value, <i>as of December 31, 2024 (including expected additions/retirements)</i>	\$802,001.00
2. Total net book value payment	\$2,406.00
3. Minimum payment	\$0.00
4. Megawatt capacity	0.0
5. Megawatt capacity payment	\$0.00
6. Closed/decommissioned production plant (phased down) payment	\$0.00
7. Subtotal (<i>sum of Lines 2, 3, 5 and 6</i>)	\$2,406.00
8. Population cap	\$347,225.00
9. Adjusted subtotal (<i>lesser of Line 7 or Line 8</i>)	\$2,406.00
10. Adjacent site incentive payment	\$0.00
11. Baseload incentive payment	\$0.00
12. Co-generation incentive payment	\$0.00
13. Alternative energy incentive payment	\$0.00
14. Total incentive payments (<i>sum of Lines 10 through 13</i>)	\$0.00
15. Spent nuclear fuel payment	\$0.00
16. Total Utility Aid – this is the utility aid payment listed on the front of the estimate (<i>sum of Lines 9, 14 and 15</i>)	\$2,406.00

Supplemental County and Municipal Aid

- Under state law, supplemental county and municipal aid paid to each county and municipality is determined by 2023 Wisconsin Act 12 (sec. 79.037, Wis. Stats.)
- For detailed information, review [county and municipal aid spreadsheet](#)

Supplemental County and Municipal Aid Calculation	
1. Prior year supplemental county and municipal aid	\$44,065.11
2. Increase due to sales tax revenue including adjustments (<i>district changes</i>)	\$1,013.50
3. Total Supplemental County and Municipal Aid (<i>sum of Lines 1 and 2</i>)	\$45,078.61

Expenditure Restraint Incentive Program

- Only municipalities are eligible to receive Expenditure Restraint Incentive Program (ERIP) payments
- Under state law, in 2025, each municipality will receive a payment that is equal to the amount of the payment received by the municipality in 2024 (sec. 79.05(4), Wis. Stats., from 2023 WI Act 12 – notwithstanding subs. (2) and (3))

Contact Information

If you have questions, contact us at lgs@wisconsin.gov, (608) 266-8618 or (608) 261-5167.



State of Wisconsin • DEPARTMENT OF REVENUE

DIVISION OF STATE AND LOCAL FINANCE • BUREAU OF LOCAL GOVERNMENT SERVICES • 2135 RIMROCK RD MADISON, WI 53713

Mailing Address:
PO Box 8971 #6-97
Madison WI 53708-8971
Fax: (608) 264-6887
lgs@wisconsin.gov

September 13, 2024

LORI SCANLAN
TOWN OF OCONTO
3649 HWY 22
OCONTO WI 54153

Notice of Shared Revenue – 2025 Original Estimate

Notice Information

The Wisconsin Department of Revenue (DOR) is providing the **estimated** shared revenue amounts your local government will receive in 2025 under current state law for county and municipal aid, supplemental county and municipal aid, utility aid and the expenditure restraint incentive program. This does not include adjustments, shown on the July and November payment notices.

District	TOWN OF OCONTO	County	OCONTO	Co-muni code	42-030
-----------------	----------------	---------------	--------	---------------------	--------

Estimate Information

For an explanation of each aid payment listed below, review the additional information in this notice.

2025 Original Estimate	
1. County and municipal aid	\$45,716.20
2. Utility aid	\$17,809.74
3. Supplemental county and municipal aid	\$54,044.52
4. Expenditure restraint incentive program	\$0.00
5. Total Estimated 2025 Payments (sum of Lines 1-4)	\$117,570.46

Payment Information

Your local government will receive two distributions in 2025 :

- July 28, 2025: 15% of Line 1, 2, and 3 and 100% of Line 4 (*shown above*)
- November 17, 2025: balance of your 2025 aid payments

County and Municipal Aid

Under state law, the county and municipal aid paid to each county and municipality must be equal to the amount determined in 2012 (sec. 79.036, Wis. Stats.) and adjusted for fallen protective services insurance reimbursement (sec. 79.036(4), Wis. Stats.).

County and Municipal Aid Calculation	
1. Prior year county and municipal aid	\$44,691.59
2. Increase due to sales tax revenue, including adjustments (<i>district changes</i>)	\$1,027.91
3. Fallen protective services insurance adjustment	-\$3.30
4. Fallen protective services insurance reimbursement (<i>reported to DOR</i>)	\$0.00
5. Total County and Municipal Aid (sum of Lines 1-4)	\$45,716.20

Utility Aid

- Under state law, utility aid is distributed to each county and municipality where tax-exempt utility property is located (sec. 79.04, Wis. Stats.)
- Utility companies report utility property information to DOR annually
- DOR uses the provided information to accurately calculate utility aid (*shown below*)

Utility Aid Calculation	
1. Net book value, as of December 31, 2024 (including expected additions/retirements)	\$5,936,581.00
2. Total net book value payment	\$17,809.74
3. Minimum payment	\$0.00
4. Megawatt capacity	0.0
5. Megawatt capacity payment	\$0.00
6. Closed/decommissioned production plant (phased down) payment	\$0.00
7. Subtotal (sum of Lines 2, 3, 5 and 6)	\$17,809.74
8. Population cap	\$586,500.00
9. Adjusted subtotal (lesser of Line 7 or Line 8)	\$17,809.74
10. Adjacent site incentive payment	\$0.00
11. Baseload incentive payment	\$0.00
12. Co-generation incentive payment	\$0.00
13. Alternative energy incentive payment	\$0.00
14. Total incentive payments (sum of Lines 10 through 13)	\$0.00
15. Spent nuclear fuel payment	\$0.00
16. Total Utility Aid – this is the utility aid payment listed on the front of the estimate (sum of Lines 9, 14 and 15)	\$17,809.74

Supplemental County and Municipal Aid

- Under state law, supplemental county and municipal aid paid to each county and municipality is determined by 2023 Wisconsin Act 12 (sec. 79.037, Wis. Stats.)
- For detailed information, review [county and municipal aid spreadsheet](#)

Supplemental County and Municipal Aid Calculation	
1. Prior year supplemental county and municipal aid	\$52,829.44
2. Increase due to sales tax revenue including adjustments (district changes)	\$1,215.08
3. Total Supplemental County and Municipal Aid (sum of Lines 1 and 2)	\$54,044.52

Expenditure Restraint Incentive Program

- Only municipalities are eligible to receive Expenditure Restraint Incentive Program (ERIP) payments
- Under state law, in 2025, each municipality will receive a payment that is equal to the amount of the payment received by the municipality in 2024 (sec. 79.05(4), Wis. Stats., from 2023 WI Act 12 – notwithstanding subs. (2) and (3))

Contact Information

If you have questions, contact us at lgs@wisconsin.gov, (608) 266-8618 or (608) 261-5167.



State of Wisconsin • DEPARTMENT OF REVENUE

DIVISION OF STATE AND LOCAL FINANCE • BUREAU OF LOCAL GOVERNMENT SERVICES • 2135 RIMROCK RD MADISON, WI 53713

Mailing Address:
PO Box 8971 #6-97
Madison WI 53708-8971
Fax: (608) 264-6887
lgs@wisconsin.gov

September 13, 2024

SUE MOGGED
TOWN OF OCONTO FALLS
5076 GOLDEN CORNERS RD
OCONTO FALLS WI 54154-9608

Notice of Shared Revenue – 2025 Original Estimate

Notice Information

The Wisconsin Department of Revenue (DOR) is providing the **estimated** shared revenue amounts your local government will receive in 2025 under current state law for county and municipal aid, supplemental county and municipal aid, utility aid and the expenditure restraint incentive program. This does not include adjustments, shown on the July and November payment notices.

District	TOWN OF OCONTO FALLS	County	OCONTO	Co-muni code	42-032
-----------------	----------------------	---------------	--------	---------------------	--------

Estimate Information

For an explanation of each aid payment listed below, review the additional information in this notice.

2025 Original Estimate	
1. County and municipal aid	\$32,265.60
2. Utility aid	\$3,531.70
3. Supplemental county and municipal aid	\$52,447.57
4. Expenditure restraint incentive program	\$0.00
5. Total Estimated 2025 Payments (sum of Lines 1-4)	\$88,244.87

Payment Information

Your local government will receive two distributions in 2025 :

- July 28, 2025: 15% of Line 1, 2, and 3 and 100% of Line 4 (*shown above*)
- November 17, 2025: balance of your 2025 aid payments

County and Municipal Aid

Under state law, the county and municipal aid paid to each county and municipality must be equal to the amount determined in 2012 (sec. 79.036, Wis. Stats.) and adjusted for fallen protective services insurance reimbursement (sec. 79.036(4), Wis. Stats.).

County and Municipal Aid Calculation	
1. Prior year county and municipal aid	\$31,542.45
2. Increase due to sales tax revenue, including adjustments (<i>district changes</i>)	\$725.48
3. Fallen protective services insurance adjustment	-\$2.33
4. Fallen protective services insurance reimbursement (<i>reported to DOR</i>)	\$0.00
5. Total County and Municipal Aid (sum of Lines 1-4)	\$32,265.60

Utility Aid

- Under state law, utility aid is distributed to each county and municipality where tax-exempt utility property is located (sec. 79.04, Wis. Stats.)
- Utility companies report utility property information to DOR annually
- DOR uses the provided information to accurately calculate utility aid (*shown below*)

Utility Aid Calculation	
1. Net book value, <i>as of December 31, 2024 (including expected additions/retirements)</i>	\$1,177,234.00
2. Total net book value payment	\$3,531.70
3. Minimum payment	\$0.00
4. Megawatt capacity	0.0
5. Megawatt capacity payment	\$0.00
6. Closed/decommissioned production plant (phased down) payment	\$0.00
7. Subtotal (<i>sum of Lines 2, 3, 5 and 6</i>)	\$3,531.70
8. Population cap	\$538,050.00
9. Adjusted subtotal (<i>lesser of Line 7 or Line 8</i>)	\$3,531.70
10. Adjacent site incentive payment	\$0.00
11. Baseload incentive payment	\$0.00
12. Co-generation incentive payment	\$0.00
13. Alternative energy incentive payment	\$0.00
14. Total incentive payments (<i>sum of Lines 10 through 13</i>)	\$0.00
15. Spent nuclear fuel payment	\$0.00
16. Total Utility Aid – this is the utility aid payment listed on the front of the estimate (<i>sum of Lines 9, 14 and 15</i>)	\$3,531.70

Supplemental County and Municipal Aid

- Under state law, supplemental county and municipal aid paid to each county and municipality is determined by 2023 Wisconsin Act 12 (sec. 79.037, Wis. Stats.)
- For detailed information, review [county and municipal aid spreadsheet](#)

Supplemental County and Municipal Aid Calculation	
1. Prior year supplemental county and municipal aid	\$51,268.40
2. Increase due to sales tax revenue including adjustments (<i>district changes</i>)	\$1,179.17
3. Total Supplemental County and Municipal Aid (<i>sum of Lines 1 and 2</i>)	\$52,447.57

Expenditure Restraint Incentive Program

- Only municipalities are eligible to receive Expenditure Restraint Incentive Program (ERIP) payments
- Under state law, in 2025, each municipality will receive a payment that is equal to the amount of the payment received by the municipality in 2024 (sec. 79.05(4), Wis. Stats., from 2023 WI Act 12 – notwithstanding subs. (2) and (3))

Contact Information

If you have questions, contact us at lgs@wisconsin.gov, (608) 266-8618 or (608) 261-5167.



State of Wisconsin • DEPARTMENT OF REVENUE

DIVISION OF STATE AND LOCAL FINANCE • BUREAU OF LOCAL GOVERNMENT SERVICES • 2135 RIMROCK RD MADISON, WI 53713

Mailing Address:
PO Box 8971 #6-97
Madison WI 53708-8971
Fax: (608) 264-6887
lgs@wisconsin.gov

September 13, 2024

JACQUELINE NELIS
TOWN OF PENSАUKEE
4684 BROOKSIDE RD
ABRAMS WI 54101-9772

Notice of Shared Revenue – 2025 Original Estimate

Notice Information

The Wisconsin Department of Revenue (DOR) is providing the **estimated** shared revenue amounts your local government will receive in 2025 under current state law for county and municipal aid, supplemental county and municipal aid, utility aid and the expenditure restraint incentive program. This does not include adjustments, shown on the July and November payment notices.

District	TOWN OF PENSАUKEE	County	OCONTO	Co-muni code	42-034
-----------------	-------------------	---------------	--------	---------------------	--------

Estimate Information

For an explanation of each aid payment listed below, review the additional information in this notice.

2025 Original Estimate	
1. County and municipal aid	\$24,510.13
2. Utility aid	\$19.30
3. Supplemental county and municipal aid	\$53,975.83
4. Expenditure restraint incentive program	\$0.00
5. Total Estimated 2025 Payments (sum of Lines 1-4)	\$78,505.26

Payment Information

Your local government will receive two distributions in 2025 :

- July 28, 2025: 15% of Line 1, 2, and 3 and 100% of Line 4 (*shown above*)
- November 17, 2025: balance of your 2025 aid payments

County and Municipal Aid

Under state law, the county and municipal aid paid to each county and municipality must be equal to the amount determined in 2012 (sec. 79.036, Wis. Stats.) and adjusted for fallen protective services insurance reimbursement (sec. 79.036(4), Wis. Stats.).

County and Municipal Aid Calculation	
1. Prior year county and municipal aid	\$23,960.80
2. Increase due to sales tax revenue, including adjustments (<i>district changes</i>)	\$551.10
3. Fallen protective services insurance adjustment	-\$1.77
4. Fallen protective services insurance reimbursement (<i>reported to DOR</i>)	\$0.00
5. Total County and Municipal Aid (sum of Lines 1-4)	\$24,510.13

Utility Aid

- Under state law, utility aid is distributed to each county and municipality where tax-exempt utility property is located (sec. 79.04, Wis. Stats.)
- Utility companies report utility property information to DOR annually
- DOR uses the provided information to accurately calculate utility aid (*shown below*)

Utility Aid Calculation	
1. Net book value, <i>as of December 31, 2024 (including expected additions/retirements)</i>	\$6,432.00
2. Total net book value payment	\$19.30
3. Minimum payment	\$0.00
4. Megawatt capacity	0.0
5. Megawatt capacity payment	\$0.00
6. Closed/decommissioned production plant (phased down) payment	\$0.00
7. Subtotal (<i>sum of Lines 2, 3, 5 and 6</i>)	\$19.30
8. Population cap	\$575,450.00
9. Adjusted subtotal (<i>lesser of Line 7 or Line 8</i>)	\$19.30
10. Adjacent site incentive payment	\$0.00
11. Baseload incentive payment	\$0.00
12. Co-generation incentive payment	\$0.00
13. Alternative energy incentive payment	\$0.00
14. Total incentive payments (<i>sum of Lines 10 through 13</i>)	\$0.00
15. Spent nuclear fuel payment	\$0.00
16. Total Utility Aid – this is the utility aid payment listed on the front of the estimate (<i>sum of Lines 9, 14 and 15</i>)	\$19.30

Supplemental County and Municipal Aid

- Under state law, supplemental county and municipal aid paid to each county and municipality is determined by 2023 Wisconsin Act 12 (sec. 79.037, Wis. Stats.)
- For detailed information, review [county and municipal aid spreadsheet](#)

Supplemental County and Municipal Aid Calculation	
1. Prior year supplemental county and municipal aid	\$52,762.30
2. Increase due to sales tax revenue including adjustments (<i>district changes</i>)	\$1,213.53
3. Total Supplemental County and Municipal Aid (<i>sum of Lines 1 and 2</i>)	\$53,975.83

Expenditure Restraint Incentive Program

- Only municipalities are eligible to receive Expenditure Restraint Incentive Program (ERIP) payments
- Under state law, in 2025, each municipality will receive a payment that is equal to the amount of the payment received by the municipality in 2024 (sec. 79.05(4), Wis. Stats., from 2023 WI Act 12 – notwithstanding subs. (2) and (3))

Contact Information

If you have questions, contact us at lgs@wisconsin.gov, (608) 266-8618 or (608) 261-5167.



State of Wisconsin • DEPARTMENT OF REVENUE

DIVISION OF STATE AND LOCAL FINANCE • BUREAU OF LOCAL GOVERNMENT SERVICES • 2135 RIMROCK RD MADISON, WI 53713

Mailing Address:
PO Box 8971 #6-97
Madison WI 53708-8971
Fax: (608) 264-6887
lgs@wisconsin.gov

September 13, 2024

BETH HARTMAN
TOWN OF RIVERVIEW
PO BOX 220
MOUNTAIN WI 54149-0220

Notice of Shared Revenue – 2025 Original Estimate

Notice Information

The Wisconsin Department of Revenue (DOR) is providing the **estimated** shared revenue amounts your local government will receive in 2025 under current state law for county and municipal aid, supplemental county and municipal aid, utility aid and the expenditure restraint incentive program. This does not include adjustments, shown on the July and November payment notices.

District	TOWN OF RIVERVIEW	County	OCONTO	Co-muni code	42-036
-----------------	-------------------	---------------	--------	---------------------	--------

Estimate Information

For an explanation of each aid payment listed below, review the additional information in this notice.

2025 Original Estimate	
1. County and municipal aid	\$16,360.79
2. Utility aid	\$465.99
3. Supplemental county and municipal aid	\$44,855.25
4. Expenditure restraint incentive program	\$0.00
5. Total Estimated 2025 Payments (sum of Lines 1-4)	\$61,682.03

Payment Information

Your local government will receive two distributions in 2025 :

- July 28, 2025: 15% of Line 1, 2, and 3 and 100% of Line 4 (*shown above*)
- November 17, 2025: balance of your 2025 aid payments

County and Municipal Aid

Under state law, the county and municipal aid paid to each county and municipality must be equal to the amount determined in 2012 (sec. 79.036, Wis. Stats.) and adjusted for fallen protective services insurance reimbursement (sec. 79.036(4), Wis. Stats.).

County and Municipal Aid Calculation	
1. Prior year county and municipal aid	\$15,994.11
2. Increase due to sales tax revenue, including adjustments (<i>district changes</i>)	\$367.86
3. Fallen protective services insurance adjustment	-\$1.18
4. Fallen protective services insurance reimbursement (<i>reported to DOR</i>)	\$0.00
5. Total County and Municipal Aid (sum of Lines 1-4)	\$16,360.79

Utility Aid

- Under state law, utility aid is distributed to each county and municipality where tax-exempt utility property is located (sec. 79.04, Wis. Stats.)
- Utility companies report utility property information to DOR annually
- DOR uses the provided information to accurately calculate utility aid (*shown below*)

Utility Aid Calculation	
1. Net book value, <i>as of December 31, 2024 (including expected additions/retirements)</i>	\$155,329.00
2. Total net book value payment	\$465.99
3. Minimum payment	\$0.00
4. Megawatt capacity	0.0
5. Megawatt capacity payment	\$0.00
6. Closed/decommissioned production plant (phased down) payment	\$0.00
7. Subtotal (<i>sum of Lines 2, 3, 5 and 6</i>)	\$465.99
8. Population cap	\$348,925.00
9. Adjusted subtotal (<i>lesser of Line 7 or Line 8</i>)	\$465.99
10. Adjacent site incentive payment	\$0.00
11. Baseload incentive payment	\$0.00
12. Co-generation incentive payment	\$0.00
13. Alternative energy incentive payment	\$0.00
14. Total incentive payments (<i>sum of Lines 10 through 13</i>)	\$0.00
15. Spent nuclear fuel payment	\$0.00
16. Total Utility Aid – this is the utility aid payment listed on the front of the estimate (<i>sum of Lines 9, 14 and 15</i>)	\$465.99

Supplemental County and Municipal Aid

- Under state law, supplemental county and municipal aid paid to each county and municipality is determined by 2023 Wisconsin Act 12 (sec. 79.037, Wis. Stats.)
- For detailed information, review [county and municipal aid spreadsheet](#)

Supplemental County and Municipal Aid Calculation	
1. Prior year supplemental county and municipal aid	\$43,846.77
2. Increase due to sales tax revenue including adjustments (<i>district changes</i>)	\$1,008.48
3. Total Supplemental County and Municipal Aid (<i>sum of Lines 1 and 2</i>)	\$44,855.25

Expenditure Restraint Incentive Program

- Only municipalities are eligible to receive Expenditure Restraint Incentive Program (ERIP) payments
- Under state law, in 2025, each municipality will receive a payment that is equal to the amount of the payment received by the municipality in 2024 (sec. 79.05(4), Wis. Stats., from 2023 WI Act 12 – notwithstanding subs. (2) and (3))

Contact Information

If you have questions, contact us at lgs@wisconsin.gov, (608) 266-8618 or (608) 261-5167.



State of Wisconsin • DEPARTMENT OF REVENUE

DIVISION OF STATE AND LOCAL FINANCE • BUREAU OF LOCAL GOVERNMENT SERVICES • 2135 RIMROCK RD MADISON, WI 53713

Mailing Address:
PO Box 8971 #6-97
Madison WI 53708-8971
Fax: (608) 264-6887
lgs@wisconsin.gov

September 13, 2024

LISA PEITERSEN
TOWN OF SPRUCE
PO BOX 52
OCONTO FALLS WI 54154

Notice of Shared Revenue – 2025 Original Estimate

Notice Information

The Wisconsin Department of Revenue (DOR) is providing the **estimated** shared revenue amounts your local government will receive in 2025 under current state law for county and municipal aid, supplemental county and municipal aid, utility aid and the expenditure restraint incentive program. This does not include adjustments, shown on the July and November payment notices.

District	TOWN OF SPRUCE	County	OCONTO	Co-muni code	42-038
-----------------	----------------	---------------	--------	---------------------	--------

Estimate Information

For an explanation of each aid payment listed below, review the additional information in this notice.

2025 Original Estimate	
1. County and municipal aid	\$10,314.99
2. Utility aid	\$0.00
3. Supplemental county and municipal aid	\$46,556.16
4. Expenditure restraint incentive program	\$0.00
5. Total Estimated 2025 Payments (sum of Lines 1-4)	\$56,871.15

Payment Information

Your local government will receive two distributions in 2025 :

- July 28, 2025: 15% of Line 1, 2, and 3 and 100% of Line 4 (*shown above*)
- November 17, 2025: balance of your 2025 aid payments

County and Municipal Aid

Under state law, the county and municipal aid paid to each county and municipality must be equal to the amount determined in 2012 (sec. 79.036, Wis. Stats.) and adjusted for fallen protective services insurance reimbursement (sec. 79.036(4), Wis. Stats.).

County and Municipal Aid Calculation	
1. Prior year county and municipal aid	\$10,083.81
2. Increase due to sales tax revenue, including adjustments (<i>district changes</i>)	\$231.93
3. Fallen protective services insurance adjustment	-\$0.75
4. Fallen protective services insurance reimbursement (<i>reported to DOR</i>)	\$0.00
5. Total County and Municipal Aid (sum of Lines 1-4)	\$10,314.99

Utility Aid

- Under state law, utility aid is distributed to each county and municipality where tax-exempt utility property is located (sec. 79.04, Wis. Stats.)
- Utility companies report utility property information to DOR annually
- DOR uses the provided information to accurately calculate utility aid (*shown below*)

Utility Aid Calculation	
1. Net book value, <i>as of December 31, 2024 (including expected additions/retirements)</i>	\$0.00
2. Total net book value payment	\$0.00
3. Minimum payment	\$0.00
4. Megawatt capacity	0.0
5. Megawatt capacity payment	\$0.00
6. Closed/decommissioned production plant (phased down) payment	\$0.00
7. Subtotal (<i>sum of Lines 2, 3, 5 and 6</i>)	\$0.00
8. Population cap	\$392,700.00
9. Adjusted subtotal (<i>lesser of Line 7 or Line 8</i>)	\$0.00
10. Adjacent site incentive payment	\$0.00
11. Baseload incentive payment	\$0.00
12. Co-generation incentive payment	\$0.00
13. Alternative energy incentive payment	\$0.00
14. Total incentive payments (<i>sum of Lines 10 through 13</i>)	\$0.00
15. Spent nuclear fuel payment	\$0.00
16. Total Utility Aid – this is the utility aid payment listed on the front of the estimate (<i>sum of Lines 9, 14 and 15</i>)	\$0.00

Supplemental County and Municipal Aid

- Under state law, supplemental county and municipal aid paid to each county and municipality is determined by 2023 Wisconsin Act 12 (sec. 79.037, Wis. Stats.)
- For detailed information, review [county and municipal aid spreadsheet](#)

Supplemental County and Municipal Aid Calculation	
1. Prior year supplemental county and municipal aid	\$45,509.44
2. Increase due to sales tax revenue including adjustments (<i>district changes</i>)	\$1,046.72
3. Total Supplemental County and Municipal Aid (<i>sum of Lines 1 and 2</i>)	\$46,556.16

Expenditure Restraint Incentive Program

- Only municipalities are eligible to receive Expenditure Restraint Incentive Program (ERIP) payments
- Under state law, in 2025, each municipality will receive a payment that is equal to the amount of the payment received by the municipality in 2024 (sec. 79.05(4), Wis. Stats., from 2023 WI Act 12 – notwithstanding subs. (2) and (3))

Contact Information

If you have questions, contact us at lgs@wisconsin.gov, (608) 266-8618 or (608) 261-5167.



State of Wisconsin • DEPARTMENT OF REVENUE

DIVISION OF STATE AND LOCAL FINANCE • BUREAU OF LOCAL GOVERNMENT SERVICES • 2135 RIMROCK RD MADISON, WI 53713

Mailing Address:
PO Box 8971 #6-97
Madison WI 53708-8971
Fax: (608) 264-6887
lgs@wisconsin.gov

September 13, 2024

TERRAH PATTON
TOWN OF STILES
5718 WATERCREST RD
LENA WI 54139

Notice of Shared Revenue – 2025 Original Estimate

Notice Information

The Wisconsin Department of Revenue (DOR) is providing the **estimated** shared revenue amounts your local government will receive in 2025 under current state law for county and municipal aid, supplemental county and municipal aid, utility aid and the expenditure restraint incentive program. This does not include adjustments, shown on the July and November payment notices.

District	TOWN OF STILES	County	OCONTO	Co-muni code	42-040
-----------------	----------------	---------------	--------	---------------------	--------

Estimate Information

For an explanation of each aid payment listed below, review the additional information in this notice.

2025 Original Estimate	
1. County and municipal aid	\$52,569.24
2. Utility aid	\$25,924.06
3. Supplemental county and municipal aid	\$56,757.18
4. Expenditure restraint incentive program	\$0.00
5. Total Estimated 2025 Payments (sum of Lines 1-4)	\$135,250.48

Payment Information

Your local government will receive two distributions in 2025 :

- July 28, 2025: 15% of Line 1, 2, and 3 and 100% of Line 4 (*shown above*)
- November 17, 2025: balance of your 2025 aid payments

County and Municipal Aid

Under state law, the county and municipal aid paid to each county and municipality must be equal to the amount determined in 2012 (sec. 79.036, Wis. Stats.) and adjusted for fallen protective services insurance reimbursement (sec. 79.036(4), Wis. Stats.).

County and Municipal Aid Calculation	
1. Prior year county and municipal aid	\$51,391.05
2. Increase due to sales tax revenue, including adjustments (<i>district changes</i>)	\$1,181.99
3. Fallen protective services insurance adjustment	-\$3.80
4. Fallen protective services insurance reimbursement (<i>reported to DOR</i>)	\$0.00
5. Total County and Municipal Aid (sum of Lines 1-4)	\$52,569.24

Utility Aid

- Under state law, utility aid is distributed to each county and municipality where tax-exempt utility property is located (sec. 79.04, Wis. Stats.)
- Utility companies report utility property information to DOR annually
- DOR uses the provided information to accurately calculate utility aid (*shown below*)

Utility Aid Calculation	
1. Net book value, <i>as of December 31, 2024 (including expected additions/retirements)</i>	\$7,919,130.00
2. Total net book value payment	\$23,757.39
3. Minimum payment	\$0.00
4. Megawatt capacity	1.0
5. Megawatt capacity payment	\$666.67
6. Closed/decommissioned production plant (phased down) payment	\$0.00
7. Subtotal (<i>sum of Lines 2, 3, 5 and 6</i>)	\$24,424.06
8. Population cap	\$646,425.00
9. Adjusted subtotal (<i>lesser of Line 7 or Line 8</i>)	\$24,424.06
10. Adjacent site incentive payment	\$0.00
11. Baseload incentive payment	\$0.00
12. Co-generation incentive payment	\$0.00
13. Alternative energy incentive payment	\$1,500.00
14. Total incentive payments (<i>sum of Lines 10 through 13</i>)	\$1,500.00
15. Spent nuclear fuel payment	\$0.00
16. Total Utility Aid – this is the utility aid payment listed on the front of the estimate (<i>sum of Lines 9, 14 and 15</i>)	\$25,924.06

Supplemental County and Municipal Aid

- Under state law, supplemental county and municipal aid paid to each county and municipality is determined by 2023 Wisconsin Act 12 (sec. 79.037, Wis. Stats.)
- For detailed information, review [county and municipal aid spreadsheet](#)

Supplemental County and Municipal Aid Calculation	
1. Prior year supplemental county and municipal aid	\$55,481.11
2. Increase due to sales tax revenue including adjustments (<i>district changes</i>)	\$1,276.07
3. Total Supplemental County and Municipal Aid (<i>sum of Lines 1 and 2</i>)	\$56,757.18

Expenditure Restraint Incentive Program

- Only municipalities are eligible to receive Expenditure Restraint Incentive Program (ERIP) payments
- Under state law, in 2025, each municipality will receive a payment that is equal to the amount of the payment received by the municipality in 2024 (sec. 79.05(4), Wis. Stats., from 2023 WI Act 12 – notwithstanding subs. (2) and (3))

Contact Information

If you have questions, contact us at lgs@wisconsin.gov, (608) 266-8618 or (608) 261-5167.



State of Wisconsin • DEPARTMENT OF REVENUE

DIVISION OF STATE AND LOCAL FINANCE • BUREAU OF LOCAL GOVERNMENT SERVICES • 2135 RIMROCK RD MADISON, WI 53713

Mailing Address:
PO Box 8971 #6-97
Madison WI 53708-8971
Fax: (608) 264-6887
lgs@wisconsin.gov

September 13, 2024

LINDA ZIEGLER
TOWN OF TOWNSEND
PO BOX 227
TOWNSEND WI 54175-0227

Notice of Shared Revenue – 2025 Original Estimate

Notice Information

The Wisconsin Department of Revenue (DOR) is providing the **estimated** shared revenue amounts your local government will receive in 2025 under current state law for county and municipal aid, supplemental county and municipal aid, utility aid and the expenditure restraint incentive program. This does not include adjustments, shown on the July and November payment notices.

District	TOWN OF TOWNSEND	County	OCONTO	Co-muni code	42-042
-----------------	------------------	---------------	--------	---------------------	--------

Estimate Information

For an explanation of each aid payment listed below, review the additional information in this notice.

2025 Original Estimate	
1. County and municipal aid	\$10,736.67
2. Utility aid	\$0.00
3. Supplemental county and municipal aid	\$48,858.06
4. Expenditure restraint incentive program	\$0.00
5. Total Estimated 2025 Payments (sum of Lines 1-4)	\$59,594.73

Payment Information

Your local government will receive two distributions in 2025 :

- July 28, 2025: 15% of Line 1, 2, and 3 and 100% of Line 4 (*shown above*)
- November 17, 2025: balance of your 2025 aid payments

County and Municipal Aid

Under state law, the county and municipal aid paid to each county and municipality must be equal to the amount determined in 2012 (sec. 79.036, Wis. Stats.) and adjusted for fallen protective services insurance reimbursement (sec. 79.036(4), Wis. Stats.).

County and Municipal Aid Calculation	
1. Prior year county and municipal aid	\$10,496.04
2. Increase due to sales tax revenue, including adjustments (<i>district changes</i>)	\$241.41
3. Fallen protective services insurance adjustment	-\$0.78
4. Fallen protective services insurance reimbursement (<i>reported to DOR</i>)	\$0.00
5. Total County and Municipal Aid (sum of Lines 1-4)	\$10,736.67

Utility Aid

- Under state law, utility aid is distributed to each county and municipality where tax-exempt utility property is located (sec. 79.04, Wis. Stats.)
- Utility companies report utility property information to DOR annually
- DOR uses the provided information to accurately calculate utility aid (*shown below*)

Utility Aid Calculation	
1. Net book value, as of December 31, 2024 (including expected additions/retirements)	\$0.00
2. Total net book value payment	\$0.00
3. Minimum payment	\$0.00
4. Megawatt capacity	0.0
5. Megawatt capacity payment	\$0.00
6. Closed/decommissioned production plant (phased down) payment	\$0.00
7. Subtotal (sum of Lines 2, 3, 5 and 6)	\$0.00
8. Population cap	\$452,625.00
9. Adjusted subtotal (lesser of Line 7 or Line 8)	\$0.00
10. Adjacent site incentive payment	\$0.00
11. Baseload incentive payment	\$0.00
12. Co-generation incentive payment	\$0.00
13. Alternative energy incentive payment	\$0.00
14. Total incentive payments (sum of Lines 10 through 13)	\$0.00
15. Spent nuclear fuel payment	\$0.00
16. Total Utility Aid – this is the utility aid payment listed on the front of the estimate (sum of Lines 9, 14 and 15)	\$0.00

Supplemental County and Municipal Aid

- Under state law, supplemental county and municipal aid paid to each county and municipality is determined by 2023 Wisconsin Act 12 (sec. 79.037, Wis. Stats.)
- For detailed information, review [county and municipal aid spreadsheet](#)

Supplemental County and Municipal Aid Calculation	
1. Prior year supplemental county and municipal aid	\$47,759.59
2. Increase due to sales tax revenue including adjustments (district changes)	\$1,098.47
3. Total Supplemental County and Municipal Aid (sum of Lines 1 and 2)	\$48,858.06

Expenditure Restraint Incentive Program

- Only municipalities are eligible to receive Expenditure Restraint Incentive Program (ERIP) payments
- Under state law, in 2025, each municipality will receive a payment that is equal to the amount of the payment received by the municipality in 2024 (sec. 79.05(4), Wis. Stats., from 2023 WI Act 12 – notwithstanding subs. (2) and (3))

Contact Information

If you have questions, contact us at lgs@wisconsin.gov, (608) 266-8618 or (608) 261-5167.



State of Wisconsin • DEPARTMENT OF REVENUE

DIVISION OF STATE AND LOCAL FINANCE • BUREAU OF LOCAL GOVERNMENT SERVICES • 2135 RIMROCK RD MADISON, WI 53713

Mailing Address:
PO Box 8971 #6-97
Madison WI 53708-8971
Fax: (608) 264-6887
lgs@wisconsin.gov

September 13, 2024

TRACY WINKLER
TOWN OF UNDERHILL
5597 CARDINAL RD
GILLETT WI 54124

Notice of Shared Revenue – 2025 Original Estimate

Notice Information

The Wisconsin Department of Revenue (DOR) is providing the **estimated** shared revenue amounts your local government will receive in 2025 under current state law for county and municipal aid, supplemental county and municipal aid, utility aid and the expenditure restraint incentive program. This does not include adjustments, shown on the July and November payment notices.

District	TOWN OF UNDERHILL	County	OCONTO	Co-muni code	42-044
-----------------	-------------------	---------------	--------	---------------------	--------

Estimate Information

For an explanation of each aid payment listed below, review the additional information in this notice.

2025 Original Estimate	
1. County and municipal aid	\$14,058.99
2. Utility aid	\$141.28
3. Supplemental county and municipal aid	\$45,576.87
4. Expenditure restraint incentive program	\$0.00
5. Total Estimated 2025 Payments (sum of Lines 1-4)	\$59,777.14

Payment Information

Your local government will receive two distributions in 2025 :

- July 28, 2025: 15% of Line 1, 2, and 3 and 100% of Line 4 (*shown above*)
- November 17, 2025: balance of your 2025 aid payments

County and Municipal Aid

Under state law, the county and municipal aid paid to each county and municipality must be equal to the amount determined in 2012 (sec. 79.036, Wis. Stats.) and adjusted for fallen protective services insurance reimbursement (sec. 79.036(4), Wis. Stats.).

County and Municipal Aid Calculation	
1. Prior year county and municipal aid	\$13,743.90
2. Increase due to sales tax revenue, including adjustments (<i>district changes</i>)	\$316.11
3. Fallen protective services insurance adjustment	-\$1.02
4. Fallen protective services insurance reimbursement (<i>reported to DOR</i>)	\$0.00
5. Total County and Municipal Aid (sum of Lines 1-4)	\$14,058.99

Utility Aid

- Under state law, utility aid is distributed to each county and municipality where tax-exempt utility property is located (sec. 79.04, Wis. Stats.)
- Utility companies report utility property information to DOR annually
- DOR uses the provided information to accurately calculate utility aid (*shown below*)

Utility Aid Calculation	
1. Net book value, as of December 31, 2024 (including expected additions/retirements)	\$47,094.00
2. Total net book value payment	\$141.28
3. Minimum payment	\$0.00
4. Megawatt capacity	0.0
5. Megawatt capacity payment	\$0.00
6. Closed/decommissioned production plant (phased down) payment	\$0.00
7. Subtotal (sum of Lines 2, 3, 5 and 6)	\$141.28
8. Population cap	\$364,225.00
9. Adjusted subtotal (lesser of Line 7 or Line 8)	\$141.28
10. Adjacent site incentive payment	\$0.00
11. Baseload incentive payment	\$0.00
12. Co-generation incentive payment	\$0.00
13. Alternative energy incentive payment	\$0.00
14. Total incentive payments (sum of Lines 10 through 13)	\$0.00
15. Spent nuclear fuel payment	\$0.00
16. Total Utility Aid – this is the utility aid payment listed on the front of the estimate (sum of Lines 9, 14 and 15)	\$141.28

Supplemental County and Municipal Aid

- Under state law, supplemental county and municipal aid paid to each county and municipality is determined by 2023 Wisconsin Act 12 (sec. 79.037, Wis. Stats.)
- For detailed information, review [county and municipal aid spreadsheet](#)

Supplemental County and Municipal Aid Calculation	
1. Prior year supplemental county and municipal aid	\$44,552.17
2. Increase due to sales tax revenue including adjustments (district changes)	\$1,024.70
3. Total Supplemental County and Municipal Aid (sum of Lines 1 and 2)	\$45,576.87

Expenditure Restraint Incentive Program

- Only municipalities are eligible to receive Expenditure Restraint Incentive Program (ERIP) payments
- Under state law, in 2025, each municipality will receive a payment that is equal to the amount of the payment received by the municipality in 2024 (sec. 79.05(4), Wis. Stats., from 2023 WI Act 12 – notwithstanding subs. (2) and (3))

Contact Information

If you have questions, contact us at lgs@wisconsin.gov, (608) 266-8618 or (608) 261-5167.



State of Wisconsin • DEPARTMENT OF REVENUE

DIVISION OF STATE AND LOCAL FINANCE • BUREAU OF LOCAL GOVERNMENT SERVICES • 2135 RIMROCK RD MADISON, WI 53713

Mailing Address:
PO Box 8971 #6-97
Madison WI 53708-8971
Fax: (608) 264-6887
lgs@wisconsin.gov

September 13, 2024

JODI MARQUARDT
VILLAGE OF LENA
117 E MAIN ST
LENA WI 54139-9486

Notice of Shared Revenue – 2025 Original Estimate

Notice Information

The Wisconsin Department of Revenue (DOR) is providing the **estimated** shared revenue amounts your local government will receive in 2025 under current state law for county and municipal aid, supplemental county and municipal aid, utility aid and the expenditure restraint incentive program. This does not include adjustments, shown on the July and November payment notices.

District	VILLAGE OF LENA	County	OCONTO	Co-muni code	42-146
-----------------	-----------------	---------------	--------	---------------------	--------

Estimate Information

For an explanation of each aid payment listed below, review the additional information in this notice.

2025 Original Estimate	
1. County and municipal aid	\$169,193.10
2. Utility aid	\$4,942.06
3. Supplemental county and municipal aid	\$39,888.75
4. Expenditure restraint incentive program	\$6,323.19
5. Total Estimated 2025 Payments (sum of Lines 1-4)	\$220,347.10

Payment Information

Your local government will receive two distributions in 2025 :

- July 28, 2025: 15% of Line 1, 2, and 3 and 100% of Line 4 (*shown above*)
- November 17, 2025: balance of your 2025 aid payments

County and Municipal Aid

Under state law, the county and municipal aid paid to each county and municipality must be equal to the amount determined in 2012 (sec. 79.036, Wis. Stats.) and adjusted for fallen protective services insurance reimbursement (sec. 79.036(4), Wis. Stats.).

County and Municipal Aid Calculation	
1. Prior year county and municipal aid	\$165,401.10
2. Increase due to sales tax revenue, including adjustments (<i>district changes</i>)	\$3,804.22
3. Fallen protective services insurance adjustment	-\$12.22
4. Fallen protective services insurance reimbursement (<i>reported to DOR</i>)	\$0.00
5. Total County and Municipal Aid (sum of Lines 1-4)	\$169,193.10

Utility Aid

- Under state law, utility aid is distributed to each county and municipality where tax-exempt utility property is located (sec. 79.04, Wis. Stats.)
- Utility companies report utility property information to DOR annually
- DOR uses the provided information to accurately calculate utility aid (*shown below*)

Utility Aid Calculation	
1. Net book value, <i>as of December 31, 2024 (including expected additions/retirements)</i>	\$823,677.00
2. Total net book value payment	\$4,942.06
3. Minimum payment	\$0.00
4. Megawatt capacity	0.0
5. Megawatt capacity payment	\$0.00
6. Closed/decommissioned production plant (phased down) payment	\$0.00
7. Subtotal (<i>sum of Lines 2, 3, 5 and 6</i>)	\$4,942.06
8. Population cap	\$226,525.00
9. Adjusted subtotal (<i>lesser of Line 7 or Line 8</i>)	\$4,942.06
10. Adjacent site incentive payment	\$0.00
11. Baseload incentive payment	\$0.00
12. Co-generation incentive payment	\$0.00
13. Alternative energy incentive payment	\$0.00
14. Total incentive payments (<i>sum of Lines 10 through 13</i>)	\$0.00
15. Spent nuclear fuel payment	\$0.00
16. Total Utility Aid – this is the utility aid payment listed on the front of the estimate (<i>sum of Lines 9, 14 and 15</i>)	\$4,942.06

Supplemental County and Municipal Aid

- Under state law, supplemental county and municipal aid paid to each county and municipality is determined by 2023 Wisconsin Act 12 (sec. 79.037, Wis. Stats.)
- For detailed information, review [county and municipal aid spreadsheet](#)

Supplemental County and Municipal Aid Calculation	
1. Prior year supplemental county and municipal aid	\$38,991.94
2. Increase due to sales tax revenue including adjustments (<i>district changes</i>)	\$896.81
3. Total Supplemental County and Municipal Aid (<i>sum of Lines 1 and 2</i>)	\$39,888.75

Expenditure Restraint Incentive Program

- Only municipalities are eligible to receive Expenditure Restraint Incentive Program (ERIP) payments
- Under state law, in 2025, each municipality will receive a payment that is equal to the amount of the payment received by the municipality in 2024 (sec. 79.05(4), Wis. Stats., from 2023 WI Act 12 – notwithstanding subs. (2) and (3))

Contact Information

If you have questions, contact us at lgs@wisconsin.gov, (608) 266-8618 or (608) 261-5167.



State of Wisconsin • DEPARTMENT OF REVENUE

DIVISION OF STATE AND LOCAL FINANCE • BUREAU OF LOCAL GOVERNMENT SERVICES • 2135 RIMROCK RD MADISON, WI 53713

Mailing Address:
PO Box 8971 #6-97
Madison WI 53708-8971
Fax: (608) 264-6887
lgs@wisconsin.gov

September 13, 2024

KIMBERLY GRUETZMACHER
VILLAGE OF SURING
PO BOX 31
SURING WI 54174-0031

Notice of Shared Revenue – 2025 Original Estimate

Notice Information

The Wisconsin Department of Revenue (DOR) is providing the **estimated** shared revenue amounts your local government will receive in 2025 under current state law for county and municipal aid, supplemental county and municipal aid, utility aid and the expenditure restraint incentive program. This does not include adjustments, shown on the July and November payment notices.

District	VILLAGE OF SURING	County	OCONTO	Co-muni code	42-181
-----------------	-------------------	---------------	--------	---------------------	--------

Estimate Information

For an explanation of each aid payment listed below, review the additional information in this notice.

2025 Original Estimate	
1. County and municipal aid	\$170,564.86
2. Utility aid	\$0.00
3. Supplemental county and municipal aid	\$39,596.55
4. Expenditure restraint incentive program	\$15,750.75
5. Total Estimated 2025 Payments (sum of Lines 1-4)	\$225,912.16

Payment Information

Your local government will receive two distributions in 2025 :

- July 28, 2025: 15% of Line 1, 2, and 3 and 100% of Line 4 (*shown above*)
- November 17, 2025: balance of your 2025 aid payments

County and Municipal Aid

Under state law, the county and municipal aid paid to each county and municipality must be equal to the amount determined in 2012 (sec. 79.036, Wis. Stats.) and adjusted for fallen protective services insurance reimbursement (sec. 79.036(4), Wis. Stats.).

County and Municipal Aid Calculation	
1. Prior year county and municipal aid	\$166,742.11
2. Increase due to sales tax revenue, including adjustments (<i>district changes</i>)	\$3,835.07
3. Fallen protective services insurance adjustment	-\$12.32
4. Fallen protective services insurance reimbursement (<i>reported to DOR</i>)	\$0.00
5. Total County and Municipal Aid (sum of Lines 1-4)	\$170,564.86

Utility Aid

- Under state law, utility aid is distributed to each county and municipality where tax-exempt utility property is located (sec. 79.04, Wis. Stats.)
- Utility companies report utility property information to DOR annually
- DOR uses the provided information to accurately calculate utility aid (*shown below*)

Utility Aid Calculation	
1. Net book value, <i>as of December 31, 2024 (including expected additions/retirements)</i>	\$0.00
2. Total net book value payment	\$0.00
3. Minimum payment	\$0.00
4. Megawatt capacity	0.0
5. Megawatt capacity payment	\$0.00
6. Closed/decommissioned production plant (phased down) payment	\$0.00
7. Subtotal (<i>sum of Lines 2, 3, 5 and 6</i>)	\$0.00
8. Population cap	\$210,800.00
9. Adjusted subtotal (<i>lesser of Line 7 or Line 8</i>)	\$0.00
10. Adjacent site incentive payment	\$0.00
11. Baseload incentive payment	\$0.00
12. Co-generation incentive payment	\$0.00
13. Alternative energy incentive payment	\$0.00
14. Total incentive payments (<i>sum of Lines 10 through 13</i>)	\$0.00
15. Spent nuclear fuel payment	\$0.00
16. Total Utility Aid – this is the utility aid payment listed on the front of the estimate (<i>sum of Lines 9, 14 and 15</i>)	\$0.00

Supplemental County and Municipal Aid

- Under state law, supplemental county and municipal aid paid to each county and municipality is determined by 2023 Wisconsin Act 12 (sec. 79.037, Wis. Stats.)
- For detailed information, review [county and municipal aid spreadsheet](#)

Supplemental County and Municipal Aid Calculation	
1. Prior year supplemental county and municipal aid	\$38,706.31
2. Increase due to sales tax revenue including adjustments (<i>district changes</i>)	\$890.24
3. Total Supplemental County and Municipal Aid (<i>sum of Lines 1 and 2</i>)	\$39,596.55

Expenditure Restraint Incentive Program

- Only municipalities are eligible to receive Expenditure Restraint Incentive Program (ERIP) payments
- Under state law, in 2025, each municipality will receive a payment that is equal to the amount of the payment received by the municipality in 2024 (sec. 79.05(4), Wis. Stats., from 2023 WI Act 12 – notwithstanding subs. (2) and (3))

Contact Information

If you have questions, contact us at lgs@wisconsin.gov, (608) 266-8618 or (608) 261-5167.



State of Wisconsin • DEPARTMENT OF REVENUE

DIVISION OF STATE AND LOCAL FINANCE • BUREAU OF LOCAL GOVERNMENT SERVICES • 2135 RIMROCK RD MADISON, WI 53713

Mailing Address:
PO Box 8971 #6-97
Madison WI 53708-8971
Fax: (608) 264-6887
lgs@wisconsin.gov

September 13, 2024

CHELSEA ANDERSON
CITY OF GILLETT
150 N MCKENZIE AVE
GILLETT WI 54124-9330

Notice of Shared Revenue – 2025 Original Estimate

Notice Information

The Wisconsin Department of Revenue (DOR) is providing the **estimated** shared revenue amounts your local government will receive in 2025 under current state law for county and municipal aid, supplemental county and municipal aid, utility aid and the expenditure restraint incentive program. This does not include adjustments, shown on the July and November payment notices.

District	CITY OF GILLETT	County	OCONTO	Co-muni code	42-231
-----------------	-----------------	---------------	--------	---------------------	--------

Estimate Information

For an explanation of each aid payment listed below, review the additional information in this notice.

2025 Original Estimate	
1. County and municipal aid	\$481,748.57
2. Utility aid	\$13,473.96
3. Supplemental county and municipal aid	\$96,364.20
4. Expenditure restraint incentive program	\$23,584.72
5. Total Estimated 2025 Payments (sum of Lines 1-4)	\$615,171.45

Payment Information

Your local government will receive two distributions in 2025 :

- July 28, 2025: 15% of Line 1, 2, and 3 and 100% of Line 4 (*shown above*)
- November 17, 2025: balance of your 2025 aid payments

County and Municipal Aid

Under state law, the county and municipal aid paid to each county and municipality must be equal to the amount determined in 2012 (sec. 79.036, Wis. Stats.) and adjusted for fallen protective services insurance reimbursement (sec. 79.036(4), Wis. Stats.).

County and Municipal Aid Calculation	
1. Prior year county and municipal aid	\$470,951.50
2. Increase due to sales tax revenue, including adjustments (<i>district changes</i>)	\$10,831.88
3. Fallen protective services insurance adjustment	-\$34.81
4. Fallen protective services insurance reimbursement (<i>reported to DOR</i>)	\$0.00
5. Total County and Municipal Aid (sum of Lines 1-4)	\$481,748.57

Utility Aid

- Under state law, utility aid is distributed to each county and municipality where tax-exempt utility property is located (sec. 79.04, Wis. Stats.)
- Utility companies report utility property information to DOR annually
- DOR uses the provided information to accurately calculate utility aid (*shown below*)

Utility Aid Calculation	
1. Net book value, <i>as of December 31, 2024 (including expected additions/retirements)</i>	\$2,245,660.00
2. Total net book value payment	\$13,473.96
3. Minimum payment	\$0.00
4. Megawatt capacity	0.0
5. Megawatt capacity payment	\$0.00
6. Closed/decommissioned production plant (phased down) payment	\$0.00
7. Subtotal (<i>sum of Lines 2, 3, 5 and 6</i>)	\$13,473.96
8. Population cap	\$536,350.00
9. Adjusted subtotal (<i>lesser of Line 7 or Line 8</i>)	\$13,473.96
10. Adjacent site incentive payment	\$0.00
11. Baseload incentive payment	\$0.00
12. Co-generation incentive payment	\$0.00
13. Alternative energy incentive payment	\$0.00
14. Total incentive payments (<i>sum of Lines 10 through 13</i>)	\$0.00
15. Spent nuclear fuel payment	\$0.00
16. Total Utility Aid – this is the utility aid payment listed on the front of the estimate (<i>sum of Lines 9, 14 and 15</i>)	\$13,473.96

Supplemental County and Municipal Aid

- Under state law, supplemental county and municipal aid paid to each county and municipality is determined by 2023 Wisconsin Act 12 (sec. 79.037, Wis. Stats.)
- For detailed information, review [county and municipal aid spreadsheet](#)

Supplemental County and Municipal Aid Calculation	
1. Prior year supplemental county and municipal aid	\$94,197.65
2. Increase due to sales tax revenue including adjustments (<i>district changes</i>)	\$2,166.55
3. Total Supplemental County and Municipal Aid (<i>sum of Lines 1 and 2</i>)	\$96,364.20

Expenditure Restraint Incentive Program

- Only municipalities are eligible to receive Expenditure Restraint Incentive Program (ERIP) payments
- Under state law, in 2025, each municipality will receive a payment that is equal to the amount of the payment received by the municipality in 2024 (sec. 79.05(4), Wis. Stats., from 2023 WI Act 12 – notwithstanding subs. (2) and (3))

Contact Information

If you have questions, contact us at lgs@wisconsin.gov, (608) 266-8618 or (608) 261-5167.



State of Wisconsin • DEPARTMENT OF REVENUE

DIVISION OF STATE AND LOCAL FINANCE • BUREAU OF LOCAL GOVERNMENT SERVICES • 2135 RIMROCK RD MADISON, WI 53713

Mailing Address:
PO Box 8971 #6-97
Madison WI 53708-8971
Fax: (608) 264-6887
lgs@wisconsin.gov

September 13, 2024

BRITTNEY BURRUEL
CITY OF OCONTO
1210 MAIN ST
OCONTO WI 54153-1542

Notice of Shared Revenue – 2025 Original Estimate

Notice Information

The Wisconsin Department of Revenue (DOR) is providing the **estimated** shared revenue amounts your local government will receive in 2025 under current state law for county and municipal aid, supplemental county and municipal aid, utility aid and the expenditure restraint incentive program. This does not include adjustments, shown on the July and November payment notices.

District	CITY OF OCONTO	County	OCONTO	Co-muni code	42-265
-----------------	----------------	---------------	--------	---------------------	--------

Estimate Information

For an explanation of each aid payment listed below, review the additional information in this notice.

2025 Original Estimate	
1. County and municipal aid	\$1,805,413.65
2. Utility aid	\$2,960.21
3. Supplemental county and municipal aid	\$361,136.98
4. Expenditure restraint incentive program	\$62,910.06
5. Total Estimated 2025 Payments (sum of Lines 1-4)	\$2,232,420.90

Payment Information

Your local government will receive two distributions in 2025 :

- July 28, 2025: 15% of Line 1, 2, and 3 and 100% of Line 4 (*shown above*)
- November 17, 2025: balance of your 2025 aid payments

County and Municipal Aid

Under state law, the county and municipal aid paid to each county and municipality must be equal to the amount determined in 2012 (sec. 79.036, Wis. Stats.) and adjusted for fallen protective services insurance reimbursement (sec. 79.036(4), Wis. Stats.).

County and Municipal Aid Calculation	
1. Prior year county and municipal aid	\$1,764,950.23
2. Increase due to sales tax revenue, including adjustments (<i>district changes</i>)	\$40,593.86
3. Fallen protective services insurance adjustment	-\$130.44
4. Fallen protective services insurance reimbursement (<i>reported to DOR</i>)	\$0.00
5. Total County and Municipal Aid (sum of Lines 1-4)	\$1,805,413.65

Utility Aid

- Under state law, utility aid is distributed to each county and municipality where tax-exempt utility property is located (sec. 79.04, Wis. Stats.)
- Utility companies report utility property information to DOR annually
- DOR uses the provided information to accurately calculate utility aid (*shown below*)

Utility Aid Calculation	
1. Net book value, <i>as of December 31, 2024 (including expected additions/retirements)</i>	\$493,369.00
2. Total net book value payment	\$2,960.21
3. Minimum payment	\$0.00
4. Megawatt capacity	0.0
5. Megawatt capacity payment	\$0.00
6. Closed/decommissioned production plant (phased down) payment	\$0.00
7. Subtotal (<i>sum of Lines 2, 3, 5 and 6</i>)	\$2,960.21
8. Population cap	\$1,945,225.00
9. Adjusted subtotal (<i>lesser of Line 7 or Line 8</i>)	\$2,960.21
10. Adjacent site incentive payment	\$0.00
11. Baseload incentive payment	\$0.00
12. Co-generation incentive payment	\$0.00
13. Alternative energy incentive payment	\$0.00
14. Total incentive payments (<i>sum of Lines 10 through 13</i>)	\$0.00
15. Spent nuclear fuel payment	\$0.00
16. Total Utility Aid – this is the utility aid payment listed on the front of the estimate (<i>sum of Lines 9, 14 and 15</i>)	\$2,960.21

Supplemental County and Municipal Aid

- Under state law, supplemental county and municipal aid paid to each county and municipality is determined by 2023 Wisconsin Act 12 (sec. 79.037, Wis. Stats.)
- For detailed information, review [county and municipal aid spreadsheet](#)

Supplemental County and Municipal Aid Calculation	
1. Prior year supplemental county and municipal aid	\$353,017.58
2. Increase due to sales tax revenue including adjustments (<i>district changes</i>)	\$8,119.40
3. Total Supplemental County and Municipal Aid (<i>sum of Lines 1 and 2</i>)	\$361,136.98

Expenditure Restraint Incentive Program

- Only municipalities are eligible to receive Expenditure Restraint Incentive Program (ERIP) payments
- Under state law, in 2025, each municipality will receive a payment that is equal to the amount of the payment received by the municipality in 2024 (sec. 79.05(4), Wis. Stats., from 2023 WI Act 12 – notwithstanding subs. (2) and (3))

Contact Information

If you have questions, contact us at lgs@wisconsin.gov, (608) 266-8618 or (608) 261-5167.



State of Wisconsin • DEPARTMENT OF REVENUE

DIVISION OF STATE AND LOCAL FINANCE • BUREAU OF LOCAL GOVERNMENT SERVICES • 2135 RIMROCK RD MADISON, WI 53713

Mailing Address:
PO Box 8971 #6-97
Madison WI 53708-8971
Fax: (608) 264-6887
lgs@wisconsin.gov

September 13, 2024

PETER WILLS
CITY OF OCONTO FALLS
PO BOX 70
OCONTO FALLS WI 54154-0070

Notice of Shared Revenue – 2025 Original Estimate

Notice Information

The Wisconsin Department of Revenue (DOR) is providing the **estimated** shared revenue amounts your local government will receive in 2025 under current state law for county and municipal aid, supplemental county and municipal aid, utility aid and the expenditure restraint incentive program. This does not include adjustments, shown on the July and November payment notices.

District	CITY OF OCONTO FALLS	County	OCONTO	Co-muni code	42-266
-----------------	----------------------	---------------	--------	---------------------	--------

Estimate Information

For an explanation of each aid payment listed below, review the additional information in this notice.

2025 Original Estimate	
1. County and municipal aid	\$489,833.25
2. Utility aid	\$0.00
3. Supplemental county and municipal aid	\$97,981.37
4. Expenditure restraint incentive program	\$30,201.20
5. Total Estimated 2025 Payments (sum of Lines 1-4)	\$618,015.82

Payment Information

Your local government will receive two distributions in 2025 :

- July 28, 2025: 15% of Line 1, 2, and 3 and 100% of Line 4 (*shown above*)
- November 17, 2025: balance of your 2025 aid payments

County and Municipal Aid

Under state law, the county and municipal aid paid to each county and municipality must be equal to the amount determined in 2012 (sec. 79.036, Wis. Stats.) and adjusted for fallen protective services insurance reimbursement (sec. 79.036(4), Wis. Stats.).

County and Municipal Aid Calculation	
1. Prior year county and municipal aid	\$478,854.98
2. Increase due to sales tax revenue, including adjustments (<i>district changes</i>)	\$11,013.66
3. Fallen protective services insurance adjustment	-\$35.39
4. Fallen protective services insurance reimbursement (<i>reported to DOR</i>)	\$0.00
5. Total County and Municipal Aid (sum of Lines 1-4)	\$489,833.25

Utility Aid

- Under state law, utility aid is distributed to each county and municipality where tax-exempt utility property is located (sec. 79.04, Wis. Stats.)
- Utility companies report utility property information to DOR annually
- DOR uses the provided information to accurately calculate utility aid (*shown below*)

Utility Aid Calculation	
1. Net book value, <i>as of December 31, 2024 (including expected additions/retirements)</i>	\$0.00
2. Total net book value payment	\$0.00
3. Minimum payment	\$0.00
4. Megawatt capacity	0.0
5. Megawatt capacity payment	\$0.00
6. Closed/decommissioned production plant (phased down) payment	\$0.00
7. Subtotal (<i>sum of Lines 2, 3, 5 and 6</i>)	\$0.00
8. Population cap	\$1,274,150.00
9. Adjusted subtotal (<i>lesser of Line 7 or Line 8</i>)	\$0.00
10. Adjacent site incentive payment	\$0.00
11. Baseload incentive payment	\$0.00
12. Co-generation incentive payment	\$0.00
13. Alternative energy incentive payment	\$0.00
14. Total incentive payments (<i>sum of Lines 10 through 13</i>)	\$0.00
15. Spent nuclear fuel payment	\$0.00
16. Total Utility Aid – this is the utility aid payment listed on the front of the estimate (<i>sum of Lines 9, 14 and 15</i>)	\$0.00

Supplemental County and Municipal Aid

- Under state law, supplemental county and municipal aid paid to each county and municipality is determined by 2023 Wisconsin Act 12 (sec. 79.037, Wis. Stats.)
- For detailed information, review [county and municipal aid spreadsheet](#)

Supplemental County and Municipal Aid Calculation	
1. Prior year supplemental county and municipal aid	\$95,778.47
2. Increase due to sales tax revenue including adjustments (<i>district changes</i>)	\$2,202.90
3. Total Supplemental County and Municipal Aid (<i>sum of Lines 1 and 2</i>)	\$97,981.37

Expenditure Restraint Incentive Program

- Only municipalities are eligible to receive Expenditure Restraint Incentive Program (ERIP) payments
- Under state law, in 2025, each municipality will receive a payment that is equal to the amount of the payment received by the municipality in 2024 (sec. 79.05(4), Wis. Stats., from 2023 WI Act 12 – notwithstanding subs. (2) and (3))

Contact Information

If you have questions, contact us at lgs@wisconsin.gov, (608) 266-8618 or (608) 261-5167.



State of Wisconsin • DEPARTMENT OF REVENUE

DIVISION OF STATE AND LOCAL FINANCE • BUREAU OF LOCAL GOVERNMENT SERVICES • 2135 RIMROCK RD MADISON, WI 53713

Mailing Address:
PO Box 8971 #6-97
Madison WI 53708-8971
Fax: (608) 264-6887
lgs@wisconsin.gov

September 13, 2024

KIM PYTLESKI
COUNTY OF OCONTO
301 WASHINGTON ST
OCONTO WI 54153-1620

Notice of Shared Revenue – 2025 Original Estimate

Notice Information

The Wisconsin Department of Revenue (DOR) is providing the **estimated** shared revenue amounts your local government will receive in 2025 under current state law for county and municipal aid, supplemental county and municipal aid, utility aid and the expenditure restraint incentive program. This does not include adjustments, shown on the July and November payment notices.

District	COUNTY OF OCONTO	County	OCONTO	Co-muni code	42-999
-----------------	------------------	---------------	--------	---------------------	--------

Estimate Information

For an explanation of each aid payment listed below, review the additional information in this notice.

2025 Original Estimate	
1. County and municipal aid	\$492,810.86
2. Utility aid	\$252,660.59
3. Supplemental county and municipal aid	\$488,396.85
4. Expenditure restraint incentive program	\$0.00
5. Total Estimated 2025 Payments (sum of Lines 1-4)	\$1,233,868.30

Payment Information

Your local government will receive two distributions in 2025 :

- July 28, 2025: 15% of Line 1, 2, and 3 and 100% of Line 4 (*shown above*)
- November 17, 2025: balance of your 2025 aid payments

County and Municipal Aid

Under state law, the county and municipal aid paid to each county and municipality must be equal to the amount determined in 2012 (sec. 79.036, Wis. Stats.) and adjusted for fallen protective services insurance reimbursement (sec. 79.036(4), Wis. Stats.).

County and Municipal Aid Calculation	
1. Prior year county and municipal aid	\$481,765.85
2. Increase due to sales tax revenue, including adjustments (<i>district changes</i>)	\$11,080.61
3. Fallen protective services insurance adjustment	-\$35.60
4. Fallen protective services insurance reimbursement (<i>reported to DOR</i>)	\$0.00
5. Total County and Municipal Aid (sum of Lines 1-4)	\$492,810.86

Utility Aid

- Under state law, utility aid is distributed to each county and municipality where tax-exempt utility property is located (sec. 79.04, Wis. Stats.)
- Utility companies report utility property information to DOR annually
- DOR uses the provided information to accurately calculate utility aid (*shown below*)

Utility Aid Calculation	
1. Net book value, <i>as of December 31, 2024 (including expected additions/retirements)</i>	\$43,419,231.00
2. Total net book value payment	\$249,827.26
3. Minimum payment	\$0.00
4. Megawatt capacity	1.0
5. Megawatt capacity payment	\$1,333.33
6. Closed/decommissioned production plant (phased down) payment	\$0.00
7. Subtotal (<i>sum of Lines 2, 3, 5 and 6</i>)	\$251,160.59
8. Population cap	\$4,920,750.00
9. Adjusted subtotal (<i>lesser of Line 7 or Line 8</i>)	\$251,160.59
10. Adjacent site incentive payment	\$0.00
11. Baseload incentive payment	\$0.00
12. Co-generation incentive payment	\$0.00
13. Alternative energy incentive payment	\$1,500.00
14. Total incentive payments (<i>sum of Lines 10 through 13</i>)	\$1,500.00
15. Spent nuclear fuel payment	\$0.00
16. Total Utility Aid – this is the utility aid payment listed on the front of the estimate <i>(sum of Lines 9, 14 and 15)</i>	\$252,660.59

Supplemental County and Municipal Aid

- Under state law, supplemental county and municipal aid paid to each county and municipality is determined by 2023 Wisconsin Act 12 (sec. 79.037, Wis. Stats.)
- For detailed information, review [county and municipal aid spreadsheet](#)

Supplemental County and Municipal Aid Calculation	
1. Prior year supplemental county and municipal aid	\$477,416.28
2. Increase due to sales tax revenue including adjustments (<i>district changes</i>)	\$10,980.57
3. Total Supplemental County and Municipal Aid (<i>sum of Lines 1 and 2</i>)	\$488,396.85

Expenditure Restraint Incentive Program

- Only municipalities are eligible to receive Expenditure Restraint Incentive Program (ERIP) payments
- Under state law, in 2025, each municipality will receive a payment that is equal to the amount of the payment received by the municipality in 2024 (sec. 79.05(4), Wis. Stats., from 2023 WI Act 12 – notwithstanding subs. (2) and (3))

Contact Information

If you have questions, contact us at lgs@wisconsin.gov, (608) 266-8618 or (608) 261-5167.



State of Wisconsin • DEPARTMENT OF REVENUE

DIVISION OF STATE AND LOCAL FINANCE • BUREAU OF LOCAL GOVERNMENT SERVICES • 2135 RIMROCK RD MADISON, WI 53713

Mailing Address:
PO Box 8971 #6-97
Madison WI 53708-8971
Fax: (608) 264-6887
lgs@wisconsin.gov

September 13, 2024

STACEY PLAMANN
TOWN OF CASSIAN
PO BOX 4
HARSHAW WI 54529

Notice of Shared Revenue – 2025 Original Estimate

Notice Information

The Wisconsin Department of Revenue (DOR) is providing the **estimated** shared revenue amounts your local government will receive in 2025 under current state law for county and municipal aid, supplemental county and municipal aid, utility aid and the expenditure restraint incentive program. This does not include adjustments, shown on the July and November payment notices.

District	TOWN OF CASSIAN	County	ONEIDA	Co-muni code	43-002
-----------------	-----------------	---------------	--------	---------------------	--------

Estimate Information

For an explanation of each aid payment listed below, review the additional information in this notice.

2025 Original Estimate	
1. County and municipal aid	\$19,656.33
2. Utility aid	\$0.00
3. Supplemental county and municipal aid	\$49,167.24
4. Expenditure restraint incentive program	\$0.00
5. Total Estimated 2025 Payments (sum of Lines 1-4)	\$68,823.57

Payment Information

Your local government will receive two distributions in 2025 :

- July 28, 2025: 15% of Line 1, 2, and 3 and 100% of Line 4 (*shown above*)
- November 17, 2025: balance of your 2025 aid payments

County and Municipal Aid

Under state law, the county and municipal aid paid to each county and municipality must be equal to the amount determined in 2012 (sec. 79.036, Wis. Stats.) and adjusted for fallen protective services insurance reimbursement (sec. 79.036(4), Wis. Stats.).

County and Municipal Aid Calculation	
1. Prior year county and municipal aid	\$19,215.79
2. Increase due to sales tax revenue, including adjustments (<i>district changes</i>)	\$441.96
3. Fallen protective services insurance adjustment	-\$1.42
4. Fallen protective services insurance reimbursement (<i>reported to DOR</i>)	\$0.00
5. Total County and Municipal Aid (sum of Lines 1-4)	\$19,656.33

Utility Aid

- Under state law, utility aid is distributed to each county and municipality where tax-exempt utility property is located (sec. 79.04, Wis. Stats.)
- Utility companies report utility property information to DOR annually
- DOR uses the provided information to accurately calculate utility aid (*shown below*)

Utility Aid Calculation	
1. Net book value, <i>as of December 31, 2024 (including expected additions/retirements)</i>	\$0.00
2. Total net book value payment	\$0.00
3. Minimum payment	\$0.00
4. Megawatt capacity	0.0
5. Megawatt capacity payment	\$0.00
6. Closed/decommissioned production plant (phased down) payment	\$0.00
7. Subtotal (<i>sum of Lines 2, 3, 5 and 6</i>)	\$0.00
8. Population cap	\$460,700.00
9. Adjusted subtotal (<i>lesser of Line 7 or Line 8</i>)	\$0.00
10. Adjacent site incentive payment	\$0.00
11. Baseload incentive payment	\$0.00
12. Co-generation incentive payment	\$0.00
13. Alternative energy incentive payment	\$0.00
14. Total incentive payments (<i>sum of Lines 10 through 13</i>)	\$0.00
15. Spent nuclear fuel payment	\$0.00
16. Total Utility Aid – this is the utility aid payment listed on the front of the estimate (<i>sum of Lines 9, 14 and 15</i>)	\$0.00

Supplemental County and Municipal Aid

- Under state law, supplemental county and municipal aid paid to each county and municipality is determined by 2023 Wisconsin Act 12 (sec. 79.037, Wis. Stats.)
- For detailed information, review [county and municipal aid spreadsheet](#)

Supplemental County and Municipal Aid Calculation	
1. Prior year supplemental county and municipal aid	\$48,061.82
2. Increase due to sales tax revenue including adjustments (<i>district changes</i>)	\$1,105.42
3. Total Supplemental County and Municipal Aid (<i>sum of Lines 1 and 2</i>)	\$49,167.24

Expenditure Restraint Incentive Program

- Only municipalities are eligible to receive Expenditure Restraint Incentive Program (ERIP) payments
- Under state law, in 2025, each municipality will receive a payment that is equal to the amount of the payment received by the municipality in 2024 (sec. 79.05(4), Wis. Stats., from 2023 WI Act 12 – notwithstanding subs. (2) and (3))

Contact Information

If you have questions, contact us at lgs@wisconsin.gov, (608) 266-8618 or (608) 261-5167.



State of Wisconsin • DEPARTMENT OF REVENUE

DIVISION OF STATE AND LOCAL FINANCE • BUREAU OF LOCAL GOVERNMENT SERVICES • 2135 RIMROCK RD MADISON, WI 53713

Mailing Address:
PO Box 8971 #6-97
Madison WI 53708-8971
Fax: (608) 264-6887
lgs@wisconsin.gov

September 13, 2024

TRACY HARTMAN
TOWN OF CRESCENT
6902 FIRE TOWER RD
RHINELANDER WI 54501

Notice of Shared Revenue – 2025 Original Estimate

Notice Information

The Wisconsin Department of Revenue (DOR) is providing the **estimated** shared revenue amounts your local government will receive in 2025 under current state law for county and municipal aid, supplemental county and municipal aid, utility aid and the expenditure restraint incentive program. This does not include adjustments, shown on the July and November payment notices.

District	TOWN OF CRESCENT	County	ONEIDA	Co-muni code	43-004
-----------------	------------------	---------------	--------	---------------------	--------

Estimate Information

For an explanation of each aid payment listed below, review the additional information in this notice.

2025 Original Estimate	
1. County and municipal aid	\$29,159.73
2. Utility aid	\$4,968.03
3. Supplemental county and municipal aid	\$64,771.84
4. Expenditure restraint incentive program	\$0.00
5. Total Estimated 2025 Payments (sum of Lines 1-4)	\$98,899.60

Payment Information

Your local government will receive two distributions in 2025 :

- July 28, 2025: 15% of Line 1, 2, and 3 and 100% of Line 4 (*shown above*)
- November 17, 2025: balance of your 2025 aid payments

County and Municipal Aid

Under state law, the county and municipal aid paid to each county and municipality must be equal to the amount determined in 2012 (sec. 79.036, Wis. Stats.) and adjusted for fallen protective services insurance reimbursement (sec. 79.036(4), Wis. Stats.).

County and Municipal Aid Calculation	
1. Prior year county and municipal aid	\$28,506.20
2. Increase due to sales tax revenue, including adjustments (<i>district changes</i>)	\$655.64
3. Fallen protective services insurance adjustment	-\$2.11
4. Fallen protective services insurance reimbursement (<i>reported to DOR</i>)	\$0.00
5. Total County and Municipal Aid (sum of Lines 1-4)	\$29,159.73

Utility Aid

- Under state law, utility aid is distributed to each county and municipality where tax-exempt utility property is located (sec. 79.04, Wis. Stats.)
- Utility companies report utility property information to DOR annually
- DOR uses the provided information to accurately calculate utility aid (*shown below*)

Utility Aid Calculation	
1. Net book value, <i>as of December 31, 2024 (including expected additions/retirements)</i>	\$11,565.00
2. Total net book value payment	\$34.70
3. Minimum payment	\$0.00
4. Megawatt capacity	7.4
5. Megawatt capacity payment	\$4,933.33
6. Closed/decommissioned production plant (phased down) payment	\$0.00
7. Subtotal (<i>sum of Lines 2, 3, 5 and 6</i>)	\$4,968.03
8. Population cap	\$845,750.00
9. Adjusted subtotal (<i>lesser of Line 7 or Line 8</i>)	\$4,968.03
10. Adjacent site incentive payment	\$0.00
11. Baseload incentive payment	\$0.00
12. Co-generation incentive payment	\$0.00
13. Alternative energy incentive payment	\$0.00
14. Total incentive payments (<i>sum of Lines 10 through 13</i>)	\$0.00
15. Spent nuclear fuel payment	\$0.00
16. Total Utility Aid – this is the utility aid payment listed on the front of the estimate (<i>sum of Lines 9, 14 and 15</i>)	\$4,968.03

Supplemental County and Municipal Aid

- Under state law, supplemental county and municipal aid paid to each county and municipality is determined by 2023 Wisconsin Act 12 (sec. 79.037, Wis. Stats.)
- For detailed information, review [county and municipal aid spreadsheet](#)

Supplemental County and Municipal Aid Calculation	
1. Prior year supplemental county and municipal aid	\$63,315.58
2. Increase due to sales tax revenue including adjustments (<i>district changes</i>)	\$1,456.26
3. Total Supplemental County and Municipal Aid (<i>sum of Lines 1 and 2</i>)	\$64,771.84

Expenditure Restraint Incentive Program

- Only municipalities are eligible to receive Expenditure Restraint Incentive Program (ERIP) payments
- Under state law, in 2025, each municipality will receive a payment that is equal to the amount of the payment received by the municipality in 2024 (sec. 79.05(4), Wis. Stats., from 2023 WI Act 12 – notwithstanding subs. (2) and (3))

Contact Information

If you have questions, contact us at lgs@wisconsin.gov, (608) 266-8618 or (608) 261-5167.



State of Wisconsin • DEPARTMENT OF REVENUE

DIVISION OF STATE AND LOCAL FINANCE • BUREAU OF LOCAL GOVERNMENT SERVICES • 2135 RIMROCK RD MADISON, WI 53713

Mailing Address:
PO Box 8971 #6-97
Madison WI 53708-8971
Fax: (608) 264-6887
lgs@wisconsin.gov

September 13, 2024

JONATHAN SOMMER
TOWN OF ENTERPRISE
2977 PLANTATION RD
PELICAN LAKE WI 54463

Notice of Shared Revenue – 2025 Original Estimate

Notice Information

The Wisconsin Department of Revenue (DOR) is providing the **estimated** shared revenue amounts your local government will receive in 2025 under current state law for county and municipal aid, supplemental county and municipal aid, utility aid and the expenditure restraint incentive program. This does not include adjustments, shown on the July and November payment notices.

District	TOWN OF ENTERPRISE	County	ONEIDA	Co-muni code	43-006
-----------------	--------------------	---------------	--------	---------------------	--------

Estimate Information

For an explanation of each aid payment listed below, review the additional information in this notice.

2025 Original Estimate	
1. County and municipal aid	\$6,945.56
2. Utility aid	\$0.00
3. Supplemental county and municipal aid	\$36,760.15
4. Expenditure restraint incentive program	\$0.00
5. Total Estimated 2025 Payments (sum of Lines 1-4)	\$43,705.71

Payment Information

Your local government will receive two distributions in 2025 :

- July 28, 2025: 15% of Line 1, 2, and 3 and 100% of Line 4 (*shown above*)
- November 17, 2025: balance of your 2025 aid payments

County and Municipal Aid

Under state law, the county and municipal aid paid to each county and municipality must be equal to the amount determined in 2012 (sec. 79.036, Wis. Stats.) and adjusted for fallen protective services insurance reimbursement (sec. 79.036(4), Wis. Stats.).

County and Municipal Aid Calculation	
1. Prior year county and municipal aid	\$6,789.89
2. Increase due to sales tax revenue, including adjustments (<i>district changes</i>)	\$156.17
3. Fallen protective services insurance adjustment	-\$0.50
4. Fallen protective services insurance reimbursement (<i>reported to DOR</i>)	\$0.00
5. Total County and Municipal Aid (sum of Lines 1-4)	\$6,945.56

Utility Aid

- Under state law, utility aid is distributed to each county and municipality where tax-exempt utility property is located (sec. 79.04, Wis. Stats.)
- Utility companies report utility property information to DOR annually
- DOR uses the provided information to accurately calculate utility aid (*shown below*)

Utility Aid Calculation	
1. Net book value, <i>as of December 31, 2024 (including expected additions/retirements)</i>	\$0.00
2. Total net book value payment	\$0.00
3. Minimum payment	\$0.00
4. Megawatt capacity	0.0
5. Megawatt capacity payment	\$0.00
6. Closed/decommissioned production plant (phased down) payment	\$0.00
7. Subtotal (<i>sum of Lines 2, 3, 5 and 6</i>)	\$0.00
8. Population cap	\$148,325.00
9. Adjusted subtotal (<i>lesser of Line 7 or Line 8</i>)	\$0.00
10. Adjacent site incentive payment	\$0.00
11. Baseload incentive payment	\$0.00
12. Co-generation incentive payment	\$0.00
13. Alternative energy incentive payment	\$0.00
14. Total incentive payments (<i>sum of Lines 10 through 13</i>)	\$0.00
15. Spent nuclear fuel payment	\$0.00
16. Total Utility Aid – this is the utility aid payment listed on the front of the estimate (<i>sum of Lines 9, 14 and 15</i>)	\$0.00

Supplemental County and Municipal Aid

- Under state law, supplemental county and municipal aid paid to each county and municipality is determined by 2023 Wisconsin Act 12 (sec. 79.037, Wis. Stats.)
- For detailed information, review [county and municipal aid spreadsheet](#)

Supplemental County and Municipal Aid Calculation	
1. Prior year supplemental county and municipal aid	\$35,933.68
2. Increase due to sales tax revenue including adjustments (<i>district changes</i>)	\$826.47
3. Total Supplemental County and Municipal Aid (<i>sum of Lines 1 and 2</i>)	\$36,760.15

Expenditure Restraint Incentive Program

- Only municipalities are eligible to receive Expenditure Restraint Incentive Program (ERIP) payments
- Under state law, in 2025, each municipality will receive a payment that is equal to the amount of the payment received by the municipality in 2024 (sec. 79.05(4), Wis. Stats., from 2023 WI Act 12 – notwithstanding subs. (2) and (3))

Contact Information

If you have questions, contact us at lgs@wisconsin.gov, (608) 266-8618 or (608) 261-5167.



State of Wisconsin • DEPARTMENT OF REVENUE

DIVISION OF STATE AND LOCAL FINANCE • BUREAU OF LOCAL GOVERNMENT SERVICES • 2135 RIMROCK RD MADISON, WI 53713

Mailing Address:
PO Box 8971 #6-97
Madison WI 53708-8971
Fax: (608) 264-6887
lgs@wisconsin.gov

September 13, 2024

CHRISTY MYSHCHYSHYN
TOWN OF HAZELHURST
PO BOX 67
HAZELHURST WI 54531-0067

Notice of Shared Revenue – 2025 Original Estimate

Notice Information

The Wisconsin Department of Revenue (DOR) is providing the **estimated** shared revenue amounts your local government will receive in 2025 under current state law for county and municipal aid, supplemental county and municipal aid, utility aid and the expenditure restraint incentive program. This does not include adjustments, shown on the July and November payment notices.

District	TOWN OF HAZELHURST	County	ONEIDA	Co-muni code	43-008
-----------------	--------------------	---------------	--------	---------------------	--------

Estimate Information

For an explanation of each aid payment listed below, review the additional information in this notice.

2025 Original Estimate	
1. County and municipal aid	\$13,904.42
2. Utility aid	\$0.00
3. Supplemental county and municipal aid	\$53,168.80
4. Expenditure restraint incentive program	\$0.00
5. Total Estimated 2025 Payments (sum of Lines 1-4)	\$67,073.22

Payment Information

Your local government will receive two distributions in 2025 :

- July 28, 2025: 15% of Line 1, 2, and 3 and 100% of Line 4 (*shown above*)
- November 17, 2025: balance of your 2025 aid payments

County and Municipal Aid

Under state law, the county and municipal aid paid to each county and municipality must be equal to the amount determined in 2012 (sec. 79.036, Wis. Stats.) and adjusted for fallen protective services insurance reimbursement (sec. 79.036(4), Wis. Stats.).

County and Municipal Aid Calculation	
1. Prior year county and municipal aid	\$13,592.79
2. Increase due to sales tax revenue, including adjustments (<i>district changes</i>)	\$312.63
3. Fallen protective services insurance adjustment	-\$1.00
4. Fallen protective services insurance reimbursement (<i>reported to DOR</i>)	\$0.00
5. Total County and Municipal Aid (sum of Lines 1-4)	\$13,904.42

Utility Aid

- Under state law, utility aid is distributed to each county and municipality where tax-exempt utility property is located (sec. 79.04, Wis. Stats.)
- Utility companies report utility property information to DOR annually
- DOR uses the provided information to accurately calculate utility aid (*shown below*)

Utility Aid Calculation	
1. Net book value, <i>as of December 31, 2024 (including expected additions/retirements)</i>	\$0.00
2. Total net book value payment	\$0.00
3. Minimum payment	\$0.00
4. Megawatt capacity	0.0
5. Megawatt capacity payment	\$0.00
6. Closed/decommissioned production plant (phased down) payment	\$0.00
7. Subtotal (<i>sum of Lines 2, 3, 5 and 6</i>)	\$0.00
8. Population cap	\$560,150.00
9. Adjusted subtotal (<i>lesser of Line 7 or Line 8</i>)	\$0.00
10. Adjacent site incentive payment	\$0.00
11. Baseload incentive payment	\$0.00
12. Co-generation incentive payment	\$0.00
13. Alternative energy incentive payment	\$0.00
14. Total incentive payments (<i>sum of Lines 10 through 13</i>)	\$0.00
15. Spent nuclear fuel payment	\$0.00
16. Total Utility Aid – this is the utility aid payment listed on the front of the estimate (<i>sum of Lines 9, 14 and 15</i>)	\$0.00

Supplemental County and Municipal Aid

- Under state law, supplemental county and municipal aid paid to each county and municipality is determined by 2023 Wisconsin Act 12 (sec. 79.037, Wis. Stats.)
- For detailed information, review [county and municipal aid spreadsheet](#)

Supplemental County and Municipal Aid Calculation	
1. Prior year supplemental county and municipal aid	\$51,973.41
2. Increase due to sales tax revenue including adjustments (<i>district changes</i>)	\$1,195.39
3. Total Supplemental County and Municipal Aid (<i>sum of Lines 1 and 2</i>)	\$53,168.80

Expenditure Restraint Incentive Program

- Only municipalities are eligible to receive Expenditure Restraint Incentive Program (ERIP) payments
- Under state law, in 2025, each municipality will receive a payment that is equal to the amount of the payment received by the municipality in 2024 (sec. 79.05(4), Wis. Stats., from 2023 WI Act 12 – notwithstanding subs. (2) and (3))

Contact Information

If you have questions, contact us at lgs@wisconsin.gov, (608) 266-8618 or (608) 261-5167.



State of Wisconsin • DEPARTMENT OF REVENUE

DIVISION OF STATE AND LOCAL FINANCE • BUREAU OF LOCAL GOVERNMENT SERVICES • 2135 RIMROCK RD MADISON, WI 53713

Mailing Address:
PO Box 8971 #6-97
Madison WI 53708-8971
Fax: (608) 264-6887
lgs@wisconsin.gov

September 13, 2024

SHARON TRIMBERGER LINTEREUR
TOWN OF LAKE TOMAHAWK
PO BOX 396, 7246 MAIN ST
LAKE TOMAHAWK WI 54539-0396

Notice of Shared Revenue – 2025 Original Estimate

Notice Information

The Wisconsin Department of Revenue (DOR) is providing the **estimated** shared revenue amounts your local government will receive in 2025 under current state law for county and municipal aid, supplemental county and municipal aid, utility aid and the expenditure restraint incentive program. This does not include adjustments, shown on the July and November payment notices.

District	TOWN OF LAKE TOMAHAWK	County	ONEIDA	Co-muni code	43-010
-----------------	-----------------------	---------------	--------	---------------------	--------

Estimate Information

For an explanation of each aid payment listed below, review the additional information in this notice.

2025 Original Estimate	
1. County and municipal aid	\$12,615.42
2. Utility aid	\$0.00
3. Supplemental county and municipal aid	\$50,283.67
4. Expenditure restraint incentive program	\$0.00
5. Total Estimated 2025 Payments (sum of Lines 1-4)	\$62,899.09

Payment Information

Your local government will receive two distributions in 2025 :

- July 28, 2025: 15% of Line 1, 2, and 3 and 100% of Line 4 (*shown above*)
- November 17, 2025: balance of your 2025 aid payments

County and Municipal Aid

Under state law, the county and municipal aid paid to each county and municipality must be equal to the amount determined in 2012 (sec. 79.036, Wis. Stats.) and adjusted for fallen protective services insurance reimbursement (sec. 79.036(4), Wis. Stats.).

County and Municipal Aid Calculation	
1. Prior year county and municipal aid	\$12,332.68
2. Increase due to sales tax revenue, including adjustments (<i>district changes</i>)	\$283.65
3. Fallen protective services insurance adjustment	-\$0.91
4. Fallen protective services insurance reimbursement (<i>reported to DOR</i>)	\$0.00
5. Total County and Municipal Aid (sum of Lines 1-4)	\$12,615.42

Utility Aid

- Under state law, utility aid is distributed to each county and municipality where tax-exempt utility property is located (sec. 79.04, Wis. Stats.)
- Utility companies report utility property information to DOR annually
- DOR uses the provided information to accurately calculate utility aid (*shown below*)

Utility Aid Calculation	
1. Net book value, <i>as of December 31, 2024 (including expected additions/retirements)</i>	\$0.00
2. Total net book value payment	\$0.00
3. Minimum payment	\$0.00
4. Megawatt capacity	0.0
5. Megawatt capacity payment	\$0.00
6. Closed/decommissioned production plant (phased down) payment	\$0.00
7. Subtotal (<i>sum of Lines 2, 3, 5 and 6</i>)	\$0.00
8. Population cap	\$494,700.00
9. Adjusted subtotal (<i>lesser of Line 7 or Line 8</i>)	\$0.00
10. Adjacent site incentive payment	\$0.00
11. Baseload incentive payment	\$0.00
12. Co-generation incentive payment	\$0.00
13. Alternative energy incentive payment	\$0.00
14. Total incentive payments (<i>sum of Lines 10 through 13</i>)	\$0.00
15. Spent nuclear fuel payment	\$0.00
16. Total Utility Aid – this is the utility aid payment listed on the front of the estimate (<i>sum of Lines 9, 14 and 15</i>)	\$0.00

Supplemental County and Municipal Aid

- Under state law, supplemental county and municipal aid paid to each county and municipality is determined by 2023 Wisconsin Act 12 (sec. 79.037, Wis. Stats.)
- For detailed information, review [county and municipal aid spreadsheet](#)

Supplemental County and Municipal Aid Calculation	
1. Prior year supplemental county and municipal aid	\$49,153.15
2. Increase due to sales tax revenue including adjustments (<i>district changes</i>)	\$1,130.52
3. Total Supplemental County and Municipal Aid (<i>sum of Lines 1 and 2</i>)	\$50,283.67

Expenditure Restraint Incentive Program

- Only municipalities are eligible to receive Expenditure Restraint Incentive Program (ERIP) payments
- Under state law, in 2025, each municipality will receive a payment that is equal to the amount of the payment received by the municipality in 2024 (sec. 79.05(4), Wis. Stats., from 2023 WI Act 12 – notwithstanding subs. (2) and (3))

Contact Information

If you have questions, contact us at lgs@wisconsin.gov, (608) 266-8618 or (608) 261-5167.



State of Wisconsin • DEPARTMENT OF REVENUE

DIVISION OF STATE AND LOCAL FINANCE • BUREAU OF LOCAL GOVERNMENT SERVICES • 2135 RIMROCK RD MADISON, WI 53713

Mailing Address:
PO Box 8971 #6-97
Madison WI 53708-8971
Fax: (608) 264-6887
lgs@wisconsin.gov

September 13, 2024

CHRISTINE SULLY
TOWN OF LITTLE RICE
3737 COUNTY ROAD Y
TOMAHAWK WI 54487

Notice of Shared Revenue – 2025 Original Estimate

Notice Information

The Wisconsin Department of Revenue (DOR) is providing the **estimated** shared revenue amounts your local government will receive in 2025 under current state law for county and municipal aid, supplemental county and municipal aid, utility aid and the expenditure restraint incentive program. This does not include adjustments, shown on the July and November payment notices.

District	TOWN OF LITTLE RICE	County	ONEIDA	Co-muni code	43-012
-----------------	---------------------	---------------	--------	---------------------	--------

Estimate Information

For an explanation of each aid payment listed below, review the additional information in this notice.

2025 Original Estimate	
1. County and municipal aid	\$6,797.58
2. Utility aid	\$0.00
3. Supplemental county and municipal aid	\$37,430.63
4. Expenditure restraint incentive program	\$0.00
5. Total Estimated 2025 Payments (sum of Lines 1-4)	\$44,228.21

Payment Information

Your local government will receive two distributions in 2025 :

- July 28, 2025: 15% of Line 1, 2, and 3 and 100% of Line 4 (*shown above*)
- November 17, 2025: balance of your 2025 aid payments

County and Municipal Aid

Under state law, the county and municipal aid paid to each county and municipality must be equal to the amount determined in 2012 (sec. 79.036, Wis. Stats.) and adjusted for fallen protective services insurance reimbursement (sec. 79.036(4), Wis. Stats.).

County and Municipal Aid Calculation	
1. Prior year county and municipal aid	\$6,645.23
2. Increase due to sales tax revenue, including adjustments (<i>district changes</i>)	\$152.84
3. Fallen protective services insurance adjustment	-\$0.49
4. Fallen protective services insurance reimbursement (<i>reported to DOR</i>)	\$0.00
5. Total County and Municipal Aid (sum of Lines 1-4)	\$6,797.58

Utility Aid

- Under state law, utility aid is distributed to each county and municipality where tax-exempt utility property is located (sec. 79.04, Wis. Stats.)
- Utility companies report utility property information to DOR annually
- DOR uses the provided information to accurately calculate utility aid (*shown below*)

Utility Aid Calculation	
1. Net book value, <i>as of December 31, 2024 (including expected additions/retirements)</i>	\$0.00
2. Total net book value payment	\$0.00
3. Minimum payment	\$0.00
4. Megawatt capacity	0.0
5. Megawatt capacity payment	\$0.00
6. Closed/decommissioned production plant (phased down) payment	\$0.00
7. Subtotal (<i>sum of Lines 2, 3, 5 and 6</i>)	\$0.00
8. Population cap	\$167,875.00
9. Adjusted subtotal (<i>lesser of Line 7 or Line 8</i>)	\$0.00
10. Adjacent site incentive payment	\$0.00
11. Baseload incentive payment	\$0.00
12. Co-generation incentive payment	\$0.00
13. Alternative energy incentive payment	\$0.00
14. Total incentive payments (<i>sum of Lines 10 through 13</i>)	\$0.00
15. Spent nuclear fuel payment	\$0.00
16. Total Utility Aid – this is the utility aid payment listed on the front of the estimate (<i>sum of Lines 9, 14 and 15</i>)	\$0.00

Supplemental County and Municipal Aid

- Under state law, supplemental county and municipal aid paid to each county and municipality is determined by 2023 Wisconsin Act 12 (sec. 79.037, Wis. Stats.)
- For detailed information, review [county and municipal aid spreadsheet](#)

Supplemental County and Municipal Aid Calculation	
1. Prior year supplemental county and municipal aid	\$36,589.08
2. Increase due to sales tax revenue including adjustments (<i>district changes</i>)	\$841.55
3. Total Supplemental County and Municipal Aid (<i>sum of Lines 1 and 2</i>)	\$37,430.63

Expenditure Restraint Incentive Program

- Only municipalities are eligible to receive Expenditure Restraint Incentive Program (ERIP) payments
- Under state law, in 2025, each municipality will receive a payment that is equal to the amount of the payment received by the municipality in 2024 (sec. 79.05(4), Wis. Stats., from 2023 WI Act 12 – notwithstanding subs. (2) and (3))

Contact Information

If you have questions, contact us at lgs@wisconsin.gov, (608) 266-8618 or (608) 261-5167.



State of Wisconsin • DEPARTMENT OF REVENUE

DIVISION OF STATE AND LOCAL FINANCE • BUREAU OF LOCAL GOVERNMENT SERVICES • 2135 RIMROCK RD MADISON, WI 53713

Mailing Address:
PO Box 8971 #6-97
Madison WI 53708-8971
Fax: (608) 264-6887
lgs@wisconsin.gov

September 13, 2024

MOLLY LEHMAN
TOWN OF LYNNE
13654 WIL O ACRES LN
TRIPOLI WI 54564

Notice of Shared Revenue – 2025 Original Estimate

Notice Information

The Wisconsin Department of Revenue (DOR) is providing the **estimated** shared revenue amounts your local government will receive in 2025 under current state law for county and municipal aid, supplemental county and municipal aid, utility aid and the expenditure restraint incentive program. This does not include adjustments, shown on the July and November payment notices.

District	TOWN OF LYNNE	County	ONEIDA	Co-muni code	43-014
-----------------	---------------	---------------	--------	---------------------	--------

Estimate Information

For an explanation of each aid payment listed below, review the additional information in this notice.

2025 Original Estimate	
1. County and municipal aid	\$9,251.49
2. Utility aid	\$0.00
3. Supplemental county and municipal aid	\$33,063.35
4. Expenditure restraint incentive program	\$0.00
5. Total Estimated 2025 Payments (sum of Lines 1-4)	\$42,314.84

Payment Information

Your local government will receive two distributions in 2025 :

- July 28, 2025: 15% of Line 1, 2, and 3 and 100% of Line 4 (*shown above*)
- November 17, 2025: balance of your 2025 aid payments

County and Municipal Aid

Under state law, the county and municipal aid paid to each county and municipality must be equal to the amount determined in 2012 (sec. 79.036, Wis. Stats.) and adjusted for fallen protective services insurance reimbursement (sec. 79.036(4), Wis. Stats.).

County and Municipal Aid Calculation	
1. Prior year county and municipal aid	\$9,044.15
2. Increase due to sales tax revenue, including adjustments (<i>district changes</i>)	\$208.01
3. Fallen protective services insurance adjustment	-\$0.67
4. Fallen protective services insurance reimbursement (<i>reported to DOR</i>)	\$0.00
5. Total County and Municipal Aid (sum of Lines 1-4)	\$9,251.49

Utility Aid

- Under state law, utility aid is distributed to each county and municipality where tax-exempt utility property is located (sec. 79.04, Wis. Stats.)
- Utility companies report utility property information to DOR annually
- DOR uses the provided information to accurately calculate utility aid (*shown below*)

Utility Aid Calculation	
1. Net book value, as of December 31, 2024 (including expected additions/retirements)	\$0.00
2. Total net book value payment	\$0.00
3. Minimum payment	\$0.00
4. Megawatt capacity	0.0
5. Megawatt capacity payment	\$0.00
6. Closed/decommissioned production plant (phased down) payment	\$0.00
7. Subtotal (sum of Lines 2, 3, 5 and 6)	\$0.00
8. Population cap	\$57,800.00
9. Adjusted subtotal (lesser of Line 7 or Line 8)	\$0.00
10. Adjacent site incentive payment	\$0.00
11. Baseload incentive payment	\$0.00
12. Co-generation incentive payment	\$0.00
13. Alternative energy incentive payment	\$0.00
14. Total incentive payments (sum of Lines 10 through 13)	\$0.00
15. Spent nuclear fuel payment	\$0.00
16. Total Utility Aid – this is the utility aid payment listed on the front of the estimate (sum of Lines 9, 14 and 15)	\$0.00

Supplemental County and Municipal Aid

- Under state law, supplemental county and municipal aid paid to each county and municipality is determined by 2023 Wisconsin Act 12 (sec. 79.037, Wis. Stats.)
- For detailed information, review [county and municipal aid spreadsheet](#)

Supplemental County and Municipal Aid Calculation	
1. Prior year supplemental county and municipal aid	\$32,319.99
2. Increase due to sales tax revenue including adjustments (district changes)	\$743.36
3. Total Supplemental County and Municipal Aid (sum of Lines 1 and 2)	\$33,063.35

Expenditure Restraint Incentive Program

- Only municipalities are eligible to receive Expenditure Restraint Incentive Program (ERIP) payments
- Under state law, in 2025, each municipality will receive a payment that is equal to the amount of the payment received by the municipality in 2024 (sec. 79.05(4), Wis. Stats., from 2023 WI Act 12 – notwithstanding subs. (2) and (3))

Contact Information

If you have questions, contact us at lgs@wisconsin.gov, (608) 266-8618 or (608) 261-5167.



State of Wisconsin • DEPARTMENT OF REVENUE

DIVISION OF STATE AND LOCAL FINANCE • BUREAU OF LOCAL GOVERNMENT SERVICES • 2135 RIMROCK RD MADISON, WI 53713

Mailing Address:
PO Box 8971 #6-97
Madison WI 53708-8971
Fax: (608) 264-6887
lgs@wisconsin.gov

September 13, 2024

ROBEN HAGGART CMC
TOWN OF MINOCQUA
415 MENOMINEE ST STE 300
MINOCQUA WI 54548

Notice of Shared Revenue – 2025 Original Estimate

Notice Information

The Wisconsin Department of Revenue (DOR) is providing the **estimated** shared revenue amounts your local government will receive in 2025 under current state law for county and municipal aid, supplemental county and municipal aid, utility aid and the expenditure restraint incentive program. This does not include adjustments, shown on the July and November payment notices.

District	TOWN OF MINOCQUA	County	ONEIDA	Co-muni code	43-016
-----------------	------------------	---------------	--------	---------------------	--------

Estimate Information

For an explanation of each aid payment listed below, review the additional information in this notice.

2025 Original Estimate	
1. County and municipal aid	\$52,323.20
2. Utility aid	\$4,257.00
3. Supplemental county and municipal aid	\$144,049.92
4. Expenditure restraint incentive program	\$0.00
5. Total Estimated 2025 Payments (sum of Lines 1-4)	\$200,630.12

Payment Information

Your local government will receive two distributions in 2025 :

- July 28, 2025: 15% of Line 1, 2, and 3 and 100% of Line 4 (*shown above*)
- November 17, 2025: balance of your 2025 aid payments

County and Municipal Aid

Under state law, the county and municipal aid paid to each county and municipality must be equal to the amount determined in 2012 (sec. 79.036, Wis. Stats.) and adjusted for fallen protective services insurance reimbursement (sec. 79.036(4), Wis. Stats.).

County and Municipal Aid Calculation	
1. Prior year county and municipal aid	\$51,150.52
2. Increase due to sales tax revenue, including adjustments (<i>district changes</i>)	\$1,176.46
3. Fallen protective services insurance adjustment	-\$3.78
4. Fallen protective services insurance reimbursement (<i>reported to DOR</i>)	\$0.00
5. Total County and Municipal Aid (sum of Lines 1-4)	\$52,323.20

Utility Aid

- Under state law, utility aid is distributed to each county and municipality where tax-exempt utility property is located (sec. 79.04, Wis. Stats.)
- Utility companies report utility property information to DOR annually
- DOR uses the provided information to accurately calculate utility aid (*shown below*)

Utility Aid Calculation	
1. Net book value, <i>as of December 31, 2024 (including expected additions/retirements)</i>	\$1,418,999.00
2. Total net book value payment	\$4,257.00
3. Minimum payment	\$0.00
4. Megawatt capacity	0.0
5. Megawatt capacity payment	\$0.00
6. Closed/decommissioned production plant (phased down) payment	\$0.00
7. Subtotal (<i>sum of Lines 2, 3, 5 and 6</i>)	\$4,257.00
8. Population cap	\$2,153,475.00
9. Adjusted subtotal (<i>lesser of Line 7 or Line 8</i>)	\$4,257.00
10. Adjacent site incentive payment	\$0.00
11. Baseload incentive payment	\$0.00
12. Co-generation incentive payment	\$0.00
13. Alternative energy incentive payment	\$0.00
14. Total incentive payments (<i>sum of Lines 10 through 13</i>)	\$0.00
15. Spent nuclear fuel payment	\$0.00
16. Total Utility Aid – this is the utility aid payment listed on the front of the estimate (<i>sum of Lines 9, 14 and 15</i>)	\$4,257.00

Supplemental County and Municipal Aid

- Under state law, supplemental county and municipal aid paid to each county and municipality is determined by 2023 Wisconsin Act 12 (sec. 79.037, Wis. Stats.)
- For detailed information, review [county and municipal aid spreadsheet](#)

Supplemental County and Municipal Aid Calculation	
1. Prior year supplemental county and municipal aid	\$140,811.26
2. Increase due to sales tax revenue including adjustments (<i>district changes</i>)	\$3,238.66
3. Total Supplemental County and Municipal Aid (<i>sum of Lines 1 and 2</i>)	\$144,049.92

Expenditure Restraint Incentive Program

- Only municipalities are eligible to receive Expenditure Restraint Incentive Program (ERIP) payments
- Under state law, in 2025, each municipality will receive a payment that is equal to the amount of the payment received by the municipality in 2024 (sec. 79.05(4), Wis. Stats., from 2023 WI Act 12 – notwithstanding subs. (2) and (3))

Contact Information

If you have questions, contact us at lgs@wisconsin.gov, (608) 266-8618 or (608) 261-5167.



State of Wisconsin • DEPARTMENT OF REVENUE

DIVISION OF STATE AND LOCAL FINANCE • BUREAU OF LOCAL GOVERNMENT SERVICES • 2135 RIMROCK RD MADISON, WI 53713

Mailing Address:
PO Box 8971 #6-97
Madison WI 53708-8971
Fax: (608) 264-6887
lgs@wisconsin.gov

September 13, 2024

BARBARA HENDERSON
TOWN OF MONICO
2333 FORREST ST
MONICO WI 54501-7723

Notice of Shared Revenue – 2025 Original Estimate

Notice Information

The Wisconsin Department of Revenue (DOR) is providing the **estimated** shared revenue amounts your local government will receive in 2025 under current state law for county and municipal aid, supplemental county and municipal aid, utility aid and the expenditure restraint incentive program. This does not include adjustments, shown on the July and November payment notices.

District	TOWN OF MONICO	County	ONEIDA	Co-muni code	43-018
-----------------	----------------	---------------	--------	---------------------	--------

Estimate Information

For an explanation of each aid payment listed below, review the additional information in this notice.

2025 Original Estimate	
1. County and municipal aid	\$26,350.71
2. Utility aid	\$14,917.66
3. Supplemental county and municipal aid	\$35,178.39
4. Expenditure restraint incentive program	\$0.00
5. Total Estimated 2025 Payments (sum of Lines 1-4)	\$76,446.76

Payment Information

Your local government will receive two distributions in 2025 :

- July 28, 2025: 15% of Line 1, 2, and 3 and 100% of Line 4 (*shown above*)
- November 17, 2025: balance of your 2025 aid payments

County and Municipal Aid

Under state law, the county and municipal aid paid to each county and municipality must be equal to the amount determined in 2012 (sec. 79.036, Wis. Stats.) and adjusted for fallen protective services insurance reimbursement (sec. 79.036(4), Wis. Stats.).

County and Municipal Aid Calculation	
1. Prior year county and municipal aid	\$25,760.13
2. Increase due to sales tax revenue, including adjustments (<i>district changes</i>)	\$592.48
3. Fallen protective services insurance adjustment	-\$1.90
4. Fallen protective services insurance reimbursement (<i>reported to DOR</i>)	\$0.00
5. Total County and Municipal Aid (sum of Lines 1-4)	\$26,350.71

Utility Aid

- Under state law, utility aid is distributed to each county and municipality where tax-exempt utility property is located (sec. 79.04, Wis. Stats.)
- Utility companies report utility property information to DOR annually
- DOR uses the provided information to accurately calculate utility aid (*shown below*)

Utility Aid Calculation	
1. Net book value, <i>as of December 31, 2024 (including expected additions/retirements)</i>	\$4,972,552.00
2. Total net book value payment	\$14,917.66
3. Minimum payment	\$0.00
4. Megawatt capacity	0.0
5. Megawatt capacity payment	\$0.00
6. Closed/decommissioned production plant (phased down) payment	\$0.00
7. Subtotal (<i>sum of Lines 2, 3, 5 and 6</i>)	\$14,917.66
8. Population cap	\$112,200.00
9. Adjusted subtotal (<i>lesser of Line 7 or Line 8</i>)	\$14,917.66
10. Adjacent site incentive payment	\$0.00
11. Baseload incentive payment	\$0.00
12. Co-generation incentive payment	\$0.00
13. Alternative energy incentive payment	\$0.00
14. Total incentive payments (<i>sum of Lines 10 through 13</i>)	\$0.00
15. Spent nuclear fuel payment	\$0.00
16. Total Utility Aid – this is the utility aid payment listed on the front of the estimate (<i>sum of Lines 9, 14 and 15</i>)	\$14,917.66

Supplemental County and Municipal Aid

- Under state law, supplemental county and municipal aid paid to each county and municipality is determined by 2023 Wisconsin Act 12 (sec. 79.037, Wis. Stats.)
- For detailed information, review [county and municipal aid spreadsheet](#)

Supplemental County and Municipal Aid Calculation	
1. Prior year supplemental county and municipal aid	\$34,387.48
2. Increase due to sales tax revenue including adjustments (<i>district changes</i>)	\$790.91
3. Total Supplemental County and Municipal Aid (<i>sum of Lines 1 and 2</i>)	\$35,178.39

Expenditure Restraint Incentive Program

- Only municipalities are eligible to receive Expenditure Restraint Incentive Program (ERIP) payments
- Under state law, in 2025, each municipality will receive a payment that is equal to the amount of the payment received by the municipality in 2024 (sec. 79.05(4), Wis. Stats., from 2023 WI Act 12 – notwithstanding subs. (2) and (3))

Contact Information

If you have questions, contact us at lgs@wisconsin.gov, (608) 266-8618 or (608) 261-5167.



State of Wisconsin • DEPARTMENT OF REVENUE

DIVISION OF STATE AND LOCAL FINANCE • BUREAU OF LOCAL GOVERNMENT SERVICES • 2135 RIMROCK RD MADISON, WI 53713

Mailing Address:
PO Box 8971 #6-97
Madison WI 53708-8971
Fax: (608) 264-6887
lgs@wisconsin.gov

September 13, 2024

KIMBERLEE GAUTHIER
TOWN OF NEWBOLD
6103 POINT DRIVE
RHINELANDER WI 54501

Notice of Shared Revenue – 2025 Original Estimate

Notice Information

The Wisconsin Department of Revenue (DOR) is providing the **estimated** shared revenue amounts your local government will receive in 2025 under current state law for county and municipal aid, supplemental county and municipal aid, utility aid and the expenditure restraint incentive program. This does not include adjustments, shown on the July and November payment notices.

District	TOWN OF NEWBOLD	County	ONEIDA	Co-muni code	43-020
-----------------	-----------------	---------------	--------	---------------------	--------

Estimate Information

For an explanation of each aid payment listed below, review the additional information in this notice.

2025 Original Estimate	
1. County and municipal aid	\$40,717.85
2. Utility aid	\$12,257.69
3. Supplemental county and municipal aid	\$79,587.46
4. Expenditure restraint incentive program	\$0.00
5. Total Estimated 2025 Payments (sum of Lines 1-4)	\$132,563.00

Payment Information

Your local government will receive two distributions in 2025 :

- July 28, 2025: 15% of Line 1, 2, and 3 and 100% of Line 4 (*shown above*)
- November 17, 2025: balance of your 2025 aid payments

County and Municipal Aid

Under state law, the county and municipal aid paid to each county and municipality must be equal to the amount determined in 2012 (sec. 79.036, Wis. Stats.) and adjusted for fallen protective services insurance reimbursement (sec. 79.036(4), Wis. Stats.).

County and Municipal Aid Calculation	
1. Prior year county and municipal aid	\$39,805.27
2. Increase due to sales tax revenue, including adjustments (<i>district changes</i>)	\$915.52
3. Fallen protective services insurance adjustment	-\$2.94
4. Fallen protective services insurance reimbursement (<i>reported to DOR</i>)	\$0.00
5. Total County and Municipal Aid (sum of Lines 1-4)	\$40,717.85

Utility Aid

- Under state law, utility aid is distributed to each county and municipality where tax-exempt utility property is located (sec. 79.04, Wis. Stats.)
- Utility companies report utility property information to DOR annually
- DOR uses the provided information to accurately calculate utility aid (*shown below*)

Utility Aid Calculation	
1. Net book value, <i>as of December 31, 2024 (including expected additions/retirements)</i>	\$4,085,897.00
2. Total net book value payment	\$12,257.69
3. Minimum payment	\$0.00
4. Megawatt capacity	0.0
5. Megawatt capacity payment	\$0.00
6. Closed/decommissioned production plant (phased down) payment	\$0.00
7. Subtotal (<i>sum of Lines 2, 3, 5 and 6</i>)	\$12,257.69
8. Population cap	\$1,205,300.00
9. Adjusted subtotal (<i>lesser of Line 7 or Line 8</i>)	\$12,257.69
10. Adjacent site incentive payment	\$0.00
11. Baseload incentive payment	\$0.00
12. Co-generation incentive payment	\$0.00
13. Alternative energy incentive payment	\$0.00
14. Total incentive payments (<i>sum of Lines 10 through 13</i>)	\$0.00
15. Spent nuclear fuel payment	\$0.00
16. Total Utility Aid – this is the utility aid payment listed on the front of the estimate (<i>sum of Lines 9, 14 and 15</i>)	\$12,257.69

Supplemental County and Municipal Aid

- Under state law, supplemental county and municipal aid paid to each county and municipality is determined by 2023 Wisconsin Act 12 (sec. 79.037, Wis. Stats.)
- For detailed information, review [county and municipal aid spreadsheet](#)

Supplemental County and Municipal Aid Calculation	
1. Prior year supplemental county and municipal aid	\$77,798.10
2. Increase due to sales tax revenue including adjustments (<i>district changes</i>)	\$1,789.36
3. Total Supplemental County and Municipal Aid (<i>sum of Lines 1 and 2</i>)	\$79,587.46

Expenditure Restraint Incentive Program

- Only municipalities are eligible to receive Expenditure Restraint Incentive Program (ERIP) payments
- Under state law, in 2025, each municipality will receive a payment that is equal to the amount of the payment received by the municipality in 2024 (sec. 79.05(4), Wis. Stats., from 2023 WI Act 12 – notwithstanding subs. (2) and (3))

Contact Information

If you have questions, contact us at lgs@wisconsin.gov, (608) 266-8618 or (608) 261-5167.



State of Wisconsin • DEPARTMENT OF REVENUE

DIVISION OF STATE AND LOCAL FINANCE • BUREAU OF LOCAL GOVERNMENT SERVICES • 2135 RIMROCK RD MADISON, WI 53713

Mailing Address:
PO Box 8971 #6-97
Madison WI 53708-8971
Fax: (608) 264-6887
lgs@wisconsin.gov

September 13, 2024

WENDY SMITH
TOWN OF NOKOMIS
2541 LAKE NOKOMIS RD
TOMAHAWK WI 54487-9314

Notice of Shared Revenue – 2025 Original Estimate

Notice Information

The Wisconsin Department of Revenue (DOR) is providing the **estimated** shared revenue amounts your local government will receive in 2025 under current state law for county and municipal aid, supplemental county and municipal aid, utility aid and the expenditure restraint incentive program. This does not include adjustments, shown on the July and November payment notices.

District	TOWN OF NOKOMIS	County	ONEIDA	Co-muni code	43-022
-----------------	-----------------	---------------	--------	---------------------	--------

Estimate Information

For an explanation of each aid payment listed below, review the additional information in this notice.

2025 Original Estimate	
1. County and municipal aid	\$15,841.54
2. Utility aid	\$0.00
3. Supplemental county and municipal aid	\$54,645.47
4. Expenditure restraint incentive program	\$0.00
5. Total Estimated 2025 Payments (sum of Lines 1-4)	\$70,487.01

Payment Information

Your local government will receive two distributions in 2025 :

- July 28, 2025: 15% of Line 1, 2, and 3 and 100% of Line 4 (*shown above*)
- November 17, 2025: balance of your 2025 aid payments

County and Municipal Aid

Under state law, the county and municipal aid paid to each county and municipality must be equal to the amount determined in 2012 (sec. 79.036, Wis. Stats.) and adjusted for fallen protective services insurance reimbursement (sec. 79.036(4), Wis. Stats.).

County and Municipal Aid Calculation	
1. Prior year county and municipal aid	\$15,486.49
2. Increase due to sales tax revenue, including adjustments (<i>district changes</i>)	\$356.19
3. Fallen protective services insurance adjustment	-\$1.14
4. Fallen protective services insurance reimbursement (<i>reported to DOR</i>)	\$0.00
5. Total County and Municipal Aid (sum of Lines 1-4)	\$15,841.54

Utility Aid

- Under state law, utility aid is distributed to each county and municipality where tax-exempt utility property is located (sec. 79.04, Wis. Stats.)
- Utility companies report utility property information to DOR annually
- DOR uses the provided information to accurately calculate utility aid (*shown below*)

Utility Aid Calculation	
1. Net book value, <i>as of December 31, 2024 (including expected additions/retirements)</i>	\$0.00
2. Total net book value payment	\$0.00
3. Minimum payment	\$0.00
4. Megawatt capacity	0.0
5. Megawatt capacity payment	\$0.00
6. Closed/decommissioned production plant (phased down) payment	\$0.00
7. Subtotal (<i>sum of Lines 2, 3, 5 and 6</i>)	\$0.00
8. Population cap	\$590,750.00
9. Adjusted subtotal (<i>lesser of Line 7 or Line 8</i>)	\$0.00
10. Adjacent site incentive payment	\$0.00
11. Baseload incentive payment	\$0.00
12. Co-generation incentive payment	\$0.00
13. Alternative energy incentive payment	\$0.00
14. Total incentive payments (<i>sum of Lines 10 through 13</i>)	\$0.00
15. Spent nuclear fuel payment	\$0.00
16. Total Utility Aid – this is the utility aid payment listed on the front of the estimate (<i>sum of Lines 9, 14 and 15</i>)	\$0.00

Supplemental County and Municipal Aid

- Under state law, supplemental county and municipal aid paid to each county and municipality is determined by 2023 Wisconsin Act 12 (sec. 79.037, Wis. Stats.)
- For detailed information, review [county and municipal aid spreadsheet](#)

Supplemental County and Municipal Aid Calculation	
1. Prior year supplemental county and municipal aid	\$53,416.88
2. Increase due to sales tax revenue including adjustments (<i>district changes</i>)	\$1,228.59
3. Total Supplemental County and Municipal Aid (<i>sum of Lines 1 and 2</i>)	\$54,645.47

Expenditure Restraint Incentive Program

- Only municipalities are eligible to receive Expenditure Restraint Incentive Program (ERIP) payments
- Under state law, in 2025, each municipality will receive a payment that is equal to the amount of the payment received by the municipality in 2024 (sec. 79.05(4), Wis. Stats., from 2023 WI Act 12 – notwithstanding subs. (2) and (3))

Contact Information

If you have questions, contact us at lgs@wisconsin.gov, (608) 266-8618 or (608) 261-5167.



State of Wisconsin • DEPARTMENT OF REVENUE

DIVISION OF STATE AND LOCAL FINANCE • BUREAU OF LOCAL GOVERNMENT SERVICES • 2135 RIMROCK RD MADISON, WI 53713

Mailing Address:
PO Box 8971 #6-97
Madison WI 53708-8971
Fax: (608) 264-6887
lgs@wisconsin.gov

September 13, 2024

MIKE RING
TOWN OF PELICAN
4095 PINE LANE
RHINELANDER WI 54501

Notice of Shared Revenue – 2025 Original Estimate

Notice Information

The Wisconsin Department of Revenue (DOR) is providing the **estimated** shared revenue amounts your local government will receive in 2025 under current state law for county and municipal aid, supplemental county and municipal aid, utility aid and the expenditure restraint incentive program. This does not include adjustments, shown on the July and November payment notices.

District	TOWN OF PELICAN	County	ONEIDA	Co-muni code	43-024
-----------------	-----------------	---------------	--------	---------------------	--------

Estimate Information

For an explanation of each aid payment listed below, review the additional information in this notice.

2025 Original Estimate	
1. County and municipal aid	\$87,956.95
2. Utility aid	\$2,505.13
3. Supplemental county and municipal aid	\$78,987.59
4. Expenditure restraint incentive program	\$0.00
5. Total Estimated 2025 Payments (sum of Lines 1-4)	\$169,449.67

Payment Information

Your local government will receive two distributions in 2025 :

- July 28, 2025: 15% of Line 1, 2, and 3 and 100% of Line 4 (*shown above*)
- November 17, 2025: balance of your 2025 aid payments

County and Municipal Aid

Under state law, the county and municipal aid paid to each county and municipality must be equal to the amount determined in 2012 (sec. 79.036, Wis. Stats.) and adjusted for fallen protective services insurance reimbursement (sec. 79.036(4), Wis. Stats.).

County and Municipal Aid Calculation	
1. Prior year county and municipal aid	\$85,985.63
2. Increase due to sales tax revenue, including adjustments (<i>district changes</i>)	\$1,977.67
3. Fallen protective services insurance adjustment	-\$6.35
4. Fallen protective services insurance reimbursement (<i>reported to DOR</i>)	\$0.00
5. Total County and Municipal Aid (sum of Lines 1-4)	\$87,956.95

Utility Aid

- Under state law, utility aid is distributed to each county and municipality where tax-exempt utility property is located (sec. 79.04, Wis. Stats.)
- Utility companies report utility property information to DOR annually
- DOR uses the provided information to accurately calculate utility aid (*shown below*)

Utility Aid Calculation	
1. Net book value, <i>as of December 31, 2024 (including expected additions/retirements)</i>	\$835,044.00
2. Total net book value payment	\$2,505.13
3. Minimum payment	\$0.00
4. Megawatt capacity	0.0
5. Megawatt capacity payment	\$0.00
6. Closed/decommissioned production plant (phased down) payment	\$0.00
7. Subtotal (<i>sum of Lines 2, 3, 5 and 6</i>)	\$2,505.13
8. Population cap	\$1,199,350.00
9. Adjusted subtotal (<i>lesser of Line 7 or Line 8</i>)	\$2,505.13
10. Adjacent site incentive payment	\$0.00
11. Baseload incentive payment	\$0.00
12. Co-generation incentive payment	\$0.00
13. Alternative energy incentive payment	\$0.00
14. Total incentive payments (<i>sum of Lines 10 through 13</i>)	\$0.00
15. Spent nuclear fuel payment	\$0.00
16. Total Utility Aid – this is the utility aid payment listed on the front of the estimate (<i>sum of Lines 9, 14 and 15</i>)	\$2,505.13

Supplemental County and Municipal Aid

- Under state law, supplemental county and municipal aid paid to each county and municipality is determined by 2023 Wisconsin Act 12 (sec. 79.037, Wis. Stats.)
- For detailed information, review [county and municipal aid spreadsheet](#)

Supplemental County and Municipal Aid Calculation	
1. Prior year supplemental county and municipal aid	\$77,211.72
2. Increase due to sales tax revenue including adjustments (<i>district changes</i>)	\$1,775.87
3. Total Supplemental County and Municipal Aid (<i>sum of Lines 1 and 2</i>)	\$78,987.59

Expenditure Restraint Incentive Program

- Only municipalities are eligible to receive Expenditure Restraint Incentive Program (ERIP) payments
- Under state law, in 2025, each municipality will receive a payment that is equal to the amount of the payment received by the municipality in 2024 (sec. 79.05(4), Wis. Stats., from 2023 WI Act 12 – notwithstanding subs. (2) and (3))

Contact Information

If you have questions, contact us at lgs@wisconsin.gov, (608) 266-8618 or (608) 261-5167.



State of Wisconsin • DEPARTMENT OF REVENUE

DIVISION OF STATE AND LOCAL FINANCE • BUREAU OF LOCAL GOVERNMENT SERVICES • 2135 RIMROCK RD MADISON, WI 53713

Mailing Address:
PO Box 8971 #6-97
Madison WI 53708-8971
Fax: (608) 264-6887
lgs@wisconsin.gov

September 13, 2024

BRYAN KALLIOKOSKI
TOWN OF PIEHL
1415 TOWN HALL RD
RHINELANDER WI 54501

Notice of Shared Revenue – 2025 Original Estimate

Notice Information

The Wisconsin Department of Revenue (DOR) is providing the **estimated** shared revenue amounts your local government will receive in 2025 under current state law for county and municipal aid, supplemental county and municipal aid, utility aid and the expenditure restraint incentive program. This does not include adjustments, shown on the July and November payment notices.

District	TOWN OF PIEHL	County	ONEIDA	Co-muni code	43-026
-----------------	---------------	---------------	--------	---------------------	--------

Estimate Information

For an explanation of each aid payment listed below, review the additional information in this notice.

2025 Original Estimate	
1. County and municipal aid	\$17,894.30
2. Utility aid	\$197.21
3. Supplemental county and municipal aid	\$31,962.71
4. Expenditure restraint incentive program	\$0.00
5. Total Estimated 2025 Payments (sum of Lines 1-4)	\$50,054.22

Payment Information

Your local government will receive two distributions in 2025 :

- July 28, 2025: 15% of Line 1, 2, and 3 and 100% of Line 4 (*shown above*)
- November 17, 2025: balance of your 2025 aid payments

County and Municipal Aid

Under state law, the county and municipal aid paid to each county and municipality must be equal to the amount determined in 2012 (sec. 79.036, Wis. Stats.) and adjusted for fallen protective services insurance reimbursement (sec. 79.036(4), Wis. Stats.).

County and Municipal Aid Calculation	
1. Prior year county and municipal aid	\$17,493.25
2. Increase due to sales tax revenue, including adjustments (<i>district changes</i>)	\$402.34
3. Fallen protective services insurance adjustment	-\$1.29
4. Fallen protective services insurance reimbursement (<i>reported to DOR</i>)	\$0.00
5. Total County and Municipal Aid (sum of Lines 1-4)	\$17,894.30

Utility Aid

- Under state law, utility aid is distributed to each county and municipality where tax-exempt utility property is located (sec. 79.04, Wis. Stats.)
- Utility companies report utility property information to DOR annually
- DOR uses the provided information to accurately calculate utility aid (*shown below*)

Utility Aid Calculation	
1. Net book value, <i>as of December 31, 2024 (including expected additions/retirements)</i>	\$65,738.00
2. Total net book value payment	\$197.21
3. Minimum payment	\$0.00
4. Megawatt capacity	0.0
5. Megawatt capacity payment	\$0.00
6. Closed/decommissioned production plant (phased down) payment	\$0.00
7. Subtotal (<i>sum of Lines 2, 3, 5 and 6</i>)	\$197.21
8. Population cap	\$31,025.00
9. Adjusted subtotal (<i>lesser of Line 7 or Line 8</i>)	\$197.21
10. Adjacent site incentive payment	\$0.00
11. Baseload incentive payment	\$0.00
12. Co-generation incentive payment	\$0.00
13. Alternative energy incentive payment	\$0.00
14. Total incentive payments (<i>sum of Lines 10 through 13</i>)	\$0.00
15. Spent nuclear fuel payment	\$0.00
16. Total Utility Aid – this is the utility aid payment listed on the front of the estimate (<i>sum of Lines 9, 14 and 15</i>)	\$197.21

Supplemental County and Municipal Aid

- Under state law, supplemental county and municipal aid paid to each county and municipality is determined by 2023 Wisconsin Act 12 (sec. 79.037, Wis. Stats.)
- For detailed information, review [county and municipal aid spreadsheet](#)

Supplemental County and Municipal Aid Calculation	
1. Prior year supplemental county and municipal aid	\$31,244.10
2. Increase due to sales tax revenue including adjustments (<i>district changes</i>)	\$718.61
3. Total Supplemental County and Municipal Aid (<i>sum of Lines 1 and 2</i>)	\$31,962.71

Expenditure Restraint Incentive Program

- Only municipalities are eligible to receive Expenditure Restraint Incentive Program (ERIP) payments
- Under state law, in 2025, each municipality will receive a payment that is equal to the amount of the payment received by the municipality in 2024 (sec. 79.05(4), Wis. Stats., from 2023 WI Act 12 – notwithstanding subs. (2) and (3))

Contact Information

If you have questions, contact us at lgs@wisconsin.gov, (608) 266-8618 or (608) 261-5167.



State of Wisconsin • DEPARTMENT OF REVENUE

DIVISION OF STATE AND LOCAL FINANCE • BUREAU OF LOCAL GOVERNMENT SERVICES • 2135 RIMROCK RD MADISON, WI 53713

Mailing Address:
PO Box 8971 #6-97
Madison WI 53708-8971
Fax: (608) 264-6887
lgs@wisconsin.gov

September 13, 2024

CINDY SKINNER
TOWN OF PINE LAKE
4305 HIGHLANDER RD
RHINELANDER WI 54501

Notice of Shared Revenue – 2025 Original Estimate

Notice Information

The Wisconsin Department of Revenue (DOR) is providing the **estimated** shared revenue amounts your local government will receive in 2025 under current state law for county and municipal aid, supplemental county and municipal aid, utility aid and the expenditure restraint incentive program. This does not include adjustments, shown on the July and November payment notices.

District	TOWN OF PINE LAKE	County	ONEIDA	Co-muni code	43-028
-----------------	-------------------	---------------	--------	---------------------	--------

Estimate Information

For an explanation of each aid payment listed below, review the additional information in this notice.

2025 Original Estimate	
1. County and municipal aid	\$72,279.10
2. Utility aid	\$0.00
3. Supplemental county and municipal aid	\$77,462.12
4. Expenditure restraint incentive program	\$0.00
5. Total Estimated 2025 Payments (sum of Lines 1-4)	\$149,741.22

Payment Information

Your local government will receive two distributions in 2025 :

- July 28, 2025: 15% of Line 1, 2, and 3 and 100% of Line 4 (*shown above*)
- November 17, 2025: balance of your 2025 aid payments

County and Municipal Aid

Under state law, the county and municipal aid paid to each county and municipality must be equal to the amount determined in 2012 (sec. 79.036, Wis. Stats.) and adjusted for fallen protective services insurance reimbursement (sec. 79.036(4), Wis. Stats.).

County and Municipal Aid Calculation	
1. Prior year county and municipal aid	\$70,659.16
2. Increase due to sales tax revenue, including adjustments (<i>district changes</i>)	\$1,625.16
3. Fallen protective services insurance adjustment	-\$5.22
4. Fallen protective services insurance reimbursement (<i>reported to DOR</i>)	\$0.00
5. Total County and Municipal Aid (sum of Lines 1-4)	\$72,279.10

Utility Aid

- Under state law, utility aid is distributed to each county and municipality where tax-exempt utility property is located (sec. 79.04, Wis. Stats.)
- Utility companies report utility property information to DOR annually
- DOR uses the provided information to accurately calculate utility aid (*shown below*)

Utility Aid Calculation	
1. Net book value, <i>as of December 31, 2024 (including expected additions/retirements)</i>	\$0.00
2. Total net book value payment	\$0.00
3. Minimum payment	\$0.00
4. Megawatt capacity	0.0
5. Megawatt capacity payment	\$0.00
6. Closed/decommissioned production plant (phased down) payment	\$0.00
7. Subtotal (<i>sum of Lines 2, 3, 5 and 6</i>)	\$0.00
8. Population cap	\$1,158,125.00
9. Adjusted subtotal (<i>lesser of Line 7 or Line 8</i>)	\$0.00
10. Adjacent site incentive payment	\$0.00
11. Baseload incentive payment	\$0.00
12. Co-generation incentive payment	\$0.00
13. Alternative energy incentive payment	\$0.00
14. Total incentive payments (<i>sum of Lines 10 through 13</i>)	\$0.00
15. Spent nuclear fuel payment	\$0.00
16. Total Utility Aid – this is the utility aid payment listed on the front of the estimate (<i>sum of Lines 9, 14 and 15</i>)	\$0.00

Supplemental County and Municipal Aid

- Under state law, supplemental county and municipal aid paid to each county and municipality is determined by 2023 Wisconsin Act 12 (sec. 79.037, Wis. Stats.)
- For detailed information, review [county and municipal aid spreadsheet](#)

Supplemental County and Municipal Aid Calculation	
1. Prior year supplemental county and municipal aid	\$75,720.55
2. Increase due to sales tax revenue including adjustments (<i>district changes</i>)	\$1,741.57
3. Total Supplemental County and Municipal Aid (<i>sum of Lines 1 and 2</i>)	\$77,462.12

Expenditure Restraint Incentive Program

- Only municipalities are eligible to receive Expenditure Restraint Incentive Program (ERIP) payments
- Under state law, in 2025, each municipality will receive a payment that is equal to the amount of the payment received by the municipality in 2024 (sec. 79.05(4), Wis. Stats., from 2023 WI Act 12 – notwithstanding subs. (2) and (3))

Contact Information

If you have questions, contact us at lgs@wisconsin.gov, (608) 266-8618 or (608) 261-5167.



State of Wisconsin • DEPARTMENT OF REVENUE

DIVISION OF STATE AND LOCAL FINANCE • BUREAU OF LOCAL GOVERNMENT SERVICES • 2135 RIMROCK RD MADISON, WI 53713

Mailing Address:
PO Box 8971 #6-97
Madison WI 53708-8971
Fax: (608) 264-6887
lgs@wisconsin.gov

September 13, 2024

JULIE TAYLOR
TOWN OF SCHOEPKE
PO BOX 56
PELICAN LAKE WI 54463

Notice of Shared Revenue – 2025 Original Estimate

Notice Information

The Wisconsin Department of Revenue (DOR) is providing the **estimated** shared revenue amounts your local government will receive in 2025 under current state law for county and municipal aid, supplemental county and municipal aid, utility aid and the expenditure restraint incentive program. This does not include adjustments, shown on the July and November payment notices.

District	TOWN OF SCHOEPKE	County	ONEIDA	Co-muni code	43-030
-----------------	------------------	---------------	--------	---------------------	--------

Estimate Information

For an explanation of each aid payment listed below, review the additional information in this notice.

2025 Original Estimate	
1. County and municipal aid	\$6,120.67
2. Utility aid	\$0.00
3. Supplemental county and municipal aid	\$37,310.29
4. Expenditure restraint incentive program	\$0.00
5. Total Estimated 2025 Payments (sum of Lines 1-4)	\$43,430.96

Payment Information

Your local government will receive two distributions in 2025 :

- July 28, 2025: 15% of Line 1, 2, and 3 and 100% of Line 4 (*shown above*)
- November 17, 2025: balance of your 2025 aid payments

County and Municipal Aid

Under state law, the county and municipal aid paid to each county and municipality must be equal to the amount determined in 2012 (sec. 79.036, Wis. Stats.) and adjusted for fallen protective services insurance reimbursement (sec. 79.036(4), Wis. Stats.).

County and Municipal Aid Calculation	
1. Prior year county and municipal aid	\$5,983.49
2. Increase due to sales tax revenue, including adjustments (<i>district changes</i>)	\$137.62
3. Fallen protective services insurance adjustment	-\$0.44
4. Fallen protective services insurance reimbursement (<i>reported to DOR</i>)	\$0.00
5. Total County and Municipal Aid (sum of Lines 1-4)	\$6,120.67

Utility Aid

- Under state law, utility aid is distributed to each county and municipality where tax-exempt utility property is located (sec. 79.04, Wis. Stats.)
- Utility companies report utility property information to DOR annually
- DOR uses the provided information to accurately calculate utility aid (*shown below*)

Utility Aid Calculation	
1. Net book value, <i>as of December 31, 2024 (including expected additions/retirements)</i>	\$0.00
2. Total net book value payment	\$0.00
3. Minimum payment	\$0.00
4. Megawatt capacity	0.0
5. Megawatt capacity payment	\$0.00
6. Closed/decommissioned production plant (phased down) payment	\$0.00
7. Subtotal (<i>sum of Lines 2, 3, 5 and 6</i>)	\$0.00
8. Population cap	\$163,625.00
9. Adjusted subtotal (<i>lesser of Line 7 or Line 8</i>)	\$0.00
10. Adjacent site incentive payment	\$0.00
11. Baseload incentive payment	\$0.00
12. Co-generation incentive payment	\$0.00
13. Alternative energy incentive payment	\$0.00
14. Total incentive payments (<i>sum of Lines 10 through 13</i>)	\$0.00
15. Spent nuclear fuel payment	\$0.00
16. Total Utility Aid – this is the utility aid payment listed on the front of the estimate (<i>sum of Lines 9, 14 and 15</i>)	\$0.00

Supplemental County and Municipal Aid

- Under state law, supplemental county and municipal aid paid to each county and municipality is determined by 2023 Wisconsin Act 12 (sec. 79.037, Wis. Stats.)
- For detailed information, review [county and municipal aid spreadsheet](#)

Supplemental County and Municipal Aid Calculation	
1. Prior year supplemental county and municipal aid	\$36,471.45
2. Increase due to sales tax revenue including adjustments (<i>district changes</i>)	\$838.84
3. Total Supplemental County and Municipal Aid (<i>sum of Lines 1 and 2</i>)	\$37,310.29

Expenditure Restraint Incentive Program

- Only municipalities are eligible to receive Expenditure Restraint Incentive Program (ERIP) payments
- Under state law, in 2025, each municipality will receive a payment that is equal to the amount of the payment received by the municipality in 2024 (sec. 79.05(4), Wis. Stats., from 2023 WI Act 12 – notwithstanding subs. (2) and (3))

Contact Information

If you have questions, contact us at lgs@wisconsin.gov, (608) 266-8618 or (608) 261-5167.



State of Wisconsin • DEPARTMENT OF REVENUE

DIVISION OF STATE AND LOCAL FINANCE • BUREAU OF LOCAL GOVERNMENT SERVICES • 2135 RIMROCK RD MADISON, WI 53713

Mailing Address:
PO Box 8971 #6-97
Madison WI 53708-8971
Fax: (608) 264-6887
lgs@wisconsin.gov

September 13, 2024

STACY SCHICKERT
TOWN OF STELLA
PO BOX 1141
RHINELANDER WI 54501

Notice of Shared Revenue – 2025 Original Estimate

Notice Information

The Wisconsin Department of Revenue (DOR) is providing the **estimated** shared revenue amounts your local government will receive in 2025 under current state law for county and municipal aid, supplemental county and municipal aid, utility aid and the expenditure restraint incentive program. This does not include adjustments, shown on the July and November payment notices.

District	TOWN OF STELLA	County	ONEIDA	Co-muni code	43-032
-----------------	----------------	---------------	--------	---------------------	--------

Estimate Information

For an explanation of each aid payment listed below, review the additional information in this notice.

2025 Original Estimate	
1. County and municipal aid	\$8,570.06
2. Utility aid	\$0.00
3. Supplemental county and municipal aid	\$40,455.96
4. Expenditure restraint incentive program	\$0.00
5. Total Estimated 2025 Payments (sum of Lines 1-4)	\$49,026.02

Payment Information

Your local government will receive two distributions in 2025 :

- July 28, 2025: 15% of Line 1, 2, and 3 and 100% of Line 4 (*shown above*)
- November 17, 2025: balance of your 2025 aid payments

County and Municipal Aid

Under state law, the county and municipal aid paid to each county and municipality must be equal to the amount determined in 2012 (sec. 79.036, Wis. Stats.) and adjusted for fallen protective services insurance reimbursement (sec. 79.036(4), Wis. Stats.).

County and Municipal Aid Calculation	
1. Prior year county and municipal aid	\$8,377.99
2. Increase due to sales tax revenue, including adjustments (<i>district changes</i>)	\$192.69
3. Fallen protective services insurance adjustment	-\$0.62
4. Fallen protective services insurance reimbursement (<i>reported to DOR</i>)	\$0.00
5. Total County and Municipal Aid (sum of Lines 1-4)	\$8,570.06

Utility Aid

- Under state law, utility aid is distributed to each county and municipality where tax-exempt utility property is located (sec. 79.04, Wis. Stats.)
- Utility companies report utility property information to DOR annually
- DOR uses the provided information to accurately calculate utility aid (*shown below*)

Utility Aid Calculation	
1. Net book value, <i>as of December 31, 2024 (including expected additions/retirements)</i>	\$0.00
2. Total net book value payment	\$0.00
3. Minimum payment	\$0.00
4. Megawatt capacity	0.0
5. Megawatt capacity payment	\$0.00
6. Closed/decommissioned production plant (phased down) payment	\$0.00
7. Subtotal (<i>sum of Lines 2, 3, 5 and 6</i>)	\$0.00
8. Population cap	\$239,275.00
9. Adjusted subtotal (<i>lesser of Line 7 or Line 8</i>)	\$0.00
10. Adjacent site incentive payment	\$0.00
11. Baseload incentive payment	\$0.00
12. Co-generation incentive payment	\$0.00
13. Alternative energy incentive payment	\$0.00
14. Total incentive payments (<i>sum of Lines 10 through 13</i>)	\$0.00
15. Spent nuclear fuel payment	\$0.00
16. Total Utility Aid – this is the utility aid payment listed on the front of the estimate (<i>sum of Lines 9, 14 and 15</i>)	\$0.00

Supplemental County and Municipal Aid

- Under state law, supplemental county and municipal aid paid to each county and municipality is determined by 2023 Wisconsin Act 12 (sec. 79.037, Wis. Stats.)
- For detailed information, review [county and municipal aid spreadsheet](#)

Supplemental County and Municipal Aid Calculation	
1. Prior year supplemental county and municipal aid	\$39,546.39
2. Increase due to sales tax revenue including adjustments (<i>district changes</i>)	\$909.57
3. Total Supplemental County and Municipal Aid (<i>sum of Lines 1 and 2</i>)	\$40,455.96

Expenditure Restraint Incentive Program

- Only municipalities are eligible to receive Expenditure Restraint Incentive Program (ERIP) payments
- Under state law, in 2025, each municipality will receive a payment that is equal to the amount of the payment received by the municipality in 2024 (sec. 79.05(4), Wis. Stats., from 2023 WI Act 12 – notwithstanding subs. (2) and (3))

Contact Information

If you have questions, contact us at lgs@wisconsin.gov, (608) 266-8618 or (608) 261-5167.



State of Wisconsin • DEPARTMENT OF REVENUE

DIVISION OF STATE AND LOCAL FINANCE • BUREAU OF LOCAL GOVERNMENT SERVICES • 2135 RIMROCK RD MADISON, WI 53713

Mailing Address:
PO Box 8971 #6-97
Madison WI 53708-8971
Fax: (608) 264-6887
lgs@wisconsin.gov

September 13, 2024

LAUREN SOWINSKI
TOWN OF SUGAR CAMP
4059 CAMP FOUR RD
RHINELANDER WI 54501

Notice of Shared Revenue – 2025 Original Estimate

Notice Information

The Wisconsin Department of Revenue (DOR) is providing the **estimated** shared revenue amounts your local government will receive in 2025 under current state law for county and municipal aid, supplemental county and municipal aid, utility aid and the expenditure restraint incentive program. This does not include adjustments, shown on the July and November payment notices.

District	TOWN OF SUGAR CAMP	County	ONEIDA	Co-muni code	43-034
-----------------	--------------------	---------------	--------	---------------------	--------

Estimate Information

For an explanation of each aid payment listed below, review the additional information in this notice.

2025 Original Estimate	
1. County and municipal aid	\$28,012.09
2. Utility aid	\$0.00
3. Supplemental county and municipal aid	\$62,095.09
4. Expenditure restraint incentive program	\$0.00
5. Total Estimated 2025 Payments (sum of Lines 1-4)	\$90,107.18

Payment Information

Your local government will receive two distributions in 2025 :

- July 28, 2025: 15% of Line 1, 2, and 3 and 100% of Line 4 (*shown above*)
- November 17, 2025: balance of your 2025 aid payments

County and Municipal Aid

Under state law, the county and municipal aid paid to each county and municipality must be equal to the amount determined in 2012 (sec. 79.036, Wis. Stats.) and adjusted for fallen protective services insurance reimbursement (sec. 79.036(4), Wis. Stats.).

County and Municipal Aid Calculation	
1. Prior year county and municipal aid	\$27,384.27
2. Increase due to sales tax revenue, including adjustments (<i>district changes</i>)	\$629.84
3. Fallen protective services insurance adjustment	-\$2.02
4. Fallen protective services insurance reimbursement (<i>reported to DOR</i>)	\$0.00
5. Total County and Municipal Aid (sum of Lines 1-4)	\$28,012.09

Utility Aid

- Under state law, utility aid is distributed to each county and municipality where tax-exempt utility property is located (sec. 79.04, Wis. Stats.)
- Utility companies report utility property information to DOR annually
- DOR uses the provided information to accurately calculate utility aid (*shown below*)

Utility Aid Calculation	
1. Net book value, <i>as of December 31, 2024 (including expected additions/retirements)</i>	\$0.00
2. Total net book value payment	\$0.00
3. Minimum payment	\$0.00
4. Megawatt capacity	0.0
5. Megawatt capacity payment	\$0.00
6. Closed/decommissioned production plant (phased down) payment	\$0.00
7. Subtotal (<i>sum of Lines 2, 3, 5 and 6</i>)	\$0.00
8. Population cap	\$777,750.00
9. Adjusted subtotal (<i>lesser of Line 7 or Line 8</i>)	\$0.00
10. Adjacent site incentive payment	\$0.00
11. Baseload incentive payment	\$0.00
12. Co-generation incentive payment	\$0.00
13. Alternative energy incentive payment	\$0.00
14. Total incentive payments (<i>sum of Lines 10 through 13</i>)	\$0.00
15. Spent nuclear fuel payment	\$0.00
16. Total Utility Aid – this is the utility aid payment listed on the front of the estimate (<i>sum of Lines 9, 14 and 15</i>)	\$0.00

Supplemental County and Municipal Aid

- Under state law, supplemental county and municipal aid paid to each county and municipality is determined by 2023 Wisconsin Act 12 (sec. 79.037, Wis. Stats.)
- For detailed information, review [county and municipal aid spreadsheet](#)

Supplemental County and Municipal Aid Calculation	
1. Prior year supplemental county and municipal aid	\$60,699.01
2. Increase due to sales tax revenue including adjustments (<i>district changes</i>)	\$1,396.08
3. Total Supplemental County and Municipal Aid (<i>sum of Lines 1 and 2</i>)	\$62,095.09

Expenditure Restraint Incentive Program

- Only municipalities are eligible to receive Expenditure Restraint Incentive Program (ERIP) payments
- Under state law, in 2025, each municipality will receive a payment that is equal to the amount of the payment received by the municipality in 2024 (sec. 79.05(4), Wis. Stats., from 2023 WI Act 12 – notwithstanding subs. (2) and (3))

Contact Information

If you have questions, contact us at lgs@wisconsin.gov, (608) 266-8618 or (608) 261-5167.



State of Wisconsin • DEPARTMENT OF REVENUE

DIVISION OF STATE AND LOCAL FINANCE • BUREAU OF LOCAL GOVERNMENT SERVICES • 2135 RIMROCK RD MADISON, WI 53713

Mailing Address:
PO Box 8971 #6-97
Madison WI 53708-8971
Fax: (608) 264-6887
lgs@wisconsin.gov

September 13, 2024

SUE HARRIS
TOWN OF THREE LAKES
PO BOX 565
THREE LAKES WI 54562-0565

Notice of Shared Revenue – 2025 Original Estimate

Notice Information

The Wisconsin Department of Revenue (DOR) is providing the **estimated** shared revenue amounts your local government will receive in 2025 under current state law for county and municipal aid, supplemental county and municipal aid, utility aid and the expenditure restraint incentive program. This does not include adjustments, shown on the July and November payment notices.

District	TOWN OF THREE LAKES	County	ONEIDA	Co-muni code	43-036
-----------------	---------------------	---------------	--------	---------------------	--------

Estimate Information

For an explanation of each aid payment listed below, review the additional information in this notice.

2025 Original Estimate	
1. County and municipal aid	\$38,183.62
2. Utility aid	\$9,092.51
3. Supplemental county and municipal aid	\$72,421.72
4. Expenditure restraint incentive program	\$0.00
5. Total Estimated 2025 Payments (sum of Lines 1-4)	\$119,697.85

Payment Information

Your local government will receive two distributions in 2025 :

- July 28, 2025: 15% of Line 1, 2, and 3 and 100% of Line 4 (*shown above*)
- November 17, 2025: balance of your 2025 aid payments

County and Municipal Aid

Under state law, the county and municipal aid paid to each county and municipality must be equal to the amount determined in 2012 (sec. 79.036, Wis. Stats.) and adjusted for fallen protective services insurance reimbursement (sec. 79.036(4), Wis. Stats.).

County and Municipal Aid Calculation	
1. Prior year county and municipal aid	\$37,327.84
2. Increase due to sales tax revenue, including adjustments (<i>district changes</i>)	\$858.54
3. Fallen protective services insurance adjustment	-\$2.76
4. Fallen protective services insurance reimbursement (<i>reported to DOR</i>)	\$0.00
5. Total County and Municipal Aid (sum of Lines 1-4)	\$38,183.62

Utility Aid

- Under state law, utility aid is distributed to each county and municipality where tax-exempt utility property is located (sec. 79.04, Wis. Stats.)
- Utility companies report utility property information to DOR annually
- DOR uses the provided information to accurately calculate utility aid (*shown below*)

Utility Aid Calculation	
1. Net book value, <i>as of December 31, 2024 (including expected additions/retirements)</i>	\$3,030,838.00
2. Total net book value payment	\$9,092.51
3. Minimum payment	\$0.00
4. Megawatt capacity	0.0
5. Megawatt capacity payment	\$0.00
6. Closed/decommissioned production plant (phased down) payment	\$0.00
7. Subtotal (<i>sum of Lines 2, 3, 5 and 6</i>)	\$9,092.51
8. Population cap	\$1,029,350.00
9. Adjusted subtotal (<i>lesser of Line 7 or Line 8</i>)	\$9,092.51
10. Adjacent site incentive payment	\$0.00
11. Baseload incentive payment	\$0.00
12. Co-generation incentive payment	\$0.00
13. Alternative energy incentive payment	\$0.00
14. Total incentive payments (<i>sum of Lines 10 through 13</i>)	\$0.00
15. Spent nuclear fuel payment	\$0.00
16. Total Utility Aid – this is the utility aid payment listed on the front of the estimate (<i>sum of Lines 9, 14 and 15</i>)	\$9,092.51

Supplemental County and Municipal Aid

- Under state law, supplemental county and municipal aid paid to each county and municipality is determined by 2023 Wisconsin Act 12 (sec. 79.037, Wis. Stats.)
- For detailed information, review [county and municipal aid spreadsheet](#)

Supplemental County and Municipal Aid Calculation	
1. Prior year supplemental county and municipal aid	\$70,793.47
2. Increase due to sales tax revenue including adjustments (<i>district changes</i>)	\$1,628.25
3. Total Supplemental County and Municipal Aid (<i>sum of Lines 1 and 2</i>)	\$72,421.72

Expenditure Restraint Incentive Program

- Only municipalities are eligible to receive Expenditure Restraint Incentive Program (ERIP) payments
- Under state law, in 2025, each municipality will receive a payment that is equal to the amount of the payment received by the municipality in 2024 (sec. 79.05(4), Wis. Stats., from 2023 WI Act 12 – notwithstanding subs. (2) and (3))

Contact Information

If you have questions, contact us at lgs@wisconsin.gov, (608) 266-8618 or (608) 261-5167.



State of Wisconsin • DEPARTMENT OF REVENUE

DIVISION OF STATE AND LOCAL FINANCE • BUREAU OF LOCAL GOVERNMENT SERVICES • 2135 RIMROCK RD MADISON, WI 53713

Mailing Address:
PO Box 8971 #6-97
Madison WI 53708-8971
Fax: (608) 264-6887
lgs@wisconsin.gov

September 13, 2024

JUDITH MAY
TOWN OF WOODBORO
8672 OLD HWY K
HARSHAW WI 54529

Notice of Shared Revenue – 2025 Original Estimate

Notice Information

The Wisconsin Department of Revenue (DOR) is providing the **estimated** shared revenue amounts your local government will receive in 2025 under current state law for county and municipal aid, supplemental county and municipal aid, utility aid and the expenditure restraint incentive program. This does not include adjustments, shown on the July and November payment notices.

District	TOWN OF WOODBORO	County	ONEIDA	Co-muni code	43-038
-----------------	------------------	---------------	--------	---------------------	--------

Estimate Information

For an explanation of each aid payment listed below, review the additional information in this notice.

2025 Original Estimate	
1. County and municipal aid	\$10,694.66
2. Utility aid	\$0.00
3. Supplemental county and municipal aid	\$44,666.25
4. Expenditure restraint incentive program	\$0.00
5. Total Estimated 2025 Payments (sum of Lines 1-4)	\$55,360.91

Payment Information

Your local government will receive two distributions in 2025 :

- July 28, 2025: 15% of Line 1, 2, and 3 and 100% of Line 4 (*shown above*)
- November 17, 2025: balance of your 2025 aid payments

County and Municipal Aid

Under state law, the county and municipal aid paid to each county and municipality must be equal to the amount determined in 2012 (sec. 79.036, Wis. Stats.) and adjusted for fallen protective services insurance reimbursement (sec. 79.036(4), Wis. Stats.).

County and Municipal Aid Calculation	
1. Prior year county and municipal aid	\$10,454.97
2. Increase due to sales tax revenue, including adjustments (<i>district changes</i>)	\$240.46
3. Fallen protective services insurance adjustment	-\$0.77
4. Fallen protective services insurance reimbursement (<i>reported to DOR</i>)	\$0.00
5. Total County and Municipal Aid (sum of Lines 1-4)	\$10,694.66

Utility Aid

- Under state law, utility aid is distributed to each county and municipality where tax-exempt utility property is located (sec. 79.04, Wis. Stats.)
- Utility companies report utility property information to DOR annually
- DOR uses the provided information to accurately calculate utility aid (*shown below*)

Utility Aid Calculation	
1. Net book value, <i>as of December 31, 2024 (including expected additions/retirements)</i>	\$0.00
2. Total net book value payment	\$0.00
3. Minimum payment	\$0.00
4. Megawatt capacity	0.0
5. Megawatt capacity payment	\$0.00
6. Closed/decommissioned production plant (phased down) payment	\$0.00
7. Subtotal (<i>sum of Lines 2, 3, 5 and 6</i>)	\$0.00
8. Population cap	\$346,800.00
9. Adjusted subtotal (<i>lesser of Line 7 or Line 8</i>)	\$0.00
10. Adjacent site incentive payment	\$0.00
11. Baseload incentive payment	\$0.00
12. Co-generation incentive payment	\$0.00
13. Alternative energy incentive payment	\$0.00
14. Total incentive payments (<i>sum of Lines 10 through 13</i>)	\$0.00
15. Spent nuclear fuel payment	\$0.00
16. Total Utility Aid – this is the utility aid payment listed on the front of the estimate (<i>sum of Lines 9, 14 and 15</i>)	\$0.00

Supplemental County and Municipal Aid

- Under state law, supplemental county and municipal aid paid to each county and municipality is determined by 2023 Wisconsin Act 12 (sec. 79.037, Wis. Stats.)
- For detailed information, review [county and municipal aid spreadsheet](#)

Supplemental County and Municipal Aid Calculation	
1. Prior year supplemental county and municipal aid	\$43,662.02
2. Increase due to sales tax revenue including adjustments (<i>district changes</i>)	\$1,004.23
3. Total Supplemental County and Municipal Aid (<i>sum of Lines 1 and 2</i>)	\$44,666.25

Expenditure Restraint Incentive Program

- Only municipalities are eligible to receive Expenditure Restraint Incentive Program (ERIP) payments
- Under state law, in 2025, each municipality will receive a payment that is equal to the amount of the payment received by the municipality in 2024 (sec. 79.05(4), Wis. Stats., from 2023 WI Act 12 – notwithstanding subs. (2) and (3))

Contact Information

If you have questions, contact us at lgs@wisconsin.gov, (608) 266-8618 or (608) 261-5167.



State of Wisconsin • DEPARTMENT OF REVENUE

DIVISION OF STATE AND LOCAL FINANCE • BUREAU OF LOCAL GOVERNMENT SERVICES • 2135 RIMROCK RD MADISON, WI 53713

Mailing Address:
PO Box 8971 #6-97
Madison WI 53708-8971
Fax: (608) 264-6887
lgs@wisconsin.gov

September 13, 2024

JULIE HUOTARI
TOWN OF WOODRUFF
PO BOX 560
WOODRUFF WI 54568-0560

Notice of Shared Revenue – 2025 Original Estimate

Notice Information

The Wisconsin Department of Revenue (DOR) is providing the **estimated** shared revenue amounts your local government will receive in 2025 under current state law for county and municipal aid, supplemental county and municipal aid, utility aid and the expenditure restraint incentive program. This does not include adjustments, shown on the July and November payment notices.

District	TOWN OF WOODRUFF	County	ONEIDA	Co-muni code	43-040
-----------------	------------------	---------------	--------	---------------------	--------

Estimate Information

For an explanation of each aid payment listed below, review the additional information in this notice.

2025 Original Estimate	
1. County and municipal aid	\$23,481.01
2. Utility aid	\$11,047.85
3. Supplemental county and municipal aid	\$66,007.09
4. Expenditure restraint incentive program	\$0.00
5. Total Estimated 2025 Payments (sum of Lines 1-4)	\$100,535.95

Payment Information

Your local government will receive two distributions in 2025 :

- July 28, 2025: 15% of Line 1, 2, and 3 and 100% of Line 4 (*shown above*)
- November 17, 2025: balance of your 2025 aid payments

County and Municipal Aid

Under state law, the county and municipal aid paid to each county and municipality must be equal to the amount determined in 2012 (sec. 79.036, Wis. Stats.) and adjusted for fallen protective services insurance reimbursement (sec. 79.036(4), Wis. Stats.).

County and Municipal Aid Calculation	
1. Prior year county and municipal aid	\$22,954.75
2. Increase due to sales tax revenue, including adjustments (<i>district changes</i>)	\$527.96
3. Fallen protective services insurance adjustment	-\$1.70
4. Fallen protective services insurance reimbursement (<i>reported to DOR</i>)	\$0.00
5. Total County and Municipal Aid (sum of Lines 1-4)	\$23,481.01

Utility Aid

- Under state law, utility aid is distributed to each county and municipality where tax-exempt utility property is located (sec. 79.04, Wis. Stats.)
- Utility companies report utility property information to DOR annually
- DOR uses the provided information to accurately calculate utility aid (*shown below*)

Utility Aid Calculation	
1. Net book value, <i>as of December 31, 2024 (including expected additions/retirements)</i>	\$3,682,618.00
2. Total net book value payment	\$11,047.85
3. Minimum payment	\$0.00
4. Megawatt capacity	0.0
5. Megawatt capacity payment	\$0.00
6. Closed/decommissioned production plant (phased down) payment	\$0.00
7. Subtotal (<i>sum of Lines 2, 3, 5 and 6</i>)	\$11,047.85
8. Population cap	\$879,325.00
9. Adjusted subtotal (<i>lesser of Line 7 or Line 8</i>)	\$11,047.85
10. Adjacent site incentive payment	\$0.00
11. Baseload incentive payment	\$0.00
12. Co-generation incentive payment	\$0.00
13. Alternative energy incentive payment	\$0.00
14. Total incentive payments (<i>sum of Lines 10 through 13</i>)	\$0.00
15. Spent nuclear fuel payment	\$0.00
16. Total Utility Aid – this is the utility aid payment listed on the front of the estimate (<i>sum of Lines 9, 14 and 15</i>)	\$11,047.85

Supplemental County and Municipal Aid

- Under state law, supplemental county and municipal aid paid to each county and municipality is determined by 2023 Wisconsin Act 12 (sec. 79.037, Wis. Stats.)
- For detailed information, review [county and municipal aid spreadsheet](#)

Supplemental County and Municipal Aid Calculation	
1. Prior year supplemental county and municipal aid	\$64,523.06
2. Increase due to sales tax revenue including adjustments (<i>district changes</i>)	\$1,484.03
3. Total Supplemental County and Municipal Aid (<i>sum of Lines 1 and 2</i>)	\$66,007.09

Expenditure Restraint Incentive Program

- Only municipalities are eligible to receive Expenditure Restraint Incentive Program (ERIP) payments
- Under state law, in 2025, each municipality will receive a payment that is equal to the amount of the payment received by the municipality in 2024 (sec. 79.05(4), Wis. Stats., from 2023 WI Act 12 – notwithstanding subs. (2) and (3))

Contact Information

If you have questions, contact us at lgs@wisconsin.gov, (608) 266-8618 or (608) 261-5167.



State of Wisconsin • DEPARTMENT OF REVENUE

DIVISION OF STATE AND LOCAL FINANCE • BUREAU OF LOCAL GOVERNMENT SERVICES • 2135 RIMROCK RD MADISON, WI 53713

Mailing Address:
PO Box 8971 #6-97
Madison WI 53708-8971
Fax: (608) 264-6887
lgs@wisconsin.gov

September 13, 2024

AUSTYN ZARDA
CITY OF RHINELANDER
135 S STEVENS ST
RHINELANDER WI 54501-3434

Notice of Shared Revenue – 2025 Original Estimate

Notice Information

The Wisconsin Department of Revenue (DOR) is providing the **estimated** shared revenue amounts your local government will receive in 2025 under current state law for county and municipal aid, supplemental county and municipal aid, utility aid and the expenditure restraint incentive program. This does not include adjustments, shown on the July and November payment notices.

District	CITY OF RHINELANDER	County	ONEIDA	Co-muni code	43-276
-----------------	---------------------	---------------	--------	---------------------	--------

Estimate Information

For an explanation of each aid payment listed below, review the additional information in this notice.

2025 Original Estimate	
1. County and municipal aid	\$923,308.15
2. Utility aid	\$72,033.43
3. Supplemental county and municipal aid	\$254,997.72
4. Expenditure restraint incentive program	\$242,898.93
5. Total Estimated 2025 Payments (sum of Lines 1-4)	\$1,493,238.23

Payment Information

Your local government will receive two distributions in 2025 :

- July 28, 2025: 15% of Line 1, 2, and 3 and 100% of Line 4 (*shown above*)
- November 17, 2025: balance of your 2025 aid payments

County and Municipal Aid

Under state law, the county and municipal aid paid to each county and municipality must be equal to the amount determined in 2012 (sec. 79.036, Wis. Stats.) and adjusted for fallen protective services insurance reimbursement (sec. 79.036(4), Wis. Stats.).

County and Municipal Aid Calculation	
1. Prior year county and municipal aid	\$902,614.72
2. Increase due to sales tax revenue, including adjustments (<i>district changes</i>)	\$20,760.14
3. Fallen protective services insurance adjustment	-\$66.71
4. Fallen protective services insurance reimbursement (<i>reported to DOR</i>)	\$0.00
5. Total County and Municipal Aid (sum of Lines 1-4)	\$923,308.15

Utility Aid

- Under state law, utility aid is distributed to each county and municipality where tax-exempt utility property is located (sec. 79.04, Wis. Stats.)
- Utility companies report utility property information to DOR annually
- DOR uses the provided information to accurately calculate utility aid (*shown below*)

Utility Aid Calculation	
1. Net book value, <i>as of December 31, 2024 (including expected additions/retirements)</i>	\$11,155,571.00
2. Total net book value payment	\$66,933.43
3. Minimum payment	\$0.00
4. Megawatt capacity	1.8
5. Megawatt capacity payment	\$2,400.00
6. Closed/decommissioned production plant (phased down) payment	\$0.00
7. Subtotal (<i>sum of Lines 2, 3, 5 and 6</i>)	\$69,333.43
8. Population cap	\$3,516,025.00
9. Adjusted subtotal (<i>lesser of Line 7 or Line 8</i>)	\$69,333.43
10. Adjacent site incentive payment	\$0.00
11. Baseload incentive payment	\$0.00
12. Co-generation incentive payment	\$0.00
13. Alternative energy incentive payment	\$2,700.00
14. Total incentive payments (<i>sum of Lines 10 through 13</i>)	\$2,700.00
15. Spent nuclear fuel payment	\$0.00
16. Total Utility Aid – this is the utility aid payment listed on the front of the estimate (<i>sum of Lines 9, 14 and 15</i>)	\$72,033.43

Supplemental County and Municipal Aid

- Under state law, supplemental county and municipal aid paid to each county and municipality is determined by 2023 Wisconsin Act 12 (sec. 79.037, Wis. Stats.)
- For detailed information, review [county and municipal aid spreadsheet](#)

Supplemental County and Municipal Aid Calculation	
1. Prior year supplemental county and municipal aid	\$249,264.63
2. Increase due to sales tax revenue including adjustments (<i>district changes</i>)	\$5,733.09
3. Total Supplemental County and Municipal Aid (<i>sum of Lines 1 and 2</i>)	\$254,997.72

Expenditure Restraint Incentive Program

- Only municipalities are eligible to receive Expenditure Restraint Incentive Program (ERIP) payments
- Under state law, in 2025, each municipality will receive a payment that is equal to the amount of the payment received by the municipality in 2024 (sec. 79.05(4), Wis. Stats., from 2023 WI Act 12 – notwithstanding subs. (2) and (3))

Contact Information

If you have questions, contact us at lgs@wisconsin.gov, (608) 266-8618 or (608) 261-5167.



State of Wisconsin • DEPARTMENT OF REVENUE

DIVISION OF STATE AND LOCAL FINANCE • BUREAU OF LOCAL GOVERNMENT SERVICES • 2135 RIMROCK RD MADISON, WI 53713

Mailing Address:
PO Box 8971 #6-97
Madison WI 53708-8971
Fax: (608) 264-6887
lgs@wisconsin.gov

September 13, 2024

TRACY HARTMAN
COUNTY OF ONEIDA
PO BOX 400, 1 S ONEIDA AVE
RHINELANDER WI 54501-0400

Notice of Shared Revenue – 2025 Original Estimate

Notice Information

The Wisconsin Department of Revenue (DOR) is providing the **estimated** shared revenue amounts your local government will receive in 2025 under current state law for county and municipal aid, supplemental county and municipal aid, utility aid and the expenditure restraint incentive program. This does not include adjustments, shown on the July and November payment notices.

District	COUNTY OF ONEIDA	County	ONEIDA	Co-muni code	43-999
-----------------	------------------	---------------	--------	---------------------	--------

Estimate Information

For an explanation of each aid payment listed below, review the additional information in this notice.

2025 Original Estimate	
1. County and municipal aid	\$44,554.34
2. Utility aid	\$155,852.88
3. Supplemental county and municipal aid	\$460,941.83
4. Expenditure restraint incentive program	\$0.00
5. Total Estimated 2025 Payments (sum of Lines 1-4)	\$661,349.05

Payment Information

Your local government will receive two distributions in 2025 :

- July 28, 2025: 15% of Line 1, 2, and 3 and 100% of Line 4 (*shown above*)
- November 17, 2025: balance of your 2025 aid payments

County and Municipal Aid

Under state law, the county and municipal aid paid to each county and municipality must be equal to the amount determined in 2012 (sec. 79.036, Wis. Stats.) and adjusted for fallen protective services insurance reimbursement (sec. 79.036(4), Wis. Stats.).

County and Municipal Aid Calculation	
1. Prior year county and municipal aid	\$43,555.78
2. Increase due to sales tax revenue, including adjustments (<i>district changes</i>)	\$1,001.78
3. Fallen protective services insurance adjustment	-\$3.22
4. Fallen protective services insurance reimbursement (<i>reported to DOR</i>)	\$0.00
5. Total County and Municipal Aid (sum of Lines 1-4)	\$44,554.34

Utility Aid

- Under state law, utility aid is distributed to each county and municipality where tax-exempt utility property is located (sec. 79.04, Wis. Stats.)
- Utility companies report utility property information to DOR annually
- DOR uses the provided information to accurately calculate utility aid (*shown below*)

Utility Aid Calculation	
1. Net book value, <i>as of December 31, 2024 (including expected additions/retirements)</i>	\$29,258,822.00
2. Total net book value payment	\$142,086.21
3. Minimum payment	\$0.00
4. Megawatt capacity	9.2
5. Megawatt capacity payment	\$11,066.67
6. Closed/decommissioned production plant (phased down) payment	\$0.00
7. Subtotal (<i>sum of Lines 2, 3, 5 and 6</i>)	\$153,152.88
8. Population cap	\$4,746,375.00
9. Adjusted subtotal (<i>lesser of Line 7 or Line 8</i>)	\$153,152.88
10. Adjacent site incentive payment	\$0.00
11. Baseload incentive payment	\$0.00
12. Co-generation incentive payment	\$0.00
13. Alternative energy incentive payment	\$2,700.00
14. Total incentive payments (<i>sum of Lines 10 through 13</i>)	\$2,700.00
15. Spent nuclear fuel payment	\$0.00
16. Total Utility Aid – this is the utility aid payment listed on the front of the estimate (<i>sum of Lines 9, 14 and 15</i>)	\$155,852.88

Supplemental County and Municipal Aid

- Under state law, supplemental county and municipal aid paid to each county and municipality is determined by 2023 Wisconsin Act 12 (sec. 79.037, Wis. Stats.)
- For detailed information, review [county and municipal aid spreadsheet](#)

Supplemental County and Municipal Aid Calculation	
1. Prior year supplemental county and municipal aid	\$450,578.52
2. Increase due to sales tax revenue including adjustments (<i>district changes</i>)	\$10,363.31
3. Total Supplemental County and Municipal Aid (<i>sum of Lines 1 and 2</i>)	\$460,941.83

Expenditure Restraint Incentive Program

- Only municipalities are eligible to receive Expenditure Restraint Incentive Program (ERIP) payments
- Under state law, in 2025, each municipality will receive a payment that is equal to the amount of the payment received by the municipality in 2024 (sec. 79.05(4), Wis. Stats., from 2023 WI Act 12 – notwithstanding subs. (2) and (3))

Contact Information

If you have questions, contact us at lgs@wisconsin.gov, (608) 266-8618 or (608) 261-5167.



State of Wisconsin • DEPARTMENT OF REVENUE

DIVISION OF STATE AND LOCAL FINANCE • BUREAU OF LOCAL GOVERNMENT SERVICES • 2135 RIMROCK RD MADISON, WI 53713

Mailing Address:
PO Box 8971 #6-97
Madison WI 53708-8971
Fax: (608) 264-6887
lgs@wisconsin.gov

September 13, 2024

BARBARA CHIZEK
TOWN OF BLACK CREEK
PO BOX 84, N6051 TWELVE CORNER
BLACK CREEK WI 54106-0084

Notice of Shared Revenue – 2025 Original Estimate

Notice Information

The Wisconsin Department of Revenue (DOR) is providing the **estimated** shared revenue amounts your local government will receive in 2025 under current state law for county and municipal aid, supplemental county and municipal aid, utility aid and the expenditure restraint incentive program. This does not include adjustments, shown on the July and November payment notices.

District	TOWN OF BLACK CREEK	County	OUTAGAMIE	Co-muni code	44-002
-----------------	---------------------	---------------	-----------	---------------------	--------

Estimate Information

For an explanation of each aid payment listed below, review the additional information in this notice.

2025 Original Estimate	
1. County and municipal aid	\$33,391.29
2. Utility aid	\$292.47
3. Supplemental county and municipal aid	\$52,310.19
4. Expenditure restraint incentive program	\$0.00
5. Total Estimated 2025 Payments (sum of Lines 1-4)	\$85,993.95

Payment Information

Your local government will receive two distributions in 2025 :

- July 28, 2025: 15% of Line 1, 2, and 3 and 100% of Line 4 (*shown above*)
- November 17, 2025: balance of your 2025 aid payments

County and Municipal Aid

Under state law, the county and municipal aid paid to each county and municipality must be equal to the amount determined in 2012 (sec. 79.036, Wis. Stats.) and adjusted for fallen protective services insurance reimbursement (sec. 79.036(4), Wis. Stats.).

County and Municipal Aid Calculation	
1. Prior year county and municipal aid	\$32,642.91
2. Increase due to sales tax revenue, including adjustments (<i>district changes</i>)	\$750.79
3. Fallen protective services insurance adjustment	-\$2.41
4. Fallen protective services insurance reimbursement (<i>reported to DOR</i>)	\$0.00
5. Total County and Municipal Aid (sum of Lines 1-4)	\$33,391.29

Utility Aid

- Under state law, utility aid is distributed to each county and municipality where tax-exempt utility property is located (sec. 79.04, Wis. Stats.)
- Utility companies report utility property information to DOR annually
- DOR uses the provided information to accurately calculate utility aid (*shown below*)

Utility Aid Calculation	
1. Net book value, <i>as of December 31, 2024 (including expected additions/retirements)</i>	\$97,490.00
2. Total net book value payment	\$292.47
3. Minimum payment	\$0.00
4. Megawatt capacity	0.0
5. Megawatt capacity payment	\$0.00
6. Closed/decommissioned production plant (phased down) payment	\$0.00
7. Subtotal (<i>sum of Lines 2, 3, 5 and 6</i>)	\$292.47
8. Population cap	\$536,775.00
9. Adjusted subtotal (<i>lesser of Line 7 or Line 8</i>)	\$292.47
10. Adjacent site incentive payment	\$0.00
11. Baseload incentive payment	\$0.00
12. Co-generation incentive payment	\$0.00
13. Alternative energy incentive payment	\$0.00
14. Total incentive payments (<i>sum of Lines 10 through 13</i>)	\$0.00
15. Spent nuclear fuel payment	\$0.00
16. Total Utility Aid – this is the utility aid payment listed on the front of the estimate (<i>sum of Lines 9, 14 and 15</i>)	\$292.47

Supplemental County and Municipal Aid

- Under state law, supplemental county and municipal aid paid to each county and municipality is determined by 2023 Wisconsin Act 12 (sec. 79.037, Wis. Stats.)
- For detailed information, review [county and municipal aid spreadsheet](#)

Supplemental County and Municipal Aid Calculation	
1. Prior year supplemental county and municipal aid	\$51,134.11
2. Increase due to sales tax revenue including adjustments (<i>district changes</i>)	\$1,176.08
3. Total Supplemental County and Municipal Aid (<i>sum of Lines 1 and 2</i>)	\$52,310.19

Expenditure Restraint Incentive Program

- Only municipalities are eligible to receive Expenditure Restraint Incentive Program (ERIP) payments
- Under state law, in 2025, each municipality will receive a payment that is equal to the amount of the payment received by the municipality in 2024 (sec. 79.05(4), Wis. Stats., from 2023 WI Act 12 – notwithstanding subs. (2) and (3))

Contact Information

If you have questions, contact us at lgs@wisconsin.gov, (608) 266-8618 or (608) 261-5167.



State of Wisconsin • DEPARTMENT OF REVENUE

DIVISION OF STATE AND LOCAL FINANCE • BUREAU OF LOCAL GOVERNMENT SERVICES • 2135 RIMROCK RD MADISON, WI 53713

Mailing Address:
PO Box 8971 #6-97
Madison WI 53708-8971
Fax: (608) 264-6887
lgs@wisconsin.gov

September 13, 2024

CHARLES PLUGER
TOWN OF BOVINA
N5289 REXFORD RD
SHIOCTON WI 54170-9022

Notice of Shared Revenue – 2025 Original Estimate

Notice Information

The Wisconsin Department of Revenue (DOR) is providing the **estimated** shared revenue amounts your local government will receive in 2025 under current state law for county and municipal aid, supplemental county and municipal aid, utility aid and the expenditure restraint incentive program. This does not include adjustments, shown on the July and November payment notices.

District	TOWN OF BOVINA	County	OUTAGAMIE	Co-muni code	44-004
-----------------	----------------	---------------	-----------	---------------------	--------

Estimate Information

For an explanation of each aid payment listed below, review the additional information in this notice.

2025 Original Estimate	
1. County and municipal aid	\$32,409.25
2. Utility aid	\$0.00
3. Supplemental county and municipal aid	\$50,936.32
4. Expenditure restraint incentive program	\$0.00
5. Total Estimated 2025 Payments (sum of Lines 1-4)	\$83,345.57

Payment Information

Your local government will receive two distributions in 2025 :

- July 28, 2025: 15% of Line 1, 2, and 3 and 100% of Line 4 (*shown above*)
- November 17, 2025: balance of your 2025 aid payments

County and Municipal Aid

Under state law, the county and municipal aid paid to each county and municipality must be equal to the amount determined in 2012 (sec. 79.036, Wis. Stats.) and adjusted for fallen protective services insurance reimbursement (sec. 79.036(4), Wis. Stats.).

County and Municipal Aid Calculation	
1. Prior year county and municipal aid	\$31,682.88
2. Increase due to sales tax revenue, including adjustments (<i>district changes</i>)	\$728.71
3. Fallen protective services insurance adjustment	-\$2.34
4. Fallen protective services insurance reimbursement (<i>reported to DOR</i>)	\$0.00
5. Total County and Municipal Aid (sum of Lines 1-4)	\$32,409.25

Utility Aid

- Under state law, utility aid is distributed to each county and municipality where tax-exempt utility property is located (sec. 79.04, Wis. Stats.)
- Utility companies report utility property information to DOR annually
- DOR uses the provided information to accurately calculate utility aid (*shown below*)

Utility Aid Calculation	
1. Net book value, <i>as of December 31, 2024 (including expected additions/retirements)</i>	\$0.00
2. Total net book value payment	\$0.00
3. Minimum payment	\$0.00
4. Megawatt capacity	0.0
5. Megawatt capacity payment	\$0.00
6. Closed/decommissioned production plant (phased down) payment	\$0.00
7. Subtotal (<i>sum of Lines 2, 3, 5 and 6</i>)	\$0.00
8. Population cap	\$511,700.00
9. Adjusted subtotal (<i>lesser of Line 7 or Line 8</i>)	\$0.00
10. Adjacent site incentive payment	\$0.00
11. Baseload incentive payment	\$0.00
12. Co-generation incentive payment	\$0.00
13. Alternative energy incentive payment	\$0.00
14. Total incentive payments (<i>sum of Lines 10 through 13</i>)	\$0.00
15. Spent nuclear fuel payment	\$0.00
16. Total Utility Aid – this is the utility aid payment listed on the front of the estimate (<i>sum of Lines 9, 14 and 15</i>)	\$0.00

Supplemental County and Municipal Aid

- Under state law, supplemental county and municipal aid paid to each county and municipality is determined by 2023 Wisconsin Act 12 (sec. 79.037, Wis. Stats.)
- For detailed information, review [county and municipal aid spreadsheet](#)

Supplemental County and Municipal Aid Calculation	
1. Prior year supplemental county and municipal aid	\$49,791.12
2. Increase due to sales tax revenue including adjustments (<i>district changes</i>)	\$1,145.20
3. Total Supplemental County and Municipal Aid (<i>sum of Lines 1 and 2</i>)	\$50,936.32

Expenditure Restraint Incentive Program

- Only municipalities are eligible to receive Expenditure Restraint Incentive Program (ERIP) payments
- Under state law, in 2025, each municipality will receive a payment that is equal to the amount of the payment received by the municipality in 2024 (sec. 79.05(4), Wis. Stats., from 2023 WI Act 12 – notwithstanding subs. (2) and (3))

Contact Information

If you have questions, contact us at lgs@wisconsin.gov, (608) 266-8618 or (608) 261-5167.



State of Wisconsin • DEPARTMENT OF REVENUE

DIVISION OF STATE AND LOCAL FINANCE • BUREAU OF LOCAL GOVERNMENT SERVICES • 2135 RIMROCK RD MADISON, WI 53713

Mailing Address:
PO Box 8971 #6-97
Madison WI 53708-8971
Fax: (608) 264-6887
lgs@wisconsin.gov

September 13, 2024

CYNTHIA SIERACKI
TOWN OF BUCHANAN
N178 COUNTY ROAD N
APPLETON WI 54915

Notice of Shared Revenue – 2025 Original Estimate

Notice Information

The Wisconsin Department of Revenue (DOR) is providing the **estimated** shared revenue amounts your local government will receive in 2025 under current state law for county and municipal aid, supplemental county and municipal aid, utility aid and the expenditure restraint incentive program. This does not include adjustments, shown on the July and November payment notices.

District	TOWN OF BUCHANAN	County	OUTAGAMIE	Co-muni code	44-006
-----------------	------------------	---------------	-----------	---------------------	--------

Estimate Information

For an explanation of each aid payment listed below, review the additional information in this notice.

2025 Original Estimate	
1. County and municipal aid	\$57,838.50
2. Utility aid	\$0.00
3. Supplemental county and municipal aid	\$185,595.21
4. Expenditure restraint incentive program	\$0.00
5. Total Estimated 2025 Payments (sum of Lines 1-4)	\$243,433.71

Payment Information

Your local government will receive two distributions in 2025 :

- July 28, 2025: 15% of Line 1, 2, and 3 and 100% of Line 4 (*shown above*)
- November 17, 2025: balance of your 2025 aid payments

County and Municipal Aid

Under state law, the county and municipal aid paid to each county and municipality must be equal to the amount determined in 2012 (sec. 79.036, Wis. Stats.) and adjusted for fallen protective services insurance reimbursement (sec. 79.036(4), Wis. Stats.).

County and Municipal Aid Calculation	
1. Prior year county and municipal aid	\$56,542.21
2. Increase due to sales tax revenue, including adjustments (<i>district changes</i>)	\$1,300.47
3. Fallen protective services insurance adjustment	-\$4.18
4. Fallen protective services insurance reimbursement (<i>reported to DOR</i>)	\$0.00
5. Total County and Municipal Aid (sum of Lines 1-4)	\$57,838.50

Utility Aid

- Under state law, utility aid is distributed to each county and municipality where tax-exempt utility property is located (sec. 79.04, Wis. Stats.)
- Utility companies report utility property information to DOR annually
- DOR uses the provided information to accurately calculate utility aid (*shown below*)

Utility Aid Calculation	
1. Net book value, <i>as of December 31, 2024 (including expected additions/retirements)</i>	\$0.00
2. Total net book value payment	\$0.00
3. Minimum payment	\$0.00
4. Megawatt capacity	0.0
5. Megawatt capacity payment	\$0.00
6. Closed/decommissioned production plant (phased down) payment	\$0.00
7. Subtotal (<i>sum of Lines 2, 3, 5 and 6</i>)	\$0.00
8. Population cap	\$2,902,750.00
9. Adjusted subtotal (<i>lesser of Line 7 or Line 8</i>)	\$0.00
10. Adjacent site incentive payment	\$0.00
11. Baseload incentive payment	\$0.00
12. Co-generation incentive payment	\$0.00
13. Alternative energy incentive payment	\$0.00
14. Total incentive payments (<i>sum of Lines 10 through 13</i>)	\$0.00
15. Spent nuclear fuel payment	\$0.00
16. Total Utility Aid – this is the utility aid payment listed on the front of the estimate (<i>sum of Lines 9, 14 and 15</i>)	\$0.00

Supplemental County and Municipal Aid

- Under state law, supplemental county and municipal aid paid to each county and municipality is determined by 2023 Wisconsin Act 12 (sec. 79.037, Wis. Stats.)
- For detailed information, review [county and municipal aid spreadsheet](#)

Supplemental County and Municipal Aid Calculation	
1. Prior year supplemental county and municipal aid	\$181,422.49
2. Increase due to sales tax revenue including adjustments (<i>district changes</i>)	\$4,172.72
3. Total Supplemental County and Municipal Aid (<i>sum of Lines 1 and 2</i>)	\$185,595.21

Expenditure Restraint Incentive Program

- Only municipalities are eligible to receive Expenditure Restraint Incentive Program (ERIP) payments
- Under state law, in 2025, each municipality will receive a payment that is equal to the amount of the payment received by the municipality in 2024 (sec. 79.05(4), Wis. Stats., from 2023 WI Act 12 – notwithstanding subs. (2) and (3))

Contact Information

If you have questions, contact us at lgs@wisconsin.gov, (608) 266-8618 or (608) 261-5167.



State of Wisconsin • DEPARTMENT OF REVENUE

DIVISION OF STATE AND LOCAL FINANCE • BUREAU OF LOCAL GOVERNMENT SERVICES • 2135 RIMROCK RD MADISON, WI 53713

Mailing Address:
PO Box 8971 #6-97
Madison WI 53708-8971
Fax: (608) 264-6887
lgs@wisconsin.gov

September 13, 2024

AMY OLSON
TOWN OF CENTER
N3990 STATE ROAD 47
APPLETON WI 54913-8484

Notice of Shared Revenue – 2025 Original Estimate

Notice Information

The Wisconsin Department of Revenue (DOR) is providing the **estimated** shared revenue amounts your local government will receive in 2025 under current state law for county and municipal aid, supplemental county and municipal aid, utility aid and the expenditure restraint incentive program. This does not include adjustments, shown on the July and November payment notices.

District	TOWN OF CENTER	County	OUTAGAMIE	Co-muni code	44-008
-----------------	----------------	---------------	-----------	---------------------	--------

Estimate Information

For an explanation of each aid payment listed below, review the additional information in this notice.

2025 Original Estimate	
1. County and municipal aid	\$40,033.95
2. Utility aid	\$9,113.85
3. Supplemental county and municipal aid	\$93,753.55
4. Expenditure restraint incentive program	\$0.00
5. Total Estimated 2025 Payments (sum of Lines 1-4)	\$142,901.35

Payment Information

Your local government will receive two distributions in 2025 :

- July 28, 2025: 15% of Line 1, 2, and 3 and 100% of Line 4 (*shown above*)
- November 17, 2025: balance of your 2025 aid payments

County and Municipal Aid

Under state law, the county and municipal aid paid to each county and municipality must be equal to the amount determined in 2012 (sec. 79.036, Wis. Stats.) and adjusted for fallen protective services insurance reimbursement (sec. 79.036(4), Wis. Stats.).

County and Municipal Aid Calculation	
1. Prior year county and municipal aid	\$39,136.70
2. Increase due to sales tax revenue, including adjustments (<i>district changes</i>)	\$900.14
3. Fallen protective services insurance adjustment	-\$2.89
4. Fallen protective services insurance reimbursement (<i>reported to DOR</i>)	\$0.00
5. Total County and Municipal Aid (sum of Lines 1-4)	\$40,033.95

Utility Aid

- Under state law, utility aid is distributed to each county and municipality where tax-exempt utility property is located (sec. 79.04, Wis. Stats.)
- Utility companies report utility property information to DOR annually
- DOR uses the provided information to accurately calculate utility aid (*shown below*)

Utility Aid Calculation	
1. Net book value, <i>as of December 31, 2024 (including expected additions/retirements)</i>	\$3,037,949.00
2. Total net book value payment	\$9,113.85
3. Minimum payment	\$0.00
4. Megawatt capacity	0.0
5. Megawatt capacity payment	\$0.00
6. Closed/decommissioned production plant (phased down) payment	\$0.00
7. Subtotal (<i>sum of Lines 2, 3, 5 and 6</i>)	\$9,113.85
8. Population cap	\$1,569,100.00
9. Adjusted subtotal (<i>lesser of Line 7 or Line 8</i>)	\$9,113.85
10. Adjacent site incentive payment	\$0.00
11. Baseload incentive payment	\$0.00
12. Co-generation incentive payment	\$0.00
13. Alternative energy incentive payment	\$0.00
14. Total incentive payments (<i>sum of Lines 10 through 13</i>)	\$0.00
15. Spent nuclear fuel payment	\$0.00
16. Total Utility Aid – this is the utility aid payment listed on the front of the estimate (<i>sum of Lines 9, 14 and 15</i>)	\$9,113.85

Supplemental County and Municipal Aid

- Under state law, supplemental county and municipal aid paid to each county and municipality is determined by 2023 Wisconsin Act 12 (sec. 79.037, Wis. Stats.)
- For detailed information, review [county and municipal aid spreadsheet](#)

Supplemental County and Municipal Aid Calculation	
1. Prior year supplemental county and municipal aid	\$91,645.70
2. Increase due to sales tax revenue including adjustments (<i>district changes</i>)	\$2,107.85
3. Total Supplemental County and Municipal Aid (<i>sum of Lines 1 and 2</i>)	\$93,753.55

Expenditure Restraint Incentive Program

- Only municipalities are eligible to receive Expenditure Restraint Incentive Program (ERIP) payments
- Under state law, in 2025, each municipality will receive a payment that is equal to the amount of the payment received by the municipality in 2024 (sec. 79.05(4), Wis. Stats., from 2023 WI Act 12 – notwithstanding subs. (2) and (3))

Contact Information

If you have questions, contact us at lgs@wisconsin.gov, (608) 266-8618 or (608) 261-5167.



State of Wisconsin • DEPARTMENT OF REVENUE

DIVISION OF STATE AND LOCAL FINANCE • BUREAU OF LOCAL GOVERNMENT SERVICES • 2135 RIMROCK RD MADISON, WI 53713

Mailing Address:
PO Box 8971 #6-97
Madison WI 53708-8971
Fax: (608) 264-6887
lgs@wisconsin.gov

September 13, 2024

LORI KLEVES AHL
TOWN OF CICERO
W5402 BRUGGER ROAD
BLACK CREEK WI 54106

Notice of Shared Revenue – 2025 Original Estimate

Notice Information

The Wisconsin Department of Revenue (DOR) is providing the **estimated** shared revenue amounts your local government will receive in 2025 under current state law for county and municipal aid, supplemental county and municipal aid, utility aid and the expenditure restraint incentive program. This does not include adjustments, shown on the July and November payment notices.

District	TOWN OF CICERO	County	OUTAGAMIE	Co-muni code	44-010
-----------------	----------------	---------------	-----------	---------------------	--------

Estimate Information

For an explanation of each aid payment listed below, review the additional information in this notice.

2025 Original Estimate	
1. County and municipal aid	\$60,225.66
2. Utility aid	\$0.00
3. Supplemental county and municipal aid	\$48,256.85
4. Expenditure restraint incentive program	\$0.00
5. Total Estimated 2025 Payments (sum of Lines 1-4)	\$108,482.51

Payment Information

Your local government will receive two distributions in 2025 :

- July 28, 2025: 15% of Line 1, 2, and 3 and 100% of Line 4 (*shown above*)
- November 17, 2025: balance of your 2025 aid payments

County and Municipal Aid

Under state law, the county and municipal aid paid to each county and municipality must be equal to the amount determined in 2012 (sec. 79.036, Wis. Stats.) and adjusted for fallen protective services insurance reimbursement (sec. 79.036(4), Wis. Stats.).

County and Municipal Aid Calculation	
1. Prior year county and municipal aid	\$58,875.87
2. Increase due to sales tax revenue, including adjustments (<i>district changes</i>)	\$1,354.14
3. Fallen protective services insurance adjustment	-\$4.35
4. Fallen protective services insurance reimbursement (<i>reported to DOR</i>)	\$0.00
5. Total County and Municipal Aid (sum of Lines 1-4)	\$60,225.66

Utility Aid

- Under state law, utility aid is distributed to each county and municipality where tax-exempt utility property is located (sec. 79.04, Wis. Stats.)
- Utility companies report utility property information to DOR annually
- DOR uses the provided information to accurately calculate utility aid (*shown below*)

Utility Aid Calculation	
1. Net book value, <i>as of December 31, 2024 (including expected additions/retirements)</i>	\$0.00
2. Total net book value payment	\$0.00
3. Minimum payment	\$0.00
4. Megawatt capacity	0.0
5. Megawatt capacity payment	\$0.00
6. Closed/decommissioned production plant (phased down) payment	\$0.00
7. Subtotal (<i>sum of Lines 2, 3, 5 and 6</i>)	\$0.00
8. Population cap	\$431,800.00
9. Adjusted subtotal (<i>lesser of Line 7 or Line 8</i>)	\$0.00
10. Adjacent site incentive payment	\$0.00
11. Baseload incentive payment	\$0.00
12. Co-generation incentive payment	\$0.00
13. Alternative energy incentive payment	\$0.00
14. Total incentive payments (<i>sum of Lines 10 through 13</i>)	\$0.00
15. Spent nuclear fuel payment	\$0.00
16. Total Utility Aid – this is the utility aid payment listed on the front of the estimate (<i>sum of Lines 9, 14 and 15</i>)	\$0.00

Supplemental County and Municipal Aid

- Under state law, supplemental county and municipal aid paid to each county and municipality is determined by 2023 Wisconsin Act 12 (sec. 79.037, Wis. Stats.)
- For detailed information, review [county and municipal aid spreadsheet](#)

Supplemental County and Municipal Aid Calculation	
1. Prior year supplemental county and municipal aid	\$47,171.90
2. Increase due to sales tax revenue including adjustments (<i>district changes</i>)	\$1,084.95
3. Total Supplemental County and Municipal Aid (<i>sum of Lines 1 and 2</i>)	\$48,256.85

Expenditure Restraint Incentive Program

- Only municipalities are eligible to receive Expenditure Restraint Incentive Program (ERIP) payments
- Under state law, in 2025, each municipality will receive a payment that is equal to the amount of the payment received by the municipality in 2024 (sec. 79.05(4), Wis. Stats., from 2023 WI Act 12 – notwithstanding subs. (2) and (3))

Contact Information

If you have questions, contact us at lgs@wisconsin.gov, (608) 266-8618 or (608) 261-5167.



State of Wisconsin • DEPARTMENT OF REVENUE

DIVISION OF STATE AND LOCAL FINANCE • BUREAU OF LOCAL GOVERNMENT SERVICES • 2135 RIMROCK RD MADISON, WI 53713

Mailing Address:
PO Box 8971 #6-97
Madison WI 53708-8971
Fax: (608) 264-6887
lgs@wisconsin.gov

September 13, 2024

JENNY HUNT
TOWN OF DALE
PO BOX 83
DALE WI 54931-0083

Notice of Shared Revenue – 2025 Original Estimate

Notice Information

The Wisconsin Department of Revenue (DOR) is providing the **estimated** shared revenue amounts your local government will receive in 2025 under current state law for county and municipal aid, supplemental county and municipal aid, utility aid and the expenditure restraint incentive program. This does not include adjustments, shown on the July and November payment notices.

District	TOWN OF DALE	County	OUTAGAMIE	Co-muni code	44-012
-----------------	--------------	---------------	-----------	---------------------	--------

Estimate Information

For an explanation of each aid payment listed below, review the additional information in this notice.

2025 Original Estimate	
1. County and municipal aid	\$48,886.23
2. Utility aid	\$282.44
3. Supplemental county and municipal aid	\$80,461.48
4. Expenditure restraint incentive program	\$0.00
5. Total Estimated 2025 Payments (sum of Lines 1-4)	\$129,630.15

Payment Information

Your local government will receive two distributions in 2025 :

- July 28, 2025: 15% of Line 1, 2, and 3 and 100% of Line 4 (*shown above*)
- November 17, 2025: balance of your 2025 aid payments

County and Municipal Aid

Under state law, the county and municipal aid paid to each county and municipality must be equal to the amount determined in 2012 (sec. 79.036, Wis. Stats.) and adjusted for fallen protective services insurance reimbursement (sec. 79.036(4), Wis. Stats.).

County and Municipal Aid Calculation	
1. Prior year county and municipal aid	\$47,790.58
2. Increase due to sales tax revenue, including adjustments (<i>district changes</i>)	\$1,099.18
3. Fallen protective services insurance adjustment	-\$3.53
4. Fallen protective services insurance reimbursement (<i>reported to DOR</i>)	\$0.00
5. Total County and Municipal Aid (sum of Lines 1-4)	\$48,886.23

Utility Aid

- Under state law, utility aid is distributed to each county and municipality where tax-exempt utility property is located (sec. 79.04, Wis. Stats.)
- Utility companies report utility property information to DOR annually
- DOR uses the provided information to accurately calculate utility aid (*shown below*)

Utility Aid Calculation	
1. Net book value, <i>as of December 31, 2024 (including expected additions/retirements)</i>	\$94,145.00
2. Total net book value payment	\$282.44
3. Minimum payment	\$0.00
4. Megawatt capacity	0.0
5. Megawatt capacity payment	\$0.00
6. Closed/decommissioned production plant (phased down) payment	\$0.00
7. Subtotal (<i>sum of Lines 2, 3, 5 and 6</i>)	\$282.44
8. Population cap	\$1,246,100.00
9. Adjusted subtotal (<i>lesser of Line 7 or Line 8</i>)	\$282.44
10. Adjacent site incentive payment	\$0.00
11. Baseload incentive payment	\$0.00
12. Co-generation incentive payment	\$0.00
13. Alternative energy incentive payment	\$0.00
14. Total incentive payments (<i>sum of Lines 10 through 13</i>)	\$0.00
15. Spent nuclear fuel payment	\$0.00
16. Total Utility Aid – this is the utility aid payment listed on the front of the estimate (<i>sum of Lines 9, 14 and 15</i>)	\$282.44

Supplemental County and Municipal Aid

- Under state law, supplemental county and municipal aid paid to each county and municipality is determined by 2023 Wisconsin Act 12 (sec. 79.037, Wis. Stats.)
- For detailed information, review [county and municipal aid spreadsheet](#)

Supplemental County and Municipal Aid Calculation	
1. Prior year supplemental county and municipal aid	\$78,652.47
2. Increase due to sales tax revenue including adjustments (<i>district changes</i>)	\$1,809.01
3. Total Supplemental County and Municipal Aid (<i>sum of Lines 1 and 2</i>)	\$80,461.48

Expenditure Restraint Incentive Program

- Only municipalities are eligible to receive Expenditure Restraint Incentive Program (ERIP) payments
- Under state law, in 2025, each municipality will receive a payment that is equal to the amount of the payment received by the municipality in 2024 (sec. 79.05(4), Wis. Stats., from 2023 WI Act 12 – notwithstanding subs. (2) and (3))

Contact Information

If you have questions, contact us at lgs@wisconsin.gov, (608) 266-8618 or (608) 261-5167.



State of Wisconsin • DEPARTMENT OF REVENUE

DIVISION OF STATE AND LOCAL FINANCE • BUREAU OF LOCAL GOVERNMENT SERVICES • 2135 RIMROCK RD MADISON, WI 53713

Mailing Address:
PO Box 8971 #6-97
Madison WI 53708-8971
Fax: (608) 264-6887
lgs@wisconsin.gov

September 13, 2024

CRAIG SORENSON
TOWN OF DEER CREEK
W9698 COUNTY RD F
BEAR CREEK WI 54922

Notice of Shared Revenue – 2025 Original Estimate

Notice Information

The Wisconsin Department of Revenue (DOR) is providing the **estimated** shared revenue amounts your local government will receive in 2025 under current state law for county and municipal aid, supplemental county and municipal aid, utility aid and the expenditure restraint incentive program. This does not include adjustments, shown on the July and November payment notices.

District	TOWN OF DEER CREEK	County	OUTAGAMIE	Co-muni code	44-014
-----------------	--------------------	---------------	-----------	---------------------	--------

Estimate Information

For an explanation of each aid payment listed below, review the additional information in this notice.

2025 Original Estimate	
1. County and municipal aid	\$58,546.70
2. Utility aid	\$0.00
3. Supplemental county and municipal aid	\$41,521.53
4. Expenditure restraint incentive program	\$0.00
5. Total Estimated 2025 Payments (sum of Lines 1-4)	\$100,068.23

Payment Information

Your local government will receive two distributions in 2025 :

- July 28, 2025: 15% of Line 1, 2, and 3 and 100% of Line 4 (*shown above*)
- November 17, 2025: balance of your 2025 aid payments

County and Municipal Aid

Under state law, the county and municipal aid paid to each county and municipality must be equal to the amount determined in 2012 (sec. 79.036, Wis. Stats.) and adjusted for fallen protective services insurance reimbursement (sec. 79.036(4), Wis. Stats.).

County and Municipal Aid Calculation	
1. Prior year county and municipal aid	\$57,234.54
2. Increase due to sales tax revenue, including adjustments (<i>district changes</i>)	\$1,316.39
3. Fallen protective services insurance adjustment	-\$4.23
4. Fallen protective services insurance reimbursement (<i>reported to DOR</i>)	\$0.00
5. Total County and Municipal Aid (sum of Lines 1-4)	\$58,546.70

Utility Aid

- Under state law, utility aid is distributed to each county and municipality where tax-exempt utility property is located (sec. 79.04, Wis. Stats.)
- Utility companies report utility property information to DOR annually
- DOR uses the provided information to accurately calculate utility aid (*shown below*)

Utility Aid Calculation	
1. Net book value, <i>as of December 31, 2024 (including expected additions/retirements)</i>	\$0.00
2. Total net book value payment	\$0.00
3. Minimum payment	\$0.00
4. Megawatt capacity	0.0
5. Megawatt capacity payment	\$0.00
6. Closed/decommissioned production plant (phased down) payment	\$0.00
7. Subtotal (<i>sum of Lines 2, 3, 5 and 6</i>)	\$0.00
8. Population cap	\$263,925.00
9. Adjusted subtotal (<i>lesser of Line 7 or Line 8</i>)	\$0.00
10. Adjacent site incentive payment	\$0.00
11. Baseload incentive payment	\$0.00
12. Co-generation incentive payment	\$0.00
13. Alternative energy incentive payment	\$0.00
14. Total incentive payments (<i>sum of Lines 10 through 13</i>)	\$0.00
15. Spent nuclear fuel payment	\$0.00
16. Total Utility Aid – this is the utility aid payment listed on the front of the estimate (<i>sum of Lines 9, 14 and 15</i>)	\$0.00

Supplemental County and Municipal Aid

- Under state law, supplemental county and municipal aid paid to each county and municipality is determined by 2023 Wisconsin Act 12 (sec. 79.037, Wis. Stats.)
- For detailed information, review [county and municipal aid spreadsheet](#)

Supplemental County and Municipal Aid Calculation	
1. Prior year supplemental county and municipal aid	\$40,588.01
2. Increase due to sales tax revenue including adjustments (<i>district changes</i>)	\$933.52
3. Total Supplemental County and Municipal Aid (<i>sum of Lines 1 and 2</i>)	\$41,521.53

Expenditure Restraint Incentive Program

- Only municipalities are eligible to receive Expenditure Restraint Incentive Program (ERIP) payments
- Under state law, in 2025, each municipality will receive a payment that is equal to the amount of the payment received by the municipality in 2024 (sec. 79.05(4), Wis. Stats., from 2023 WI Act 12 – notwithstanding subs. (2) and (3))

Contact Information

If you have questions, contact us at lgs@wisconsin.gov, (608) 266-8618 or (608) 261-5167.



State of Wisconsin • DEPARTMENT OF REVENUE

DIVISION OF STATE AND LOCAL FINANCE • BUREAU OF LOCAL GOVERNMENT SERVICES • 2135 RIMROCK RD MADISON, WI 53713

Mailing Address:
PO Box 8971 #6-97
Madison WI 53708-8971
Fax: (608) 264-6887
lgs@wisconsin.gov

September 13, 2024

RACHAEL YOGERST
TOWN OF ELLINGTON
N3802 STATE RD 76
HORTONVILLE WI 54944-8323

Notice of Shared Revenue – 2025 Original Estimate

Notice Information

The Wisconsin Department of Revenue (DOR) is providing the **estimated** shared revenue amounts your local government will receive in 2025 under current state law for county and municipal aid, supplemental county and municipal aid, utility aid and the expenditure restraint incentive program. This does not include adjustments, shown on the July and November payment notices.

District	TOWN OF ELLINGTON	County	OUTAGAMIE	Co-muni code	44-016
-----------------	-------------------	---------------	-----------	---------------------	--------

Estimate Information

For an explanation of each aid payment listed below, review the additional information in this notice.

2025 Original Estimate	
1. County and municipal aid	\$59,411.84
2. Utility aid	\$10,929.74
3. Supplemental county and municipal aid	\$86,492.48
4. Expenditure restraint incentive program	\$0.00
5. Total Estimated 2025 Payments (sum of Lines 1-4)	\$156,834.06

Payment Information

Your local government will receive two distributions in 2025 :

- July 28, 2025: 15% of Line 1, 2, and 3 and 100% of Line 4 (*shown above*)
- November 17, 2025: balance of your 2025 aid payments

County and Municipal Aid

Under state law, the county and municipal aid paid to each county and municipality must be equal to the amount determined in 2012 (sec. 79.036, Wis. Stats.) and adjusted for fallen protective services insurance reimbursement (sec. 79.036(4), Wis. Stats.).

County and Municipal Aid Calculation	
1. Prior year county and municipal aid	\$58,080.28
2. Increase due to sales tax revenue, including adjustments (<i>district changes</i>)	\$1,335.85
3. Fallen protective services insurance adjustment	-\$4.29
4. Fallen protective services insurance reimbursement (<i>reported to DOR</i>)	\$0.00
5. Total County and Municipal Aid (sum of Lines 1-4)	\$59,411.84

Utility Aid

- Under state law, utility aid is distributed to each county and municipality where tax-exempt utility property is located (sec. 79.04, Wis. Stats.)
- Utility companies report utility property information to DOR annually
- DOR uses the provided information to accurately calculate utility aid (*shown below*)

Utility Aid Calculation	
1. Net book value, as of December 31, 2024 (including expected additions/retirements)	\$3,643,248.00
2. Total net book value payment	\$10,929.74
3. Minimum payment	\$0.00
4. Megawatt capacity	0.0
5. Megawatt capacity payment	\$0.00
6. Closed/decommissioned production plant (phased down) payment	\$0.00
7. Subtotal (sum of Lines 2, 3, 5 and 6)	\$10,929.74
8. Population cap	\$1,422,050.00
9. Adjusted subtotal (lesser of Line 7 or Line 8)	\$10,929.74
10. Adjacent site incentive payment	\$0.00
11. Baseload incentive payment	\$0.00
12. Co-generation incentive payment	\$0.00
13. Alternative energy incentive payment	\$0.00
14. Total incentive payments (sum of Lines 10 through 13)	\$0.00
15. Spent nuclear fuel payment	\$0.00
16. Total Utility Aid – this is the utility aid payment listed on the front of the estimate (sum of Lines 9, 14 and 15)	\$10,929.74

Supplemental County and Municipal Aid

- Under state law, supplemental county and municipal aid paid to each county and municipality is determined by 2023 Wisconsin Act 12 (sec. 79.037, Wis. Stats.)
- For detailed information, review [county and municipal aid spreadsheet](#)

Supplemental County and Municipal Aid Calculation	
1. Prior year supplemental county and municipal aid	\$84,547.88
2. Increase due to sales tax revenue including adjustments (district changes)	\$1,944.60
3. Total Supplemental County and Municipal Aid (sum of Lines 1 and 2)	\$86,492.48

Expenditure Restraint Incentive Program

- Only municipalities are eligible to receive Expenditure Restraint Incentive Program (ERIP) payments
- Under state law, in 2025, each municipality will receive a payment that is equal to the amount of the payment received by the municipality in 2024 (sec. 79.05(4), Wis. Stats., from 2023 WI Act 12 – notwithstanding subs. (2) and (3))

Contact Information

If you have questions, contact us at lgs@wisconsin.gov, (608) 266-8618 or (608) 261-5167.



State of Wisconsin • DEPARTMENT OF REVENUE

DIVISION OF STATE AND LOCAL FINANCE • BUREAU OF LOCAL GOVERNMENT SERVICES • 2135 RIMROCK RD MADISON, WI 53713

Mailing Address:
PO Box 8971 #6-97
Madison WI 53708-8971
Fax: (608) 264-6887
lgs@wisconsin.gov

September 13, 2024

DANA MCHUGH
TOWN OF FREEDOM
PO BOX 1007, W2004 COUNTY RD S
FREEDOM WI 54131

Notice of Shared Revenue – 2025 Original Estimate

Notice Information

The Wisconsin Department of Revenue (DOR) is providing the **estimated** shared revenue amounts your local government will receive in 2025 under current state law for county and municipal aid, supplemental county and municipal aid, utility aid and the expenditure restraint incentive program. This does not include adjustments, shown on the July and November payment notices.

District	TOWN OF FREEDOM	County	OUTAGAMIE	Co-muni code	44-018
-----------------	-----------------	---------------	-----------	---------------------	--------

Estimate Information

For an explanation of each aid payment listed below, review the additional information in this notice.

2025 Original Estimate	
1. County and municipal aid	\$129,951.19
2. Utility aid	\$152,695.91
3. Supplemental county and municipal aid	\$170,811.46
4. Expenditure restraint incentive program	\$0.00
5. Total Estimated 2025 Payments (sum of Lines 1-4)	\$453,458.56

Payment Information

Your local government will receive two distributions in 2025 :

- July 28, 2025: 15% of Line 1, 2, and 3 and 100% of Line 4 (*shown above*)
- November 17, 2025: balance of your 2025 aid payments

County and Municipal Aid

Under state law, the county and municipal aid paid to each county and municipality must be equal to the amount determined in 2012 (sec. 79.036, Wis. Stats.) and adjusted for fallen protective services insurance reimbursement (sec. 79.036(4), Wis. Stats.).

County and Municipal Aid Calculation	
1. Prior year county and municipal aid	\$127,038.69
2. Increase due to sales tax revenue, including adjustments (<i>district changes</i>)	\$2,921.89
3. Fallen protective services insurance adjustment	-\$9.39
4. Fallen protective services insurance reimbursement (<i>reported to DOR</i>)	\$0.00
5. Total County and Municipal Aid (sum of Lines 1-4)	\$129,951.19

Utility Aid

- Under state law, utility aid is distributed to each county and municipality where tax-exempt utility property is located (sec. 79.04, Wis. Stats.)
- Utility companies report utility property information to DOR annually
- DOR uses the provided information to accurately calculate utility aid (*shown below*)

Utility Aid Calculation	
1. Net book value, <i>as of December 31, 2024 (including expected additions/retirements)</i>	\$50,898,638.00
2. Total net book value payment	\$152,695.91
3. Minimum payment	\$0.00
4. Megawatt capacity	0.0
5. Megawatt capacity payment	\$0.00
6. Closed/decommissioned production plant (phased down) payment	\$0.00
7. Subtotal (<i>sum of Lines 2, 3, 5 and 6</i>)	\$152,695.91
8. Population cap	\$2,694,500.00
9. Adjusted subtotal (<i>lesser of Line 7 or Line 8</i>)	\$152,695.91
10. Adjacent site incentive payment	\$0.00
11. Baseload incentive payment	\$0.00
12. Co-generation incentive payment	\$0.00
13. Alternative energy incentive payment	\$0.00
14. Total incentive payments (<i>sum of Lines 10 through 13</i>)	\$0.00
15. Spent nuclear fuel payment	\$0.00
16. Total Utility Aid – this is the utility aid payment listed on the front of the estimate (<i>sum of Lines 9, 14 and 15</i>)	\$152,695.91

Supplemental County and Municipal Aid

- Under state law, supplemental county and municipal aid paid to each county and municipality is determined by 2023 Wisconsin Act 12 (sec. 79.037, Wis. Stats.)
- For detailed information, review [county and municipal aid spreadsheet](#)

Supplemental County and Municipal Aid Calculation	
1. Prior year supplemental county and municipal aid	\$166,971.12
2. Increase due to sales tax revenue including adjustments (<i>district changes</i>)	\$3,840.34
3. Total Supplemental County and Municipal Aid (<i>sum of Lines 1 and 2</i>)	\$170,811.46

Expenditure Restraint Incentive Program

- Only municipalities are eligible to receive Expenditure Restraint Incentive Program (ERIP) payments
- Under state law, in 2025, each municipality will receive a payment that is equal to the amount of the payment received by the municipality in 2024 (sec. 79.05(4), Wis. Stats., from 2023 WI Act 12 – notwithstanding subs. (2) and (3))

Contact Information

If you have questions, contact us at lgs@wisconsin.gov, (608) 266-8618 or (608) 261-5167.



State of Wisconsin • DEPARTMENT OF REVENUE

DIVISION OF STATE AND LOCAL FINANCE • BUREAU OF LOCAL GOVERNMENT SERVICES • 2135 RIMROCK RD MADISON, WI 53713

Mailing Address:
PO Box 8971 #6-97
Madison WI 53708-8971
Fax: (608) 264-6887
lgs@wisconsin.gov

September 13, 2024

KAYLA RAATZ
TOWN OF GRAND CHUTE
1900 W. GRAND CHUTE BLVD
GRAND CHUTE WI 54913-9613

Notice of Shared Revenue – 2025 Original Estimate

Notice Information

The Wisconsin Department of Revenue (DOR) is providing the **estimated** shared revenue amounts your local government will receive in 2025 under current state law for county and municipal aid, supplemental county and municipal aid, utility aid and the expenditure restraint incentive program. This does not include adjustments, shown on the July and November payment notices.

District	TOWN OF GRAND CHUTE	County	OUTAGAMIE	Co-muni code	44-020
-----------------	---------------------	---------------	-----------	---------------------	--------

Estimate Information

For an explanation of each aid payment listed below, review the additional information in this notice.

2025 Original Estimate	
1. County and municipal aid	\$241,573.67
2. Utility aid	\$32,144.63
3. Supplemental county and municipal aid	\$575,427.66
4. Expenditure restraint incentive program	\$4,179.42
5. Total Estimated 2025 Payments (sum of Lines 1-4)	\$853,325.38

Payment Information

Your local government will receive two distributions in 2025 :

- July 28, 2025: 15% of Line 1, 2, and 3 and 100% of Line 4 (*shown above*)
- November 17, 2025: balance of your 2025 aid payments

County and Municipal Aid

Under state law, the county and municipal aid paid to each county and municipality must be equal to the amount determined in 2012 (sec. 79.036, Wis. Stats.) and adjusted for fallen protective services insurance reimbursement (sec. 79.036(4), Wis. Stats.).

County and Municipal Aid Calculation	
1. Prior year county and municipal aid	\$236,159.45
2. Increase due to sales tax revenue, including adjustments (<i>district changes</i>)	\$5,431.67
3. Fallen protective services insurance adjustment	-\$17.45
4. Fallen protective services insurance reimbursement (<i>reported to DOR</i>)	\$0.00
5. Total County and Municipal Aid (sum of Lines 1-4)	\$241,573.67

Utility Aid

- Under state law, utility aid is distributed to each county and municipality where tax-exempt utility property is located (sec. 79.04, Wis. Stats.)
- Utility companies report utility property information to DOR annually
- DOR uses the provided information to accurately calculate utility aid (*shown below*)

Utility Aid Calculation	
1. Net book value, <i>as of December 31, 2024 (including expected additions/retirements)</i>	\$10,714,875.00
2. Total net book value payment	\$32,144.63
3. Minimum payment	\$0.00
4. Megawatt capacity	0.0
5. Megawatt capacity payment	\$0.00
6. Closed/decommissioned production plant (phased down) payment	\$0.00
7. Subtotal (<i>sum of Lines 2, 3, 5 and 6</i>)	\$32,144.63
8. Population cap	\$10,557,850.00
9. Adjusted subtotal (<i>lesser of Line 7 or Line 8</i>)	\$32,144.63
10. Adjacent site incentive payment	\$0.00
11. Baseload incentive payment	\$0.00
12. Co-generation incentive payment	\$0.00
13. Alternative energy incentive payment	\$0.00
14. Total incentive payments (<i>sum of Lines 10 through 13</i>)	\$0.00
15. Spent nuclear fuel payment	\$0.00
16. Total Utility Aid – this is the utility aid payment listed on the front of the estimate (<i>sum of Lines 9, 14 and 15</i>)	\$32,144.63

Supplemental County and Municipal Aid

- Under state law, supplemental county and municipal aid paid to each county and municipality is determined by 2023 Wisconsin Act 12 (sec. 79.037, Wis. Stats.)
- For detailed information, review [county and municipal aid spreadsheet](#)

Supplemental County and Municipal Aid Calculation	
1. Prior year supplemental county and municipal aid	\$562,490.38
2. Increase due to sales tax revenue including adjustments (<i>district changes</i>)	\$12,937.28
3. Total Supplemental County and Municipal Aid (<i>sum of Lines 1 and 2</i>)	\$575,427.66

Expenditure Restraint Incentive Program

- Only municipalities are eligible to receive Expenditure Restraint Incentive Program (ERIP) payments
- Under state law, in 2025, each municipality will receive a payment that is equal to the amount of the payment received by the municipality in 2024 (sec. 79.05(4), Wis. Stats., from 2023 WI Act 12 – notwithstanding subs. (2) and (3))

Contact Information

If you have questions, contact us at lgs@wisconsin.gov, (608) 266-8618 or (608) 261-5167.



State of Wisconsin • DEPARTMENT OF REVENUE

DIVISION OF STATE AND LOCAL FINANCE • BUREAU OF LOCAL GOVERNMENT SERVICES • 2135 RIMROCK RD MADISON, WI 53713

Mailing Address:
PO Box 8971 #6-97
Madison WI 53708-8971
Fax: (608) 264-6887
lgs@wisconsin.gov

September 13, 2024

LYN NEUENFELDT
TOWN OF HORTONIA
P O BOX 301
HORTONVILLE WI 54944

Notice of Shared Revenue – 2025 Original Estimate

Notice Information

The Wisconsin Department of Revenue (DOR) is providing the **estimated** shared revenue amounts your local government will receive in 2025 under current state law for county and municipal aid, supplemental county and municipal aid, utility aid and the expenditure restraint incentive program. This does not include adjustments, shown on the July and November payment notices.

District	TOWN OF HORTONIA	County	OUTAGAMIE	Co-muni code	44-024
-----------------	------------------	---------------	-----------	---------------------	--------

Estimate Information

For an explanation of each aid payment listed below, review the additional information in this notice.

2025 Original Estimate	
1. County and municipal aid	\$11,871.17
2. Utility aid	\$423.06
3. Supplemental county and municipal aid	\$48,789.35
4. Expenditure restraint incentive program	\$0.00
5. Total Estimated 2025 Payments (sum of Lines 1-4)	\$61,083.58

Payment Information

Your local government will receive two distributions in 2025 :

- July 28, 2025: 15% of Line 1, 2, and 3 and 100% of Line 4 (*shown above*)
- November 17, 2025: balance of your 2025 aid payments

County and Municipal Aid

Under state law, the county and municipal aid paid to each county and municipality must be equal to the amount determined in 2012 (sec. 79.036, Wis. Stats.) and adjusted for fallen protective services insurance reimbursement (sec. 79.036(4), Wis. Stats.).

County and Municipal Aid Calculation	
1. Prior year county and municipal aid	\$11,605.11
2. Increase due to sales tax revenue, including adjustments (<i>district changes</i>)	\$266.92
3. Fallen protective services insurance adjustment	-\$0.86
4. Fallen protective services insurance reimbursement (<i>reported to DOR</i>)	\$0.00
5. Total County and Municipal Aid (sum of Lines 1-4)	\$11,871.17

Utility Aid

- Under state law, utility aid is distributed to each county and municipality where tax-exempt utility property is located (sec. 79.04, Wis. Stats.)
- Utility companies report utility property information to DOR annually
- DOR uses the provided information to accurately calculate utility aid (*shown below*)

Utility Aid Calculation	
1. Net book value, <i>as of December 31, 2024 (including expected additions/retirements)</i>	\$141,021.00
2. Total net book value payment	\$423.06
3. Minimum payment	\$0.00
4. Megawatt capacity	0.0
5. Megawatt capacity payment	\$0.00
6. Closed/decommissioned production plant (phased down) payment	\$0.00
7. Subtotal (<i>sum of Lines 2, 3, 5 and 6</i>)	\$423.06
8. Population cap	\$447,950.00
9. Adjusted subtotal (<i>lesser of Line 7 or Line 8</i>)	\$423.06
10. Adjacent site incentive payment	\$0.00
11. Baseload incentive payment	\$0.00
12. Co-generation incentive payment	\$0.00
13. Alternative energy incentive payment	\$0.00
14. Total incentive payments (<i>sum of Lines 10 through 13</i>)	\$0.00
15. Spent nuclear fuel payment	\$0.00
16. Total Utility Aid – this is the utility aid payment listed on the front of the estimate (<i>sum of Lines 9, 14 and 15</i>)	\$423.06

Supplemental County and Municipal Aid

- Under state law, supplemental county and municipal aid paid to each county and municipality is determined by 2023 Wisconsin Act 12 (sec. 79.037, Wis. Stats.)
- For detailed information, review [county and municipal aid spreadsheet](#)

Supplemental County and Municipal Aid Calculation	
1. Prior year supplemental county and municipal aid	\$47,692.42
2. Increase due to sales tax revenue including adjustments (<i>district changes</i>)	\$1,096.93
3. Total Supplemental County and Municipal Aid (<i>sum of Lines 1 and 2</i>)	\$48,789.35

Expenditure Restraint Incentive Program

- Only municipalities are eligible to receive Expenditure Restraint Incentive Program (ERIP) payments
- Under state law, in 2025, each municipality will receive a payment that is equal to the amount of the payment received by the municipality in 2024 (sec. 79.05(4), Wis. Stats., from 2023 WI Act 12 – notwithstanding subs. (2) and (3))

Contact Information

If you have questions, contact us at lgs@wisconsin.gov, (608) 266-8618 or (608) 261-5167.



State of Wisconsin • DEPARTMENT OF REVENUE

DIVISION OF STATE AND LOCAL FINANCE • BUREAU OF LOCAL GOVERNMENT SERVICES • 2135 RIMROCK RD MADISON, WI 53713

Mailing Address:
PO Box 8971 #6-97
Madison WI 53708-8971
Fax: (608) 264-6887
lgs@wisconsin.gov

September 13, 2024

JENNIFER BURTON
TOWN OF KAUKAUNA
W780 GREINER ROAD
KAUKAUNA WI 54130

Notice of Shared Revenue – 2025 Original Estimate

Notice Information

The Wisconsin Department of Revenue (DOR) is providing the **estimated** shared revenue amounts your local government will receive in 2025 under current state law for county and municipal aid, supplemental county and municipal aid, utility aid and the expenditure restraint incentive program. This does not include adjustments, shown on the July and November payment notices.

District	TOWN OF KAUKAUNA	County	OUTAGAMIE	Co-muni code	44-026
-----------------	------------------	---------------	-----------	---------------------	--------

Estimate Information

For an explanation of each aid payment listed below, review the additional information in this notice.

2025 Original Estimate	
1. County and municipal aid	\$13,952.25
2. Utility aid	\$12,038.38
3. Supplemental county and municipal aid	\$53,426.37
4. Expenditure restraint incentive program	\$0.00
5. Total Estimated 2025 Payments (sum of Lines 1-4)	\$79,417.00

Payment Information

Your local government will receive two distributions in 2025 :

- July 28, 2025: 15% of Line 1, 2, and 3 and 100% of Line 4 (*shown above*)
- November 17, 2025: balance of your 2025 aid payments

County and Municipal Aid

Under state law, the county and municipal aid paid to each county and municipality must be equal to the amount determined in 2012 (sec. 79.036, Wis. Stats.) and adjusted for fallen protective services insurance reimbursement (sec. 79.036(4), Wis. Stats.).

County and Municipal Aid Calculation	
1. Prior year county and municipal aid	\$13,639.55
2. Increase due to sales tax revenue, including adjustments (<i>district changes</i>)	\$313.71
3. Fallen protective services insurance adjustment	-\$1.01
4. Fallen protective services insurance reimbursement (<i>reported to DOR</i>)	\$0.00
5. Total County and Municipal Aid (sum of Lines 1-4)	\$13,952.25

Utility Aid

- Under state law, utility aid is distributed to each county and municipality where tax-exempt utility property is located (sec. 79.04, Wis. Stats.)
- Utility companies report utility property information to DOR annually
- DOR uses the provided information to accurately calculate utility aid (*shown below*)

Utility Aid Calculation	
1. Net book value, <i>as of December 31, 2024 (including expected additions/retirements)</i>	\$4,012,793.00
2. Total net book value payment	\$12,038.38
3. Minimum payment	\$0.00
4. Megawatt capacity	0.0
5. Megawatt capacity payment	\$0.00
6. Closed/decommissioned production plant (phased down) payment	\$0.00
7. Subtotal (<i>sum of Lines 2, 3, 5 and 6</i>)	\$12,038.38
8. Population cap	\$563,125.00
9. Adjusted subtotal (<i>lesser of Line 7 or Line 8</i>)	\$12,038.38
10. Adjacent site incentive payment	\$0.00
11. Baseload incentive payment	\$0.00
12. Co-generation incentive payment	\$0.00
13. Alternative energy incentive payment	\$0.00
14. Total incentive payments (<i>sum of Lines 10 through 13</i>)	\$0.00
15. Spent nuclear fuel payment	\$0.00
16. Total Utility Aid – this is the utility aid payment listed on the front of the estimate (<i>sum of Lines 9, 14 and 15</i>)	\$12,038.38

Supplemental County and Municipal Aid

- Under state law, supplemental county and municipal aid paid to each county and municipality is determined by 2023 Wisconsin Act 12 (sec. 79.037, Wis. Stats.)
- For detailed information, review [county and municipal aid spreadsheet](#)

Supplemental County and Municipal Aid Calculation	
1. Prior year supplemental county and municipal aid	\$52,225.19
2. Increase due to sales tax revenue including adjustments (<i>district changes</i>)	\$1,201.18
3. Total Supplemental County and Municipal Aid (<i>sum of Lines 1 and 2</i>)	\$53,426.37

Expenditure Restraint Incentive Program

- Only municipalities are eligible to receive Expenditure Restraint Incentive Program (ERIP) payments
- Under state law, in 2025, each municipality will receive a payment that is equal to the amount of the payment received by the municipality in 2024 (sec. 79.05(4), Wis. Stats., from 2023 WI Act 12 – notwithstanding subs. (2) and (3))

Contact Information

If you have questions, contact us at lgs@wisconsin.gov, (608) 266-8618 or (608) 261-5167.



State of Wisconsin • DEPARTMENT OF REVENUE

DIVISION OF STATE AND LOCAL FINANCE • BUREAU OF LOCAL GOVERNMENT SERVICES • 2135 RIMROCK RD MADISON, WI 53713

Mailing Address:
PO Box 8971 #6-97
Madison WI 53708-8971
Fax: (608) 264-6887
lgs@wisconsin.gov

September 13, 2024

JULIA DEGROOT
TOWN OF LIBERTY
W9382 COUNTY RD S
NEW LONDON WI 54961

Notice of Shared Revenue – 2025 Original Estimate

Notice Information

The Wisconsin Department of Revenue (DOR) is providing the **estimated** shared revenue amounts your local government will receive in 2025 under current state law for county and municipal aid, supplemental county and municipal aid, utility aid and the expenditure restraint incentive program. This does not include adjustments, shown on the July and November payment notices.

District	TOWN OF LIBERTY	County	OUTAGAMIE	Co-muni code	44-028
-----------------	-----------------	---------------	-----------	---------------------	--------

Estimate Information

For an explanation of each aid payment listed below, review the additional information in this notice.

2025 Original Estimate	
1. County and municipal aid	\$18,015.28
2. Utility aid	\$0.00
3. Supplemental county and municipal aid	\$44,889.61
4. Expenditure restraint incentive program	\$0.00
5. Total Estimated 2025 Payments (sum of Lines 1-4)	\$62,904.89

Payment Information

Your local government will receive two distributions in 2025 :

- July 28, 2025: 15% of Line 1, 2, and 3 and 100% of Line 4 (*shown above*)
- November 17, 2025: balance of your 2025 aid payments

County and Municipal Aid

Under state law, the county and municipal aid paid to each county and municipality must be equal to the amount determined in 2012 (sec. 79.036, Wis. Stats.) and adjusted for fallen protective services insurance reimbursement (sec. 79.036(4), Wis. Stats.).

County and Municipal Aid Calculation	
1. Prior year county and municipal aid	\$17,611.52
2. Increase due to sales tax revenue, including adjustments (<i>district changes</i>)	\$405.06
3. Fallen protective services insurance adjustment	-\$1.30
4. Fallen protective services insurance reimbursement (<i>reported to DOR</i>)	\$0.00
5. Total County and Municipal Aid (sum of Lines 1-4)	\$18,015.28

Utility Aid

- Under state law, utility aid is distributed to each county and municipality where tax-exempt utility property is located (sec. 79.04, Wis. Stats.)
- Utility companies report utility property information to DOR annually
- DOR uses the provided information to accurately calculate utility aid (*shown below*)

Utility Aid Calculation	
1. Net book value, <i>as of December 31, 2024 (including expected additions/retirements)</i>	\$0.00
2. Total net book value payment	\$0.00
3. Minimum payment	\$0.00
4. Megawatt capacity	0.0
5. Megawatt capacity payment	\$0.00
6. Closed/decommissioned production plant (phased down) payment	\$0.00
7. Subtotal (<i>sum of Lines 2, 3, 5 and 6</i>)	\$0.00
8. Population cap	\$351,900.00
9. Adjusted subtotal (<i>lesser of Line 7 or Line 8</i>)	\$0.00
10. Adjacent site incentive payment	\$0.00
11. Baseload incentive payment	\$0.00
12. Co-generation incentive payment	\$0.00
13. Alternative energy incentive payment	\$0.00
14. Total incentive payments (<i>sum of Lines 10 through 13</i>)	\$0.00
15. Spent nuclear fuel payment	\$0.00
16. Total Utility Aid – this is the utility aid payment listed on the front of the estimate (<i>sum of Lines 9, 14 and 15</i>)	\$0.00

Supplemental County and Municipal Aid

- Under state law, supplemental county and municipal aid paid to each county and municipality is determined by 2023 Wisconsin Act 12 (sec. 79.037, Wis. Stats.)
- For detailed information, review [county and municipal aid spreadsheet](#)

Supplemental County and Municipal Aid Calculation	
1. Prior year supplemental county and municipal aid	\$43,880.36
2. Increase due to sales tax revenue including adjustments (<i>district changes</i>)	\$1,009.25
3. Total Supplemental County and Municipal Aid (<i>sum of Lines 1 and 2</i>)	\$44,889.61

Expenditure Restraint Incentive Program

- Only municipalities are eligible to receive Expenditure Restraint Incentive Program (ERIP) payments
- Under state law, in 2025, each municipality will receive a payment that is equal to the amount of the payment received by the municipality in 2024 (sec. 79.05(4), Wis. Stats., from 2023 WI Act 12 – notwithstanding subs. (2) and (3))

Contact Information

If you have questions, contact us at lgs@wisconsin.gov, (608) 266-8618 or (608) 261-5167.



State of Wisconsin • DEPARTMENT OF REVENUE

DIVISION OF STATE AND LOCAL FINANCE • BUREAU OF LOCAL GOVERNMENT SERVICES • 2135 RIMROCK RD MADISON, WI 53713

Mailing Address:
PO Box 8971 #6-97
Madison WI 53708-8971
Fax: (608) 264-6887
lgs@wisconsin.gov

September 13, 2024

LORI KLEVESAHL
TOWN OF MAINE
W5402 BRUGGER ROAD
BLACK CREEK WI 54106

Notice of Shared Revenue – 2025 Original Estimate

Notice Information

The Wisconsin Department of Revenue (DOR) is providing the **estimated** shared revenue amounts your local government will receive in 2025 under current state law for county and municipal aid, supplemental county and municipal aid, utility aid and the expenditure restraint incentive program. This does not include adjustments, shown on the July and November payment notices.

District	TOWN OF MAINE	County	OUTAGAMIE	Co-muni code	44-030
-----------------	---------------	---------------	-----------	---------------------	--------

Estimate Information

For an explanation of each aid payment listed below, review the additional information in this notice.

2025 Original Estimate	
1. County and municipal aid	\$37,530.60
2. Utility aid	\$0.00
3. Supplemental county and municipal aid	\$45,370.69
4. Expenditure restraint incentive program	\$0.00
5. Total Estimated 2025 Payments (sum of Lines 1-4)	\$82,901.29

Payment Information

Your local government will receive two distributions in 2025 :

- July 28, 2025: 15% of Line 1, 2, and 3 and 100% of Line 4 (*shown above*)
- November 17, 2025: balance of your 2025 aid payments

County and Municipal Aid

Under state law, the county and municipal aid paid to each county and municipality must be equal to the amount determined in 2012 (sec. 79.036, Wis. Stats.) and adjusted for fallen protective services insurance reimbursement (sec. 79.036(4), Wis. Stats.).

County and Municipal Aid Calculation	
1. Prior year county and municipal aid	\$36,689.45
2. Increase due to sales tax revenue, including adjustments (<i>district changes</i>)	\$843.86
3. Fallen protective services insurance adjustment	-\$2.71
4. Fallen protective services insurance reimbursement (<i>reported to DOR</i>)	\$0.00
5. Total County and Municipal Aid (sum of Lines 1-4)	\$37,530.60

Utility Aid

- Under state law, utility aid is distributed to each county and municipality where tax-exempt utility property is located (sec. 79.04, Wis. Stats.)
- Utility companies report utility property information to DOR annually
- DOR uses the provided information to accurately calculate utility aid (*shown below*)

Utility Aid Calculation	
1. Net book value, <i>as of December 31, 2024 (including expected additions/retirements)</i>	\$0.00
2. Total net book value payment	\$0.00
3. Minimum payment	\$0.00
4. Megawatt capacity	0.0
5. Megawatt capacity payment	\$0.00
6. Closed/decommissioned production plant (phased down) payment	\$0.00
7. Subtotal (<i>sum of Lines 2, 3, 5 and 6</i>)	\$0.00
8. Population cap	\$364,650.00
9. Adjusted subtotal (<i>lesser of Line 7 or Line 8</i>)	\$0.00
10. Adjacent site incentive payment	\$0.00
11. Baseload incentive payment	\$0.00
12. Co-generation incentive payment	\$0.00
13. Alternative energy incentive payment	\$0.00
14. Total incentive payments (<i>sum of Lines 10 through 13</i>)	\$0.00
15. Spent nuclear fuel payment	\$0.00
16. Total Utility Aid – this is the utility aid payment listed on the front of the estimate (<i>sum of Lines 9, 14 and 15</i>)	\$0.00

Supplemental County and Municipal Aid

- Under state law, supplemental county and municipal aid paid to each county and municipality is determined by 2023 Wisconsin Act 12 (sec. 79.037, Wis. Stats.)
- For detailed information, review [county and municipal aid spreadsheet](#)

Supplemental County and Municipal Aid Calculation	
1. Prior year supplemental county and municipal aid	\$44,350.63
2. Increase due to sales tax revenue including adjustments (<i>district changes</i>)	\$1,020.06
3. Total Supplemental County and Municipal Aid (<i>sum of Lines 1 and 2</i>)	\$45,370.69

Expenditure Restraint Incentive Program

- Only municipalities are eligible to receive Expenditure Restraint Incentive Program (ERIP) payments
- Under state law, in 2025, each municipality will receive a payment that is equal to the amount of the payment received by the municipality in 2024 (sec. 79.05(4), Wis. Stats., from 2023 WI Act 12 – notwithstanding subs. (2) and (3))

Contact Information

If you have questions, contact us at lgs@wisconsin.gov, (608) 266-8618 or (608) 261-5167.



State of Wisconsin • DEPARTMENT OF REVENUE

DIVISION OF STATE AND LOCAL FINANCE • BUREAU OF LOCAL GOVERNMENT SERVICES • 2135 RIMROCK RD MADISON, WI 53713

Mailing Address:
PO Box 8971 #6-97
Madison WI 53708-8971
Fax: (608) 264-6887
lgs@wisconsin.gov

September 13, 2024

AMIEE STRACY
TOWN OF MAPLE CREEK
PO BOX 224
NEW LONDON WI 54961-0224

Notice of Shared Revenue – 2025 Original Estimate

Notice Information

The Wisconsin Department of Revenue (DOR) is providing the **estimated** shared revenue amounts your local government will receive in 2025 under current state law for county and municipal aid, supplemental county and municipal aid, utility aid and the expenditure restraint incentive program. This does not include adjustments, shown on the July and November payment notices.

District	TOWN OF MAPLE CREEK	County	OUTAGAMIE	Co-muni code	44-032
-----------------	---------------------	---------------	-----------	---------------------	--------

Estimate Information

For an explanation of each aid payment listed below, review the additional information in this notice.

2025 Original Estimate	
1. County and municipal aid	\$52,336.85
2. Utility aid	\$7,003.61
3. Supplemental county and municipal aid	\$40,834.08
4. Expenditure restraint incentive program	\$0.00
5. Total Estimated 2025 Payments (sum of Lines 1-4)	\$100,174.54

Payment Information

Your local government will receive two distributions in 2025 :

- July 28, 2025: 15% of Line 1, 2, and 3 and 100% of Line 4 (*shown above*)
- November 17, 2025: balance of your 2025 aid payments

County and Municipal Aid

Under state law, the county and municipal aid paid to each county and municipality must be equal to the amount determined in 2012 (sec. 79.036, Wis. Stats.) and adjusted for fallen protective services insurance reimbursement (sec. 79.036(4), Wis. Stats.).

County and Municipal Aid Calculation	
1. Prior year county and municipal aid	\$51,163.86
2. Increase due to sales tax revenue, including adjustments (<i>district changes</i>)	\$1,176.77
3. Fallen protective services insurance adjustment	-\$3.78
4. Fallen protective services insurance reimbursement (<i>reported to DOR</i>)	\$0.00
5. Total County and Municipal Aid (sum of Lines 1-4)	\$52,336.85

Utility Aid

- Under state law, utility aid is distributed to each county and municipality where tax-exempt utility property is located (sec. 79.04, Wis. Stats.)
- Utility companies report utility property information to DOR annually
- DOR uses the provided information to accurately calculate utility aid (*shown below*)

Utility Aid Calculation	
1. Net book value, <i>as of December 31, 2024 (including expected additions/retirements)</i>	\$2,334,537.00
2. Total net book value payment	\$7,003.61
3. Minimum payment	\$0.00
4. Megawatt capacity	0.0
5. Megawatt capacity payment	\$0.00
6. Closed/decommissioned production plant (phased down) payment	\$0.00
7. Subtotal (<i>sum of Lines 2, 3, 5 and 6</i>)	\$7,003.61
8. Population cap	\$246,075.00
9. Adjusted subtotal (<i>lesser of Line 7 or Line 8</i>)	\$7,003.61
10. Adjacent site incentive payment	\$0.00
11. Baseload incentive payment	\$0.00
12. Co-generation incentive payment	\$0.00
13. Alternative energy incentive payment	\$0.00
14. Total incentive payments (<i>sum of Lines 10 through 13</i>)	\$0.00
15. Spent nuclear fuel payment	\$0.00
16. Total Utility Aid – this is the utility aid payment listed on the front of the estimate (<i>sum of Lines 9, 14 and 15</i>)	\$7,003.61

Supplemental County and Municipal Aid

- Under state law, supplemental county and municipal aid paid to each county and municipality is determined by 2023 Wisconsin Act 12 (sec. 79.037, Wis. Stats.)
- For detailed information, review [county and municipal aid spreadsheet](#)

Supplemental County and Municipal Aid Calculation	
1. Prior year supplemental county and municipal aid	\$39,916.01
2. Increase due to sales tax revenue including adjustments (<i>district changes</i>)	\$918.07
3. Total Supplemental County and Municipal Aid (<i>sum of Lines 1 and 2</i>)	\$40,834.08

Expenditure Restraint Incentive Program

- Only municipalities are eligible to receive Expenditure Restraint Incentive Program (ERIP) payments
- Under state law, in 2025, each municipality will receive a payment that is equal to the amount of the payment received by the municipality in 2024 (sec. 79.05(4), Wis. Stats., from 2023 WI Act 12 – notwithstanding subs. (2) and (3))

Contact Information

If you have questions, contact us at lgs@wisconsin.gov, (608) 266-8618 or (608) 261-5167.



State of Wisconsin • DEPARTMENT OF REVENUE

DIVISION OF STATE AND LOCAL FINANCE • BUREAU OF LOCAL GOVERNMENT SERVICES • 2135 RIMROCK RD MADISON, WI 53713

Mailing Address:
PO Box 8971 #6-97
Madison WI 53708-8971
Fax: (608) 264-6887
lgs@wisconsin.gov

September 13, 2024

KELLY HILL
TOWN OF ONEIDA
N6593 COUNTY RD H
ONEIDA WI 54155

Notice of Shared Revenue – 2025 Original Estimate

Notice Information

The Wisconsin Department of Revenue (DOR) is providing the **estimated** shared revenue amounts your local government will receive in 2025 under current state law for county and municipal aid, supplemental county and municipal aid, utility aid and the expenditure restraint incentive program. This does not include adjustments, shown on the July and November payment notices.

District	TOWN OF ONEIDA	County	OUTAGAMIE	Co-muni code	44-034
-----------------	----------------	---------------	-----------	---------------------	--------

Estimate Information

For an explanation of each aid payment listed below, review the additional information in this notice.

2025 Original Estimate	
1. County and municipal aid	\$261,086.61
2. Utility aid	\$7,453.84
3. Supplemental county and municipal aid	\$108,811.34
4. Expenditure restraint incentive program	\$0.00
5. Total Estimated 2025 Payments (sum of Lines 1-4)	\$377,351.79

Payment Information

Your local government will receive two distributions in 2025 :

- July 28, 2025: 15% of Line 1, 2, and 3 and 100% of Line 4 (*shown above*)
- November 17, 2025: balance of your 2025 aid payments

County and Municipal Aid

Under state law, the county and municipal aid paid to each county and municipality must be equal to the amount determined in 2012 (sec. 79.036, Wis. Stats.) and adjusted for fallen protective services insurance reimbursement (sec. 79.036(4), Wis. Stats.).

County and Municipal Aid Calculation	
1. Prior year county and municipal aid	\$255,235.06
2. Increase due to sales tax revenue, including adjustments (<i>district changes</i>)	\$5,870.41
3. Fallen protective services insurance adjustment	-\$18.86
4. Fallen protective services insurance reimbursement (<i>reported to DOR</i>)	\$0.00
5. Total County and Municipal Aid (sum of Lines 1-4)	\$261,086.61

Utility Aid

- Under state law, utility aid is distributed to each county and municipality where tax-exempt utility property is located (sec. 79.04, Wis. Stats.)
- Utility companies report utility property information to DOR annually
- DOR uses the provided information to accurately calculate utility aid (*shown below*)

Utility Aid Calculation	
1. Net book value, <i>as of December 31, 2024 (including expected additions/retirements)</i>	\$2,484,612.00
2. Total net book value payment	\$7,453.84
3. Minimum payment	\$0.00
4. Megawatt capacity	0.0
5. Megawatt capacity payment	\$0.00
6. Closed/decommissioned production plant (phased down) payment	\$0.00
7. Subtotal (<i>sum of Lines 2, 3, 5 and 6</i>)	\$7,453.84
8. Population cap	\$1,946,075.00
9. Adjusted subtotal (<i>lesser of Line 7 or Line 8</i>)	\$7,453.84
10. Adjacent site incentive payment	\$0.00
11. Baseload incentive payment	\$0.00
12. Co-generation incentive payment	\$0.00
13. Alternative energy incentive payment	\$0.00
14. Total incentive payments (<i>sum of Lines 10 through 13</i>)	\$0.00
15. Spent nuclear fuel payment	\$0.00
16. Total Utility Aid – this is the utility aid payment listed on the front of the estimate (<i>sum of Lines 9, 14 and 15</i>)	\$7,453.84

Supplemental County and Municipal Aid

- Under state law, supplemental county and municipal aid paid to each county and municipality is determined by 2023 Wisconsin Act 12 (sec. 79.037, Wis. Stats.)
- For detailed information, review [county and municipal aid spreadsheet](#)

Supplemental County and Municipal Aid Calculation	
1. Prior year supplemental county and municipal aid	\$106,364.95
2. Increase due to sales tax revenue including adjustments (<i>district changes</i>)	\$2,446.39
3. Total Supplemental County and Municipal Aid (<i>sum of Lines 1 and 2</i>)	\$108,811.34

Expenditure Restraint Incentive Program

- Only municipalities are eligible to receive Expenditure Restraint Incentive Program (ERIP) payments
- Under state law, in 2025, each municipality will receive a payment that is equal to the amount of the payment received by the municipality in 2024 (sec. 79.05(4), Wis. Stats., from 2023 WI Act 12 – notwithstanding subs. (2) and (3))

Contact Information

If you have questions, contact us at lgs@wisconsin.gov, (608) 266-8618 or (608) 261-5167.



State of Wisconsin • DEPARTMENT OF REVENUE

DIVISION OF STATE AND LOCAL FINANCE • BUREAU OF LOCAL GOVERNMENT SERVICES • 2135 RIMROCK RD MADISON, WI 53713

Mailing Address:
PO Box 8971 #6-97
Madison WI 53708-8971
Fax: (608) 264-6887
lgs@wisconsin.gov

September 13, 2024

DARLENE SCHULTZ
TOWN OF OSBORN
N6362 BALLARD ROAD
SEYMOUR WI 54165

Notice of Shared Revenue – 2025 Original Estimate

Notice Information

The Wisconsin Department of Revenue (DOR) is providing the **estimated** shared revenue amounts your local government will receive in 2025 under current state law for county and municipal aid, supplemental county and municipal aid, utility aid and the expenditure restraint incentive program. This does not include adjustments, shown on the July and November payment notices.

District	TOWN OF OSBORN	County	OUTAGAMIE	Co-muni code	44-036
-----------------	----------------	---------------	-----------	---------------------	--------

Estimate Information

For an explanation of each aid payment listed below, review the additional information in this notice.

2025 Original Estimate	
1. County and municipal aid	\$19,065.61
2. Utility aid	\$819.83
3. Supplemental county and municipal aid	\$51,537.40
4. Expenditure restraint incentive program	\$0.00
5. Total Estimated 2025 Payments (sum of Lines 1-4)	\$71,422.84

Payment Information

Your local government will receive two distributions in 2025 :

- July 28, 2025: 15% of Line 1, 2, and 3 and 100% of Line 4 (*shown above*)
- November 17, 2025: balance of your 2025 aid payments

County and Municipal Aid

Under state law, the county and municipal aid paid to each county and municipality must be equal to the amount determined in 2012 (sec. 79.036, Wis. Stats.) and adjusted for fallen protective services insurance reimbursement (sec. 79.036(4), Wis. Stats.).

County and Municipal Aid Calculation	
1. Prior year county and municipal aid	\$18,638.31
2. Increase due to sales tax revenue, including adjustments (<i>district changes</i>)	\$428.68
3. Fallen protective services insurance adjustment	-\$1.38
4. Fallen protective services insurance reimbursement (<i>reported to DOR</i>)	\$0.00
5. Total County and Municipal Aid (sum of Lines 1-4)	\$19,065.61

Utility Aid

- Under state law, utility aid is distributed to each county and municipality where tax-exempt utility property is located (sec. 79.04, Wis. Stats.)
- Utility companies report utility property information to DOR annually
- DOR uses the provided information to accurately calculate utility aid (*shown below*)

Utility Aid Calculation	
1. Net book value, <i>as of December 31, 2024 (including expected additions/retirements)</i>	\$273,278.00
2. Total net book value payment	\$819.83
3. Minimum payment	\$0.00
4. Megawatt capacity	0.0
5. Megawatt capacity payment	\$0.00
6. Closed/decommissioned production plant (phased down) payment	\$0.00
7. Subtotal (<i>sum of Lines 2, 3, 5 and 6</i>)	\$819.83
8. Population cap	\$526,150.00
9. Adjusted subtotal (<i>lesser of Line 7 or Line 8</i>)	\$819.83
10. Adjacent site incentive payment	\$0.00
11. Baseload incentive payment	\$0.00
12. Co-generation incentive payment	\$0.00
13. Alternative energy incentive payment	\$0.00
14. Total incentive payments (<i>sum of Lines 10 through 13</i>)	\$0.00
15. Spent nuclear fuel payment	\$0.00
16. Total Utility Aid – this is the utility aid payment listed on the front of the estimate <i>(sum of Lines 9, 14 and 15)</i>	\$819.83

Supplemental County and Municipal Aid

- Under state law, supplemental county and municipal aid paid to each county and municipality is determined by 2023 Wisconsin Act 12 (sec. 79.037, Wis. Stats.)
- For detailed information, review [county and municipal aid spreadsheet](#)

Supplemental County and Municipal Aid Calculation	
1. Prior year supplemental county and municipal aid	\$50,378.69
2. Increase due to sales tax revenue including adjustments (<i>district changes</i>)	\$1,158.71
3. Total Supplemental County and Municipal Aid (<i>sum of Lines 1 and 2</i>)	\$51,537.40

Expenditure Restraint Incentive Program

- Only municipalities are eligible to receive Expenditure Restraint Incentive Program (ERIP) payments
- Under state law, in 2025, each municipality will receive a payment that is equal to the amount of the payment received by the municipality in 2024 (sec. 79.05(4), Wis. Stats., from 2023 WI Act 12 – notwithstanding subs. (2) and (3))

Contact Information

If you have questions, contact us at lgs@wisconsin.gov, (608) 266-8618 or (608) 261-5167.



State of Wisconsin • DEPARTMENT OF REVENUE

DIVISION OF STATE AND LOCAL FINANCE • BUREAU OF LOCAL GOVERNMENT SERVICES • 2135 RIMROCK RD MADISON, WI 53713

Mailing Address:
PO Box 8971 #6-97
Madison WI 53708-8971
Fax: (608) 264-6887
lgs@wisconsin.gov

September 13, 2024

DARLENE SCHULTZ
TOWN OF SEYMOUR
N6362 BALLARD RD
SEYMOUR WI 54165-8811

Notice of Shared Revenue – 2025 Original Estimate

Notice Information

The Wisconsin Department of Revenue (DOR) is providing the **estimated** shared revenue amounts your local government will receive in 2025 under current state law for county and municipal aid, supplemental county and municipal aid, utility aid and the expenditure restraint incentive program. This does not include adjustments, shown on the July and November payment notices.

District	TOWN OF SEYMOUR	County	OUTAGAMIE	Co-muni code	44-038
-----------------	-----------------	---------------	-----------	---------------------	--------

Estimate Information

For an explanation of each aid payment listed below, review the additional information in this notice.

2025 Original Estimate	
1. County and municipal aid	\$53,406.10
2. Utility aid	\$9,844.83
3. Supplemental county and municipal aid	\$51,211.09
4. Expenditure restraint incentive program	\$0.00
5. Total Estimated 2025 Payments (sum of Lines 1-4)	\$114,462.02

Payment Information

Your local government will receive two distributions in 2025 :

- July 28, 2025: 15% of Line 1, 2, and 3 and 100% of Line 4 (*shown above*)
- November 17, 2025: balance of your 2025 aid payments

County and Municipal Aid

Under state law, the county and municipal aid paid to each county and municipality must be equal to the amount determined in 2012 (sec. 79.036, Wis. Stats.) and adjusted for fallen protective services insurance reimbursement (sec. 79.036(4), Wis. Stats.).

County and Municipal Aid Calculation	
1. Prior year county and municipal aid	\$52,209.15
2. Increase due to sales tax revenue, including adjustments (<i>district changes</i>)	\$1,200.81
3. Fallen protective services insurance adjustment	-\$3.86
4. Fallen protective services insurance reimbursement (<i>reported to DOR</i>)	\$0.00
5. Total County and Municipal Aid (sum of Lines 1-4)	\$53,406.10

Utility Aid

- Under state law, utility aid is distributed to each county and municipality where tax-exempt utility property is located (sec. 79.04, Wis. Stats.)
- Utility companies report utility property information to DOR annually
- DOR uses the provided information to accurately calculate utility aid (*shown below*)

Utility Aid Calculation	
1. Net book value, <i>as of December 31, 2024 (including expected additions/retirements)</i>	\$3,281,610.00
2. Total net book value payment	\$9,844.83
3. Minimum payment	\$0.00
4. Megawatt capacity	0.0
5. Megawatt capacity payment	\$0.00
6. Closed/decommissioned production plant (phased down) payment	\$0.00
7. Subtotal (<i>sum of Lines 2, 3, 5 and 6</i>)	\$9,844.83
8. Population cap	\$505,750.00
9. Adjusted subtotal (<i>lesser of Line 7 or Line 8</i>)	\$9,844.83
10. Adjacent site incentive payment	\$0.00
11. Baseload incentive payment	\$0.00
12. Co-generation incentive payment	\$0.00
13. Alternative energy incentive payment	\$0.00
14. Total incentive payments (<i>sum of Lines 10 through 13</i>)	\$0.00
15. Spent nuclear fuel payment	\$0.00
16. Total Utility Aid – this is the utility aid payment listed on the front of the estimate (<i>sum of Lines 9, 14 and 15</i>)	\$9,844.83

Supplemental County and Municipal Aid

- Under state law, supplemental county and municipal aid paid to each county and municipality is determined by 2023 Wisconsin Act 12 (sec. 79.037, Wis. Stats.)
- For detailed information, review [county and municipal aid spreadsheet](#)

Supplemental County and Municipal Aid Calculation	
1. Prior year supplemental county and municipal aid	\$50,059.72
2. Increase due to sales tax revenue including adjustments (<i>district changes</i>)	\$1,151.37
3. Total Supplemental County and Municipal Aid (<i>sum of Lines 1 and 2</i>)	\$51,211.09

Expenditure Restraint Incentive Program

- Only municipalities are eligible to receive Expenditure Restraint Incentive Program (ERIP) payments
- Under state law, in 2025, each municipality will receive a payment that is equal to the amount of the payment received by the municipality in 2024 (sec. 79.05(4), Wis. Stats., from 2023 WI Act 12 – notwithstanding subs. (2) and (3))

Contact Information

If you have questions, contact us at lgs@wisconsin.gov, (608) 266-8618 or (608) 261-5167.



State of Wisconsin • DEPARTMENT OF REVENUE

DIVISION OF STATE AND LOCAL FINANCE • BUREAU OF LOCAL GOVERNMENT SERVICES • 2135 RIMROCK RD MADISON, WI 53713

Mailing Address:
PO Box 8971 #6-97
Madison WI 53708-8971
Fax: (608) 264-6887
lgs@wisconsin.gov

September 13, 2024

CORY SWEDBERG
TOWN OF VANDENBROEK
W2030 COUNTY ROAD JJ
KAUKAUNA WI 54130

Notice of Shared Revenue – 2025 Original Estimate

Notice Information

The Wisconsin Department of Revenue (DOR) is providing the **estimated** shared revenue amounts your local government will receive in 2025 under current state law for county and municipal aid, supplemental county and municipal aid, utility aid and the expenditure restraint incentive program. This does not include adjustments, shown on the July and November payment notices.

District	TOWN OF VANDENBROEK	County	OUTAGAMIE	Co-muni code	44-040
-----------------	---------------------	---------------	-----------	---------------------	--------

Estimate Information

For an explanation of each aid payment listed below, review the additional information in this notice.

2025 Original Estimate	
1. County and municipal aid	\$19,338.57
2. Utility aid	\$0.00
3. Supplemental county and municipal aid	\$59,331.99
4. Expenditure restraint incentive program	\$0.00
5. Total Estimated 2025 Payments (sum of Lines 1-4)	\$78,670.56

Payment Information

Your local government will receive two distributions in 2025 :

- July 28, 2025: 15% of Line 1, 2, and 3 and 100% of Line 4 (*shown above*)
- November 17, 2025: balance of your 2025 aid payments

County and Municipal Aid

Under state law, the county and municipal aid paid to each county and municipality must be equal to the amount determined in 2012 (sec. 79.036, Wis. Stats.) and adjusted for fallen protective services insurance reimbursement (sec. 79.036(4), Wis. Stats.).

County and Municipal Aid Calculation	
1. Prior year county and municipal aid	\$18,905.15
2. Increase due to sales tax revenue, including adjustments (<i>district changes</i>)	\$434.82
3. Fallen protective services insurance adjustment	-\$1.40
4. Fallen protective services insurance reimbursement (<i>reported to DOR</i>)	\$0.00
5. Total County and Municipal Aid (sum of Lines 1-4)	\$19,338.57

Utility Aid

- Under state law, utility aid is distributed to each county and municipality where tax-exempt utility property is located (sec. 79.04, Wis. Stats.)
- Utility companies report utility property information to DOR annually
- DOR uses the provided information to accurately calculate utility aid (*shown below*)

Utility Aid Calculation	
1. Net book value, <i>as of December 31, 2024 (including expected additions/retirements)</i>	\$0.00
2. Total net book value payment	\$0.00
3. Minimum payment	\$0.00
4. Megawatt capacity	0.0
5. Megawatt capacity payment	\$0.00
6. Closed/decommissioned production plant (phased down) payment	\$0.00
7. Subtotal (<i>sum of Lines 2, 3, 5 and 6</i>)	\$0.00
8. Population cap	\$722,075.00
9. Adjusted subtotal (<i>lesser of Line 7 or Line 8</i>)	\$0.00
10. Adjacent site incentive payment	\$0.00
11. Baseload incentive payment	\$0.00
12. Co-generation incentive payment	\$0.00
13. Alternative energy incentive payment	\$0.00
14. Total incentive payments (<i>sum of Lines 10 through 13</i>)	\$0.00
15. Spent nuclear fuel payment	\$0.00
16. Total Utility Aid – this is the utility aid payment listed on the front of the estimate (<i>sum of Lines 9, 14 and 15</i>)	\$0.00

Supplemental County and Municipal Aid

- Under state law, supplemental county and municipal aid paid to each county and municipality is determined by 2023 Wisconsin Act 12 (sec. 79.037, Wis. Stats.)
- For detailed information, review [county and municipal aid spreadsheet](#)

Supplemental County and Municipal Aid Calculation	
1. Prior year supplemental county and municipal aid	\$57,998.04
2. Increase due to sales tax revenue including adjustments (<i>district changes</i>)	\$1,333.95
3. Total Supplemental County and Municipal Aid (<i>sum of Lines 1 and 2</i>)	\$59,331.99

Expenditure Restraint Incentive Program

- Only municipalities are eligible to receive Expenditure Restraint Incentive Program (ERIP) payments
- Under state law, in 2025, each municipality will receive a payment that is equal to the amount of the payment received by the municipality in 2024 (sec. 79.05(4), Wis. Stats., from 2023 WI Act 12 – notwithstanding subs. (2) and (3))

Contact Information

If you have questions, contact us at lgs@wisconsin.gov, (608) 266-8618 or (608) 261-5167.



State of Wisconsin • DEPARTMENT OF REVENUE

DIVISION OF STATE AND LOCAL FINANCE • BUREAU OF LOCAL GOVERNMENT SERVICES • 2135 RIMROCK RD MADISON, WI 53713

Mailing Address:
PO Box 8971 #6-97
Madison WI 53708-8971
Fax: (608) 264-6887
lgs@wisconsin.gov

September 13, 2024

ASHLEY JANKE
VILLAGE OF BEAR CREEK
P.O. BOX 28
BEAR CREEK WI 54922-0028

Notice of Shared Revenue – 2025 Original Estimate

Notice Information

The Wisconsin Department of Revenue (DOR) is providing the **estimated** shared revenue amounts your local government will receive in 2025 under current state law for county and municipal aid, supplemental county and municipal aid, utility aid and the expenditure restraint incentive program. This does not include adjustments, shown on the July and November payment notices.

District	VILLAGE OF BEAR CREEK	County	OUTAGAMIE	Co-muni code	44-106
-----------------	-----------------------	---------------	-----------	---------------------	--------

Estimate Information

For an explanation of each aid payment listed below, review the additional information in this notice.

2025 Original Estimate	
1. County and municipal aid	\$210,542.40
2. Utility aid	\$4,719.72
3. Supplemental county and municipal aid	\$42,114.81
4. Expenditure restraint incentive program	\$0.00
5. Total Estimated 2025 Payments (sum of Lines 1-4)	\$257,376.93

Payment Information

Your local government will receive two distributions in 2025 :

- July 28, 2025: 15% of Line 1, 2, and 3 and 100% of Line 4 (*shown above*)
- November 17, 2025: balance of your 2025 aid payments

County and Municipal Aid

Under state law, the county and municipal aid paid to each county and municipality must be equal to the amount determined in 2012 (sec. 79.036, Wis. Stats.) and adjusted for fallen protective services insurance reimbursement (sec. 79.036(4), Wis. Stats.).

County and Municipal Aid Calculation	
1. Prior year county and municipal aid	\$205,823.67
2. Increase due to sales tax revenue, including adjustments (<i>district changes</i>)	\$4,733.94
3. Fallen protective services insurance adjustment	-\$15.21
4. Fallen protective services insurance reimbursement (<i>reported to DOR</i>)	\$0.00
5. Total County and Municipal Aid (sum of Lines 1-4)	\$210,542.40

Utility Aid

- Under state law, utility aid is distributed to each county and municipality where tax-exempt utility property is located (sec. 79.04, Wis. Stats.)
- Utility companies report utility property information to DOR annually
- DOR uses the provided information to accurately calculate utility aid (*shown below*)

Utility Aid Calculation	
1. Net book value, <i>as of December 31, 2024 (including expected additions/retirements)</i>	\$786,620.00
2. Total net book value payment	\$4,719.72
3. Minimum payment	\$0.00
4. Megawatt capacity	0.0
5. Megawatt capacity payment	\$0.00
6. Closed/decommissioned production plant (phased down) payment	\$0.00
7. Subtotal (<i>sum of Lines 2, 3, 5 and 6</i>)	\$4,719.72
8. Population cap	\$176,800.00
9. Adjusted subtotal (<i>lesser of Line 7 or Line 8</i>)	\$4,719.72
10. Adjacent site incentive payment	\$0.00
11. Baseload incentive payment	\$0.00
12. Co-generation incentive payment	\$0.00
13. Alternative energy incentive payment	\$0.00
14. Total incentive payments (<i>sum of Lines 10 through 13</i>)	\$0.00
15. Spent nuclear fuel payment	\$0.00
16. Total Utility Aid – this is the utility aid payment listed on the front of the estimate (<i>sum of Lines 9, 14 and 15</i>)	\$4,719.72

Supplemental County and Municipal Aid

- Under state law, supplemental county and municipal aid paid to each county and municipality is determined by 2023 Wisconsin Act 12 (sec. 79.037, Wis. Stats.)
- For detailed information, review [county and municipal aid spreadsheet](#)

Supplemental County and Municipal Aid Calculation	
1. Prior year supplemental county and municipal aid	\$41,167.95
2. Increase due to sales tax revenue including adjustments (<i>district changes</i>)	\$946.86
3. Total Supplemental County and Municipal Aid (<i>sum of Lines 1 and 2</i>)	\$42,114.81

Expenditure Restraint Incentive Program

- Only municipalities are eligible to receive Expenditure Restraint Incentive Program (ERIP) payments
- Under state law, in 2025, each municipality will receive a payment that is equal to the amount of the payment received by the municipality in 2024 (sec. 79.05(4), Wis. Stats., from 2023 WI Act 12 – notwithstanding subs. (2) and (3))

Contact Information

If you have questions, contact us at lgs@wisconsin.gov, (608) 266-8618 or (608) 261-5167.



State of Wisconsin • DEPARTMENT OF REVENUE

DIVISION OF STATE AND LOCAL FINANCE • BUREAU OF LOCAL GOVERNMENT SERVICES • 2135 RIMROCK RD MADISON, WI 53713

Mailing Address:
PO Box 8971 #6-97
Madison WI 53708-8971
Fax: (608) 264-6887
lgs@wisconsin.gov

September 13, 2024

ELIZABETH RINDT
VILLAGE OF BLACK CREEK
301 N MAPLE ST
BLACK CREEK WI 54106-9791

Notice of Shared Revenue – 2025 Original Estimate

Notice Information

The Wisconsin Department of Revenue (DOR) is providing the **estimated** shared revenue amounts your local government will receive in 2025 under current state law for county and municipal aid, supplemental county and municipal aid, utility aid and the expenditure restraint incentive program. This does not include adjustments, shown on the July and November payment notices.

District	VILLAGE OF BLACK CREEK	County	OUTAGAMIE	Co-muni code	44-107
-----------------	------------------------	---------------	-----------	---------------------	--------

Estimate Information

For an explanation of each aid payment listed below, review the additional information in this notice.

2025 Original Estimate	
1. County and municipal aid	\$333,042.28
2. Utility aid	\$3,870.13
3. Supplemental county and municipal aid	\$66,618.47
4. Expenditure restraint incentive program	\$9,115.84
5. Total Estimated 2025 Payments (sum of Lines 1-4)	\$412,646.72

Payment Information

Your local government will receive two distributions in 2025 :

- July 28, 2025: 15% of Line 1, 2, and 3 and 100% of Line 4 (*shown above*)
- November 17, 2025: balance of your 2025 aid payments

County and Municipal Aid

Under state law, the county and municipal aid paid to each county and municipality must be equal to the amount determined in 2012 (sec. 79.036, Wis. Stats.) and adjusted for fallen protective services insurance reimbursement (sec. 79.036(4), Wis. Stats.).

County and Municipal Aid Calculation	
1. Prior year county and municipal aid	\$325,578.05
2. Increase due to sales tax revenue, including adjustments (<i>district changes</i>)	\$7,488.29
3. Fallen protective services insurance adjustment	-\$24.06
4. Fallen protective services insurance reimbursement (<i>reported to DOR</i>)	\$0.00
5. Total County and Municipal Aid (sum of Lines 1-4)	\$333,042.28

Utility Aid

- Under state law, utility aid is distributed to each county and municipality where tax-exempt utility property is located (sec. 79.04, Wis. Stats.)
- Utility companies report utility property information to DOR annually
- DOR uses the provided information to accurately calculate utility aid (*shown below*)

Utility Aid Calculation	
1. Net book value, as of December 31, 2024 (including expected additions/retirements)	\$645,021.00
2. Total net book value payment	\$3,870.13
3. Minimum payment	\$0.00
4. Megawatt capacity	0.0
5. Megawatt capacity payment	\$0.00
6. Closed/decommissioned production plant (phased down) payment	\$0.00
7. Subtotal (sum of Lines 2, 3, 5 and 6)	\$3,870.13
8. Population cap	\$565,250.00
9. Adjusted subtotal (lesser of Line 7 or Line 8)	\$3,870.13
10. Adjacent site incentive payment	\$0.00
11. Baseload incentive payment	\$0.00
12. Co-generation incentive payment	\$0.00
13. Alternative energy incentive payment	\$0.00
14. Total incentive payments (sum of Lines 10 through 13)	\$0.00
15. Spent nuclear fuel payment	\$0.00
16. Total Utility Aid – this is the utility aid payment listed on the front of the estimate (sum of Lines 9, 14 and 15)	\$3,870.13

Supplemental County and Municipal Aid

- Under state law, supplemental county and municipal aid paid to each county and municipality is determined by 2023 Wisconsin Act 12 (sec. 79.037, Wis. Stats.)
- For detailed information, review [county and municipal aid spreadsheet](#)

Supplemental County and Municipal Aid Calculation	
1. Prior year supplemental county and municipal aid	\$65,120.69
2. Increase due to sales tax revenue including adjustments (district changes)	\$1,497.78
3. Total Supplemental County and Municipal Aid (sum of Lines 1 and 2)	\$66,618.47

Expenditure Restraint Incentive Program

- Only municipalities are eligible to receive Expenditure Restraint Incentive Program (ERIP) payments
- Under state law, in 2025, each municipality will receive a payment that is equal to the amount of the payment received by the municipality in 2024 (sec. 79.05(4), Wis. Stats., from 2023 WI Act 12 – notwithstanding subs. (2) and (3))

Contact Information

If you have questions, contact us at lgs@wisconsin.gov, (608) 266-8618 or (608) 261-5167.



State of Wisconsin • DEPARTMENT OF REVENUE

DIVISION OF STATE AND LOCAL FINANCE • BUREAU OF LOCAL GOVERNMENT SERVICES • 2135 RIMROCK RD MADISON, WI 53713

Mailing Address:
PO Box 8971 #6-97
Madison WI 53708-8971
Fax: (608) 264-6887
lgs@wisconsin.gov

September 13, 2024

RACQUEL SHAMPO-GIESE
VILLAGE OF COMBINED LOCKS
405 WALLACE ST
COMBINED LOCKS WI 54113-1129

Notice of Shared Revenue – 2025 Original Estimate

Notice Information

The Wisconsin Department of Revenue (DOR) is providing the **estimated** shared revenue amounts your local government will receive in 2025 under current state law for county and municipal aid, supplemental county and municipal aid, utility aid and the expenditure restraint incentive program. This does not include adjustments, shown on the July and November payment notices.

District	VILLAGE OF COMBINED LOCKS	County	OUTAGAMIE	Co-muni code	44-111
-----------------	---------------------------	---------------	-----------	---------------------	--------

Estimate Information

For an explanation of each aid payment listed below, review the additional information in this notice.

2025 Original Estimate	
1. County and municipal aid	\$280,105.52
2. Utility aid	\$148,486.98
3. Supplemental county and municipal aid	\$93,171.43
4. Expenditure restraint incentive program	\$0.00
5. Total Estimated 2025 Payments (sum of Lines 1-4)	\$521,763.93

Payment Information

Your local government will receive two distributions in 2025 :

- July 28, 2025: 15% of Line 1, 2, and 3 and 100% of Line 4 (*shown above*)
- November 17, 2025: balance of your 2025 aid payments

County and Municipal Aid

Under state law, the county and municipal aid paid to each county and municipality must be equal to the amount determined in 2012 (sec. 79.036, Wis. Stats.) and adjusted for fallen protective services insurance reimbursement (sec. 79.036(4), Wis. Stats.).

County and Municipal Aid Calculation	
1. Prior year county and municipal aid	\$273,827.72
2. Increase due to sales tax revenue, including adjustments (<i>district changes</i>)	\$6,298.04
3. Fallen protective services insurance adjustment	-\$20.24
4. Fallen protective services insurance reimbursement (<i>reported to DOR</i>)	\$0.00
5. Total County and Municipal Aid (sum of Lines 1-4)	\$280,105.52

Utility Aid

- Under state law, utility aid is distributed to each county and municipality where tax-exempt utility property is located (sec. 79.04, Wis. Stats.)
- Utility companies report utility property information to DOR annually
- DOR uses the provided information to accurately calculate utility aid (*shown below*)

Utility Aid Calculation	
1. Net book value, <i>as of December 31, 2024 (including expected additions/retirements)</i>	\$9,970,053.00
2. Total net book value payment	\$59,820.32
3. Minimum payment	\$0.00
4. Megawatt capacity	66.5
5. Megawatt capacity payment	\$88,666.66
6. Closed/decommissioned production plant (phased down) payment	\$0.00
7. Subtotal (<i>sum of Lines 2, 3, 5 and 6</i>)	\$148,486.98
8. Population cap	\$1,543,175.00
9. Adjusted subtotal (<i>lesser of Line 7 or Line 8</i>)	\$148,486.98
10. Adjacent site incentive payment	\$0.00
11. Baseload incentive payment	\$0.00
12. Co-generation incentive payment	\$0.00
13. Alternative energy incentive payment	\$0.00
14. Total incentive payments (<i>sum of Lines 10 through 13</i>)	\$0.00
15. Spent nuclear fuel payment	\$0.00
16. Total Utility Aid – this is the utility aid payment listed on the front of the estimate (<i>sum of Lines 9, 14 and 15</i>)	\$148,486.98

Supplemental County and Municipal Aid

- Under state law, supplemental county and municipal aid paid to each county and municipality is determined by 2023 Wisconsin Act 12 (sec. 79.037, Wis. Stats.)
- For detailed information, review [county and municipal aid spreadsheet](#)

Supplemental County and Municipal Aid Calculation	
1. Prior year supplemental county and municipal aid	\$91,076.67
2. Increase due to sales tax revenue including adjustments (<i>district changes</i>)	\$2,094.76
3. Total Supplemental County and Municipal Aid (<i>sum of Lines 1 and 2</i>)	\$93,171.43

Expenditure Restraint Incentive Program

- Only municipalities are eligible to receive Expenditure Restraint Incentive Program (ERIP) payments
- Under state law, in 2025, each municipality will receive a payment that is equal to the amount of the payment received by the municipality in 2024 (sec. 79.05(4), Wis. Stats., from 2023 WI Act 12 – notwithstanding subs. (2) and (3))

Contact Information

If you have questions, contact us at lgs@wisconsin.gov, (608) 266-8618 or (608) 261-5167.



State of Wisconsin • DEPARTMENT OF REVENUE

DIVISION OF STATE AND LOCAL FINANCE • BUREAU OF LOCAL GOVERNMENT SERVICES • 2135 RIMROCK RD MADISON, WI 53713

Mailing Address:
PO Box 8971 #6-97
Madison WI 53708-8971
Fax: (608) 264-6887
lgs@wisconsin.gov

September 13, 2024

WENDY HELGESON
VILLAGE OF GREENVILLE
POB 60 W6860 PARKVIEW DR.
GREENVILLE WI 54942-0060

Notice of Shared Revenue – 2025 Original Estimate

Notice Information

The Wisconsin Department of Revenue (DOR) is providing the **estimated** shared revenue amounts your local government will receive in 2025 under current state law for county and municipal aid, supplemental county and municipal aid, utility aid and the expenditure restraint incentive program. This does not include adjustments, shown on the July and November payment notices.

District	VILLAGE OF GREENVILLE	County	OUTAGAMIE	Co-muni code	44-122
-----------------	-----------------------	---------------	-----------	---------------------	--------

Estimate Information

For an explanation of each aid payment listed below, review the additional information in this notice.

2025 Original Estimate	
1. County and municipal aid	\$77,174.49
2. Utility aid	\$16,415.42
3. Supplemental county and municipal aid	\$328,138.82
4. Expenditure restraint incentive program	\$0.00
5. Total Estimated 2025 Payments (sum of Lines 1-4)	\$421,728.73

Payment Information

Your local government will receive two distributions in 2025 :

- July 28, 2025: 15% of Line 1, 2, and 3 and 100% of Line 4 (*shown above*)
- November 17, 2025: balance of your 2025 aid payments

County and Municipal Aid

Under state law, the county and municipal aid paid to each county and municipality must be equal to the amount determined in 2012 (sec. 79.036, Wis. Stats.) and adjusted for fallen protective services insurance reimbursement (sec. 79.036(4), Wis. Stats.).

County and Municipal Aid Calculation	
1. Prior year county and municipal aid	\$75,444.84
2. Increase due to sales tax revenue, including adjustments (<i>district changes</i>)	\$1,735.23
3. Fallen protective services insurance adjustment	-\$5.58
4. Fallen protective services insurance reimbursement (<i>reported to DOR</i>)	\$0.00
5. Total County and Municipal Aid (sum of Lines 1-4)	\$77,174.49

Utility Aid

- Under state law, utility aid is distributed to each county and municipality where tax-exempt utility property is located (sec. 79.04, Wis. Stats.)
- Utility companies report utility property information to DOR annually
- DOR uses the provided information to accurately calculate utility aid (*shown below*)

Utility Aid Calculation	
1. Net book value, as of December 31, 2024 (including expected additions/retirements)	\$2,735,903.00
2. Total net book value payment	\$16,415.42
3. Minimum payment	\$0.00
4. Megawatt capacity	0.0
5. Megawatt capacity payment	\$0.00
6. Closed/decommissioned production plant (phased down) payment	\$0.00
7. Subtotal (sum of Lines 2, 3, 5 and 6)	\$16,415.42
8. Population cap	\$5,734,525.00
9. Adjusted subtotal (lesser of Line 7 or Line 8)	\$16,415.42
10. Adjacent site incentive payment	\$0.00
11. Baseload incentive payment	\$0.00
12. Co-generation incentive payment	\$0.00
13. Alternative energy incentive payment	\$0.00
14. Total incentive payments (sum of Lines 10 through 13)	\$0.00
15. Spent nuclear fuel payment	\$0.00
16. Total Utility Aid – this is the utility aid payment listed on the front of the estimate (sum of Lines 9, 14 and 15)	\$16,415.42

Supplemental County and Municipal Aid

- Under state law, supplemental county and municipal aid paid to each county and municipality is determined by 2023 Wisconsin Act 12 (sec. 79.037, Wis. Stats.)
- For detailed information, review [county and municipal aid spreadsheet](#)

Supplemental County and Municipal Aid Calculation	
1. Prior year supplemental county and municipal aid	\$320,761.31
2. Increase due to sales tax revenue including adjustments (district changes)	\$7,377.51
3. Total Supplemental County and Municipal Aid (sum of Lines 1 and 2)	\$328,138.82

Expenditure Restraint Incentive Program

- Only municipalities are eligible to receive Expenditure Restraint Incentive Program (ERIP) payments
- Under state law, in 2025, each municipality will receive a payment that is equal to the amount of the payment received by the municipality in 2024 (sec. 79.05(4), Wis. Stats., from 2023 WI Act 12 – notwithstanding subs. (2) and (3))

Contact Information

If you have questions, contact us at lgs@wisconsin.gov, (608) 266-8618 or (608) 261-5167.



State of Wisconsin • DEPARTMENT OF REVENUE

DIVISION OF STATE AND LOCAL FINANCE • BUREAU OF LOCAL GOVERNMENT SERVICES • 2135 RIMROCK RD MADISON, WI 53713

Mailing Address:
PO Box 8971 #6-97
Madison WI 53708-8971
Fax: (608) 264-6887
lgs@wisconsin.gov

September 13, 2024

JANE BOOTH
VILLAGE OF HORTONVILLE
PO BOX 99, 531 N NASH ST
HORTONVILLE WI 54944-0099

Notice of Shared Revenue – 2025 Original Estimate

Notice Information

The Wisconsin Department of Revenue (DOR) is providing the **estimated** shared revenue amounts your local government will receive in 2025 under current state law for county and municipal aid, supplemental county and municipal aid, utility aid and the expenditure restraint incentive program. This does not include adjustments, shown on the July and November payment notices.

District	VILLAGE OF HORTONVILLE	County	OUTAGAMIE	Co-muni code	44-136
-----------------	------------------------	---------------	-----------	---------------------	--------

Estimate Information

For an explanation of each aid payment listed below, review the additional information in this notice.

2025 Original Estimate	
1. County and municipal aid	\$474,696.86
2. Utility aid	\$2,660.86
3. Supplemental county and municipal aid	\$94,953.64
4. Expenditure restraint incentive program	\$26,242.95
5. Total Estimated 2025 Payments (sum of Lines 1-4)	\$598,554.31

Payment Information

Your local government will receive two distributions in 2025 :

- July 28, 2025: 15% of Line 1, 2, and 3 and 100% of Line 4 (*shown above*)
- November 17, 2025: balance of your 2025 aid payments

County and Municipal Aid

Under state law, the county and municipal aid paid to each county and municipality must be equal to the amount determined in 2012 (sec. 79.036, Wis. Stats.) and adjusted for fallen protective services insurance reimbursement (sec. 79.036(4), Wis. Stats.).

County and Municipal Aid Calculation	
1. Prior year county and municipal aid	\$464,057.83
2. Increase due to sales tax revenue, including adjustments (<i>district changes</i>)	\$10,673.33
3. Fallen protective services insurance adjustment	-\$34.30
4. Fallen protective services insurance reimbursement (<i>reported to DOR</i>)	\$0.00
5. Total County and Municipal Aid (sum of Lines 1-4)	\$474,696.86

Utility Aid

- Under state law, utility aid is distributed to each county and municipality where tax-exempt utility property is located (sec. 79.04, Wis. Stats.)
- Utility companies report utility property information to DOR annually
- DOR uses the provided information to accurately calculate utility aid (*shown below*)

Utility Aid Calculation	
1. Net book value, <i>as of December 31, 2024 (including expected additions/retirements)</i>	\$443,477.00
2. Total net book value payment	\$2,660.86
3. Minimum payment	\$0.00
4. Megawatt capacity	0.0
5. Megawatt capacity payment	\$0.00
6. Closed/decommissioned production plant (phased down) payment	\$0.00
7. Subtotal (<i>sum of Lines 2, 3, 5 and 6</i>)	\$2,660.86
8. Population cap	\$1,448,400.00
9. Adjusted subtotal (<i>lesser of Line 7 or Line 8</i>)	\$2,660.86
10. Adjacent site incentive payment	\$0.00
11. Baseload incentive payment	\$0.00
12. Co-generation incentive payment	\$0.00
13. Alternative energy incentive payment	\$0.00
14. Total incentive payments (<i>sum of Lines 10 through 13</i>)	\$0.00
15. Spent nuclear fuel payment	\$0.00
16. Total Utility Aid – this is the utility aid payment listed on the front of the estimate (<i>sum of Lines 9, 14 and 15</i>)	\$2,660.86

Supplemental County and Municipal Aid

- Under state law, supplemental county and municipal aid paid to each county and municipality is determined by 2023 Wisconsin Act 12 (sec. 79.037, Wis. Stats.)
- For detailed information, review [county and municipal aid spreadsheet](#)

Supplemental County and Municipal Aid Calculation	
1. Prior year supplemental county and municipal aid	\$92,818.81
2. Increase due to sales tax revenue including adjustments (<i>district changes</i>)	\$2,134.83
3. Total Supplemental County and Municipal Aid (<i>sum of Lines 1 and 2</i>)	\$94,953.64

Expenditure Restraint Incentive Program

- Only municipalities are eligible to receive Expenditure Restraint Incentive Program (ERIP) payments
- Under state law, in 2025, each municipality will receive a payment that is equal to the amount of the payment received by the municipality in 2024 (sec. 79.05(4), Wis. Stats., from 2023 WI Act 12 – notwithstanding subs. (2) and (3))

Contact Information

If you have questions, contact us at lgs@wisconsin.gov, (608) 266-8618 or (608) 261-5167.



State of Wisconsin • DEPARTMENT OF REVENUE

DIVISION OF STATE AND LOCAL FINANCE • BUREAU OF LOCAL GOVERNMENT SERVICES • 2135 RIMROCK RD MADISON, WI 53713

Mailing Address:
PO Box 8971 #6-97
Madison WI 53708-8971
Fax: (608) 264-6887
lgs@wisconsin.gov

September 13, 2024

JENNIFER WEYENBERG
VILLAGE OF KIMBERLY
515 W KIMBERLY AVE
KIMBERLY WI 54136-1335

Notice of Shared Revenue – 2025 Original Estimate

Notice Information

The Wisconsin Department of Revenue (DOR) is providing the **estimated** shared revenue amounts your local government will receive in 2025 under current state law for county and municipal aid, supplemental county and municipal aid, utility aid and the expenditure restraint incentive program. This does not include adjustments, shown on the July and November payment notices.

District	VILLAGE OF KIMBERLY	County	OUTAGAMIE	Co-muni code	44-141
-----------------	---------------------	---------------	-----------	---------------------	--------

Estimate Information

For an explanation of each aid payment listed below, review the additional information in this notice.

2025 Original Estimate	
1. County and municipal aid	\$390,535.77
2. Utility aid	\$61,311.01
3. Supplemental county and municipal aid	\$200,849.46
4. Expenditure restraint incentive program	\$60,306.83
5. Total Estimated 2025 Payments (sum of Lines 1-4)	\$713,003.07

Payment Information

Your local government will receive two distributions in 2025 :

- July 28, 2025: 15% of Line 1, 2, and 3 and 100% of Line 4 (*shown above*)
- November 17, 2025: balance of your 2025 aid payments

County and Municipal Aid

Under state law, the county and municipal aid paid to each county and municipality must be equal to the amount determined in 2012 (sec. 79.036, Wis. Stats.) and adjusted for fallen protective services insurance reimbursement (sec. 79.036(4), Wis. Stats.).

County and Municipal Aid Calculation	
1. Prior year county and municipal aid	\$381,782.98
2. Increase due to sales tax revenue, including adjustments (<i>district changes</i>)	\$8,781.01
3. Fallen protective services insurance adjustment	-\$28.22
4. Fallen protective services insurance reimbursement (<i>reported to DOR</i>)	\$0.00
5. Total County and Municipal Aid (sum of Lines 1-4)	\$390,535.77

Utility Aid

- Under state law, utility aid is distributed to each county and municipality where tax-exempt utility property is located (sec. 79.04, Wis. Stats.)
- Utility companies report utility property information to DOR annually
- DOR uses the provided information to accurately calculate utility aid (*shown below*)

Utility Aid Calculation	
1. Net book value, <i>as of December 31, 2024 (including expected additions/retirements)</i>	\$10,218,502.00
2. Total net book value payment	\$61,311.01
3. Minimum payment	\$0.00
4. Megawatt capacity	0.0
5. Megawatt capacity payment	\$0.00
6. Closed/decommissioned production plant (phased down) payment	\$0.00
7. Subtotal (<i>sum of Lines 2, 3, 5 and 6</i>)	\$61,311.01
8. Population cap	\$3,282,700.00
9. Adjusted subtotal (<i>lesser of Line 7 or Line 8</i>)	\$61,311.01
10. Adjacent site incentive payment	\$0.00
11. Baseload incentive payment	\$0.00
12. Co-generation incentive payment	\$0.00
13. Alternative energy incentive payment	\$0.00
14. Total incentive payments (<i>sum of Lines 10 through 13</i>)	\$0.00
15. Spent nuclear fuel payment	\$0.00
16. Total Utility Aid – this is the utility aid payment listed on the front of the estimate (<i>sum of Lines 9, 14 and 15</i>)	\$61,311.01

Supplemental County and Municipal Aid

- Under state law, supplemental county and municipal aid paid to each county and municipality is determined by 2023 Wisconsin Act 12 (sec. 79.037, Wis. Stats.)
- For detailed information, review [county and municipal aid spreadsheet](#)

Supplemental County and Municipal Aid Calculation	
1. Prior year supplemental county and municipal aid	\$196,333.78
2. Increase due to sales tax revenue including adjustments (<i>district changes</i>)	\$4,515.68
3. Total Supplemental County and Municipal Aid (<i>sum of Lines 1 and 2</i>)	\$200,849.46

Expenditure Restraint Incentive Program

- Only municipalities are eligible to receive Expenditure Restraint Incentive Program (ERIP) payments
- Under state law, in 2025, each municipality will receive a payment that is equal to the amount of the payment received by the municipality in 2024 (sec. 79.05(4), Wis. Stats., from 2023 WI Act 12 – notwithstanding subs. (2) and (3))

Contact Information

If you have questions, contact us at lgs@wisconsin.gov, (608) 266-8618 or (608) 261-5167.



State of Wisconsin • DEPARTMENT OF REVENUE

DIVISION OF STATE AND LOCAL FINANCE • BUREAU OF LOCAL GOVERNMENT SERVICES • 2135 RIMROCK RD MADISON, WI 53713

Mailing Address:
PO Box 8971 #6-97
Madison WI 53708-8971
Fax: (608) 264-6887
lgs@wisconsin.gov

September 13, 2024

LAURIE DECKER
VILLAGE OF LITTLE CHUTE
108 W MAIN ST
LITTLE CHUTE WI 54140-1750

Notice of Shared Revenue – 2025 Original Estimate

Notice Information

The Wisconsin Department of Revenue (DOR) is providing the **estimated** shared revenue amounts your local government will receive in 2025 under current state law for county and municipal aid, supplemental county and municipal aid, utility aid and the expenditure restraint incentive program. This does not include adjustments, shown on the July and November payment notices.

District	VILLAGE OF LITTLE CHUTE	County	OUTAGAMIE	Co-muni code	44-146
-----------------	-------------------------	---------------	-----------	---------------------	--------

Estimate Information

For an explanation of each aid payment listed below, review the additional information in this notice.

2025 Original Estimate	
1. County and municipal aid	\$1,535,336.82
2. Utility aid	\$19,461.44
3. Supplemental county and municipal aid	\$410,780.74
4. Expenditure restraint incentive program	\$68,050.16
5. Total Estimated 2025 Payments (sum of Lines 1-4)	\$2,033,629.16

Payment Information

Your local government will receive two distributions in 2025 :

- July 28, 2025: 15% of Line 1, 2, and 3 and 100% of Line 4 (*shown above*)
- November 17, 2025: balance of your 2025 aid payments

County and Municipal Aid

Under state law, the county and municipal aid paid to each county and municipality must be equal to the amount determined in 2012 (sec. 79.036, Wis. Stats.) and adjusted for fallen protective services insurance reimbursement (sec. 79.036(4), Wis. Stats.).

County and Municipal Aid Calculation	
1. Prior year county and municipal aid	\$1,500,926.44
2. Increase due to sales tax revenue, including adjustments (<i>district changes</i>)	\$34,521.31
3. Fallen protective services insurance adjustment	-\$110.93
4. Fallen protective services insurance reimbursement (<i>reported to DOR</i>)	\$0.00
5. Total County and Municipal Aid (sum of Lines 1-4)	\$1,535,336.82

Utility Aid

- Under state law, utility aid is distributed to each county and municipality where tax-exempt utility property is located (sec. 79.04, Wis. Stats.)
- Utility companies report utility property information to DOR annually
- DOR uses the provided information to accurately calculate utility aid (*shown below*)

Utility Aid Calculation	
1. Net book value, <i>as of December 31, 2024 (including expected additions/retirements)</i>	\$1,685,240.00
2. Total net book value payment	\$10,111.44
3. Minimum payment	\$0.00
4. Megawatt capacity	3.3
5. Megawatt capacity payment	\$4,400.00
6. Closed/decommissioned production plant (phased down) payment	\$0.00
7. Subtotal (<i>sum of Lines 2, 3, 5 and 6</i>)	\$14,511.44
8. Population cap	\$5,198,175.00
9. Adjusted subtotal (<i>lesser of Line 7 or Line 8</i>)	\$14,511.44
10. Adjacent site incentive payment	\$0.00
11. Baseload incentive payment	\$0.00
12. Co-generation incentive payment	\$0.00
13. Alternative energy incentive payment	\$4,950.00
14. Total incentive payments (<i>sum of Lines 10 through 13</i>)	\$4,950.00
15. Spent nuclear fuel payment	\$0.00
16. Total Utility Aid – this is the utility aid payment listed on the front of the estimate (<i>sum of Lines 9, 14 and 15</i>)	\$19,461.44

Supplemental County and Municipal Aid

- Under state law, supplemental county and municipal aid paid to each county and municipality is determined by 2023 Wisconsin Act 12 (sec. 79.037, Wis. Stats.)
- For detailed information, review [county and municipal aid spreadsheet](#)

Supplemental County and Municipal Aid Calculation	
1. Prior year supplemental county and municipal aid	\$401,545.20
2. Increase due to sales tax revenue including adjustments (<i>district changes</i>)	\$9,235.54
3. Total Supplemental County and Municipal Aid (<i>sum of Lines 1 and 2</i>)	\$410,780.74

Expenditure Restraint Incentive Program

- Only municipalities are eligible to receive Expenditure Restraint Incentive Program (ERIP) payments
- Under state law, in 2025, each municipality will receive a payment that is equal to the amount of the payment received by the municipality in 2024 (sec. 79.05(4), Wis. Stats., from 2023 WI Act 12 – notwithstanding subs. (2) and (3))

Contact Information

If you have questions, contact us at lgs@wisconsin.gov, (608) 266-8618 or (608) 261-5167.



State of Wisconsin • DEPARTMENT OF REVENUE

DIVISION OF STATE AND LOCAL FINANCE • BUREAU OF LOCAL GOVERNMENT SERVICES • 2135 RIMROCK RD MADISON, WI 53713

Mailing Address:
PO Box 8971 #6-97
Madison WI 53708-8971
Fax: (608) 264-6887
lgs@wisconsin.gov

September 13, 2024

ROSEMARY STINGLE
VILLAGE OF NICHOLS
PO BOX 169, W5720 MAIN ST
NICHOLS WI 54152

Notice of Shared Revenue – 2025 Original Estimate

Notice Information

The Wisconsin Department of Revenue (DOR) is providing the **estimated** shared revenue amounts your local government will receive in 2025 under current state law for county and municipal aid, supplemental county and municipal aid, utility aid and the expenditure restraint incentive program. This does not include adjustments, shown on the July and November payment notices.

District	VILLAGE OF NICHOLS	County	OUTAGAMIE	Co-muni code	44-155
-----------------	--------------------	---------------	-----------	---------------------	--------

Estimate Information

For an explanation of each aid payment listed below, review the additional information in this notice.

2025 Original Estimate	
1. County and municipal aid	\$100,631.12
2. Utility aid	\$4,634.11
3. Supplemental county and municipal aid	\$35,659.82
4. Expenditure restraint incentive program	\$0.00
5. Total Estimated 2025 Payments (sum of Lines 1-4)	\$140,925.05

Payment Information

Your local government will receive two distributions in 2025 :

- July 28, 2025: 15% of Line 1, 2, and 3 and 100% of Line 4 (*shown above*)
- November 17, 2025: balance of your 2025 aid payments

County and Municipal Aid

Under state law, the county and municipal aid paid to each county and municipality must be equal to the amount determined in 2012 (sec. 79.036, Wis. Stats.) and adjusted for fallen protective services insurance reimbursement (sec. 79.036(4), Wis. Stats.).

County and Municipal Aid Calculation	
1. Prior year county and municipal aid	\$98,375.75
2. Increase due to sales tax revenue, including adjustments (<i>district changes</i>)	\$2,262.64
3. Fallen protective services insurance adjustment	-\$7.27
4. Fallen protective services insurance reimbursement (<i>reported to DOR</i>)	\$0.00
5. Total County and Municipal Aid (sum of Lines 1-4)	\$100,631.12

Utility Aid

- Under state law, utility aid is distributed to each county and municipality where tax-exempt utility property is located (sec. 79.04, Wis. Stats.)
- Utility companies report utility property information to DOR annually
- DOR uses the provided information to accurately calculate utility aid (*shown below*)

Utility Aid Calculation	
1. Net book value, <i>as of December 31, 2024 (including expected additions/retirements)</i>	\$772,351.00
2. Total net book value payment	\$4,634.11
3. Minimum payment	\$0.00
4. Megawatt capacity	0.0
5. Megawatt capacity payment	\$0.00
6. Closed/decommissioned production plant (phased down) payment	\$0.00
7. Subtotal (<i>sum of Lines 2, 3, 5 and 6</i>)	\$4,634.11
8. Population cap	\$121,550.00
9. Adjusted subtotal (<i>lesser of Line 7 or Line 8</i>)	\$4,634.11
10. Adjacent site incentive payment	\$0.00
11. Baseload incentive payment	\$0.00
12. Co-generation incentive payment	\$0.00
13. Alternative energy incentive payment	\$0.00
14. Total incentive payments (<i>sum of Lines 10 through 13</i>)	\$0.00
15. Spent nuclear fuel payment	\$0.00
16. Total Utility Aid – this is the utility aid payment listed on the front of the estimate (<i>sum of Lines 9, 14 and 15</i>)	\$4,634.11

Supplemental County and Municipal Aid

- Under state law, supplemental county and municipal aid paid to each county and municipality is determined by 2023 Wisconsin Act 12 (sec. 79.037, Wis. Stats.)
- For detailed information, review [county and municipal aid spreadsheet](#)

Supplemental County and Municipal Aid Calculation	
1. Prior year supplemental county and municipal aid	\$34,858.08
2. Increase due to sales tax revenue including adjustments (<i>district changes</i>)	\$801.74
3. Total Supplemental County and Municipal Aid (<i>sum of Lines 1 and 2</i>)	\$35,659.82

Expenditure Restraint Incentive Program

- Only municipalities are eligible to receive Expenditure Restraint Incentive Program (ERIP) payments
- Under state law, in 2025, each municipality will receive a payment that is equal to the amount of the payment received by the municipality in 2024 (sec. 79.05(4), Wis. Stats., from 2023 WI Act 12 – notwithstanding subs. (2) and (3))

Contact Information

If you have questions, contact us at lgs@wisconsin.gov, (608) 266-8618 or (608) 261-5167.



State of Wisconsin • DEPARTMENT OF REVENUE

DIVISION OF STATE AND LOCAL FINANCE • BUREAU OF LOCAL GOVERNMENT SERVICES • 2135 RIMROCK RD MADISON, WI 53713

Mailing Address:
PO Box 8971 #6-97
Madison WI 53708-8971
Fax: (608) 264-6887
lgs@wisconsin.gov

September 13, 2024

LAURIE SWEENEY
VILLAGE OF SHIOCTON
PO BOX 96, N5605 STATE HWY 76
SHIOCTON WI 54170-0096

Notice of Shared Revenue – 2025 Original Estimate

Notice Information

The Wisconsin Department of Revenue (DOR) is providing the **estimated** shared revenue amounts your local government will receive in 2025 under current state law for county and municipal aid, supplemental county and municipal aid, utility aid and the expenditure restraint incentive program. This does not include adjustments, shown on the July and November payment notices.

District	VILLAGE OF SHIOCTON	County	OUTAGAMIE	Co-muni code	44-181
-----------------	---------------------	---------------	-----------	---------------------	--------

Estimate Information

For an explanation of each aid payment listed below, review the additional information in this notice.

2025 Original Estimate	
1. County and municipal aid	\$352,046.11
2. Utility aid	\$1,187.08
3. Supplemental county and municipal aid	\$70,419.80
4. Expenditure restraint incentive program	\$9,287.11
5. Total Estimated 2025 Payments (sum of Lines 1-4)	\$432,940.10

Payment Information

Your local government will receive two distributions in 2025 :

- July 28, 2025: 15% of Line 1, 2, and 3 and 100% of Line 4 (*shown above*)
- November 17, 2025: balance of your 2025 aid payments

County and Municipal Aid

Under state law, the county and municipal aid paid to each county and municipality must be equal to the amount determined in 2012 (sec. 79.036, Wis. Stats.) and adjusted for fallen protective services insurance reimbursement (sec. 79.036(4), Wis. Stats.).

County and Municipal Aid Calculation	
1. Prior year county and municipal aid	\$344,155.95
2. Increase due to sales tax revenue, including adjustments (<i>district changes</i>)	\$7,915.59
3. Fallen protective services insurance adjustment	-\$25.43
4. Fallen protective services insurance reimbursement (<i>reported to DOR</i>)	\$0.00
5. Total County and Municipal Aid (sum of Lines 1-4)	\$352,046.11

Utility Aid

- Under state law, utility aid is distributed to each county and municipality where tax-exempt utility property is located (sec. 79.04, Wis. Stats.)
- Utility companies report utility property information to DOR annually
- DOR uses the provided information to accurately calculate utility aid (*shown below*)

Utility Aid Calculation	
1. Net book value, <i>as of December 31, 2024 (including expected additions/retirements)</i>	\$197,847.00
2. Total net book value payment	\$1,187.08
3. Minimum payment	\$0.00
4. Megawatt capacity	0.0
5. Megawatt capacity payment	\$0.00
6. Closed/decommissioned production plant (phased down) payment	\$0.00
7. Subtotal (<i>sum of Lines 2, 3, 5 and 6</i>)	\$1,187.08
8. Population cap	\$393,975.00
9. Adjusted subtotal (<i>lesser of Line 7 or Line 8</i>)	\$1,187.08
10. Adjacent site incentive payment	\$0.00
11. Baseload incentive payment	\$0.00
12. Co-generation incentive payment	\$0.00
13. Alternative energy incentive payment	\$0.00
14. Total incentive payments (<i>sum of Lines 10 through 13</i>)	\$0.00
15. Spent nuclear fuel payment	\$0.00
16. Total Utility Aid – this is the utility aid payment listed on the front of the estimate (<i>sum of Lines 9, 14 and 15</i>)	\$1,187.08

Supplemental County and Municipal Aid

- Under state law, supplemental county and municipal aid paid to each county and municipality is determined by 2023 Wisconsin Act 12 (sec. 79.037, Wis. Stats.)
- For detailed information, review [county and municipal aid spreadsheet](#)

Supplemental County and Municipal Aid Calculation	
1. Prior year supplemental county and municipal aid	\$68,836.56
2. Increase due to sales tax revenue including adjustments (<i>district changes</i>)	\$1,583.24
3. Total Supplemental County and Municipal Aid (<i>sum of Lines 1 and 2</i>)	\$70,419.80

Expenditure Restraint Incentive Program

- Only municipalities are eligible to receive Expenditure Restraint Incentive Program (ERIP) payments
- Under state law, in 2025, each municipality will receive a payment that is equal to the amount of the payment received by the municipality in 2024 (sec. 79.05(4), Wis. Stats., from 2023 WI Act 12 – notwithstanding subs. (2) and (3))

Contact Information

If you have questions, contact us at lgs@wisconsin.gov, (608) 266-8618 or (608) 261-5167.



State of Wisconsin • DEPARTMENT OF REVENUE

DIVISION OF STATE AND LOCAL FINANCE • BUREAU OF LOCAL GOVERNMENT SERVICES • 2135 RIMROCK RD MADISON, WI 53713

Mailing Address:
PO Box 8971 #6-97
Madison WI 53708-8971
Fax: (608) 264-6887
lgs@wisconsin.gov

September 13, 2024

KAMI LYNCH
CITY OF APPLETON
100 N APPLETON ST
APPLETON WI 54911-4799

Notice of Shared Revenue – 2025 Original Estimate

Notice Information

The Wisconsin Department of Revenue (DOR) is providing the **estimated** shared revenue amounts your local government will receive in 2025 under current state law for county and municipal aid, supplemental county and municipal aid, utility aid and the expenditure restraint incentive program. This does not include adjustments, shown on the July and November payment notices.

District	CITY OF APPLETON	County	OUTAGAMIE	Co-muni code	44-201
-----------------	------------------	---------------	-----------	---------------------	--------

Estimate Information

For an explanation of each aid payment listed below, review the additional information in this notice.

2025 Original Estimate	
1. County and municipal aid	\$9,867,200.49
2. Utility aid	\$235,827.14
3. Supplemental county and municipal aid	\$1,966,523.12
4. Expenditure restraint incentive program	\$1,381,704.85
5. Total Estimated 2025 Payments (sum of Lines 1-4)	\$13,451,255.60

Payment Information

Your local government will receive two distributions in 2025 :

- July 28, 2025: 15% of Line 1, 2, and 3 and 100% of Line 4 (*shown above*)
- November 17, 2025: balance of your 2025 aid payments

County and Municipal Aid

Under state law, the county and municipal aid paid to each county and municipality must be equal to the amount determined in 2012 (sec. 79.036, Wis. Stats.) and adjusted for fallen protective services insurance reimbursement (sec. 79.036(4), Wis. Stats.).

County and Municipal Aid Calculation	
1. Prior year county and municipal aid	\$9,627,996.14
2. Increase due to sales tax revenue, including adjustments (<i>district changes</i>)	\$221,443.91
3. Fallen protective services insurance adjustment	-\$711.56
4. Fallen protective services insurance reimbursement (<i>reported to DOR</i>)	\$18,472.00
5. Total County and Municipal Aid (sum of Lines 1-4)	\$9,867,200.49

Utility Aid

- Under state law, utility aid is distributed to each county and municipality where tax-exempt utility property is located (sec. 79.04, Wis. Stats.)
- Utility companies report utility property information to DOR annually
- DOR uses the provided information to accurately calculate utility aid (*shown below*)

Utility Aid Calculation	
1. Net book value, <i>as of December 31, 2024 (including expected additions/retirements)</i>	\$38,407,302.00
2. Total net book value payment	\$230,443.81
3. Minimum payment	\$0.00
4. Megawatt capacity	1.9
5. Megawatt capacity payment	\$2,533.33
6. Closed/decommissioned production plant (phased down) payment	\$0.00
7. Subtotal (<i>sum of Lines 2, 3, 5 and 6</i>)	\$232,977.14
8. Population cap	\$32,590,700.00
9. Adjusted subtotal (<i>lesser of Line 7 or Line 8</i>)	\$232,977.14
10. Adjacent site incentive payment	\$0.00
11. Baseload incentive payment	\$0.00
12. Co-generation incentive payment	\$0.00
13. Alternative energy incentive payment	\$2,850.00
14. Total incentive payments (<i>sum of Lines 10 through 13</i>)	\$2,850.00
15. Spent nuclear fuel payment	\$0.00
16. Total Utility Aid – this is the utility aid payment listed on the front of the estimate (<i>sum of Lines 9, 14 and 15</i>)	\$235,827.14

Supplemental County and Municipal Aid

- Under state law, supplemental county and municipal aid paid to each county and municipality is determined by 2023 Wisconsin Act 12 (sec. 79.037, Wis. Stats.)
- For detailed information, review [county and municipal aid spreadsheet](#)

Supplemental County and Municipal Aid Calculation	
1. Prior year supplemental county and municipal aid	\$1,922,309.99
2. Increase due to sales tax revenue including adjustments (<i>district changes</i>)	\$44,213.13
3. Total Supplemental County and Municipal Aid (<i>sum of Lines 1 and 2</i>)	\$1,966,523.12

Expenditure Restraint Incentive Program

- Only municipalities are eligible to receive Expenditure Restraint Incentive Program (ERIP) payments
- Under state law, in 2025, each municipality will receive a payment that is equal to the amount of the payment received by the municipality in 2024 (sec. 79.05(4), Wis. Stats., from 2023 WI Act 12 – notwithstanding subs. (2) and (3))

Contact Information

If you have questions, contact us at lgs@wisconsin.gov, (608) 266-8618 or (608) 261-5167.



State of Wisconsin • DEPARTMENT OF REVENUE

DIVISION OF STATE AND LOCAL FINANCE • BUREAU OF LOCAL GOVERNMENT SERVICES • 2135 RIMROCK RD MADISON, WI 53713

Mailing Address:
PO Box 8971 #6-97
Madison WI 53708-8971
Fax: (608) 264-6887
lgs@wisconsin.gov

September 13, 2024

SALLY KENNEY
CITY OF KAUKAUNA
PO BOX 890, 144 W SECOND ST.
KAUKAUNA WI 54130-0890

Notice of Shared Revenue – 2025 Original Estimate

Notice Information

The Wisconsin Department of Revenue (DOR) is providing the **estimated** shared revenue amounts your local government will receive in 2025 under current state law for county and municipal aid, supplemental county and municipal aid, utility aid and the expenditure restraint incentive program. This does not include adjustments, shown on the July and November payment notices.

District	CITY OF KAUKAUNA	County	OUTAGAMIE	Co-muni code	44-241
-----------------	------------------	---------------	-----------	---------------------	--------

Estimate Information

For an explanation of each aid payment listed below, review the additional information in this notice.

2025 Original Estimate	
1. County and municipal aid	\$2,119,419.27
2. Utility aid	\$98,616.45
3. Supplemental county and municipal aid	\$571,991.45
4. Expenditure restraint incentive program	\$415,684.72
5. Total Estimated 2025 Payments (sum of Lines 1-4)	\$3,205,711.89

Payment Information

Your local government will receive two distributions in 2025 :

- July 28, 2025: 15% of Line 1, 2, and 3 and 100% of Line 4 (*shown above*)
- November 17, 2025: balance of your 2025 aid payments

County and Municipal Aid

Under state law, the county and municipal aid paid to each county and municipality must be equal to the amount determined in 2012 (sec. 79.036, Wis. Stats.) and adjusted for fallen protective services insurance reimbursement (sec. 79.036(4), Wis. Stats.).

County and Municipal Aid Calculation	
1. Prior year county and municipal aid	\$2,071,918.28
2. Increase due to sales tax revenue, including adjustments (<i>district changes</i>)	\$47,654.12
3. Fallen protective services insurance adjustment	-\$153.13
4. Fallen protective services insurance reimbursement (<i>reported to DOR</i>)	\$0.00
5. Total County and Municipal Aid (sum of Lines 1-4)	\$2,119,419.27

Utility Aid

- Under state law, utility aid is distributed to each county and municipality where tax-exempt utility property is located (sec. 79.04, Wis. Stats.)
- Utility companies report utility property information to DOR annually
- DOR uses the provided information to accurately calculate utility aid (*shown below*)

Utility Aid Calculation	
1. Net book value, as of December 31, 2024 (including expected additions/retirements)	\$2,991,632.00
2. Total net book value payment	\$17,949.79
3. Minimum payment	\$0.00
4. Megawatt capacity	60.5
5. Megawatt capacity payment	\$80,666.66
6. Closed/decommissioned production plant (phased down) payment	\$0.00
7. Subtotal (sum of Lines 2, 3, 5 and 6)	\$98,616.45
8. Population cap	\$7,876,950.00
9. Adjusted subtotal (lesser of Line 7 or Line 8)	\$98,616.45
10. Adjacent site incentive payment	\$0.00
11. Baseload incentive payment	\$0.00
12. Co-generation incentive payment	\$0.00
13. Alternative energy incentive payment	\$0.00
14. Total incentive payments (sum of Lines 10 through 13)	\$0.00
15. Spent nuclear fuel payment	\$0.00
16. Total Utility Aid – this is the utility aid payment listed on the front of the estimate (sum of Lines 9, 14 and 15)	\$98,616.45

Supplemental County and Municipal Aid

- Under state law, supplemental county and municipal aid paid to each county and municipality is determined by 2023 Wisconsin Act 12 (sec. 79.037, Wis. Stats.)
- For detailed information, review [county and municipal aid spreadsheet](#)

Supplemental County and Municipal Aid Calculation	
1. Prior year supplemental county and municipal aid	\$559,131.43
2. Increase due to sales tax revenue including adjustments (district changes)	\$12,860.02
3. Total Supplemental County and Municipal Aid (sum of Lines 1 and 2)	\$571,991.45

Expenditure Restraint Incentive Program

- Only municipalities are eligible to receive Expenditure Restraint Incentive Program (ERIP) payments
- Under state law, in 2025, each municipality will receive a payment that is equal to the amount of the payment received by the municipality in 2024 (sec. 79.05(4), Wis. Stats., from 2023 WI Act 12 – notwithstanding subs. (2) and (3))

Contact Information

If you have questions, contact us at lgs@wisconsin.gov, (608) 266-8618 or (608) 261-5167.



State of Wisconsin • DEPARTMENT OF REVENUE

DIVISION OF STATE AND LOCAL FINANCE • BUREAU OF LOCAL GOVERNMENT SERVICES • 2135 RIMROCK RD MADISON, WI 53713

Mailing Address:
PO Box 8971 #6-97
Madison WI 53708-8971
Fax: (608) 264-6887
lgs@wisconsin.gov

September 13, 2024

CHRISTY STOVER
CITY OF SEYMOUR
328 N MAIN ST
SEYMOUR WI 54165-1312

Notice of Shared Revenue – 2025 Original Estimate

Notice Information

The Wisconsin Department of Revenue (DOR) is providing the **estimated** shared revenue amounts your local government will receive in 2025 under current state law for county and municipal aid, supplemental county and municipal aid, utility aid and the expenditure restraint incentive program. This does not include adjustments, shown on the July and November payment notices.

District	CITY OF SEYMOUR	County	OUTAGAMIE	Co-muni code	44-281
-----------------	-----------------	---------------	-----------	---------------------	--------

Estimate Information

For an explanation of each aid payment listed below, review the additional information in this notice.

2025 Original Estimate	
1. County and municipal aid	\$652,031.74
2. Utility aid	\$5,652.27
3. Supplemental county and municipal aid	\$130,425.94
4. Expenditure restraint incentive program	\$25,363.50
5. Total Estimated 2025 Payments (sum of Lines 1-4)	\$813,473.45

Payment Information

Your local government will receive two distributions in 2025 :

- July 28, 2025: 15% of Line 1, 2, and 3 and 100% of Line 4 (*shown above*)
- November 17, 2025: balance of your 2025 aid payments

County and Municipal Aid

Under state law, the county and municipal aid paid to each county and municipality must be equal to the amount determined in 2012 (sec. 79.036, Wis. Stats.) and adjusted for fallen protective services insurance reimbursement (sec. 79.036(4), Wis. Stats.).

County and Municipal Aid Calculation	
1. Prior year county and municipal aid	\$637,418.23
2. Increase due to sales tax revenue, including adjustments (<i>district changes</i>)	\$14,660.62
3. Fallen protective services insurance adjustment	-\$47.11
4. Fallen protective services insurance reimbursement (<i>reported to DOR</i>)	\$0.00
5. Total County and Municipal Aid (sum of Lines 1-4)	\$652,031.74

Utility Aid

- Under state law, utility aid is distributed to each county and municipality where tax-exempt utility property is located (sec. 79.04, Wis. Stats.)
- Utility companies report utility property information to DOR annually
- DOR uses the provided information to accurately calculate utility aid (*shown below*)

Utility Aid Calculation	
1. Net book value, as of December 31, 2024 (including expected additions/retirements)	\$942,045.00
2. Total net book value payment	\$5,652.27
3. Minimum payment	\$0.00
4. Megawatt capacity	0.0
5. Megawatt capacity payment	\$0.00
6. Closed/decommissioned production plant (phased down) payment	\$0.00
7. Subtotal (sum of Lines 2, 3, 5 and 6)	\$5,652.27
8. Population cap	\$1,535,950.00
9. Adjusted subtotal (lesser of Line 7 or Line 8)	\$5,652.27
10. Adjacent site incentive payment	\$0.00
11. Baseload incentive payment	\$0.00
12. Co-generation incentive payment	\$0.00
13. Alternative energy incentive payment	\$0.00
14. Total incentive payments (sum of Lines 10 through 13)	\$0.00
15. Spent nuclear fuel payment	\$0.00
16. Total Utility Aid – this is the utility aid payment listed on the front of the estimate (sum of Lines 9, 14 and 15)	\$5,652.27

Supplemental County and Municipal Aid

- Under state law, supplemental county and municipal aid paid to each county and municipality is determined by 2023 Wisconsin Act 12 (sec. 79.037, Wis. Stats.)
- For detailed information, review [county and municipal aid spreadsheet](#)

Supplemental County and Municipal Aid Calculation	
1. Prior year supplemental county and municipal aid	\$127,493.59
2. Increase due to sales tax revenue including adjustments (district changes)	\$2,932.35
3. Total Supplemental County and Municipal Aid (sum of Lines 1 and 2)	\$130,425.94

Expenditure Restraint Incentive Program

- Only municipalities are eligible to receive Expenditure Restraint Incentive Program (ERIP) payments
- Under state law, in 2025, each municipality will receive a payment that is equal to the amount of the payment received by the municipality in 2024 (sec. 79.05(4), Wis. Stats., from 2023 WI Act 12 – notwithstanding subs. (2) and (3))

Contact Information

If you have questions, contact us at lgs@wisconsin.gov, (608) 266-8618 or (608) 261-5167.



State of Wisconsin • DEPARTMENT OF REVENUE

DIVISION OF STATE AND LOCAL FINANCE • BUREAU OF LOCAL GOVERNMENT SERVICES • 2135 RIMROCK RD MADISON, WI 53713

Mailing Address:
PO Box 8971 #6-97
Madison WI 53708-8971
Fax: (608) 264-6887
lgs@wisconsin.gov

September 13, 2024

KELLY GERRITS
COUNTY OF OUTAGAMIE
320 S WALNUT ST
APPLETON WI 54911-5918

Notice of Shared Revenue – 2025 Original Estimate

Notice Information

The Wisconsin Department of Revenue (DOR) is providing the **estimated** shared revenue amounts your local government will receive in 2025 under current state law for county and municipal aid, supplemental county and municipal aid, utility aid and the expenditure restraint incentive program. This does not include adjustments, shown on the July and November payment notices.

District	COUNTY OF OUTAGAMIE	County	OUTAGAMIE	Co-muni code	44-999
-----------------	---------------------	---------------	-----------	---------------------	--------

Estimate Information

For an explanation of each aid payment listed below, review the additional information in this notice.

2025 Original Estimate	
1. County and municipal aid	\$1,552,704.09
2. Utility aid	\$1,211,183.45
3. Supplemental county and municipal aid	\$1,479,402.84
4. Expenditure restraint incentive program	\$0.00
5. Total Estimated 2025 Payments (sum of Lines 1-4)	\$4,243,290.38

Payment Information

Your local government will receive two distributions in 2025 :

- July 28, 2025: 15% of Line 1, 2, and 3 and 100% of Line 4 (*shown above*)
- November 17, 2025: balance of your 2025 aid payments

County and Municipal Aid

Under state law, the county and municipal aid paid to each county and municipality must be equal to the amount determined in 2012 (sec. 79.036, Wis. Stats.) and adjusted for fallen protective services insurance reimbursement (sec. 79.036(4), Wis. Stats.).

County and Municipal Aid Calculation	
1. Prior year county and municipal aid	\$1,517,904.47
2. Increase due to sales tax revenue, including adjustments (<i>district changes</i>)	\$34,911.80
3. Fallen protective services insurance adjustment	-\$112.18
4. Fallen protective services insurance reimbursement (<i>reported to DOR</i>)	\$0.00
5. Total County and Municipal Aid (sum of Lines 1-4)	\$1,552,704.09

Utility Aid

- Under state law, utility aid is distributed to each county and municipality where tax-exempt utility property is located (sec. 79.04, Wis. Stats.)
- Utility companies report utility property information to DOR annually
- DOR uses the provided information to accurately calculate utility aid (*shown below*)

Utility Aid Calculation	
1. Net book value, as of December 31, 2024 (including expected additions/retirements)	\$153,202,481.00
2. Total net book value payment	\$702,650.05
3. Minimum payment	\$0.00
4. Megawatt capacity	751.1
5. Megawatt capacity payment	\$500,733.40
6. Closed/decommissioned production plant (phased down) payment	\$0.00
7. Subtotal (sum of Lines 2, 3, 5 and 6)	\$1,203,383.45
8. Population cap	\$24,745,125.00
9. Adjusted subtotal (lesser of Line 7 or Line 8)	\$1,203,383.45
10. Adjacent site incentive payment	\$0.00
11. Baseload incentive payment	\$0.00
12. Co-generation incentive payment	\$0.00
13. Alternative energy incentive payment	\$7,800.00
14. Total incentive payments (sum of Lines 10 through 13)	\$7,800.00
15. Spent nuclear fuel payment	\$0.00
16. Total Utility Aid – this is the utility aid payment listed on the front of the estimate (sum of Lines 9, 14 and 15)	\$1,211,183.45

Supplemental County and Municipal Aid

- Under state law, supplemental county and municipal aid paid to each county and municipality is determined by 2023 Wisconsin Act 12 (sec. 79.037, Wis. Stats.)
- For detailed information, review [county and municipal aid spreadsheet](#)

Supplemental County and Municipal Aid Calculation	
1. Prior year supplemental county and municipal aid	\$1,446,141.58
2. Increase due to sales tax revenue including adjustments (district changes)	\$33,261.26
3. Total Supplemental County and Municipal Aid (sum of Lines 1 and 2)	\$1,479,402.84

Expenditure Restraint Incentive Program

- Only municipalities are eligible to receive Expenditure Restraint Incentive Program (ERIP) payments
- Under state law, in 2025, each municipality will receive a payment that is equal to the amount of the payment received by the municipality in 2024 (sec. 79.05(4), Wis. Stats., from 2023 WI Act 12 – notwithstanding subs. (2) and (3))

Contact Information

If you have questions, contact us at lgs@wisconsin.gov, (608) 266-8618 or (608) 261-5167.



State of Wisconsin • DEPARTMENT OF REVENUE

DIVISION OF STATE AND LOCAL FINANCE • BUREAU OF LOCAL GOVERNMENT SERVICES • 2135 RIMROCK RD MADISON, WI 53713

Mailing Address:
PO Box 8971 #6-97
Madison WI 53708-8971
Fax: (608) 264-6887
lgs@wisconsin.gov

September 13, 2024

ANNE NORD
TOWN OF BELGIUM
PO BOX 156, 171 MAIN ST
BELGIUM WI 53004-9406

Notice of Shared Revenue – 2025 Original Estimate

Notice Information

The Wisconsin Department of Revenue (DOR) is providing the **estimated** shared revenue amounts your local government will receive in 2025 under current state law for county and municipal aid, supplemental county and municipal aid, utility aid and the expenditure restraint incentive program. This does not include adjustments, shown on the July and November payment notices.

District	TOWN OF BELGIUM	County	OZAUKEE	Co-muni code	45-002
-----------------	-----------------	---------------	---------	---------------------	--------

Estimate Information

For an explanation of each aid payment listed below, review the additional information in this notice.

2025 Original Estimate	
1. County and municipal aid	\$19,962.49
2. Utility aid	\$0.00
3. Supplemental county and municipal aid	\$55,795.79
4. Expenditure restraint incentive program	\$0.00
5. Total Estimated 2025 Payments (sum of Lines 1-4)	\$75,758.28

Payment Information

Your local government will receive two distributions in 2025 :

- July 28, 2025: 15% of Line 1, 2, and 3 and 100% of Line 4 (*shown above*)
- November 17, 2025: balance of your 2025 aid payments

County and Municipal Aid

Under state law, the county and municipal aid paid to each county and municipality must be equal to the amount determined in 2012 (sec. 79.036, Wis. Stats.) and adjusted for fallen protective services insurance reimbursement (sec. 79.036(4), Wis. Stats.).

County and Municipal Aid Calculation	
1. Prior year county and municipal aid	\$19,515.08
2. Increase due to sales tax revenue, including adjustments (<i>district changes</i>)	\$448.85
3. Fallen protective services insurance adjustment	-\$1.44
4. Fallen protective services insurance reimbursement (<i>reported to DOR</i>)	\$0.00
5. Total County and Municipal Aid (sum of Lines 1-4)	\$19,962.49

Utility Aid

- Under state law, utility aid is distributed to each county and municipality where tax-exempt utility property is located (sec. 79.04, Wis. Stats.)
- Utility companies report utility property information to DOR annually
- DOR uses the provided information to accurately calculate utility aid (*shown below*)

Utility Aid Calculation	
1. Net book value, <i>as of December 31, 2024 (including expected additions/retirements)</i>	\$0.00
2. Total net book value payment	\$0.00
3. Minimum payment	\$0.00
4. Megawatt capacity	0.0
5. Megawatt capacity payment	\$0.00
6. Closed/decommissioned production plant (phased down) payment	\$0.00
7. Subtotal (<i>sum of Lines 2, 3, 5 and 6</i>)	\$0.00
8. Population cap	\$619,225.00
9. Adjusted subtotal (<i>lesser of Line 7 or Line 8</i>)	\$0.00
10. Adjacent site incentive payment	\$0.00
11. Baseload incentive payment	\$0.00
12. Co-generation incentive payment	\$0.00
13. Alternative energy incentive payment	\$0.00
14. Total incentive payments (<i>sum of Lines 10 through 13</i>)	\$0.00
15. Spent nuclear fuel payment	\$0.00
16. Total Utility Aid – this is the utility aid payment listed on the front of the estimate (<i>sum of Lines 9, 14 and 15</i>)	\$0.00

Supplemental County and Municipal Aid

- Under state law, supplemental county and municipal aid paid to each county and municipality is determined by 2023 Wisconsin Act 12 (sec. 79.037, Wis. Stats.)
- For detailed information, review [county and municipal aid spreadsheet](#)

Supplemental County and Municipal Aid Calculation	
1. Prior year supplemental county and municipal aid	\$54,541.34
2. Increase due to sales tax revenue including adjustments (<i>district changes</i>)	\$1,254.45
3. Total Supplemental County and Municipal Aid (<i>sum of Lines 1 and 2</i>)	\$55,795.79

Expenditure Restraint Incentive Program

- Only municipalities are eligible to receive Expenditure Restraint Incentive Program (ERIP) payments
- Under state law, in 2025, each municipality will receive a payment that is equal to the amount of the payment received by the municipality in 2024 (sec. 79.05(4), Wis. Stats., from 2023 WI Act 12 – notwithstanding subs. (2) and (3))

Contact Information

If you have questions, contact us at lgs@wisconsin.gov, (608) 266-8618 or (608) 261-5167.



State of Wisconsin • DEPARTMENT OF REVENUE

DIVISION OF STATE AND LOCAL FINANCE • BUREAU OF LOCAL GOVERNMENT SERVICES • 2135 RIMROCK RD MADISON, WI 53713

Mailing Address:
PO Box 8971 #6-97
Madison WI 53708-8971
Fax: (608) 264-6887
lgs@wisconsin.gov

September 13, 2024

JACK JOHNSTON
TOWN OF CEDARBURG
1293 WASHINGTON AVE
CEDARBURG WI 53012-9304

Notice of Shared Revenue – 2025 Original Estimate

Notice Information

The Wisconsin Department of Revenue (DOR) is providing the **estimated** shared revenue amounts your local government will receive in 2025 under current state law for county and municipal aid, supplemental county and municipal aid, utility aid and the expenditure restraint incentive program. This does not include adjustments, shown on the July and November payment notices.

District	TOWN OF CEDARBURG	County	OZAUKEE	Co-muni code	45-004
-----------------	-------------------	---------------	---------	---------------------	--------

Estimate Information

For an explanation of each aid payment listed below, review the additional information in this notice.

2025 Original Estimate	
1. County and municipal aid	\$72,782.98
2. Utility aid	\$243.58
3. Supplemental county and municipal aid	\$169,771.45
4. Expenditure restraint incentive program	\$0.00
5. Total Estimated 2025 Payments (sum of Lines 1-4)	\$242,798.01

Payment Information

Your local government will receive two distributions in 2025 :

- July 28, 2025: 15% of Line 1, 2, and 3 and 100% of Line 4 (*shown above*)
- November 17, 2025: balance of your 2025 aid payments

County and Municipal Aid

Under state law, the county and municipal aid paid to each county and municipality must be equal to the amount determined in 2012 (sec. 79.036, Wis. Stats.) and adjusted for fallen protective services insurance reimbursement (sec. 79.036(4), Wis. Stats.).

County and Municipal Aid Calculation	
1. Prior year county and municipal aid	\$71,151.75
2. Increase due to sales tax revenue, including adjustments (<i>district changes</i>)	\$1,636.49
3. Fallen protective services insurance adjustment	-\$5.26
4. Fallen protective services insurance reimbursement (<i>reported to DOR</i>)	\$0.00
5. Total County and Municipal Aid (sum of Lines 1-4)	\$72,782.98

Utility Aid

- Under state law, utility aid is distributed to each county and municipality where tax-exempt utility property is located (sec. 79.04, Wis. Stats.)
- Utility companies report utility property information to DOR annually
- DOR uses the provided information to accurately calculate utility aid (*shown below*)

Utility Aid Calculation	
1. Net book value, <i>as of December 31, 2024 (including expected additions/retirements)</i>	\$81,192.00
2. Total net book value payment	\$243.58
3. Minimum payment	\$0.00
4. Megawatt capacity	0.0
5. Megawatt capacity payment	\$0.00
6. Closed/decommissioned production plant (phased down) payment	\$0.00
7. Subtotal (<i>sum of Lines 2, 3, 5 and 6</i>)	\$243.58
8. Population cap	\$2,632,875.00
9. Adjusted subtotal (<i>lesser of Line 7 or Line 8</i>)	\$243.58
10. Adjacent site incentive payment	\$0.00
11. Baseload incentive payment	\$0.00
12. Co-generation incentive payment	\$0.00
13. Alternative energy incentive payment	\$0.00
14. Total incentive payments (<i>sum of Lines 10 through 13</i>)	\$0.00
15. Spent nuclear fuel payment	\$0.00
16. Total Utility Aid – this is the utility aid payment listed on the front of the estimate (<i>sum of Lines 9, 14 and 15</i>)	\$243.58

Supplemental County and Municipal Aid

- Under state law, supplemental county and municipal aid paid to each county and municipality is determined by 2023 Wisconsin Act 12 (sec. 79.037, Wis. Stats.)
- For detailed information, review [county and municipal aid spreadsheet](#)

Supplemental County and Municipal Aid Calculation	
1. Prior year supplemental county and municipal aid	\$165,954.50
2. Increase due to sales tax revenue including adjustments (<i>district changes</i>)	\$3,816.95
3. Total Supplemental County and Municipal Aid (<i>sum of Lines 1 and 2</i>)	\$169,771.45

Expenditure Restraint Incentive Program

- Only municipalities are eligible to receive Expenditure Restraint Incentive Program (ERIP) payments
- Under state law, in 2025, each municipality will receive a payment that is equal to the amount of the payment received by the municipality in 2024 (sec. 79.05(4), Wis. Stats., from 2023 WI Act 12 – notwithstanding subs. (2) and (3))

Contact Information

If you have questions, contact us at lgs@wisconsin.gov, (608) 266-8618 or (608) 261-5167.



State of Wisconsin • DEPARTMENT OF REVENUE

DIVISION OF STATE AND LOCAL FINANCE • BUREAU OF LOCAL GOVERNMENT SERVICES • 2135 RIMROCK RD MADISON, WI 53713

Mailing Address:
PO Box 8971 #6-97
Madison WI 53708-8971
Fax: (608) 264-6887
lgs@wisconsin.gov

September 13, 2024

CHRISTOPHE JENKINS
TOWN OF FREDONIA
242 FREDONIA AVE., PO BOX 12
FREDONIA WI 53021-0012

Notice of Shared Revenue – 2025 Original Estimate

Notice Information

The Wisconsin Department of Revenue (DOR) is providing the **estimated** shared revenue amounts your local government will receive in 2025 under current state law for county and municipal aid, supplemental county and municipal aid, utility aid and the expenditure restraint incentive program. This does not include adjustments, shown on the July and November payment notices.

District	TOWN OF FREDONIA	County	OZAUKEE	Co-muni code	45-006
-----------------	------------------	---------------	---------	---------------------	--------

Estimate Information

For an explanation of each aid payment listed below, review the additional information in this notice.

2025 Original Estimate	
1. County and municipal aid	\$29,957.83
2. Utility aid	\$11,567.06
3. Supplemental county and municipal aid	\$66,435.97
4. Expenditure restraint incentive program	\$0.00
5. Total Estimated 2025 Payments (sum of Lines 1-4)	\$107,960.86

Payment Information

Your local government will receive two distributions in 2025 :

- July 28, 2025: 15% of Line 1, 2, and 3 and 100% of Line 4 (*shown above*)
- November 17, 2025: balance of your 2025 aid payments

County and Municipal Aid

Under state law, the county and municipal aid paid to each county and municipality must be equal to the amount determined in 2012 (sec. 79.036, Wis. Stats.) and adjusted for fallen protective services insurance reimbursement (sec. 79.036(4), Wis. Stats.).

County and Municipal Aid Calculation	
1. Prior year county and municipal aid	\$29,286.40
2. Increase due to sales tax revenue, including adjustments (<i>district changes</i>)	\$673.59
3. Fallen protective services insurance adjustment	-\$2.16
4. Fallen protective services insurance reimbursement (<i>reported to DOR</i>)	\$0.00
5. Total County and Municipal Aid (sum of Lines 1-4)	\$29,957.83

Utility Aid

- Under state law, utility aid is distributed to each county and municipality where tax-exempt utility property is located (sec. 79.04, Wis. Stats.)
- Utility companies report utility property information to DOR annually
- DOR uses the provided information to accurately calculate utility aid (*shown below*)

Utility Aid Calculation	
1. Net book value, <i>as of December 31, 2024 (including expected additions/retirements)</i>	\$3,855,688.00
2. Total net book value payment	\$11,567.06
3. Minimum payment	\$0.00
4. Megawatt capacity	0.0
5. Megawatt capacity payment	\$0.00
6. Closed/decommissioned production plant (phased down) payment	\$0.00
7. Subtotal (<i>sum of Lines 2, 3, 5 and 6</i>)	\$11,567.06
8. Population cap	\$879,750.00
9. Adjusted subtotal (<i>lesser of Line 7 or Line 8</i>)	\$11,567.06
10. Adjacent site incentive payment	\$0.00
11. Baseload incentive payment	\$0.00
12. Co-generation incentive payment	\$0.00
13. Alternative energy incentive payment	\$0.00
14. Total incentive payments (<i>sum of Lines 10 through 13</i>)	\$0.00
15. Spent nuclear fuel payment	\$0.00
16. Total Utility Aid – this is the utility aid payment listed on the front of the estimate (<i>sum of Lines 9, 14 and 15</i>)	\$11,567.06

Supplemental County and Municipal Aid

- Under state law, supplemental county and municipal aid paid to each county and municipality is determined by 2023 Wisconsin Act 12 (sec. 79.037, Wis. Stats.)
- For detailed information, review [county and municipal aid spreadsheet](#)

Supplemental County and Municipal Aid Calculation	
1. Prior year supplemental county and municipal aid	\$64,942.30
2. Increase due to sales tax revenue including adjustments (<i>district changes</i>)	\$1,493.67
3. Total Supplemental County and Municipal Aid (<i>sum of Lines 1 and 2</i>)	\$66,435.97

Expenditure Restraint Incentive Program

- Only municipalities are eligible to receive Expenditure Restraint Incentive Program (ERIP) payments
- Under state law, in 2025, each municipality will receive a payment that is equal to the amount of the payment received by the municipality in 2024 (sec. 79.05(4), Wis. Stats., from 2023 WI Act 12 – notwithstanding subs. (2) and (3))

Contact Information

If you have questions, contact us at lgs@wisconsin.gov, (608) 266-8618 or (608) 261-5167.



State of Wisconsin • DEPARTMENT OF REVENUE

DIVISION OF STATE AND LOCAL FINANCE • BUREAU OF LOCAL GOVERNMENT SERVICES • 2135 RIMROCK RD MADISON, WI 53713

Mailing Address:
PO Box 8971 #6-97
Madison WI 53708-8971
Fax: (608) 264-6887
lgs@wisconsin.gov

September 13, 2024

SARA JACOBY
TOWN OF GRAFTON
PO BOX 143, 1102 BRIDGE ST.
GRAFTON WI 53024-0143

Notice of Shared Revenue – 2025 Original Estimate

Notice Information

The Wisconsin Department of Revenue (DOR) is providing the **estimated** shared revenue amounts your local government will receive in 2025 under current state law for county and municipal aid, supplemental county and municipal aid, utility aid and the expenditure restraint incentive program. This does not include adjustments, shown on the July and November payment notices.

District	TOWN OF GRAFTON	County	OZAUKEE	Co-muni code	45-008
-----------------	-----------------	---------------	---------	---------------------	--------

Estimate Information

For an explanation of each aid payment listed below, review the additional information in this notice.

2025 Original Estimate	
1. County and municipal aid	\$54,609.20
2. Utility aid	\$8,025.77
3. Supplemental county and municipal aid	\$105,681.37
4. Expenditure restraint incentive program	\$0.00
5. Total Estimated 2025 Payments (sum of Lines 1-4)	\$168,316.34

Payment Information

Your local government will receive two distributions in 2025 :

- July 28, 2025: 15% of Line 1, 2, and 3 and 100% of Line 4 (*shown above*)
- November 17, 2025: balance of your 2025 aid payments

County and Municipal Aid

Under state law, the county and municipal aid paid to each county and municipality must be equal to the amount determined in 2012 (sec. 79.036, Wis. Stats.) and adjusted for fallen protective services insurance reimbursement (sec. 79.036(4), Wis. Stats.).

County and Municipal Aid Calculation	
1. Prior year county and municipal aid	\$53,385.29
2. Increase due to sales tax revenue, including adjustments (<i>district changes</i>)	\$1,227.86
3. Fallen protective services insurance adjustment	-\$3.95
4. Fallen protective services insurance reimbursement (<i>reported to DOR</i>)	\$0.00
5. Total County and Municipal Aid (sum of Lines 1-4)	\$54,609.20

Utility Aid

- Under state law, utility aid is distributed to each county and municipality where tax-exempt utility property is located (sec. 79.04, Wis. Stats.)
- Utility companies report utility property information to DOR annually
- DOR uses the provided information to accurately calculate utility aid (*shown below*)

Utility Aid Calculation	
1. Net book value, <i>as of December 31, 2024 (including expected additions/retirements)</i>	\$2,675,257.00
2. Total net book value payment	\$8,025.77
3. Minimum payment	\$0.00
4. Megawatt capacity	0.0
5. Megawatt capacity payment	\$0.00
6. Closed/decommissioned production plant (phased down) payment	\$0.00
7. Subtotal (<i>sum of Lines 2, 3, 5 and 6</i>)	\$8,025.77
8. Population cap	\$1,862,350.00
9. Adjusted subtotal (<i>lesser of Line 7 or Line 8</i>)	\$8,025.77
10. Adjacent site incentive payment	\$0.00
11. Baseload incentive payment	\$0.00
12. Co-generation incentive payment	\$0.00
13. Alternative energy incentive payment	\$0.00
14. Total incentive payments (<i>sum of Lines 10 through 13</i>)	\$0.00
15. Spent nuclear fuel payment	\$0.00
16. Total Utility Aid – this is the utility aid payment listed on the front of the estimate (<i>sum of Lines 9, 14 and 15</i>)	\$8,025.77

Supplemental County and Municipal Aid

- Under state law, supplemental county and municipal aid paid to each county and municipality is determined by 2023 Wisconsin Act 12 (sec. 79.037, Wis. Stats.)
- For detailed information, review [county and municipal aid spreadsheet](#)

Supplemental County and Municipal Aid Calculation	
1. Prior year supplemental county and municipal aid	\$103,305.35
2. Increase due to sales tax revenue including adjustments (<i>district changes</i>)	\$2,376.02
3. Total Supplemental County and Municipal Aid (<i>sum of Lines 1 and 2</i>)	\$105,681.37

Expenditure Restraint Incentive Program

- Only municipalities are eligible to receive Expenditure Restraint Incentive Program (ERIP) payments
- Under state law, in 2025, each municipality will receive a payment that is equal to the amount of the payment received by the municipality in 2024 (sec. 79.05(4), Wis. Stats., from 2023 WI Act 12 – notwithstanding subs. (2) and (3))

Contact Information

If you have questions, contact us at lgs@wisconsin.gov, (608) 266-8618 or (608) 261-5167.



State of Wisconsin • DEPARTMENT OF REVENUE

DIVISION OF STATE AND LOCAL FINANCE • BUREAU OF LOCAL GOVERNMENT SERVICES • 2135 RIMROCK RD MADISON, WI 53713

Mailing Address:
PO Box 8971 #6-97
Madison WI 53708-8971
Fax: (608) 264-6887
lgs@wisconsin.gov

September 13, 2024

HEATHER KRUEGER
TOWN OF PORT WASHINGTON
3715 HIGHLAND DR
PORT WASHINGTON WI 53074

Notice of Shared Revenue – 2025 Original Estimate

Notice Information

The Wisconsin Department of Revenue (DOR) is providing the **estimated** shared revenue amounts your local government will receive in 2025 under current state law for county and municipal aid, supplemental county and municipal aid, utility aid and the expenditure restraint incentive program. This does not include adjustments, shown on the July and November payment notices.

District	TOWN OF PORT WASHINGTON	County	OZAUKEE	Co-muni code	45-012
-----------------	-------------------------	---------------	---------	---------------------	--------

Estimate Information

For an explanation of each aid payment listed below, review the additional information in this notice.

2025 Original Estimate	
1. County and municipal aid	\$21,198.74
2. Utility aid	\$3,269.02
3. Supplemental county and municipal aid	\$57,632.67
4. Expenditure restraint incentive program	\$0.00
5. Total Estimated 2025 Payments (sum of Lines 1-4)	\$82,100.43

Payment Information

Your local government will receive two distributions in 2025 :

- July 28, 2025: 15% of Line 1, 2, and 3 and 100% of Line 4 (*shown above*)
- November 17, 2025: balance of your 2025 aid payments

County and Municipal Aid

Under state law, the county and municipal aid paid to each county and municipality must be equal to the amount determined in 2012 (sec. 79.036, Wis. Stats.) and adjusted for fallen protective services insurance reimbursement (sec. 79.036(4), Wis. Stats.).

County and Municipal Aid Calculation	
1. Prior year county and municipal aid	\$20,723.63
2. Increase due to sales tax revenue, including adjustments (<i>district changes</i>)	\$476.64
3. Fallen protective services insurance adjustment	-\$1.53
4. Fallen protective services insurance reimbursement (<i>reported to DOR</i>)	\$0.00
5. Total County and Municipal Aid (sum of Lines 1-4)	\$21,198.74

Utility Aid

- Under state law, utility aid is distributed to each county and municipality where tax-exempt utility property is located (sec. 79.04, Wis. Stats.)
- Utility companies report utility property information to DOR annually
- DOR uses the provided information to accurately calculate utility aid (*shown below*)

Utility Aid Calculation	
1. Net book value, <i>as of December 31, 2024 (including expected additions/retirements)</i>	\$1,089,673.00
2. Total net book value payment	\$3,269.02
3. Minimum payment	\$0.00
4. Megawatt capacity	0.0
5. Megawatt capacity payment	\$0.00
6. Closed/decommissioned production plant (phased down) payment	\$0.00
7. Subtotal (<i>sum of Lines 2, 3, 5 and 6</i>)	\$3,269.02
8. Population cap	\$673,625.00
9. Adjusted subtotal (<i>lesser of Line 7 or Line 8</i>)	\$3,269.02
10. Adjacent site incentive payment	\$0.00
11. Baseload incentive payment	\$0.00
12. Co-generation incentive payment	\$0.00
13. Alternative energy incentive payment	\$0.00
14. Total incentive payments (<i>sum of Lines 10 through 13</i>)	\$0.00
15. Spent nuclear fuel payment	\$0.00
16. Total Utility Aid – this is the utility aid payment listed on the front of the estimate (<i>sum of Lines 9, 14 and 15</i>)	\$3,269.02

Supplemental County and Municipal Aid

- Under state law, supplemental county and municipal aid paid to each county and municipality is determined by 2023 Wisconsin Act 12 (sec. 79.037, Wis. Stats.)
- For detailed information, review [county and municipal aid spreadsheet](#)

Supplemental County and Municipal Aid Calculation	
1. Prior year supplemental county and municipal aid	\$56,336.92
2. Increase due to sales tax revenue including adjustments (<i>district changes</i>)	\$1,295.75
3. Total Supplemental County and Municipal Aid (<i>sum of Lines 1 and 2</i>)	\$57,632.67

Expenditure Restraint Incentive Program

- Only municipalities are eligible to receive Expenditure Restraint Incentive Program (ERIP) payments
- Under state law, in 2025, each municipality will receive a payment that is equal to the amount of the payment received by the municipality in 2024 (sec. 79.05(4), Wis. Stats., from 2023 WI Act 12 – notwithstanding subs. (2) and (3))

Contact Information

If you have questions, contact us at lgs@wisconsin.gov, (608) 266-8618 or (608) 261-5167.



State of Wisconsin • DEPARTMENT OF REVENUE

DIVISION OF STATE AND LOCAL FINANCE • BUREAU OF LOCAL GOVERNMENT SERVICES • 2135 RIMROCK RD MADISON, WI 53713

Mailing Address:
PO Box 8971 #6-97
Madison WI 53708-8971
Fax: (608) 264-6887
lgs@wisconsin.gov

September 13, 2024

RAQUEL ENGELKE
TOWN OF SAUKVILLE
3762 LAKELAND DR
SAUKVILLE WI 53080-1312

Notice of Shared Revenue – 2025 Original Estimate

Notice Information

The Wisconsin Department of Revenue (DOR) is providing the **estimated** shared revenue amounts your local government will receive in 2025 under current state law for county and municipal aid, supplemental county and municipal aid, utility aid and the expenditure restraint incentive program. This does not include adjustments, shown on the July and November payment notices.

District	TOWN OF SAUKVILLE	County	OZAUKEE	Co-muni code	45-014
-----------------	-------------------	---------------	---------	---------------------	--------

Estimate Information

For an explanation of each aid payment listed below, review the additional information in this notice.

2025 Original Estimate	
1. County and municipal aid	\$24,395.43
2. Utility aid	\$0.00
3. Supplemental county and municipal aid	\$61,048.26
4. Expenditure restraint incentive program	\$0.00
5. Total Estimated 2025 Payments (sum of Lines 1-4)	\$85,443.69

Payment Information

Your local government will receive two distributions in 2025 :

- July 28, 2025: 15% of Line 1, 2, and 3 and 100% of Line 4 (*shown above*)
- November 17, 2025: balance of your 2025 aid payments

County and Municipal Aid

Under state law, the county and municipal aid paid to each county and municipality must be equal to the amount determined in 2012 (sec. 79.036, Wis. Stats.) and adjusted for fallen protective services insurance reimbursement (sec. 79.036(4), Wis. Stats.).

County and Municipal Aid Calculation	
1. Prior year county and municipal aid	\$23,848.67
2. Increase due to sales tax revenue, including adjustments (<i>district changes</i>)	\$548.52
3. Fallen protective services insurance adjustment	-\$1.76
4. Fallen protective services insurance reimbursement (<i>reported to DOR</i>)	\$0.00
5. Total County and Municipal Aid (sum of Lines 1-4)	\$24,395.43

Utility Aid

- Under state law, utility aid is distributed to each county and municipality where tax-exempt utility property is located (sec. 79.04, Wis. Stats.)
- Utility companies report utility property information to DOR annually
- DOR uses the provided information to accurately calculate utility aid (*shown below*)

Utility Aid Calculation	
1. Net book value, <i>as of December 31, 2024 (including expected additions/retirements)</i>	\$0.00
2. Total net book value payment	\$0.00
3. Minimum payment	\$0.00
4. Megawatt capacity	0.0
5. Megawatt capacity payment	\$0.00
6. Closed/decommissioned production plant (phased down) payment	\$0.00
7. Subtotal (<i>sum of Lines 2, 3, 5 and 6</i>)	\$0.00
8. Population cap	\$745,450.00
9. Adjusted subtotal (<i>lesser of Line 7 or Line 8</i>)	\$0.00
10. Adjacent site incentive payment	\$0.00
11. Baseload incentive payment	\$0.00
12. Co-generation incentive payment	\$0.00
13. Alternative energy incentive payment	\$0.00
14. Total incentive payments (<i>sum of Lines 10 through 13</i>)	\$0.00
15. Spent nuclear fuel payment	\$0.00
16. Total Utility Aid – this is the utility aid payment listed on the front of the estimate (<i>sum of Lines 9, 14 and 15</i>)	\$0.00

Supplemental County and Municipal Aid

- Under state law, supplemental county and municipal aid paid to each county and municipality is determined by 2023 Wisconsin Act 12 (sec. 79.037, Wis. Stats.)
- For detailed information, review [county and municipal aid spreadsheet](#)

Supplemental County and Municipal Aid Calculation	
1. Prior year supplemental county and municipal aid	\$59,675.72
2. Increase due to sales tax revenue including adjustments (<i>district changes</i>)	\$1,372.54
3. Total Supplemental County and Municipal Aid (<i>sum of Lines 1 and 2</i>)	\$61,048.26

Expenditure Restraint Incentive Program

- Only municipalities are eligible to receive Expenditure Restraint Incentive Program (ERIP) payments
- Under state law, in 2025, each municipality will receive a payment that is equal to the amount of the payment received by the municipality in 2024 (sec. 79.05(4), Wis. Stats., from 2023 WI Act 12 – notwithstanding subs. (2) and (3))

Contact Information

If you have questions, contact us at lgs@wisconsin.gov, (608) 266-8618 or (608) 261-5167.



State of Wisconsin • DEPARTMENT OF REVENUE

DIVISION OF STATE AND LOCAL FINANCE • BUREAU OF LOCAL GOVERNMENT SERVICES • 2135 RIMROCK RD MADISON, WI 53713

Mailing Address:
PO Box 8971 #6-97
Madison WI 53708-8971
Fax: (608) 264-6887
lgs@wisconsin.gov

September 13, 2024

THERESA BARTLEY
VILLAGE OF BELGIUM
104 PETER THEIN AVE
BELGIUM WI 53004

Notice of Shared Revenue – 2025 Original Estimate

Notice Information

The Wisconsin Department of Revenue (DOR) is providing the **estimated** shared revenue amounts your local government will receive in 2025 under current state law for county and municipal aid, supplemental county and municipal aid, utility aid and the expenditure restraint incentive program. This does not include adjustments, shown on the July and November payment notices.

District	VILLAGE OF BELGIUM	County	OZAUKEE	Co-muni code	45-106
-----------------	--------------------	---------------	---------	---------------------	--------

Estimate Information

For an explanation of each aid payment listed below, review the additional information in this notice.

2025 Original Estimate	
1. County and municipal aid	\$44,380.01
2. Utility aid	\$8,696.60
3. Supplemental county and municipal aid	\$73,159.04
4. Expenditure restraint incentive program	\$627.39
5. Total Estimated 2025 Payments (sum of Lines 1-4)	\$126,863.04

Payment Information

Your local government will receive two distributions in 2025 :

- July 28, 2025: 15% of Line 1, 2, and 3 and 100% of Line 4 (*shown above*)
- November 17, 2025: balance of your 2025 aid payments

County and Municipal Aid

Under state law, the county and municipal aid paid to each county and municipality must be equal to the amount determined in 2012 (sec. 79.036, Wis. Stats.) and adjusted for fallen protective services insurance reimbursement (sec. 79.036(4), Wis. Stats.).

County and Municipal Aid Calculation	
1. Prior year county and municipal aid	\$43,385.36
2. Increase due to sales tax revenue, including adjustments (<i>district changes</i>)	\$997.86
3. Fallen protective services insurance adjustment	-\$3.21
4. Fallen protective services insurance reimbursement (<i>reported to DOR</i>)	\$0.00
5. Total County and Municipal Aid (sum of Lines 1-4)	\$44,380.01

Utility Aid

- Under state law, utility aid is distributed to each county and municipality where tax-exempt utility property is located (sec. 79.04, Wis. Stats.)
- Utility companies report utility property information to DOR annually
- DOR uses the provided information to accurately calculate utility aid (*shown below*)

Utility Aid Calculation	
1. Net book value, <i>as of December 31, 2024 (including expected additions/retirements)</i>	\$1,449,434.00
2. Total net book value payment	\$8,696.60
3. Minimum payment	\$0.00
4. Megawatt capacity	0.0
5. Megawatt capacity payment	\$0.00
6. Closed/decommissioned production plant (phased down) payment	\$0.00
7. Subtotal (<i>sum of Lines 2, 3, 5 and 6</i>)	\$8,696.60
8. Population cap	\$1,067,175.00
9. Adjusted subtotal (<i>lesser of Line 7 or Line 8</i>)	\$8,696.60
10. Adjacent site incentive payment	\$0.00
11. Baseload incentive payment	\$0.00
12. Co-generation incentive payment	\$0.00
13. Alternative energy incentive payment	\$0.00
14. Total incentive payments (<i>sum of Lines 10 through 13</i>)	\$0.00
15. Spent nuclear fuel payment	\$0.00
16. Total Utility Aid – this is the utility aid payment listed on the front of the estimate <i>(sum of Lines 9, 14 and 15)</i>	\$8,696.60

Supplemental County and Municipal Aid

- Under state law, supplemental county and municipal aid paid to each county and municipality is determined by 2023 Wisconsin Act 12 (sec. 79.037, Wis. Stats.)
- For detailed information, review [county and municipal aid spreadsheet](#)

Supplemental County and Municipal Aid Calculation	
1. Prior year supplemental county and municipal aid	\$71,514.21
2. Increase due to sales tax revenue including adjustments (<i>district changes</i>)	\$1,644.83
3. Total Supplemental County and Municipal Aid (<i>sum of Lines 1 and 2</i>)	\$73,159.04

Expenditure Restraint Incentive Program

- Only municipalities are eligible to receive Expenditure Restraint Incentive Program (ERIP) payments
- Under state law, in 2025, each municipality will receive a payment that is equal to the amount of the payment received by the municipality in 2024 (sec. 79.05(4), Wis. Stats., from 2023 WI Act 12 – notwithstanding subs. (2) and (3))

Contact Information

If you have questions, contact us at lgs@wisconsin.gov, (608) 266-8618 or (608) 261-5167.



State of Wisconsin • DEPARTMENT OF REVENUE

DIVISION OF STATE AND LOCAL FINANCE • BUREAU OF LOCAL GOVERNMENT SERVICES • 2135 RIMROCK RD MADISON, WI 53713

Mailing Address:
PO Box 8971 #6-97
Madison WI 53708-8971
Fax: (608) 264-6887
lgs@wisconsin.gov

September 13, 2024

MICHELLE JOHNSON
VILLAGE OF FREDONIA
PO BOX 159
FREDONIA WI 53021

Notice of Shared Revenue – 2025 Original Estimate

Notice Information

The Wisconsin Department of Revenue (DOR) is providing the **estimated** shared revenue amounts your local government will receive in 2025 under current state law for county and municipal aid, supplemental county and municipal aid, utility aid and the expenditure restraint incentive program. This does not include adjustments, shown on the July and November payment notices.

District	VILLAGE OF FREDONIA	County	OZAUKEE	Co-muni code	45-126
-----------------	---------------------	---------------	---------	---------------------	--------

Estimate Information

For an explanation of each aid payment listed below, review the additional information in this notice.

2025 Original Estimate	
1. County and municipal aid	\$201,341.18
2. Utility aid	\$0.00
3. Supplemental county and municipal aid	\$69,849.37
4. Expenditure restraint incentive program	\$0.00
5. Total Estimated 2025 Payments (sum of Lines 1-4)	\$271,190.55

Payment Information

Your local government will receive two distributions in 2025 :

- July 28, 2025: 15% of Line 1, 2, and 3 and 100% of Line 4 (*shown above*)
- November 17, 2025: balance of your 2025 aid payments

County and Municipal Aid

Under state law, the county and municipal aid paid to each county and municipality must be equal to the amount determined in 2012 (sec. 79.036, Wis. Stats.) and adjusted for fallen protective services insurance reimbursement (sec. 79.036(4), Wis. Stats.).

County and Municipal Aid Calculation	
1. Prior year county and municipal aid	\$196,828.67
2. Increase due to sales tax revenue, including adjustments (<i>district changes</i>)	\$4,527.06
3. Fallen protective services insurance adjustment	-\$14.55
4. Fallen protective services insurance reimbursement (<i>reported to DOR</i>)	\$0.00
5. Total County and Municipal Aid (sum of Lines 1-4)	\$201,341.18

Utility Aid

- Under state law, utility aid is distributed to each county and municipality where tax-exempt utility property is located (sec. 79.04, Wis. Stats.)
- Utility companies report utility property information to DOR annually
- DOR uses the provided information to accurately calculate utility aid (*shown below*)

Utility Aid Calculation	
1. Net book value, <i>as of December 31, 2024 (including expected additions/retirements)</i>	\$0.00
2. Total net book value payment	\$0.00
3. Minimum payment	\$0.00
4. Megawatt capacity	0.0
5. Megawatt capacity payment	\$0.00
6. Closed/decommissioned production plant (phased down) payment	\$0.00
7. Subtotal (<i>sum of Lines 2, 3, 5 and 6</i>)	\$0.00
8. Population cap	\$962,200.00
9. Adjusted subtotal (<i>lesser of Line 7 or Line 8</i>)	\$0.00
10. Adjacent site incentive payment	\$0.00
11. Baseload incentive payment	\$0.00
12. Co-generation incentive payment	\$0.00
13. Alternative energy incentive payment	\$0.00
14. Total incentive payments (<i>sum of Lines 10 through 13</i>)	\$0.00
15. Spent nuclear fuel payment	\$0.00
16. Total Utility Aid – this is the utility aid payment listed on the front of the estimate (<i>sum of Lines 9, 14 and 15</i>)	\$0.00

Supplemental County and Municipal Aid

- Under state law, supplemental county and municipal aid paid to each county and municipality is determined by 2023 Wisconsin Act 12 (sec. 79.037, Wis. Stats.)
- For detailed information, review [county and municipal aid spreadsheet](#)

Supplemental County and Municipal Aid Calculation	
1. Prior year supplemental county and municipal aid	\$68,278.95
2. Increase due to sales tax revenue including adjustments (<i>district changes</i>)	\$1,570.42
3. Total Supplemental County and Municipal Aid (<i>sum of Lines 1 and 2</i>)	\$69,849.37

Expenditure Restraint Incentive Program

- Only municipalities are eligible to receive Expenditure Restraint Incentive Program (ERIP) payments
- Under state law, in 2025, each municipality will receive a payment that is equal to the amount of the payment received by the municipality in 2024 (sec. 79.05(4), Wis. Stats., from 2023 WI Act 12 – notwithstanding subs. (2) and (3))

Contact Information

If you have questions, contact us at lgs@wisconsin.gov, (608) 266-8618 or (608) 261-5167.



State of Wisconsin • DEPARTMENT OF REVENUE

DIVISION OF STATE AND LOCAL FINANCE • BUREAU OF LOCAL GOVERNMENT SERVICES • 2135 RIMROCK RD MADISON, WI 53713

Mailing Address:
PO Box 8971 #6-97
Madison WI 53708-8971
Fax: (608) 264-6887
lgs@wisconsin.gov

September 13, 2024

KAITY OLSEN
VILLAGE OF GRAFTON
860 BADGER CIRCLE
GRAFTON WI 53024

Notice of Shared Revenue – 2025 Original Estimate

Notice Information

The Wisconsin Department of Revenue (DOR) is providing the **estimated** shared revenue amounts your local government will receive in 2025 under current state law for county and municipal aid, supplemental county and municipal aid, utility aid and the expenditure restraint incentive program. This does not include adjustments, shown on the July and November payment notices.

District	VILLAGE OF GRAFTON	County	OZAUKEE	Co-muni code	45-131
-----------------	--------------------	---------------	---------	---------------------	--------

Estimate Information

For an explanation of each aid payment listed below, review the additional information in this notice.

2025 Original Estimate	
1. County and municipal aid	\$297,489.76
2. Utility aid	\$34,567.83
3. Supplemental county and municipal aid	\$309,871.18
4. Expenditure restraint incentive program	\$43,693.82
5. Total Estimated 2025 Payments (sum of Lines 1-4)	\$685,622.59

Payment Information

Your local government will receive two distributions in 2025 :

- July 28, 2025: 15% of Line 1, 2, and 3 and 100% of Line 4 (*shown above*)
- November 17, 2025: balance of your 2025 aid payments

County and Municipal Aid

Under state law, the county and municipal aid paid to each county and municipality must be equal to the amount determined in 2012 (sec. 79.036, Wis. Stats.) and adjusted for fallen protective services insurance reimbursement (sec. 79.036(4), Wis. Stats.).

County and Municipal Aid Calculation	
1. Prior year county and municipal aid	\$290,822.34
2. Increase due to sales tax revenue, including adjustments (<i>district changes</i>)	\$6,688.91
3. Fallen protective services insurance adjustment	-\$21.49
4. Fallen protective services insurance reimbursement (<i>reported to DOR</i>)	\$0.00
5. Total County and Municipal Aid (sum of Lines 1-4)	\$297,489.76

Utility Aid

- Under state law, utility aid is distributed to each county and municipality where tax-exempt utility property is located (sec. 79.04, Wis. Stats.)
- Utility companies report utility property information to DOR annually
- DOR uses the provided information to accurately calculate utility aid (*shown below*)

Utility Aid Calculation	
1. Net book value, <i>as of December 31, 2024 (including expected additions/retirements)</i>	\$5,761,305.00
2. Total net book value payment	\$34,567.83
3. Minimum payment	\$0.00
4. Megawatt capacity	0.0
5. Megawatt capacity payment	\$0.00
6. Closed/decommissioned production plant (phased down) payment	\$0.00
7. Subtotal (<i>sum of Lines 2, 3, 5 and 6</i>)	\$34,567.83
8. Population cap	\$5,359,675.00
9. Adjusted subtotal (<i>lesser of Line 7 or Line 8</i>)	\$34,567.83
10. Adjacent site incentive payment	\$0.00
11. Baseload incentive payment	\$0.00
12. Co-generation incentive payment	\$0.00
13. Alternative energy incentive payment	\$0.00
14. Total incentive payments (<i>sum of Lines 10 through 13</i>)	\$0.00
15. Spent nuclear fuel payment	\$0.00
16. Total Utility Aid – this is the utility aid payment listed on the front of the estimate (<i>sum of Lines 9, 14 and 15</i>)	\$34,567.83

Supplemental County and Municipal Aid

- Under state law, supplemental county and municipal aid paid to each county and municipality is determined by 2023 Wisconsin Act 12 (sec. 79.037, Wis. Stats.)
- For detailed information, review [county and municipal aid spreadsheet](#)

Supplemental County and Municipal Aid Calculation	
1. Prior year supplemental county and municipal aid	\$302,904.38
2. Increase due to sales tax revenue including adjustments (<i>district changes</i>)	\$6,966.80
3. Total Supplemental County and Municipal Aid (<i>sum of Lines 1 and 2</i>)	\$309,871.18

Expenditure Restraint Incentive Program

- Only municipalities are eligible to receive Expenditure Restraint Incentive Program (ERIP) payments
- Under state law, in 2025, each municipality will receive a payment that is equal to the amount of the payment received by the municipality in 2024 (sec. 79.05(4), Wis. Stats., from 2023 WI Act 12 – notwithstanding subs. (2) and (3))

Contact Information

If you have questions, contact us at lgs@wisconsin.gov, (608) 266-8618 or (608) 261-5167.



State of Wisconsin • DEPARTMENT OF REVENUE

DIVISION OF STATE AND LOCAL FINANCE • BUREAU OF LOCAL GOVERNMENT SERVICES • 2135 RIMROCK RD MADISON, WI 53713

Mailing Address:
PO Box 8971 #6-97
Madison WI 53708-8971
Fax: (608) 264-6887
lgs@wisconsin.gov

September 13, 2024

JULIE FRIEDE
VILLAGE OF SAUKVILLE
639 E GREEN BAY AVE
SAUKVILLE WI 53080-2013

Notice of Shared Revenue – 2025 Original Estimate

Notice Information

The Wisconsin Department of Revenue (DOR) is providing the **estimated** shared revenue amounts your local government will receive in 2025 under current state law for county and municipal aid, supplemental county and municipal aid, utility aid and the expenditure restraint incentive program. This does not include adjustments, shown on the July and November payment notices.

District	VILLAGE OF SAUKVILLE	County	OZAUKEE	Co-muni code	45-181
-----------------	----------------------	---------------	---------	---------------------	--------

Estimate Information

For an explanation of each aid payment listed below, review the additional information in this notice.

2025 Original Estimate	
1. County and municipal aid	\$335,631.59
2. Utility aid	\$105,793.67
3. Supplemental county and municipal aid	\$103,543.01
4. Expenditure restraint incentive program	\$38,810.07
5. Total Estimated 2025 Payments (sum of Lines 1-4)	\$583,778.34

Payment Information

Your local government will receive two distributions in 2025 :

- July 28, 2025: 15% of Line 1, 2, and 3 and 100% of Line 4 (*shown above*)
- November 17, 2025: balance of your 2025 aid payments

County and Municipal Aid

Under state law, the county and municipal aid paid to each county and municipality must be equal to the amount determined in 2012 (sec. 79.036, Wis. Stats.) and adjusted for fallen protective services insurance reimbursement (sec. 79.036(4), Wis. Stats.).

County and Municipal Aid Calculation	
1. Prior year county and municipal aid	\$328,109.33
2. Increase due to sales tax revenue, including adjustments (<i>district changes</i>)	\$7,546.51
3. Fallen protective services insurance adjustment	-\$24.25
4. Fallen protective services insurance reimbursement (<i>reported to DOR</i>)	\$0.00
5. Total County and Municipal Aid (sum of Lines 1-4)	\$335,631.59

Utility Aid

- Under state law, utility aid is distributed to each county and municipality where tax-exempt utility property is located (sec. 79.04, Wis. Stats.)
- Utility companies report utility property information to DOR annually
- DOR uses the provided information to accurately calculate utility aid (*shown below*)

Utility Aid Calculation	
1. Net book value, as of December 31, 2024 (including expected additions/retirements)	\$17,632,278.00
2. Total net book value payment	\$105,793.67
3. Minimum payment	\$0.00
4. Megawatt capacity	0.0
5. Megawatt capacity payment	\$0.00
6. Closed/decommissioned production plant (phased down) payment	\$0.00
7. Subtotal (sum of Lines 2, 3, 5 and 6)	\$105,793.67
8. Population cap	\$1,791,800.00
9. Adjusted subtotal (lesser of Line 7 or Line 8)	\$105,793.67
10. Adjacent site incentive payment	\$0.00
11. Baseload incentive payment	\$0.00
12. Co-generation incentive payment	\$0.00
13. Alternative energy incentive payment	\$0.00
14. Total incentive payments (sum of Lines 10 through 13)	\$0.00
15. Spent nuclear fuel payment	\$0.00
16. Total Utility Aid – this is the utility aid payment listed on the front of the estimate (sum of Lines 9, 14 and 15)	\$105,793.67

Supplemental County and Municipal Aid

- Under state law, supplemental county and municipal aid paid to each county and municipality is determined by 2023 Wisconsin Act 12 (sec. 79.037, Wis. Stats.)
- For detailed information, review [county and municipal aid spreadsheet](#)

Supplemental County and Municipal Aid Calculation	
1. Prior year supplemental county and municipal aid	\$101,215.06
2. Increase due to sales tax revenue including adjustments (district changes)	\$2,327.95
3. Total Supplemental County and Municipal Aid (sum of Lines 1 and 2)	\$103,543.01

Expenditure Restraint Incentive Program

- Only municipalities are eligible to receive Expenditure Restraint Incentive Program (ERIP) payments
- Under state law, in 2025, each municipality will receive a payment that is equal to the amount of the payment received by the municipality in 2024 (sec. 79.05(4), Wis. Stats., from 2023 WI Act 12 – notwithstanding subs. (2) and (3))

Contact Information

If you have questions, contact us at lgs@wisconsin.gov, (608) 266-8618 or (608) 261-5167.



State of Wisconsin • DEPARTMENT OF REVENUE

DIVISION OF STATE AND LOCAL FINANCE • BUREAU OF LOCAL GOVERNMENT SERVICES • 2135 RIMROCK RD MADISON, WI 53713

Mailing Address:
PO Box 8971 #6-97
Madison WI 53708-8971
Fax: (608) 264-6887
lgs@wisconsin.gov

September 13, 2024

COLLEEN LANDISCH-HANSEN
VILLAGE OF THIENSVILLE
250 ELM ST
THIENSVILLE WI 53092-1602

Notice of Shared Revenue – 2025 Original Estimate

Notice Information

The Wisconsin Department of Revenue (DOR) is providing the **estimated** shared revenue amounts your local government will receive in 2025 under current state law for county and municipal aid, supplemental county and municipal aid, utility aid and the expenditure restraint incentive program. This does not include adjustments, shown on the July and November payment notices.

District	VILLAGE OF THIENSVILLE	County	OZAUKEE	Co-muni code	45-186
-----------------	------------------------	---------------	---------	---------------------	--------

Estimate Information

For an explanation of each aid payment listed below, review the additional information in this notice.

2025 Original Estimate	
1. County and municipal aid	\$45,602.22
2. Utility aid	\$0.00
3. Supplemental county and municipal aid	\$87,126.26
4. Expenditure restraint incentive program	\$12,421.20
5. Total Estimated 2025 Payments (sum of Lines 1-4)	\$145,149.68

Payment Information

Your local government will receive two distributions in 2025 :

- July 28, 2025: 15% of Line 1, 2, and 3 and 100% of Line 4 (*shown above*)
- November 17, 2025: balance of your 2025 aid payments

County and Municipal Aid

Under state law, the county and municipal aid paid to each county and municipality must be equal to the amount determined in 2012 (sec. 79.036, Wis. Stats.) and adjusted for fallen protective services insurance reimbursement (sec. 79.036(4), Wis. Stats.).

County and Municipal Aid Calculation	
1. Prior year county and municipal aid	\$44,580.17
2. Increase due to sales tax revenue, including adjustments (<i>district changes</i>)	\$1,025.34
3. Fallen protective services insurance adjustment	-\$3.29
4. Fallen protective services insurance reimbursement (<i>reported to DOR</i>)	\$0.00
5. Total County and Municipal Aid (sum of Lines 1-4)	\$45,602.22

Utility Aid

- Under state law, utility aid is distributed to each county and municipality where tax-exempt utility property is located (sec. 79.04, Wis. Stats.)
- Utility companies report utility property information to DOR annually
- DOR uses the provided information to accurately calculate utility aid (*shown below*)

Utility Aid Calculation	
1. Net book value, <i>as of December 31, 2024 (including expected additions/retirements)</i>	\$0.00
2. Total net book value payment	\$0.00
3. Minimum payment	\$0.00
4. Megawatt capacity	0.0
5. Megawatt capacity payment	\$0.00
6. Closed/decommissioned production plant (phased down) payment	\$0.00
7. Subtotal (<i>sum of Lines 2, 3, 5 and 6</i>)	\$0.00
8. Population cap	\$1,384,650.00
9. Adjusted subtotal (<i>lesser of Line 7 or Line 8</i>)	\$0.00
10. Adjacent site incentive payment	\$0.00
11. Baseload incentive payment	\$0.00
12. Co-generation incentive payment	\$0.00
13. Alternative energy incentive payment	\$0.00
14. Total incentive payments (<i>sum of Lines 10 through 13</i>)	\$0.00
15. Spent nuclear fuel payment	\$0.00
16. Total Utility Aid – this is the utility aid payment listed on the front of the estimate (<i>sum of Lines 9, 14 and 15</i>)	\$0.00

Supplemental County and Municipal Aid

- Under state law, supplemental county and municipal aid paid to each county and municipality is determined by 2023 Wisconsin Act 12 (sec. 79.037, Wis. Stats.)
- For detailed information, review [county and municipal aid spreadsheet](#)

Supplemental County and Municipal Aid Calculation	
1. Prior year supplemental county and municipal aid	\$85,167.41
2. Increase due to sales tax revenue including adjustments (<i>district changes</i>)	\$1,958.85
3. Total Supplemental County and Municipal Aid (<i>sum of Lines 1 and 2</i>)	\$87,126.26

Expenditure Restraint Incentive Program

- Only municipalities are eligible to receive Expenditure Restraint Incentive Program (ERIP) payments
- Under state law, in 2025, each municipality will receive a payment that is equal to the amount of the payment received by the municipality in 2024 (sec. 79.05(4), Wis. Stats., from 2023 WI Act 12 – notwithstanding subs. (2) and (3))

Contact Information

If you have questions, contact us at lgs@wisconsin.gov, (608) 266-8618 or (608) 261-5167.



State of Wisconsin • DEPARTMENT OF REVENUE

DIVISION OF STATE AND LOCAL FINANCE • BUREAU OF LOCAL GOVERNMENT SERVICES • 2135 RIMROCK RD MADISON, WI 53713

Mailing Address:
PO Box 8971 #6-97
Madison WI 53708-8971
Fax: (608) 264-6887
lgs@wisconsin.gov

September 13, 2024

TRACIE SETTE
CITY OF CEDARBURG
POB 49
CEDARBURG WI 53012-0049

Notice of Shared Revenue – 2025 Original Estimate

Notice Information

The Wisconsin Department of Revenue (DOR) is providing the **estimated** shared revenue amounts your local government will receive in 2025 under current state law for county and municipal aid, supplemental county and municipal aid, utility aid and the expenditure restraint incentive program. This does not include adjustments, shown on the July and November payment notices.

District	CITY OF CEDARBURG	County	OZAUKEE	Co-muni code	45-211
-----------------	-------------------	---------------	---------	---------------------	--------

Estimate Information

For an explanation of each aid payment listed below, review the additional information in this notice.

2025 Original Estimate	
1. County and municipal aid	\$204,494.37
2. Utility aid	\$3,753.28
3. Supplemental county and municipal aid	\$313,924.90
4. Expenditure restraint incentive program	\$108,779.55
5. Total Estimated 2025 Payments (sum of Lines 1-4)	\$630,952.10

Payment Information

Your local government will receive two distributions in 2025 :

- July 28, 2025: 15% of Line 1, 2, and 3 and 100% of Line 4 (*shown above*)
- November 17, 2025: balance of your 2025 aid payments

County and Municipal Aid

Under state law, the county and municipal aid paid to each county and municipality must be equal to the amount determined in 2012 (sec. 79.036, Wis. Stats.) and adjusted for fallen protective services insurance reimbursement (sec. 79.036(4), Wis. Stats.).

County and Municipal Aid Calculation	
1. Prior year county and municipal aid	\$199,911.18
2. Increase due to sales tax revenue, including adjustments (<i>district changes</i>)	\$4,597.96
3. Fallen protective services insurance adjustment	-\$14.77
4. Fallen protective services insurance reimbursement (<i>reported to DOR</i>)	\$0.00
5. Total County and Municipal Aid (sum of Lines 1-4)	\$204,494.37

Utility Aid

- Under state law, utility aid is distributed to each county and municipality where tax-exempt utility property is located (sec. 79.04, Wis. Stats.)
- Utility companies report utility property information to DOR annually
- DOR uses the provided information to accurately calculate utility aid (*shown below*)

Utility Aid Calculation	
1. Net book value, <i>as of December 31, 2024 (including expected additions/retirements)</i>	\$625,547.00
2. Total net book value payment	\$3,753.28
3. Minimum payment	\$0.00
4. Megawatt capacity	0.0
5. Megawatt capacity payment	\$0.00
6. Closed/decommissioned production plant (phased down) payment	\$0.00
7. Subtotal (<i>sum of Lines 2, 3, 5 and 6</i>)	\$3,753.28
8. Population cap	\$5,544,975.00
9. Adjusted subtotal (<i>lesser of Line 7 or Line 8</i>)	\$3,753.28
10. Adjacent site incentive payment	\$0.00
11. Baseload incentive payment	\$0.00
12. Co-generation incentive payment	\$0.00
13. Alternative energy incentive payment	\$0.00
14. Total incentive payments (<i>sum of Lines 10 through 13</i>)	\$0.00
15. Spent nuclear fuel payment	\$0.00
16. Total Utility Aid – this is the utility aid payment listed on the front of the estimate (<i>sum of Lines 9, 14 and 15</i>)	\$3,753.28

Supplemental County and Municipal Aid

- Under state law, supplemental county and municipal aid paid to each county and municipality is determined by 2023 Wisconsin Act 12 (sec. 79.037, Wis. Stats.)
- For detailed information, review [county and municipal aid spreadsheet](#)

Supplemental County and Municipal Aid Calculation	
1. Prior year supplemental county and municipal aid	\$306,866.96
2. Increase due to sales tax revenue including adjustments (<i>district changes</i>)	\$7,057.94
3. Total Supplemental County and Municipal Aid (<i>sum of Lines 1 and 2</i>)	\$313,924.90

Expenditure Restraint Incentive Program

- Only municipalities are eligible to receive Expenditure Restraint Incentive Program (ERIP) payments
- Under state law, in 2025, each municipality will receive a payment that is equal to the amount of the payment received by the municipality in 2024 (sec. 79.05(4), Wis. Stats., from 2023 WI Act 12 – notwithstanding subs. (2) and (3))

Contact Information

If you have questions, contact us at lgs@wisconsin.gov, (608) 266-8618 or (608) 261-5167.



State of Wisconsin • DEPARTMENT OF REVENUE

DIVISION OF STATE AND LOCAL FINANCE • BUREAU OF LOCAL GOVERNMENT SERVICES • 2135 RIMROCK RD MADISON, WI 53713

Mailing Address:
PO Box 8971 #6-97
Madison WI 53708-8971
Fax: (608) 264-6887
lgs@wisconsin.gov

September 13, 2024

CAROLINE FOCHS
CITY OF MEQUON
11333 N CEDARBURG RD
MEQUON WI 53092-1930

Notice of Shared Revenue – 2025 Original Estimate

Notice Information

The Wisconsin Department of Revenue (DOR) is providing the **estimated** shared revenue amounts your local government will receive in 2025 under current state law for county and municipal aid, supplemental county and municipal aid, utility aid and the expenditure restraint incentive program. This does not include adjustments, shown on the July and November payment notices.

District	CITY OF MEQUON	County	OZAUKEE	Co-muni code	45-255
-----------------	----------------	---------------	---------	---------------------	--------

Estimate Information

For an explanation of each aid payment listed below, review the additional information in this notice.

2025 Original Estimate	
1. County and municipal aid	\$313,647.50
2. Utility aid	\$56,852.87
3. Supplemental county and municipal aid	\$601,896.48
4. Expenditure restraint incentive program	\$0.00
5. Total Estimated 2025 Payments (sum of Lines 1-4)	\$972,396.85

Payment Information

Your local government will receive two distributions in 2025 :

- July 28, 2025: 15% of Line 1, 2, and 3 and 100% of Line 4 (*shown above*)
- November 17, 2025: balance of your 2025 aid payments

County and Municipal Aid

Under state law, the county and municipal aid paid to each county and municipality must be equal to the amount determined in 2012 (sec. 79.036, Wis. Stats.) and adjusted for fallen protective services insurance reimbursement (sec. 79.036(4), Wis. Stats.).

County and Municipal Aid Calculation	
1. Prior year county and municipal aid	\$306,617.95
2. Increase due to sales tax revenue, including adjustments (<i>district changes</i>)	\$7,052.21
3. Fallen protective services insurance adjustment	-\$22.66
4. Fallen protective services insurance reimbursement (<i>reported to DOR</i>)	\$0.00
5. Total County and Municipal Aid (sum of Lines 1-4)	\$313,647.50

Utility Aid

- Under state law, utility aid is distributed to each county and municipality where tax-exempt utility property is located (sec. 79.04, Wis. Stats.)
- Utility companies report utility property information to DOR annually
- DOR uses the provided information to accurately calculate utility aid (*shown below*)

Utility Aid Calculation	
1. Net book value, <i>as of December 31, 2024 (including expected additions/retirements)</i>	\$9,475,479.00
2. Total net book value payment	\$56,852.87
3. Minimum payment	\$0.00
4. Megawatt capacity	0.0
5. Megawatt capacity payment	\$0.00
6. Closed/decommissioned production plant (phased down) payment	\$0.00
7. Subtotal (<i>sum of Lines 2, 3, 5 and 6</i>)	\$56,852.87
8. Population cap	\$10,646,675.00
9. Adjusted subtotal (<i>lesser of Line 7 or Line 8</i>)	\$56,852.87
10. Adjacent site incentive payment	\$0.00
11. Baseload incentive payment	\$0.00
12. Co-generation incentive payment	\$0.00
13. Alternative energy incentive payment	\$0.00
14. Total incentive payments (<i>sum of Lines 10 through 13</i>)	\$0.00
15. Spent nuclear fuel payment	\$0.00
16. Total Utility Aid – this is the utility aid payment listed on the front of the estimate (<i>sum of Lines 9, 14 and 15</i>)	\$56,852.87

Supplemental County and Municipal Aid

- Under state law, supplemental county and municipal aid paid to each county and municipality is determined by 2023 Wisconsin Act 12 (sec. 79.037, Wis. Stats.)
- For detailed information, review [county and municipal aid spreadsheet](#)

Supplemental County and Municipal Aid Calculation	
1. Prior year supplemental county and municipal aid	\$588,364.11
2. Increase due to sales tax revenue including adjustments (<i>district changes</i>)	\$13,532.37
3. Total Supplemental County and Municipal Aid (<i>sum of Lines 1 and 2</i>)	\$601,896.48

Expenditure Restraint Incentive Program

- Only municipalities are eligible to receive Expenditure Restraint Incentive Program (ERIP) payments
- Under state law, in 2025, each municipality will receive a payment that is equal to the amount of the payment received by the municipality in 2024 (sec. 79.05(4), Wis. Stats., from 2023 WI Act 12 – notwithstanding subs. (2) and (3))

Contact Information

If you have questions, contact us at lgs@wisconsin.gov, (608) 266-8618 or (608) 261-5167.



State of Wisconsin • DEPARTMENT OF REVENUE

DIVISION OF STATE AND LOCAL FINANCE • BUREAU OF LOCAL GOVERNMENT SERVICES • 2135 RIMROCK RD MADISON, WI 53713

Mailing Address:
PO Box 8971 #6-97
Madison WI 53708-8971
Fax: (608) 264-6887
lgs@wisconsin.gov

September 13, 2024

SUSAN WESTERBEKE
CITY OF PORT WASHINGTON
100 W. GRAND AVENUE
P.O. BOX 307
PORT WASHINGTON WI 53074-0307

Notice of Shared Revenue – 2025 Original Estimate

Notice Information

The Wisconsin Department of Revenue (DOR) is providing the **estimated** shared revenue amounts your local government will receive in 2025 under current state law for county and municipal aid, supplemental county and municipal aid, utility aid and the expenditure restraint incentive program. This does not include adjustments, shown on the July and November payment notices.

District	CITY OF PORT WASHINGTON	County	OZAUKEE	Co-muni code	45-271
-----------------	-------------------------	---------------	---------	---------------------	--------

Estimate Information

For an explanation of each aid payment listed below, review the additional information in this notice.

2025 Original Estimate	
1. County and municipal aid	\$504,921.16
2. Utility aid	\$2,514,219.28
3. Supplemental county and municipal aid	\$323,242.11
4. Expenditure restraint incentive program	\$15,721.03
5. Total Estimated 2025 Payments (sum of Lines 1-4)	\$3,358,103.58

Payment Information

Your local government will receive two distributions in 2025 :

- July 28, 2025: 15% of Line 1, 2, and 3 and 100% of Line 4 (*shown above*)
- November 17, 2025: balance of your 2025 aid payments

County and Municipal Aid

Under state law, the county and municipal aid paid to each county and municipality must be equal to the amount determined in 2012 (sec. 79.036, Wis. Stats.) and adjusted for fallen protective services insurance reimbursement (sec. 79.036(4), Wis. Stats.).

County and Municipal Aid Calculation	
1. Prior year county and municipal aid	\$493,604.73
2. Increase due to sales tax revenue, including adjustments (<i>district changes</i>)	\$11,352.91
3. Fallen protective services insurance adjustment	-\$36.48
4. Fallen protective services insurance reimbursement (<i>reported to DOR</i>)	\$0.00
5. Total County and Municipal Aid (sum of Lines 1-4)	\$504,921.16

Utility Aid

- Under state law, utility aid is distributed to each county and municipality where tax-exempt utility property is located (sec. 79.04, Wis. Stats.)
- Utility companies report utility property information to DOR annually
- DOR uses the provided information to accurately calculate utility aid (*shown below*)

Utility Aid Calculation	
1. Net book value, <i>as of December 31, 2024 (including expected additions/retirements)</i>	\$13,314,339.00
2. Total net book value payment	\$79,886.03
3. Minimum payment	\$0.00
4. Megawatt capacity	1,090.0
5. Megawatt capacity payment	\$1,453,333.25
6. Closed/decommissioned production plant (phased down) payment	\$0.00
7. Subtotal (<i>sum of Lines 2, 3, 5 and 6</i>)	\$1,533,219.28
8. Population cap	\$5,529,250.00
9. Adjusted subtotal (<i>lesser of Line 7 or Line 8</i>)	\$1,533,219.28
10. Adjacent site incentive payment	\$981,000.00
11. Baseload incentive payment	\$0.00
12. Co-generation incentive payment	\$0.00
13. Alternative energy incentive payment	\$0.00
14. Total incentive payments (<i>sum of Lines 10 through 13</i>)	\$981,000.00
15. Spent nuclear fuel payment	\$0.00
16. Total Utility Aid – this is the utility aid payment listed on the front of the estimate (<i>sum of Lines 9, 14 and 15</i>)	\$2,514,219.28

Supplemental County and Municipal Aid

- Under state law, supplemental county and municipal aid paid to each county and municipality is determined by 2023 Wisconsin Act 12 (sec. 79.037, Wis. Stats.)
- For detailed information, review [county and municipal aid spreadsheet](#)

Supplemental County and Municipal Aid Calculation	
1. Prior year supplemental county and municipal aid	\$315,974.69
2. Increase due to sales tax revenue including adjustments (<i>district changes</i>)	\$7,267.42
3. Total Supplemental County and Municipal Aid (<i>sum of Lines 1 and 2</i>)	\$323,242.11

Expenditure Restraint Incentive Program

- Only municipalities are eligible to receive Expenditure Restraint Incentive Program (ERIP) payments
- Under state law, in 2025, each municipality will receive a payment that is equal to the amount of the payment received by the municipality in 2024 (sec. 79.05(4), Wis. Stats., from 2023 WI Act 12 – notwithstanding subs. (2) and (3))

Contact Information

If you have questions, contact us at lgs@wisconsin.gov, (608) 266-8618 or (608) 261-5167.



State of Wisconsin • DEPARTMENT OF REVENUE

DIVISION OF STATE AND LOCAL FINANCE • BUREAU OF LOCAL GOVERNMENT SERVICES • 2135 RIMROCK RD MADISON, WI 53713

Mailing Address:
PO Box 8971 #6-97
Madison WI 53708-8971
Fax: (608) 264-6887
lgs@wisconsin.gov

September 13, 2024

KAREN NIEMUTH
COUNTY OF OZAUKEE
PO BOX 994
PORT WASHINGTON WI 53074-0994

Notice of Shared Revenue – 2025 Original Estimate

Notice Information

The Wisconsin Department of Revenue (DOR) is providing the **estimated** shared revenue amounts your local government will receive in 2025 under current state law for county and municipal aid, supplemental county and municipal aid, utility aid and the expenditure restraint incentive program. This does not include adjustments, shown on the July and November payment notices.

District	COUNTY OF OZAUKEE	County	OZAUKEE	Co-muni code	45-999
-----------------	-------------------	---------------	---------	---------------------	--------

Estimate Information

For an explanation of each aid payment listed below, review the additional information in this notice.

2025 Original Estimate	
1. County and municipal aid	\$143,716.87
2. Utility aid	\$1,898,652.76
3. Supplemental county and municipal aid	\$803,794.82
4. Expenditure restraint incentive program	\$0.00
5. Total Estimated 2025 Payments (sum of Lines 1-4)	\$2,846,164.45

Payment Information

Your local government will receive two distributions in 2025 :

- July 28, 2025: 15% of Line 1, 2, and 3 and 100% of Line 4 (*shown above*)
- November 17, 2025: balance of your 2025 aid payments

County and Municipal Aid

Under state law, the county and municipal aid paid to each county and municipality must be equal to the amount determined in 2012 (sec. 79.036, Wis. Stats.) and adjusted for fallen protective services insurance reimbursement (sec. 79.036(4), Wis. Stats.).

County and Municipal Aid Calculation	
1. Prior year county and municipal aid	\$140,495.85
2. Increase due to sales tax revenue, including adjustments (<i>district changes</i>)	\$3,231.40
3. Fallen protective services insurance adjustment	-\$10.38
4. Fallen protective services insurance reimbursement (<i>reported to DOR</i>)	\$0.00
5. Total County and Municipal Aid (sum of Lines 1-4)	\$143,716.87

Utility Aid

- Under state law, utility aid is distributed to each county and municipality where tax-exempt utility property is located (sec. 79.04, Wis. Stats.)
- Utility companies report utility property information to DOR annually
- DOR uses the provided information to accurately calculate utility aid (*shown below*)

Utility Aid Calculation	
1. Net book value, <i>as of December 31, 2024 (including expected additions/retirements)</i>	\$55,960,192.00
2. Total net book value payment	\$190,986.01
3. Minimum payment	\$0.00
4. Megawatt capacity	1,090.0
5. Megawatt capacity payment	\$726,666.75
6. Closed/decommissioned production plant (phased down) payment	\$0.00
7. Subtotal (<i>sum of Lines 2, 3, 5 and 6</i>)	\$917,652.76
8. Population cap	\$11,700,875.00
9. Adjusted subtotal (<i>lesser of Line 7 or Line 8</i>)	\$917,652.76
10. Adjacent site incentive payment	\$981,000.00
11. Baseload incentive payment	\$0.00
12. Co-generation incentive payment	\$0.00
13. Alternative energy incentive payment	\$0.00
14. Total incentive payments (<i>sum of Lines 10 through 13</i>)	\$981,000.00
15. Spent nuclear fuel payment	\$0.00
16. Total Utility Aid – this is the utility aid payment listed on the front of the estimate (<i>sum of Lines 9, 14 and 15</i>)	\$1,898,652.76

Supplemental County and Municipal Aid

- Under state law, supplemental county and municipal aid paid to each county and municipality is determined by 2023 Wisconsin Act 12 (sec. 79.037, Wis. Stats.)
- For detailed information, review [county and municipal aid spreadsheet](#)

Supplemental County and Municipal Aid Calculation	
1. Prior year supplemental county and municipal aid	\$785,723.19
2. Increase due to sales tax revenue including adjustments (<i>district changes</i>)	\$18,071.63
3. Total Supplemental County and Municipal Aid (<i>sum of Lines 1 and 2</i>)	\$803,794.82

Expenditure Restraint Incentive Program

- Only municipalities are eligible to receive Expenditure Restraint Incentive Program (ERIP) payments
- Under state law, in 2025, each municipality will receive a payment that is equal to the amount of the payment received by the municipality in 2024 (sec. 79.05(4), Wis. Stats., from 2023 WI Act 12 – notwithstanding subs. (2) and (3))

Contact Information

If you have questions, contact us at lgs@wisconsin.gov, (608) 266-8618 or (608) 261-5167.



State of Wisconsin • DEPARTMENT OF REVENUE

DIVISION OF STATE AND LOCAL FINANCE • BUREAU OF LOCAL GOVERNMENT SERVICES • 2135 RIMROCK RD MADISON, WI 53713

Mailing Address:
PO Box 8971 #6-97
Madison WI 53708-8971
Fax: (608) 264-6887
lgs@wisconsin.gov

September 13, 2024

JULIE HECK
TOWN OF ALBANY
W1471 ALBANY W
MONDOVI WI 54755

Notice of Shared Revenue – 2025 Original Estimate

Notice Information

The Wisconsin Department of Revenue (DOR) is providing the **estimated** shared revenue amounts your local government will receive in 2025 under current state law for county and municipal aid, supplemental county and municipal aid, utility aid and the expenditure restraint incentive program. This does not include adjustments, shown on the July and November payment notices.

District	TOWN OF ALBANY	County	PEPIN	Co-muni code	46-002
-----------------	----------------	---------------	-------	---------------------	--------

Estimate Information

For an explanation of each aid payment listed below, review the additional information in this notice.

2025 Original Estimate	
1. County and municipal aid	\$42,413.15
2. Utility aid	\$0.00
3. Supplemental county and municipal aid	\$43,171.31
4. Expenditure restraint incentive program	\$0.00
5. Total Estimated 2025 Payments (sum of Lines 1-4)	\$85,584.46

Payment Information

Your local government will receive two distributions in 2025 :

- July 28, 2025: 15% of Line 1, 2, and 3 and 100% of Line 4 (*shown above*)
- November 17, 2025: balance of your 2025 aid payments

County and Municipal Aid

Under state law, the county and municipal aid paid to each county and municipality must be equal to the amount determined in 2012 (sec. 79.036, Wis. Stats.) and adjusted for fallen protective services insurance reimbursement (sec. 79.036(4), Wis. Stats.).

County and Municipal Aid Calculation	
1. Prior year county and municipal aid	\$41,462.57
2. Increase due to sales tax revenue, including adjustments (<i>district changes</i>)	\$953.64
3. Fallen protective services insurance adjustment	-\$3.06
4. Fallen protective services insurance reimbursement (<i>reported to DOR</i>)	\$0.00
5. Total County and Municipal Aid (sum of Lines 1-4)	\$42,413.15

Utility Aid

- Under state law, utility aid is distributed to each county and municipality where tax-exempt utility property is located (sec. 79.04, Wis. Stats.)
- Utility companies report utility property information to DOR annually
- DOR uses the provided information to accurately calculate utility aid (*shown below*)

Utility Aid Calculation	
1. Net book value, <i>as of December 31, 2024 (including expected additions/retirements)</i>	\$0.00
2. Total net book value payment	\$0.00
3. Minimum payment	\$0.00
4. Megawatt capacity	0.0
5. Megawatt capacity payment	\$0.00
6. Closed/decommissioned production plant (phased down) payment	\$0.00
7. Subtotal (<i>sum of Lines 2, 3, 5 and 6</i>)	\$0.00
8. Population cap	\$312,800.00
9. Adjusted subtotal (<i>lesser of Line 7 or Line 8</i>)	\$0.00
10. Adjacent site incentive payment	\$0.00
11. Baseload incentive payment	\$0.00
12. Co-generation incentive payment	\$0.00
13. Alternative energy incentive payment	\$0.00
14. Total incentive payments (<i>sum of Lines 10 through 13</i>)	\$0.00
15. Spent nuclear fuel payment	\$0.00
16. Total Utility Aid – this is the utility aid payment listed on the front of the estimate (<i>sum of Lines 9, 14 and 15</i>)	\$0.00

Supplemental County and Municipal Aid

- Under state law, supplemental county and municipal aid paid to each county and municipality is determined by 2023 Wisconsin Act 12 (sec. 79.037, Wis. Stats.)
- For detailed information, review [county and municipal aid spreadsheet](#)

Supplemental County and Municipal Aid Calculation	
1. Prior year supplemental county and municipal aid	\$42,200.69
2. Increase due to sales tax revenue including adjustments (<i>district changes</i>)	\$970.62
3. Total Supplemental County and Municipal Aid (<i>sum of Lines 1 and 2</i>)	\$43,171.31

Expenditure Restraint Incentive Program

- Only municipalities are eligible to receive Expenditure Restraint Incentive Program (ERIP) payments
- Under state law, in 2025, each municipality will receive a payment that is equal to the amount of the payment received by the municipality in 2024 (sec. 79.05(4), Wis. Stats., from 2023 WI Act 12 – notwithstanding subs. (2) and (3))

Contact Information

If you have questions, contact us at lgs@wisconsin.gov, (608) 266-8618 or (608) 261-5167.



State of Wisconsin • DEPARTMENT OF REVENUE

DIVISION OF STATE AND LOCAL FINANCE • BUREAU OF LOCAL GOVERNMENT SERVICES • 2135 RIMROCK RD MADISON, WI 53713

Mailing Address:
PO Box 8971 #6-97
Madison WI 53708-8971
Fax: (608) 264-6887
lgs@wisconsin.gov

September 13, 2024

BRITTANY MYERS
TOWN OF DURAND
W5832 US HWY 10
DURAND WI 54736

Notice of Shared Revenue – 2025 Original Estimate

Notice Information

The Wisconsin Department of Revenue (DOR) is providing the **estimated** shared revenue amounts your local government will receive in 2025 under current state law for county and municipal aid, supplemental county and municipal aid, utility aid and the expenditure restraint incentive program. This does not include adjustments, shown on the July and November payment notices.

District	TOWN OF DURAND	County	PEPIN	Co-muni code	46-004
-----------------	----------------	---------------	-------	---------------------	--------

Estimate Information

For an explanation of each aid payment listed below, review the additional information in this notice.

2025 Original Estimate	
1. County and municipal aid	\$30,004.78
2. Utility aid	\$32.86
3. Supplemental county and municipal aid	\$42,930.73
4. Expenditure restraint incentive program	\$0.00
5. Total Estimated 2025 Payments (sum of Lines 1-4)	\$72,968.37

Payment Information

Your local government will receive two distributions in 2025 :

- July 28, 2025: 15% of Line 1, 2, and 3 and 100% of Line 4 (*shown above*)
- November 17, 2025: balance of your 2025 aid payments

County and Municipal Aid

Under state law, the county and municipal aid paid to each county and municipality must be equal to the amount determined in 2012 (sec. 79.036, Wis. Stats.) and adjusted for fallen protective services insurance reimbursement (sec. 79.036(4), Wis. Stats.).

County and Municipal Aid Calculation	
1. Prior year county and municipal aid	\$29,332.31
2. Increase due to sales tax revenue, including adjustments (<i>district changes</i>)	\$674.64
3. Fallen protective services insurance adjustment	-\$2.17
4. Fallen protective services insurance reimbursement (<i>reported to DOR</i>)	\$0.00
5. Total County and Municipal Aid (sum of Lines 1-4)	\$30,004.78

Utility Aid

- Under state law, utility aid is distributed to each county and municipality where tax-exempt utility property is located (sec. 79.04, Wis. Stats.)
- Utility companies report utility property information to DOR annually
- DOR uses the provided information to accurately calculate utility aid (*shown below*)

Utility Aid Calculation	
1. Net book value, <i>as of December 31, 2024 (including expected additions/retirements)</i>	\$10,953.00
2. Total net book value payment	\$32.86
3. Minimum payment	\$0.00
4. Megawatt capacity	0.0
5. Megawatt capacity payment	\$0.00
6. Closed/decommissioned production plant (phased down) payment	\$0.00
7. Subtotal (<i>sum of Lines 2, 3, 5 and 6</i>)	\$32.86
8. Population cap	\$301,325.00
9. Adjusted subtotal (<i>lesser of Line 7 or Line 8</i>)	\$32.86
10. Adjacent site incentive payment	\$0.00
11. Baseload incentive payment	\$0.00
12. Co-generation incentive payment	\$0.00
13. Alternative energy incentive payment	\$0.00
14. Total incentive payments (<i>sum of Lines 10 through 13</i>)	\$0.00
15. Spent nuclear fuel payment	\$0.00
16. Total Utility Aid – this is the utility aid payment listed on the front of the estimate (<i>sum of Lines 9, 14 and 15</i>)	\$32.86

Supplemental County and Municipal Aid

- Under state law, supplemental county and municipal aid paid to each county and municipality is determined by 2023 Wisconsin Act 12 (sec. 79.037, Wis. Stats.)
- For detailed information, review [county and municipal aid spreadsheet](#)

Supplemental County and Municipal Aid Calculation	
1. Prior year supplemental county and municipal aid	\$41,965.52
2. Increase due to sales tax revenue including adjustments (<i>district changes</i>)	\$965.21
3. Total Supplemental County and Municipal Aid (<i>sum of Lines 1 and 2</i>)	\$42,930.73

Expenditure Restraint Incentive Program

- Only municipalities are eligible to receive Expenditure Restraint Incentive Program (ERIP) payments
- Under state law, in 2025, each municipality will receive a payment that is equal to the amount of the payment received by the municipality in 2024 (sec. 79.05(4), Wis. Stats., from 2023 WI Act 12 – notwithstanding subs. (2) and (3))

Contact Information

If you have questions, contact us at lgs@wisconsin.gov, (608) 266-8618 or (608) 261-5167.



State of Wisconsin • DEPARTMENT OF REVENUE

DIVISION OF STATE AND LOCAL FINANCE • BUREAU OF LOCAL GOVERNMENT SERVICES • 2135 RIMROCK RD MADISON, WI 53713

Mailing Address:
PO Box 8971 #6-97
Madison WI 53708-8971
Fax: (608) 264-6887
lgs@wisconsin.gov

September 13, 2024

MAUREEN MANORE
TOWN OF FRANKFORT
N3290 BYINGTON RD
PEPIN WI 54759-4652

Notice of Shared Revenue – 2025 Original Estimate

Notice Information

The Wisconsin Department of Revenue (DOR) is providing the **estimated** shared revenue amounts your local government will receive in 2025 under current state law for county and municipal aid, supplemental county and municipal aid, utility aid and the expenditure restraint incentive program. This does not include adjustments, shown on the July and November payment notices.

District	TOWN OF FRANKFORT	County	PEPIN	Co-muni code	46-006
-----------------	-------------------	---------------	-------	---------------------	--------

Estimate Information

For an explanation of each aid payment listed below, review the additional information in this notice.

2025 Original Estimate	
1. County and municipal aid	\$24,863.40
2. Utility aid	\$1,053.53
3. Supplemental county and municipal aid	\$36,330.34
4. Expenditure restraint incentive program	\$0.00
5. Total Estimated 2025 Payments (sum of Lines 1-4)	\$62,247.27

Payment Information

Your local government will receive two distributions in 2025 :

- July 28, 2025: 15% of Line 1, 2, and 3 and 100% of Line 4 (*shown above*)
- November 17, 2025: balance of your 2025 aid payments

County and Municipal Aid

Under state law, the county and municipal aid paid to each county and municipality must be equal to the amount determined in 2012 (sec. 79.036, Wis. Stats.) and adjusted for fallen protective services insurance reimbursement (sec. 79.036(4), Wis. Stats.).

County and Municipal Aid Calculation	
1. Prior year county and municipal aid	\$24,306.16
2. Increase due to sales tax revenue, including adjustments (<i>district changes</i>)	\$559.04
3. Fallen protective services insurance adjustment	-\$1.80
4. Fallen protective services insurance reimbursement (<i>reported to DOR</i>)	\$0.00
5. Total County and Municipal Aid (sum of Lines 1-4)	\$24,863.40

Utility Aid

- Under state law, utility aid is distributed to each county and municipality where tax-exempt utility property is located (sec. 79.04, Wis. Stats.)
- Utility companies report utility property information to DOR annually
- DOR uses the provided information to accurately calculate utility aid (*shown below*)

Utility Aid Calculation	
1. Net book value, as of December 31, 2024 (including expected additions/retirements)	\$351,175.00
2. Total net book value payment	\$1,053.53
3. Minimum payment	\$0.00
4. Megawatt capacity	0.0
5. Megawatt capacity payment	\$0.00
6. Closed/decommissioned production plant (phased down) payment	\$0.00
7. Subtotal (sum of Lines 2, 3, 5 and 6)	\$1,053.53
8. Population cap	\$141,100.00
9. Adjusted subtotal (lesser of Line 7 or Line 8)	\$1,053.53
10. Adjacent site incentive payment	\$0.00
11. Baseload incentive payment	\$0.00
12. Co-generation incentive payment	\$0.00
13. Alternative energy incentive payment	\$0.00
14. Total incentive payments (sum of Lines 10 through 13)	\$0.00
15. Spent nuclear fuel payment	\$0.00
16. Total Utility Aid – this is the utility aid payment listed on the front of the estimate (sum of Lines 9, 14 and 15)	\$1,053.53

Supplemental County and Municipal Aid

- Under state law, supplemental county and municipal aid paid to each county and municipality is determined by 2023 Wisconsin Act 12 (sec. 79.037, Wis. Stats.)
- For detailed information, review [county and municipal aid spreadsheet](#)

Supplemental County and Municipal Aid Calculation	
1. Prior year supplemental county and municipal aid	\$35,513.53
2. Increase due to sales tax revenue including adjustments (<i>district changes</i>)	\$816.81
3. Total Supplemental County and Municipal Aid (sum of Lines 1 and 2)	\$36,330.34

Expenditure Restraint Incentive Program

- Only municipalities are eligible to receive Expenditure Restraint Incentive Program (ERIP) payments
- Under state law, in 2025, each municipality will receive a payment that is equal to the amount of the payment received by the municipality in 2024 (sec. 79.05(4), Wis. Stats., from 2023 WI Act 12 – notwithstanding subs. (2) and (3))

Contact Information

If you have questions, contact us at lgs@wisconsin.gov, (608) 266-8618 or (608) 261-5167.



State of Wisconsin • DEPARTMENT OF REVENUE

DIVISION OF STATE AND LOCAL FINANCE • BUREAU OF LOCAL GOVERNMENT SERVICES • 2135 RIMROCK RD MADISON, WI 53713

Mailing Address:
PO Box 8971 #6-97
Madison WI 53708-8971
Fax: (608) 264-6887
lgs@wisconsin.gov

September 13, 2024

KYLENE WEISS
TOWN OF LIMA
W3154 US HWY 10
DURAND WI 54736

Notice of Shared Revenue – 2025 Original Estimate

Notice Information

The Wisconsin Department of Revenue (DOR) is providing the **estimated** shared revenue amounts your local government will receive in 2025 under current state law for county and municipal aid, supplemental county and municipal aid, utility aid and the expenditure restraint incentive program. This does not include adjustments, shown on the July and November payment notices.

District	TOWN OF LIMA	County	PEPIN	Co-muni code	46-008
-----------------	--------------	---------------	-------	---------------------	--------

Estimate Information

For an explanation of each aid payment listed below, review the additional information in this notice.

2025 Original Estimate	
1. County and municipal aid	\$42,493.69
2. Utility aid	\$0.00
3. Supplemental county and municipal aid	\$42,552.67
4. Expenditure restraint incentive program	\$0.00
5. Total Estimated 2025 Payments (sum of Lines 1-4)	\$85,046.36

Payment Information

Your local government will receive two distributions in 2025 :

- July 28, 2025: 15% of Line 1, 2, and 3 and 100% of Line 4 (*shown above*)
- November 17, 2025: balance of your 2025 aid payments

County and Municipal Aid

Under state law, the county and municipal aid paid to each county and municipality must be equal to the amount determined in 2012 (sec. 79.036, Wis. Stats.) and adjusted for fallen protective services insurance reimbursement (sec. 79.036(4), Wis. Stats.).

County and Municipal Aid Calculation	
1. Prior year county and municipal aid	\$41,541.31
2. Increase due to sales tax revenue, including adjustments (<i>district changes</i>)	\$955.45
3. Fallen protective services insurance adjustment	-\$3.07
4. Fallen protective services insurance reimbursement (<i>reported to DOR</i>)	\$0.00
5. Total County and Municipal Aid (sum of Lines 1-4)	\$42,493.69

Utility Aid

- Under state law, utility aid is distributed to each county and municipality where tax-exempt utility property is located (sec. 79.04, Wis. Stats.)
- Utility companies report utility property information to DOR annually
- DOR uses the provided information to accurately calculate utility aid (*shown below*)

Utility Aid Calculation	
1. Net book value, <i>as of December 31, 2024 (including expected additions/retirements)</i>	\$0.00
2. Total net book value payment	\$0.00
3. Minimum payment	\$0.00
4. Megawatt capacity	0.0
5. Megawatt capacity payment	\$0.00
6. Closed/decommissioned production plant (phased down) payment	\$0.00
7. Subtotal (<i>sum of Lines 2, 3, 5 and 6</i>)	\$0.00
8. Population cap	\$290,700.00
9. Adjusted subtotal (<i>lesser of Line 7 or Line 8</i>)	\$0.00
10. Adjacent site incentive payment	\$0.00
11. Baseload incentive payment	\$0.00
12. Co-generation incentive payment	\$0.00
13. Alternative energy incentive payment	\$0.00
14. Total incentive payments (<i>sum of Lines 10 through 13</i>)	\$0.00
15. Spent nuclear fuel payment	\$0.00
16. Total Utility Aid – this is the utility aid payment listed on the front of the estimate (<i>sum of Lines 9, 14 and 15</i>)	\$0.00

Supplemental County and Municipal Aid

- Under state law, supplemental county and municipal aid paid to each county and municipality is determined by 2023 Wisconsin Act 12 (sec. 79.037, Wis. Stats.)
- For detailed information, review [county and municipal aid spreadsheet](#)

Supplemental County and Municipal Aid Calculation	
1. Prior year supplemental county and municipal aid	\$41,595.96
2. Increase due to sales tax revenue including adjustments (<i>district changes</i>)	\$956.71
3. Total Supplemental County and Municipal Aid (<i>sum of Lines 1 and 2</i>)	\$42,552.67

Expenditure Restraint Incentive Program

- Only municipalities are eligible to receive Expenditure Restraint Incentive Program (ERIP) payments
- Under state law, in 2025, each municipality will receive a payment that is equal to the amount of the payment received by the municipality in 2024 (sec. 79.05(4), Wis. Stats., from 2023 WI Act 12 – notwithstanding subs. (2) and (3))

Contact Information

If you have questions, contact us at lgs@wisconsin.gov, (608) 266-8618 or (608) 261-5167.



State of Wisconsin • DEPARTMENT OF REVENUE

DIVISION OF STATE AND LOCAL FINANCE • BUREAU OF LOCAL GOVERNMENT SERVICES • 2135 RIMROCK RD MADISON, WI 53713

Mailing Address:
PO Box 8971 #6-97
Madison WI 53708-8971
Fax: (608) 264-6887
lgs@wisconsin.gov

September 13, 2024

DEBORAH SEIFERT
TOWN OF PEPIN
N1560 BIG HILL ROAD
PEPIN WI 54759

Notice of Shared Revenue – 2025 Original Estimate

Notice Information

The Wisconsin Department of Revenue (DOR) is providing the **estimated** shared revenue amounts your local government will receive in 2025 under current state law for county and municipal aid, supplemental county and municipal aid, utility aid and the expenditure restraint incentive program. This does not include adjustments, shown on the July and November payment notices.

District	TOWN OF PEPIN	County	PEPIN	Co-muni code	46-010
-----------------	---------------	---------------	-------	---------------------	--------

Estimate Information

For an explanation of each aid payment listed below, review the additional information in this notice.

2025 Original Estimate	
1. County and municipal aid	\$18,687.34
2. Utility aid	\$2,181.80
3. Supplemental county and municipal aid	\$43,532.17
4. Expenditure restraint incentive program	\$0.00
5. Total Estimated 2025 Payments (sum of Lines 1-4)	\$64,401.31

Payment Information

Your local government will receive two distributions in 2025 :

- July 28, 2025: 15% of Line 1, 2, and 3 and 100% of Line 4 (*shown above*)
- November 17, 2025: balance of your 2025 aid payments

County and Municipal Aid

Under state law, the county and municipal aid paid to each county and municipality must be equal to the amount determined in 2012 (sec. 79.036, Wis. Stats.) and adjusted for fallen protective services insurance reimbursement (sec. 79.036(4), Wis. Stats.).

County and Municipal Aid Calculation	
1. Prior year county and municipal aid	\$18,268.51
2. Increase due to sales tax revenue, including adjustments (<i>district changes</i>)	\$420.18
3. Fallen protective services insurance adjustment	-\$1.35
4. Fallen protective services insurance reimbursement (<i>reported to DOR</i>)	\$0.00
5. Total County and Municipal Aid (sum of Lines 1-4)	\$18,687.34

Utility Aid

- Under state law, utility aid is distributed to each county and municipality where tax-exempt utility property is located (sec. 79.04, Wis. Stats.)
- Utility companies report utility property information to DOR annually
- DOR uses the provided information to accurately calculate utility aid (*shown below*)

Utility Aid Calculation	
1. Net book value, <i>as of December 31, 2024 (including expected additions/retirements)</i>	\$727,266.00
2. Total net book value payment	\$2,181.80
3. Minimum payment	\$0.00
4. Megawatt capacity	0.0
5. Megawatt capacity payment	\$0.00
6. Closed/decommissioned production plant (phased down) payment	\$0.00
7. Subtotal (<i>sum of Lines 2, 3, 5 and 6</i>)	\$2,181.80
8. Population cap	\$320,450.00
9. Adjusted subtotal (<i>lesser of Line 7 or Line 8</i>)	\$2,181.80
10. Adjacent site incentive payment	\$0.00
11. Baseload incentive payment	\$0.00
12. Co-generation incentive payment	\$0.00
13. Alternative energy incentive payment	\$0.00
14. Total incentive payments (<i>sum of Lines 10 through 13</i>)	\$0.00
15. Spent nuclear fuel payment	\$0.00
16. Total Utility Aid – this is the utility aid payment listed on the front of the estimate (<i>sum of Lines 9, 14 and 15</i>)	\$2,181.80

Supplemental County and Municipal Aid

- Under state law, supplemental county and municipal aid paid to each county and municipality is determined by 2023 Wisconsin Act 12 (sec. 79.037, Wis. Stats.)
- For detailed information, review [county and municipal aid spreadsheet](#)

Supplemental County and Municipal Aid Calculation	
1. Prior year supplemental county and municipal aid	\$42,553.44
2. Increase due to sales tax revenue including adjustments (<i>district changes</i>)	\$978.73
3. Total Supplemental County and Municipal Aid (<i>sum of Lines 1 and 2</i>)	\$43,532.17

Expenditure Restraint Incentive Program

- Only municipalities are eligible to receive Expenditure Restraint Incentive Program (ERIP) payments
- Under state law, in 2025, each municipality will receive a payment that is equal to the amount of the payment received by the municipality in 2024 (sec. 79.05(4), Wis. Stats., from 2023 WI Act 12 – notwithstanding subs. (2) and (3))

Contact Information

If you have questions, contact us at lgs@wisconsin.gov, (608) 266-8618 or (608) 261-5167.



State of Wisconsin • DEPARTMENT OF REVENUE

DIVISION OF STATE AND LOCAL FINANCE • BUREAU OF LOCAL GOVERNMENT SERVICES • 2135 RIMROCK RD MADISON, WI 53713

Mailing Address:
PO Box 8971 #6-97
Madison WI 53708-8971
Fax: (608) 264-6887
lgs@wisconsin.gov

September 13, 2024

MARTHA BLACK
TOWN OF STOCKHOLM
N2843 COUNTY ROAD E
STOCKHOLM WI 54769

Notice of Shared Revenue – 2025 Original Estimate

Notice Information

The Wisconsin Department of Revenue (DOR) is providing the **estimated** shared revenue amounts your local government will receive in 2025 under current state law for county and municipal aid, supplemental county and municipal aid, utility aid and the expenditure restraint incentive program. This does not include adjustments, shown on the July and November payment notices.

District	TOWN OF STOCKHOLM	County	PEPIN	Co-muni code	46-012
-----------------	-------------------	---------------	-------	---------------------	--------

Estimate Information

For an explanation of each aid payment listed below, review the additional information in this notice.

2025 Original Estimate	
1. County and municipal aid	\$7,709.11
2. Utility aid	\$622.32
3. Supplemental county and municipal aid	\$34,507.81
4. Expenditure restraint incentive program	\$0.00
5. Total Estimated 2025 Payments (sum of Lines 1-4)	\$42,839.24

Payment Information

Your local government will receive two distributions in 2025 :

- July 28, 2025: 15% of Line 1, 2, and 3 and 100% of Line 4 (*shown above*)
- November 17, 2025: balance of your 2025 aid payments

County and Municipal Aid

Under state law, the county and municipal aid paid to each county and municipality must be equal to the amount determined in 2012 (sec. 79.036, Wis. Stats.) and adjusted for fallen protective services insurance reimbursement (sec. 79.036(4), Wis. Stats.).

County and Municipal Aid Calculation	
1. Prior year county and municipal aid	\$7,536.33
2. Increase due to sales tax revenue, including adjustments (<i>district changes</i>)	\$173.34
3. Fallen protective services insurance adjustment	-\$0.56
4. Fallen protective services insurance reimbursement (<i>reported to DOR</i>)	\$0.00
5. Total County and Municipal Aid (sum of Lines 1-4)	\$7,709.11

Utility Aid

- Under state law, utility aid is distributed to each county and municipality where tax-exempt utility property is located (sec. 79.04, Wis. Stats.)
- Utility companies report utility property information to DOR annually
- DOR uses the provided information to accurately calculate utility aid (*shown below*)

Utility Aid Calculation	
1. Net book value, <i>as of December 31, 2024 (including expected additions/retirements)</i>	\$207,439.00
2. Total net book value payment	\$622.32
3. Minimum payment	\$0.00
4. Megawatt capacity	0.0
5. Megawatt capacity payment	\$0.00
6. Closed/decommissioned production plant (phased down) payment	\$0.00
7. Subtotal (<i>sum of Lines 2, 3, 5 and 6</i>)	\$622.32
8. Population cap	\$96,900.00
9. Adjusted subtotal (<i>lesser of Line 7 or Line 8</i>)	\$622.32
10. Adjacent site incentive payment	\$0.00
11. Baseload incentive payment	\$0.00
12. Co-generation incentive payment	\$0.00
13. Alternative energy incentive payment	\$0.00
14. Total incentive payments (<i>sum of Lines 10 through 13</i>)	\$0.00
15. Spent nuclear fuel payment	\$0.00
16. Total Utility Aid – this is the utility aid payment listed on the front of the estimate (<i>sum of Lines 9, 14 and 15</i>)	\$622.32

Supplemental County and Municipal Aid

- Under state law, supplemental county and municipal aid paid to each county and municipality is determined by 2023 Wisconsin Act 12 (sec. 79.037, Wis. Stats.)
- For detailed information, review [county and municipal aid spreadsheet](#)

Supplemental County and Municipal Aid Calculation	
1. Prior year supplemental county and municipal aid	\$33,731.97
2. Increase due to sales tax revenue including adjustments (<i>district changes</i>)	\$775.84
3. Total Supplemental County and Municipal Aid (<i>sum of Lines 1 and 2</i>)	\$34,507.81

Expenditure Restraint Incentive Program

- Only municipalities are eligible to receive Expenditure Restraint Incentive Program (ERIP) payments
- Under state law, in 2025, each municipality will receive a payment that is equal to the amount of the payment received by the municipality in 2024 (sec. 79.05(4), Wis. Stats., from 2023 WI Act 12 – notwithstanding subs. (2) and (3))

Contact Information

If you have questions, contact us at lgs@wisconsin.gov, (608) 266-8618 or (608) 261-5167.



State of Wisconsin • DEPARTMENT OF REVENUE

DIVISION OF STATE AND LOCAL FINANCE • BUREAU OF LOCAL GOVERNMENT SERVICES • 2135 RIMROCK RD MADISON, WI 53713

Mailing Address:
PO Box 8971 #6-97
Madison WI 53708-8971
Fax: (608) 264-6887
lgs@wisconsin.gov

September 13, 2024

DIANE HOYT
TOWN OF WATERVILLE
N6272 KITE HILL LANE
ARKANSAW WI 54721-9459

Notice of Shared Revenue – 2025 Original Estimate

Notice Information

The Wisconsin Department of Revenue (DOR) is providing the **estimated** shared revenue amounts your local government will receive in 2025 under current state law for county and municipal aid, supplemental county and municipal aid, utility aid and the expenditure restraint incentive program. This does not include adjustments, shown on the July and November payment notices.

District	TOWN OF WATERVILLE	County	PEPIN	Co-muni code	46-014
-----------------	--------------------	---------------	-------	---------------------	--------

Estimate Information

For an explanation of each aid payment listed below, review the additional information in this notice.

2025 Original Estimate	
1. County and municipal aid	\$96,273.73
2. Utility aid	\$937.49
3. Supplemental county and municipal aid	\$45,095.79
4. Expenditure restraint incentive program	\$0.00
5. Total Estimated 2025 Payments (sum of Lines 1-4)	\$142,307.01

Payment Information

Your local government will receive two distributions in 2025 :

- July 28, 2025: 15% of Line 1, 2, and 3 and 100% of Line 4 (*shown above*)
- November 17, 2025: balance of your 2025 aid payments

County and Municipal Aid

Under state law, the county and municipal aid paid to each county and municipality must be equal to the amount determined in 2012 (sec. 79.036, Wis. Stats.) and adjusted for fallen protective services insurance reimbursement (sec. 79.036(4), Wis. Stats.).

County and Municipal Aid Calculation	
1. Prior year county and municipal aid	\$94,116.02
2. Increase due to sales tax revenue, including adjustments (<i>district changes</i>)	\$2,164.67
3. Fallen protective services insurance adjustment	-\$6.96
4. Fallen protective services insurance reimbursement (<i>reported to DOR</i>)	\$0.00
5. Total County and Municipal Aid (sum of Lines 1-4)	\$96,273.73

Utility Aid

- Under state law, utility aid is distributed to each county and municipality where tax-exempt utility property is located (sec. 79.04, Wis. Stats.)
- Utility companies report utility property information to DOR annually
- DOR uses the provided information to accurately calculate utility aid (*shown below*)

Utility Aid Calculation	
1. Net book value, <i>as of December 31, 2024 (including expected additions/retirements)</i>	\$312,497.00
2. Total net book value payment	\$937.49
3. Minimum payment	\$0.00
4. Megawatt capacity	0.0
5. Megawatt capacity payment	\$0.00
6. Closed/decommissioned production plant (phased down) payment	\$0.00
7. Subtotal (<i>sum of Lines 2, 3, 5 and 6</i>)	\$937.49
8. Population cap	\$358,700.00
9. Adjusted subtotal (<i>lesser of Line 7 or Line 8</i>)	\$937.49
10. Adjacent site incentive payment	\$0.00
11. Baseload incentive payment	\$0.00
12. Co-generation incentive payment	\$0.00
13. Alternative energy incentive payment	\$0.00
14. Total incentive payments (<i>sum of Lines 10 through 13</i>)	\$0.00
15. Spent nuclear fuel payment	\$0.00
16. Total Utility Aid – this is the utility aid payment listed on the front of the estimate (<i>sum of Lines 9, 14 and 15</i>)	\$937.49

Supplemental County and Municipal Aid

- Under state law, supplemental county and municipal aid paid to each county and municipality is determined by 2023 Wisconsin Act 12 (sec. 79.037, Wis. Stats.)
- For detailed information, review [county and municipal aid spreadsheet](#)

Supplemental County and Municipal Aid Calculation	
1. Prior year supplemental county and municipal aid	\$44,081.91
2. Increase due to sales tax revenue including adjustments (<i>district changes</i>)	\$1,013.88
3. Total Supplemental County and Municipal Aid (<i>sum of Lines 1 and 2</i>)	\$45,095.79

Expenditure Restraint Incentive Program

- Only municipalities are eligible to receive Expenditure Restraint Incentive Program (ERIP) payments
- Under state law, in 2025, each municipality will receive a payment that is equal to the amount of the payment received by the municipality in 2024 (sec. 79.05(4), Wis. Stats., from 2023 WI Act 12 – notwithstanding subs. (2) and (3))

Contact Information

If you have questions, contact us at lgs@wisconsin.gov, (608) 266-8618 or (608) 261-5167.



State of Wisconsin • DEPARTMENT OF REVENUE

DIVISION OF STATE AND LOCAL FINANCE • BUREAU OF LOCAL GOVERNMENT SERVICES • 2135 RIMROCK RD MADISON, WI 53713

Mailing Address:
PO Box 8971 #6-97
Madison WI 53708-8971
Fax: (608) 264-6887
lgs@wisconsin.gov

September 13, 2024

MELISSA WEBER
TOWN OF WAUBEEK
W6954 COUNTY ROAD D
ARKANSAW WI 54721

Notice of Shared Revenue – 2025 Original Estimate

Notice Information

The Wisconsin Department of Revenue (DOR) is providing the **estimated** shared revenue amounts your local government will receive in 2025 under current state law for county and municipal aid, supplemental county and municipal aid, utility aid and the expenditure restraint incentive program. This does not include adjustments, shown on the July and November payment notices.

District	TOWN OF WAUBEEK	County	PEPIN	Co-muni code	46-016
-----------------	-----------------	---------------	-------	---------------------	--------

Estimate Information

For an explanation of each aid payment listed below, review the additional information in this notice.

2025 Original Estimate	
1. County and municipal aid	\$5,055.14
2. Utility aid	\$3,706.21
3. Supplemental county and municipal aid	\$37,980.74
4. Expenditure restraint incentive program	\$0.00
5. Total Estimated 2025 Payments (sum of Lines 1-4)	\$46,742.09

Payment Information

Your local government will receive two distributions in 2025 :

- July 28, 2025: 15% of Line 1, 2, and 3 and 100% of Line 4 (*shown above*)
- November 17, 2025: balance of your 2025 aid payments

County and Municipal Aid

Under state law, the county and municipal aid paid to each county and municipality must be equal to the amount determined in 2012 (sec. 79.036, Wis. Stats.) and adjusted for fallen protective services insurance reimbursement (sec. 79.036(4), Wis. Stats.).

County and Municipal Aid Calculation	
1. Prior year county and municipal aid	\$4,941.85
2. Increase due to sales tax revenue, including adjustments (<i>district changes</i>)	\$113.66
3. Fallen protective services insurance adjustment	-\$0.37
4. Fallen protective services insurance reimbursement (<i>reported to DOR</i>)	\$0.00
5. Total County and Municipal Aid (sum of Lines 1-4)	\$5,055.14

Utility Aid

- Under state law, utility aid is distributed to each county and municipality where tax-exempt utility property is located (sec. 79.04, Wis. Stats.)
- Utility companies report utility property information to DOR annually
- DOR uses the provided information to accurately calculate utility aid (*shown below*)

Utility Aid Calculation	
1. Net book value, as of December 31, 2024 (including expected additions/retirements)	\$1,235,404.00
2. Total net book value payment	\$3,706.21
3. Minimum payment	\$0.00
4. Megawatt capacity	0.0
5. Megawatt capacity payment	\$0.00
6. Closed/decommissioned production plant (phased down) payment	\$0.00
7. Subtotal (sum of Lines 2, 3, 5 and 6)	\$3,706.21
8. Population cap	\$181,050.00
9. Adjusted subtotal (lesser of Line 7 or Line 8)	\$3,706.21
10. Adjacent site incentive payment	\$0.00
11. Baseload incentive payment	\$0.00
12. Co-generation incentive payment	\$0.00
13. Alternative energy incentive payment	\$0.00
14. Total incentive payments (sum of Lines 10 through 13)	\$0.00
15. Spent nuclear fuel payment	\$0.00
16. Total Utility Aid – this is the utility aid payment listed on the front of the estimate (sum of Lines 9, 14 and 15)	\$3,706.21

Supplemental County and Municipal Aid

- Under state law, supplemental county and municipal aid paid to each county and municipality is determined by 2023 Wisconsin Act 12 (sec. 79.037, Wis. Stats.)
- For detailed information, review [county and municipal aid spreadsheet](#)

Supplemental County and Municipal Aid Calculation	
1. Prior year supplemental county and municipal aid	\$37,126.82
2. Increase due to sales tax revenue including adjustments (district changes)	\$853.92
3. Total Supplemental County and Municipal Aid (sum of Lines 1 and 2)	\$37,980.74

Expenditure Restraint Incentive Program

- Only municipalities are eligible to receive Expenditure Restraint Incentive Program (ERIP) payments
- Under state law, in 2025, each municipality will receive a payment that is equal to the amount of the payment received by the municipality in 2024 (sec. 79.05(4), Wis. Stats., from 2023 WI Act 12 – notwithstanding subs. (2) and (3))

Contact Information

If you have questions, contact us at lgs@wisconsin.gov, (608) 266-8618 or (608) 261-5167.



State of Wisconsin • DEPARTMENT OF REVENUE

DIVISION OF STATE AND LOCAL FINANCE • BUREAU OF LOCAL GOVERNMENT SERVICES • 2135 RIMROCK RD MADISON, WI 53713

Mailing Address:
PO Box 8971 #6-97
Madison WI 53708-8971
Fax: (608) 264-6887
lgs@wisconsin.gov

September 13, 2024

JULIE WHEELER
VILLAGE OF PEPIN
508 2ND ST, PO BOX 277
PEPIN WI 54759-0277

Notice of Shared Revenue – 2025 Original Estimate

Notice Information

The Wisconsin Department of Revenue (DOR) is providing the **estimated** shared revenue amounts your local government will receive in 2025 under current state law for county and municipal aid, supplemental county and municipal aid, utility aid and the expenditure restraint incentive program. This does not include adjustments, shown on the July and November payment notices.

District	VILLAGE OF PEPIN	County	PEPIN	Co-muni code	46-171
-----------------	------------------	---------------	-------	---------------------	--------

Estimate Information

For an explanation of each aid payment listed below, review the additional information in this notice.

2025 Original Estimate	
1. County and municipal aid	\$127,923.03
2. Utility aid	\$0.00
3. Supplemental county and municipal aid	\$43,446.25
4. Expenditure restraint incentive program	\$0.00
5. Total Estimated 2025 Payments (sum of Lines 1-4)	\$171,369.28

Payment Information

Your local government will receive two distributions in 2025 :

- July 28, 2025: 15% of Line 1, 2, and 3 and 100% of Line 4 (*shown above*)
- November 17, 2025: balance of your 2025 aid payments

County and Municipal Aid

Under state law, the county and municipal aid paid to each county and municipality must be equal to the amount determined in 2012 (sec. 79.036, Wis. Stats.) and adjusted for fallen protective services insurance reimbursement (sec. 79.036(4), Wis. Stats.).

County and Municipal Aid Calculation	
1. Prior year county and municipal aid	\$125,055.98
2. Increase due to sales tax revenue, including adjustments (<i>district changes</i>)	\$2,876.29
3. Fallen protective services insurance adjustment	-\$9.24
4. Fallen protective services insurance reimbursement (<i>reported to DOR</i>)	\$0.00
5. Total County and Municipal Aid (sum of Lines 1-4)	\$127,923.03

Utility Aid

- Under state law, utility aid is distributed to each county and municipality where tax-exempt utility property is located (sec. 79.04, Wis. Stats.)
- Utility companies report utility property information to DOR annually
- DOR uses the provided information to accurately calculate utility aid (*shown below*)

Utility Aid Calculation	
1. Net book value, <i>as of December 31, 2024 (including expected additions/retirements)</i>	\$0.00
2. Total net book value payment	\$0.00
3. Minimum payment	\$0.00
4. Megawatt capacity	0.0
5. Megawatt capacity payment	\$0.00
6. Closed/decommissioned production plant (phased down) payment	\$0.00
7. Subtotal (<i>sum of Lines 2, 3, 5 and 6</i>)	\$0.00
8. Population cap	\$313,225.00
9. Adjusted subtotal (<i>lesser of Line 7 or Line 8</i>)	\$0.00
10. Adjacent site incentive payment	\$0.00
11. Baseload incentive payment	\$0.00
12. Co-generation incentive payment	\$0.00
13. Alternative energy incentive payment	\$0.00
14. Total incentive payments (<i>sum of Lines 10 through 13</i>)	\$0.00
15. Spent nuclear fuel payment	\$0.00
16. Total Utility Aid – this is the utility aid payment listed on the front of the estimate (<i>sum of Lines 9, 14 and 15</i>)	\$0.00

Supplemental County and Municipal Aid

- Under state law, supplemental county and municipal aid paid to each county and municipality is determined by 2023 Wisconsin Act 12 (sec. 79.037, Wis. Stats.)
- For detailed information, review [county and municipal aid spreadsheet](#)

Supplemental County and Municipal Aid Calculation	
1. Prior year supplemental county and municipal aid	\$42,469.45
2. Increase due to sales tax revenue including adjustments (<i>district changes</i>)	\$976.80
3. Total Supplemental County and Municipal Aid (<i>sum of Lines 1 and 2</i>)	\$43,446.25

Expenditure Restraint Incentive Program

- Only municipalities are eligible to receive Expenditure Restraint Incentive Program (ERIP) payments
- Under state law, in 2025, each municipality will receive a payment that is equal to the amount of the payment received by the municipality in 2024 (sec. 79.05(4), Wis. Stats., from 2023 WI Act 12 – notwithstanding subs. (2) and (3))

Contact Information

If you have questions, contact us at lgs@wisconsin.gov, (608) 266-8618 or (608) 261-5167.



State of Wisconsin • DEPARTMENT OF REVENUE

DIVISION OF STATE AND LOCAL FINANCE • BUREAU OF LOCAL GOVERNMENT SERVICES • 2135 RIMROCK RD MADISON, WI 53713

Mailing Address:
PO Box 8971 #6-97
Madison WI 53708-8971
Fax: (608) 264-6887
lgs@wisconsin.gov

September 13, 2024

ALICIA KALLSTROM
VILLAGE OF STOCKHOLM
PO BOX 17, N2040 SPRING ST.
STOCKHOLM WI 54769-0017

Notice of Shared Revenue – 2025 Original Estimate

Notice Information

The Wisconsin Department of Revenue (DOR) is providing the **estimated** shared revenue amounts your local government will receive in 2025 under current state law for county and municipal aid, supplemental county and municipal aid, utility aid and the expenditure restraint incentive program. This does not include adjustments, shown on the July and November payment notices.

District	VILLAGE OF STOCKHOLM	County	PEPIN	Co-muni code	46-181
-----------------	----------------------	---------------	-------	---------------------	--------

Estimate Information

For an explanation of each aid payment listed below, review the additional information in this notice.

2025 Original Estimate	
1. County and municipal aid	\$15,966.25
2. Utility aid	\$0.00
3. Supplemental county and municipal aid	\$32,048.71
4. Expenditure restraint incentive program	\$0.00
5. Total Estimated 2025 Payments (sum of Lines 1-4)	\$48,014.96

Payment Information

Your local government will receive two distributions in 2025 :

- July 28, 2025: 15% of Line 1, 2, and 3 and 100% of Line 4 (*shown above*)
- November 17, 2025: balance of your 2025 aid payments

County and Municipal Aid

Under state law, the county and municipal aid paid to each county and municipality must be equal to the amount determined in 2012 (sec. 79.036, Wis. Stats.) and adjusted for fallen protective services insurance reimbursement (sec. 79.036(4), Wis. Stats.).

County and Municipal Aid Calculation	
1. Prior year county and municipal aid	\$15,608.41
2. Increase due to sales tax revenue, including adjustments (<i>district changes</i>)	\$358.99
3. Fallen protective services insurance adjustment	-\$1.15
4. Fallen protective services insurance reimbursement (<i>reported to DOR</i>)	\$0.00
5. Total County and Municipal Aid (sum of Lines 1-4)	\$15,966.25

Utility Aid

- Under state law, utility aid is distributed to each county and municipality where tax-exempt utility property is located (sec. 79.04, Wis. Stats.)
- Utility companies report utility property information to DOR annually
- DOR uses the provided information to accurately calculate utility aid (*shown below*)

Utility Aid Calculation	
1. Net book value, <i>as of December 31, 2024 (including expected additions/retirements)</i>	\$0.00
2. Total net book value payment	\$0.00
3. Minimum payment	\$0.00
4. Megawatt capacity	0.0
5. Megawatt capacity payment	\$0.00
6. Closed/decommissioned production plant (phased down) payment	\$0.00
7. Subtotal (<i>sum of Lines 2, 3, 5 and 6</i>)	\$0.00
8. Population cap	\$34,850.00
9. Adjusted subtotal (<i>lesser of Line 7 or Line 8</i>)	\$0.00
10. Adjacent site incentive payment	\$0.00
11. Baseload incentive payment	\$0.00
12. Co-generation incentive payment	\$0.00
13. Alternative energy incentive payment	\$0.00
14. Total incentive payments (<i>sum of Lines 10 through 13</i>)	\$0.00
15. Spent nuclear fuel payment	\$0.00
16. Total Utility Aid – this is the utility aid payment listed on the front of the estimate (<i>sum of Lines 9, 14 and 15</i>)	\$0.00

Supplemental County and Municipal Aid

- Under state law, supplemental county and municipal aid paid to each county and municipality is determined by 2023 Wisconsin Act 12 (sec. 79.037, Wis. Stats.)
- For detailed information, review [county and municipal aid spreadsheet](#)

Supplemental County and Municipal Aid Calculation	
1. Prior year supplemental county and municipal aid	\$31,328.16
2. Increase due to sales tax revenue including adjustments (<i>district changes</i>)	\$720.55
3. Total Supplemental County and Municipal Aid (<i>sum of Lines 1 and 2</i>)	\$32,048.71

Expenditure Restraint Incentive Program

- Only municipalities are eligible to receive Expenditure Restraint Incentive Program (ERIP) payments
- Under state law, in 2025, each municipality will receive a payment that is equal to the amount of the payment received by the municipality in 2024 (sec. 79.05(4), Wis. Stats., from 2023 WI Act 12 – notwithstanding subs. (2) and (3))

Contact Information

If you have questions, contact us at lgs@wisconsin.gov, (608) 266-8618 or (608) 261-5167.



State of Wisconsin • DEPARTMENT OF REVENUE

DIVISION OF STATE AND LOCAL FINANCE • BUREAU OF LOCAL GOVERNMENT SERVICES • 2135 RIMROCK RD MADISON, WI 53713

Mailing Address:
PO Box 8971 #6-97
Madison WI 53708-8971
Fax: (608) 264-6887
lgs@wisconsin.gov

September 13, 2024

ANGELA MORGAN
CITY OF DURAND
104 E MAIN ST PO BOX 202
DURAND WI 54736-0202

Notice of Shared Revenue – 2025 Original Estimate

Notice Information

The Wisconsin Department of Revenue (DOR) is providing the **estimated** shared revenue amounts your local government will receive in 2025 under current state law for county and municipal aid, supplemental county and municipal aid, utility aid and the expenditure restraint incentive program. This does not include adjustments, shown on the July and November payment notices.

District	CITY OF DURAND	County	PEPIN	Co-muni code	46-216
-----------------	----------------	---------------	-------	---------------------	--------

Estimate Information

For an explanation of each aid payment listed below, review the additional information in this notice.

2025 Original Estimate	
1. County and municipal aid	\$476,261.34
2. Utility aid	\$1,598.32
3. Supplemental county and municipal aid	\$95,266.58
4. Expenditure restraint incentive program	\$11,266.31
5. Total Estimated 2025 Payments (sum of Lines 1-4)	\$584,392.55

Payment Information

Your local government will receive two distributions in 2025 :

- July 28, 2025: 15% of Line 1, 2, and 3 and 100% of Line 4 (*shown above*)
- November 17, 2025: balance of your 2025 aid payments

County and Municipal Aid

Under state law, the county and municipal aid paid to each county and municipality must be equal to the amount determined in 2012 (sec. 79.036, Wis. Stats.) and adjusted for fallen protective services insurance reimbursement (sec. 79.036(4), Wis. Stats.).

County and Municipal Aid Calculation	
1. Prior year county and municipal aid	\$465,587.24
2. Increase due to sales tax revenue, including adjustments (<i>district changes</i>)	\$10,708.51
3. Fallen protective services insurance adjustment	-\$34.41
4. Fallen protective services insurance reimbursement (<i>reported to DOR</i>)	\$0.00
5. Total County and Municipal Aid (sum of Lines 1-4)	\$476,261.34

Utility Aid

- Under state law, utility aid is distributed to each county and municipality where tax-exempt utility property is located (sec. 79.04, Wis. Stats.)
- Utility companies report utility property information to DOR annually
- DOR uses the provided information to accurately calculate utility aid (*shown below*)

Utility Aid Calculation	
1. Net book value, <i>as of December 31, 2024 (including expected additions/retirements)</i>	\$266,386.00
2. Total net book value payment	\$1,598.32
3. Minimum payment	\$0.00
4. Megawatt capacity	0.0
5. Megawatt capacity payment	\$0.00
6. Closed/decommissioned production plant (phased down) payment	\$0.00
7. Subtotal (<i>sum of Lines 2, 3, 5 and 6</i>)	\$1,598.32
8. Population cap	\$779,025.00
9. Adjusted subtotal (<i>lesser of Line 7 or Line 8</i>)	\$1,598.32
10. Adjacent site incentive payment	\$0.00
11. Baseload incentive payment	\$0.00
12. Co-generation incentive payment	\$0.00
13. Alternative energy incentive payment	\$0.00
14. Total incentive payments (<i>sum of Lines 10 through 13</i>)	\$0.00
15. Spent nuclear fuel payment	\$0.00
16. Total Utility Aid – this is the utility aid payment listed on the front of the estimate (<i>sum of Lines 9, 14 and 15</i>)	\$1,598.32

Supplemental County and Municipal Aid

- Under state law, supplemental county and municipal aid paid to each county and municipality is determined by 2023 Wisconsin Act 12 (sec. 79.037, Wis. Stats.)
- For detailed information, review [county and municipal aid spreadsheet](#)

Supplemental County and Municipal Aid Calculation	
1. Prior year supplemental county and municipal aid	\$93,124.71
2. Increase due to sales tax revenue including adjustments (<i>district changes</i>)	\$2,141.87
3. Total Supplemental County and Municipal Aid (<i>sum of Lines 1 and 2</i>)	\$95,266.58

Expenditure Restraint Incentive Program

- Only municipalities are eligible to receive Expenditure Restraint Incentive Program (ERIP) payments
- Under state law, in 2025, each municipality will receive a payment that is equal to the amount of the payment received by the municipality in 2024 (sec. 79.05(4), Wis. Stats., from 2023 WI Act 12 – notwithstanding subs. (2) and (3))

Contact Information

If you have questions, contact us at lgs@wisconsin.gov, (608) 266-8618 or (608) 261-5167.



State of Wisconsin • DEPARTMENT OF REVENUE

DIVISION OF STATE AND LOCAL FINANCE • BUREAU OF LOCAL GOVERNMENT SERVICES • 2135 RIMROCK RD MADISON, WI 53713

Mailing Address:
PO Box 8971 #6-97
Madison WI 53708-8971
Fax: (608) 264-6887
lgs@wisconsin.gov

September 13, 2024

AUDREY BAUER
COUNTY OF PEPIN
740 7TH AVE WEST, PO BOX 39
DURAND WI 54736

Notice of Shared Revenue – 2025 Original Estimate

Notice Information

The Wisconsin Department of Revenue (DOR) is providing the **estimated** shared revenue amounts your local government will receive in 2025 under current state law for county and municipal aid, supplemental county and municipal aid, utility aid and the expenditure restraint incentive program. This does not include adjustments, shown on the July and November payment notices.

District	COUNTY OF PEPIN	County	PEPIN	Co-muni code	46-999
-----------------	-----------------	---------------	-------	---------------------	--------

Estimate Information

For an explanation of each aid payment listed below, review the additional information in this notice.

2025 Original Estimate	
1. County and municipal aid	\$476,138.24
2. Utility aid	\$17,867.56
3. Supplemental county and municipal aid	\$538,159.71
4. Expenditure restraint incentive program	\$0.00
5. Total Estimated 2025 Payments (sum of Lines 1-4)	\$1,032,165.51

Payment Information

Your local government will receive two distributions in 2025 :

- July 28, 2025: 15% of Line 1, 2, and 3 and 100% of Line 4 (*shown above*)
- November 17, 2025: balance of your 2025 aid payments

County and Municipal Aid

Under state law, the county and municipal aid paid to each county and municipality must be equal to the amount determined in 2012 (sec. 79.036, Wis. Stats.) and adjusted for fallen protective services insurance reimbursement (sec. 79.036(4), Wis. Stats.).

County and Municipal Aid Calculation	
1. Prior year county and municipal aid	\$465,466.90
2. Increase due to sales tax revenue, including adjustments (<i>district changes</i>)	\$10,705.74
3. Fallen protective services insurance adjustment	-\$34.40
4. Fallen protective services insurance reimbursement (<i>reported to DOR</i>)	\$0.00
5. Total County and Municipal Aid (sum of Lines 1-4)	\$476,138.24

Utility Aid

- Under state law, utility aid is distributed to each county and municipality where tax-exempt utility property is located (sec. 79.04, Wis. Stats.)
- Utility companies report utility property information to DOR annually
- DOR uses the provided information to accurately calculate utility aid (*shown below*)

Utility Aid Calculation	
1. Net book value, <i>as of December 31, 2024 (including expected additions/retirements)</i>	\$3,111,120.00
2. Total net book value payment	\$17,867.56
3. Minimum payment	\$0.00
4. Megawatt capacity	0.0
5. Megawatt capacity payment	\$0.00
6. Closed/decommissioned production plant (phased down) payment	\$0.00
7. Subtotal (<i>sum of Lines 2, 3, 5 and 6</i>)	\$17,867.56
8. Population cap	\$920,625.00
9. Adjusted subtotal (<i>lesser of Line 7 or Line 8</i>)	\$17,867.56
10. Adjacent site incentive payment	\$0.00
11. Baseload incentive payment	\$0.00
12. Co-generation incentive payment	\$0.00
13. Alternative energy incentive payment	\$0.00
14. Total incentive payments (<i>sum of Lines 10 through 13</i>)	\$0.00
15. Spent nuclear fuel payment	\$0.00
16. Total Utility Aid – this is the utility aid payment listed on the front of the estimate (<i>sum of Lines 9, 14 and 15</i>)	\$17,867.56

Supplemental County and Municipal Aid

- Under state law, supplemental county and municipal aid paid to each county and municipality is determined by 2023 Wisconsin Act 12 (sec. 79.037, Wis. Stats.)
- For detailed information, review [county and municipal aid spreadsheet](#)

Supplemental County and Municipal Aid Calculation	
1. Prior year supplemental county and municipal aid	\$526,060.32
2. Increase due to sales tax revenue including adjustments (<i>district changes</i>)	\$12,099.39
3. Total Supplemental County and Municipal Aid (<i>sum of Lines 1 and 2</i>)	\$538,159.71

Expenditure Restraint Incentive Program

- Only municipalities are eligible to receive Expenditure Restraint Incentive Program (ERIP) payments
- Under state law, in 2025, each municipality will receive a payment that is equal to the amount of the payment received by the municipality in 2024 (sec. 79.05(4), Wis. Stats., from 2023 WI Act 12 – notwithstanding subs. (2) and (3))

Contact Information

If you have questions, contact us at lgs@wisconsin.gov, (608) 266-8618 or (608) 261-5167.



State of Wisconsin • DEPARTMENT OF REVENUE

DIVISION OF STATE AND LOCAL FINANCE • BUREAU OF LOCAL GOVERNMENT SERVICES • 2135 RIMROCK RD MADISON, WI 53713

Mailing Address:
PO Box 8971 #6-97
Madison WI 53708-8971
Fax: (608) 264-6887
lgs@wisconsin.gov

September 13, 2024

KRIS JOHNSON
TOWN OF CLIFTON
N8619 1060TH STREET
RIVER FALLS WI 54022

Notice of Shared Revenue – 2025 Original Estimate

Notice Information

The Wisconsin Department of Revenue (DOR) is providing the **estimated** shared revenue amounts your local government will receive in 2025 under current state law for county and municipal aid, supplemental county and municipal aid, utility aid and the expenditure restraint incentive program. This does not include adjustments, shown on the July and November payment notices.

District	TOWN OF CLIFTON	County	PIERCE	Co-muni code	47-002
-----------------	-----------------	---------------	--------	---------------------	--------

Estimate Information

For an explanation of each aid payment listed below, review the additional information in this notice.

2025 Original Estimate	
1. County and municipal aid	\$16,575.86
2. Utility aid	\$207.08
3. Supplemental county and municipal aid	\$69,111.87
4. Expenditure restraint incentive program	\$0.00
5. Total Estimated 2025 Payments (sum of Lines 1-4)	\$85,894.81

Payment Information

Your local government will receive two distributions in 2025 :

- July 28, 2025: 15% of Line 1, 2, and 3 and 100% of Line 4 (*shown above*)
- November 17, 2025: balance of your 2025 aid payments

County and Municipal Aid

Under state law, the county and municipal aid paid to each county and municipality must be equal to the amount determined in 2012 (sec. 79.036, Wis. Stats.) and adjusted for fallen protective services insurance reimbursement (sec. 79.036(4), Wis. Stats.).

County and Municipal Aid Calculation	
1. Prior year county and municipal aid	\$16,204.36
2. Increase due to sales tax revenue, including adjustments (<i>district changes</i>)	\$372.70
3. Fallen protective services insurance adjustment	-\$1.20
4. Fallen protective services insurance reimbursement (<i>reported to DOR</i>)	\$0.00
5. Total County and Municipal Aid (sum of Lines 1-4)	\$16,575.86

Utility Aid

- Under state law, utility aid is distributed to each county and municipality where tax-exempt utility property is located (sec. 79.04, Wis. Stats.)
- Utility companies report utility property information to DOR annually
- DOR uses the provided information to accurately calculate utility aid (*shown below*)

Utility Aid Calculation	
1. Net book value, <i>as of December 31, 2024 (including expected additions/retirements)</i>	\$69,026.00
2. Total net book value payment	\$207.08
3. Minimum payment	\$0.00
4. Megawatt capacity	0.0
5. Megawatt capacity payment	\$0.00
6. Closed/decommissioned production plant (phased down) payment	\$0.00
7. Subtotal (<i>sum of Lines 2, 3, 5 and 6</i>)	\$207.08
8. Population cap	\$986,000.00
9. Adjusted subtotal (<i>lesser of Line 7 or Line 8</i>)	\$207.08
10. Adjacent site incentive payment	\$0.00
11. Baseload incentive payment	\$0.00
12. Co-generation incentive payment	\$0.00
13. Alternative energy incentive payment	\$0.00
14. Total incentive payments (<i>sum of Lines 10 through 13</i>)	\$0.00
15. Spent nuclear fuel payment	\$0.00
16. Total Utility Aid – this is the utility aid payment listed on the front of the estimate (<i>sum of Lines 9, 14 and 15</i>)	\$207.08

Supplemental County and Municipal Aid

- Under state law, supplemental county and municipal aid paid to each county and municipality is determined by 2023 Wisconsin Act 12 (sec. 79.037, Wis. Stats.)
- For detailed information, review [county and municipal aid spreadsheet](#)

Supplemental County and Municipal Aid Calculation	
1. Prior year supplemental county and municipal aid	\$67,558.04
2. Increase due to sales tax revenue including adjustments (<i>district changes</i>)	\$1,553.83
3. Total Supplemental County and Municipal Aid (<i>sum of Lines 1 and 2</i>)	\$69,111.87

Expenditure Restraint Incentive Program

- Only municipalities are eligible to receive Expenditure Restraint Incentive Program (ERIP) payments
- Under state law, in 2025, each municipality will receive a payment that is equal to the amount of the payment received by the municipality in 2024 (sec. 79.05(4), Wis. Stats., from 2023 WI Act 12 – notwithstanding subs. (2) and (3))

Contact Information

If you have questions, contact us at lgs@wisconsin.gov, (608) 266-8618 or (608) 261-5167.



State of Wisconsin • DEPARTMENT OF REVENUE

DIVISION OF STATE AND LOCAL FINANCE • BUREAU OF LOCAL GOVERNMENT SERVICES • 2135 RIMROCK RD MADISON, WI 53713

Mailing Address:
PO Box 8971 #6-97
Madison WI 53708-8971
Fax: (608) 264-6887
lgs@wisconsin.gov

September 13, 2024

TODD MEHRKENS
TOWN OF DIAMOND BLUFF
W9004 290TH AVE
HAGER CITY WI 54014-8359

Notice of Shared Revenue – 2025 Original Estimate

Notice Information

The Wisconsin Department of Revenue (DOR) is providing the **estimated** shared revenue amounts your local government will receive in 2025 under current state law for county and municipal aid, supplemental county and municipal aid, utility aid and the expenditure restraint incentive program. This does not include adjustments, shown on the July and November payment notices.

District	TOWN OF DIAMOND BLUFF	County	PIERCE	Co-muni code	47-004
-----------------	-----------------------	---------------	--------	---------------------	--------

Estimate Information

For an explanation of each aid payment listed below, review the additional information in this notice.

2025 Original Estimate	
1. County and municipal aid	\$18,158.37
2. Utility aid	\$88.43
3. Supplemental county and municipal aid	\$38,977.75
4. Expenditure restraint incentive program	\$0.00
5. Total Estimated 2025 Payments (sum of Lines 1-4)	\$57,224.55

Payment Information

Your local government will receive two distributions in 2025 :

- July 28, 2025: 15% of Line 1, 2, and 3 and 100% of Line 4 (*shown above*)
- November 17, 2025: balance of your 2025 aid payments

County and Municipal Aid

Under state law, the county and municipal aid paid to each county and municipality must be equal to the amount determined in 2012 (sec. 79.036, Wis. Stats.) and adjusted for fallen protective services insurance reimbursement (sec. 79.036(4), Wis. Stats.).

County and Municipal Aid Calculation	
1. Prior year county and municipal aid	\$17,751.40
2. Increase due to sales tax revenue, including adjustments (<i>district changes</i>)	\$408.28
3. Fallen protective services insurance adjustment	-\$1.31
4. Fallen protective services insurance reimbursement (<i>reported to DOR</i>)	\$0.00
5. Total County and Municipal Aid (sum of Lines 1-4)	\$18,158.37

Utility Aid

- Under state law, utility aid is distributed to each county and municipality where tax-exempt utility property is located (sec. 79.04, Wis. Stats.)
- Utility companies report utility property information to DOR annually
- DOR uses the provided information to accurately calculate utility aid (*shown below*)

Utility Aid Calculation	
1. Net book value, <i>as of December 31, 2024 (including expected additions/retirements)</i>	\$29,476.00
2. Total net book value payment	\$88.43
3. Minimum payment	\$0.00
4. Megawatt capacity	0.0
5. Megawatt capacity payment	\$0.00
6. Closed/decommissioned production plant (phased down) payment	\$0.00
7. Subtotal (<i>sum of Lines 2, 3, 5 and 6</i>)	\$88.43
8. Population cap	\$207,825.00
9. Adjusted subtotal (<i>lesser of Line 7 or Line 8</i>)	\$88.43
10. Adjacent site incentive payment	\$0.00
11. Baseload incentive payment	\$0.00
12. Co-generation incentive payment	\$0.00
13. Alternative energy incentive payment	\$0.00
14. Total incentive payments (<i>sum of Lines 10 through 13</i>)	\$0.00
15. Spent nuclear fuel payment	\$0.00
16. Total Utility Aid – this is the utility aid payment listed on the front of the estimate (<i>sum of Lines 9, 14 and 15</i>)	\$88.43

Supplemental County and Municipal Aid

- Under state law, supplemental county and municipal aid paid to each county and municipality is determined by 2023 Wisconsin Act 12 (sec. 79.037, Wis. Stats.)
- For detailed information, review [county and municipal aid spreadsheet](#)

Supplemental County and Municipal Aid Calculation	
1. Prior year supplemental county and municipal aid	\$38,101.42
2. Increase due to sales tax revenue including adjustments (<i>district changes</i>)	\$876.33
3. Total Supplemental County and Municipal Aid (<i>sum of Lines 1 and 2</i>)	\$38,977.75

Expenditure Restraint Incentive Program

- Only municipalities are eligible to receive Expenditure Restraint Incentive Program (ERIP) payments
- Under state law, in 2025, each municipality will receive a payment that is equal to the amount of the payment received by the municipality in 2024 (sec. 79.05(4), Wis. Stats., from 2023 WI Act 12 – notwithstanding subs. (2) and (3))

Contact Information

If you have questions, contact us at lgs@wisconsin.gov, (608) 266-8618 or (608) 261-5167.



State of Wisconsin • DEPARTMENT OF REVENUE

DIVISION OF STATE AND LOCAL FINANCE • BUREAU OF LOCAL GOVERNMENT SERVICES • 2135 RIMROCK RD MADISON, WI 53713

Mailing Address:
PO Box 8971 #6-97
Madison WI 53708-8971
Fax: (608) 264-6887
lgs@wisconsin.gov

September 13, 2024

PHYLLIS BEASTROM
TOWN OF ELLSWORTH
W6244 410TH AVE
ELLSWORTH WI 54011-3000

Notice of Shared Revenue – 2025 Original Estimate

Notice Information

The Wisconsin Department of Revenue (DOR) is providing the **estimated** shared revenue amounts your local government will receive in 2025 under current state law for county and municipal aid, supplemental county and municipal aid, utility aid and the expenditure restraint incentive program. This does not include adjustments, shown on the July and November payment notices.

District	TOWN OF ELLSWORTH	County	PIERCE	Co-muni code	47-006
-----------------	-------------------	---------------	--------	---------------------	--------

Estimate Information

For an explanation of each aid payment listed below, review the additional information in this notice.

2025 Original Estimate	
1. County and municipal aid	\$43,230.79
2. Utility aid	\$16.50
3. Supplemental county and municipal aid	\$49,957.34
4. Expenditure restraint incentive program	\$0.00
5. Total Estimated 2025 Payments (sum of Lines 1-4)	\$93,204.63

Payment Information

Your local government will receive two distributions in 2025 :

- July 28, 2025: 15% of Line 1, 2, and 3 and 100% of Line 4 (*shown above*)
- November 17, 2025: balance of your 2025 aid payments

County and Municipal Aid

Under state law, the county and municipal aid paid to each county and municipality must be equal to the amount determined in 2012 (sec. 79.036, Wis. Stats.) and adjusted for fallen protective services insurance reimbursement (sec. 79.036(4), Wis. Stats.).

County and Municipal Aid Calculation	
1. Prior year county and municipal aid	\$42,261.89
2. Increase due to sales tax revenue, including adjustments (<i>district changes</i>)	\$972.02
3. Fallen protective services insurance adjustment	-\$3.12
4. Fallen protective services insurance reimbursement (<i>reported to DOR</i>)	\$0.00
5. Total County and Municipal Aid (sum of Lines 1-4)	\$43,230.79

Utility Aid

- Under state law, utility aid is distributed to each county and municipality where tax-exempt utility property is located (sec. 79.04, Wis. Stats.)
- Utility companies report utility property information to DOR annually
- DOR uses the provided information to accurately calculate utility aid (*shown below*)

Utility Aid Calculation	
1. Net book value, <i>as of December 31, 2024 (including expected additions/retirements)</i>	\$5,501.00
2. Total net book value payment	\$16.50
3. Minimum payment	\$0.00
4. Megawatt capacity	0.0
5. Megawatt capacity payment	\$0.00
6. Closed/decommissioned production plant (phased down) payment	\$0.00
7. Subtotal (<i>sum of Lines 2, 3, 5 and 6</i>)	\$16.50
8. Population cap	\$480,675.00
9. Adjusted subtotal (<i>lesser of Line 7 or Line 8</i>)	\$16.50
10. Adjacent site incentive payment	\$0.00
11. Baseload incentive payment	\$0.00
12. Co-generation incentive payment	\$0.00
13. Alternative energy incentive payment	\$0.00
14. Total incentive payments (<i>sum of Lines 10 through 13</i>)	\$0.00
15. Spent nuclear fuel payment	\$0.00
16. Total Utility Aid – this is the utility aid payment listed on the front of the estimate (<i>sum of Lines 9, 14 and 15</i>)	\$16.50

Supplemental County and Municipal Aid

- Under state law, supplemental county and municipal aid paid to each county and municipality is determined by 2023 Wisconsin Act 12 (sec. 79.037, Wis. Stats.)
- For detailed information, review [county and municipal aid spreadsheet](#)

Supplemental County and Municipal Aid Calculation	
1. Prior year supplemental county and municipal aid	\$48,834.15
2. Increase due to sales tax revenue including adjustments (<i>district changes</i>)	\$1,123.19
3. Total Supplemental County and Municipal Aid (<i>sum of Lines 1 and 2</i>)	\$49,957.34

Expenditure Restraint Incentive Program

- Only municipalities are eligible to receive Expenditure Restraint Incentive Program (ERIP) payments
- Under state law, in 2025, each municipality will receive a payment that is equal to the amount of the payment received by the municipality in 2024 (sec. 79.05(4), Wis. Stats., from 2023 WI Act 12 – notwithstanding subs. (2) and (3))

Contact Information

If you have questions, contact us at lgs@wisconsin.gov, (608) 266-8618 or (608) 261-5167.



State of Wisconsin • DEPARTMENT OF REVENUE

DIVISION OF STATE AND LOCAL FINANCE • BUREAU OF LOCAL GOVERNMENT SERVICES • 2135 RIMROCK RD MADISON, WI 53713

Mailing Address:
PO Box 8971 #6-97
Madison WI 53708-8971
Fax: (608) 264-6887
lgs@wisconsin.gov

September 13, 2024

SHERRI HEISE
TOWN OF EL PASO
W4771 STATE ROAD 72
ELLSWORTH WI 54011

Notice of Shared Revenue – 2025 Original Estimate

Notice Information

The Wisconsin Department of Revenue (DOR) is providing the **estimated** shared revenue amounts your local government will receive in 2025 under current state law for county and municipal aid, supplemental county and municipal aid, utility aid and the expenditure restraint incentive program. This does not include adjustments, shown on the July and November payment notices.

District	TOWN OF EL PASO	County	PIERCE	Co-muni code	47-008
-----------------	-----------------	---------------	--------	---------------------	--------

Estimate Information

For an explanation of each aid payment listed below, review the additional information in this notice.

2025 Original Estimate	
1. County and municipal aid	\$32,935.89
2. Utility aid	\$1,006.88
3. Supplemental county and municipal aid	\$43,291.60
4. Expenditure restraint incentive program	\$0.00
5. Total Estimated 2025 Payments (sum of Lines 1-4)	\$77,234.37

Payment Information

Your local government will receive two distributions in 2025 :

- July 28, 2025: 15% of Line 1, 2, and 3 and 100% of Line 4 (*shown above*)
- November 17, 2025: balance of your 2025 aid payments

County and Municipal Aid

Under state law, the county and municipal aid paid to each county and municipality must be equal to the amount determined in 2012 (sec. 79.036, Wis. Stats.) and adjusted for fallen protective services insurance reimbursement (sec. 79.036(4), Wis. Stats.).

County and Municipal Aid Calculation	
1. Prior year county and municipal aid	\$32,197.72
2. Increase due to sales tax revenue, including adjustments (<i>district changes</i>)	\$740.55
3. Fallen protective services insurance adjustment	-\$2.38
4. Fallen protective services insurance reimbursement (<i>reported to DOR</i>)	\$0.00
5. Total County and Municipal Aid (sum of Lines 1-4)	\$32,935.89

Utility Aid

- Under state law, utility aid is distributed to each county and municipality where tax-exempt utility property is located (sec. 79.04, Wis. Stats.)
- Utility companies report utility property information to DOR annually
- DOR uses the provided information to accurately calculate utility aid (*shown below*)

Utility Aid Calculation	
1. Net book value, <i>as of December 31, 2024 (including expected additions/retirements)</i>	\$335,627.00
2. Total net book value payment	\$1,006.88
3. Minimum payment	\$0.00
4. Megawatt capacity	0.0
5. Megawatt capacity payment	\$0.00
6. Closed/decommissioned production plant (phased down) payment	\$0.00
7. Subtotal (<i>sum of Lines 2, 3, 5 and 6</i>)	\$1,006.88
8. Population cap	\$314,075.00
9. Adjusted subtotal (<i>lesser of Line 7 or Line 8</i>)	\$1,006.88
10. Adjacent site incentive payment	\$0.00
11. Baseload incentive payment	\$0.00
12. Co-generation incentive payment	\$0.00
13. Alternative energy incentive payment	\$0.00
14. Total incentive payments (<i>sum of Lines 10 through 13</i>)	\$0.00
15. Spent nuclear fuel payment	\$0.00
16. Total Utility Aid – this is the utility aid payment listed on the front of the estimate (<i>sum of Lines 9, 14 and 15</i>)	\$1,006.88

Supplemental County and Municipal Aid

- Under state law, supplemental county and municipal aid paid to each county and municipality is determined by 2023 Wisconsin Act 12 (sec. 79.037, Wis. Stats.)
- For detailed information, review [county and municipal aid spreadsheet](#)

Supplemental County and Municipal Aid Calculation	
1. Prior year supplemental county and municipal aid	\$42,318.28
2. Increase due to sales tax revenue including adjustments (<i>district changes</i>)	\$973.32
3. Total Supplemental County and Municipal Aid (<i>sum of Lines 1 and 2</i>)	\$43,291.60

Expenditure Restraint Incentive Program

- Only municipalities are eligible to receive Expenditure Restraint Incentive Program (ERIP) payments
- Under state law, in 2025, each municipality will receive a payment that is equal to the amount of the payment received by the municipality in 2024 (sec. 79.05(4), Wis. Stats., from 2023 WI Act 12 – notwithstanding subs. (2) and (3))

Contact Information

If you have questions, contact us at lgs@wisconsin.gov, (608) 266-8618 or (608) 261-5167.



State of Wisconsin • DEPARTMENT OF REVENUE

DIVISION OF STATE AND LOCAL FINANCE • BUREAU OF LOCAL GOVERNMENT SERVICES • 2135 RIMROCK RD MADISON, WI 53713

Mailing Address:
PO Box 8971 #6-97
Madison WI 53708-8971
Fax: (608) 264-6887
lgs@wisconsin.gov

September 13, 2024

BECKY MANLEY
TOWN OF GILMAN
W3176 690TH AVENUE
SPRING VALLEY WI 54767

Notice of Shared Revenue – 2025 Original Estimate

Notice Information

The Wisconsin Department of Revenue (DOR) is providing the **estimated** shared revenue amounts your local government will receive in 2025 under current state law for county and municipal aid, supplemental county and municipal aid, utility aid and the expenditure restraint incentive program. This does not include adjustments, shown on the July and November payment notices.

District	TOWN OF GILMAN	County	PIERCE	Co-muni code	47-010
-----------------	----------------	---------------	--------	---------------------	--------

Estimate Information

For an explanation of each aid payment listed below, review the additional information in this notice.

2025 Original Estimate	
1. County and municipal aid	\$28,390.23
2. Utility aid	\$12,900.79
3. Supplemental county and municipal aid	\$48,308.38
4. Expenditure restraint incentive program	\$0.00
5. Total Estimated 2025 Payments (sum of Lines 1-4)	\$89,599.40

Payment Information

Your local government will receive two distributions in 2025 :

- July 28, 2025: 15% of Line 1, 2, and 3 and 100% of Line 4 (*shown above*)
- November 17, 2025: balance of your 2025 aid payments

County and Municipal Aid

Under state law, the county and municipal aid paid to each county and municipality must be equal to the amount determined in 2012 (sec. 79.036, Wis. Stats.) and adjusted for fallen protective services insurance reimbursement (sec. 79.036(4), Wis. Stats.).

County and Municipal Aid Calculation	
1. Prior year county and municipal aid	\$27,753.94
2. Increase due to sales tax revenue, including adjustments (<i>district changes</i>)	\$638.34
3. Fallen protective services insurance adjustment	-\$2.05
4. Fallen protective services insurance reimbursement (<i>reported to DOR</i>)	\$0.00
5. Total County and Municipal Aid (sum of Lines 1-4)	\$28,390.23

Utility Aid

- Under state law, utility aid is distributed to each county and municipality where tax-exempt utility property is located (sec. 79.04, Wis. Stats.)
- Utility companies report utility property information to DOR annually
- DOR uses the provided information to accurately calculate utility aid (*shown below*)

Utility Aid Calculation	
1. Net book value, <i>as of December 31, 2024 (including expected additions/retirements)</i>	\$4,300,263.00
2. Total net book value payment	\$12,900.79
3. Minimum payment	\$0.00
4. Megawatt capacity	0.0
5. Megawatt capacity payment	\$0.00
6. Closed/decommissioned production plant (phased down) payment	\$0.00
7. Subtotal (<i>sum of Lines 2, 3, 5 and 6</i>)	\$12,900.79
8. Population cap	\$439,875.00
9. Adjusted subtotal (<i>lesser of Line 7 or Line 8</i>)	\$12,900.79
10. Adjacent site incentive payment	\$0.00
11. Baseload incentive payment	\$0.00
12. Co-generation incentive payment	\$0.00
13. Alternative energy incentive payment	\$0.00
14. Total incentive payments (<i>sum of Lines 10 through 13</i>)	\$0.00
15. Spent nuclear fuel payment	\$0.00
16. Total Utility Aid – this is the utility aid payment listed on the front of the estimate (<i>sum of Lines 9, 14 and 15</i>)	\$12,900.79

Supplemental County and Municipal Aid

- Under state law, supplemental county and municipal aid paid to each county and municipality is determined by 2023 Wisconsin Act 12 (sec. 79.037, Wis. Stats.)
- For detailed information, review [county and municipal aid spreadsheet](#)

Supplemental County and Municipal Aid Calculation	
1. Prior year supplemental county and municipal aid	\$47,222.27
2. Increase due to sales tax revenue including adjustments (<i>district changes</i>)	\$1,086.11
3. Total Supplemental County and Municipal Aid (<i>sum of Lines 1 and 2</i>)	\$48,308.38

Expenditure Restraint Incentive Program

- Only municipalities are eligible to receive Expenditure Restraint Incentive Program (ERIP) payments
- Under state law, in 2025, each municipality will receive a payment that is equal to the amount of the payment received by the municipality in 2024 (sec. 79.05(4), Wis. Stats., from 2023 WI Act 12 – notwithstanding subs. (2) and (3))

Contact Information

If you have questions, contact us at lgs@wisconsin.gov, (608) 266-8618 or (608) 261-5167.



State of Wisconsin • DEPARTMENT OF REVENUE

DIVISION OF STATE AND LOCAL FINANCE • BUREAU OF LOCAL GOVERNMENT SERVICES • 2135 RIMROCK RD MADISON, WI 53713

Mailing Address:
PO Box 8971 #6-97
Madison WI 53708-8971
Fax: (608) 264-6887
lgs@wisconsin.gov

September 13, 2024

POLLY REMICK
TOWN OF HARTLAND
N3464 COUNTY RD D
BAY CITY WI 54723-8511

Notice of Shared Revenue – 2025 Original Estimate

Notice Information

The Wisconsin Department of Revenue (DOR) is providing the **estimated** shared revenue amounts your local government will receive in 2025 under current state law for county and municipal aid, supplemental county and municipal aid, utility aid and the expenditure restraint incentive program. This does not include adjustments, shown on the July and November payment notices.

District	TOWN OF HARTLAND	County	PIERCE	Co-muni code	47-012
-----------------	------------------	---------------	--------	---------------------	--------

Estimate Information

For an explanation of each aid payment listed below, review the additional information in this notice.

2025 Original Estimate	
1. County and municipal aid	\$24,210.67
2. Utility aid	\$1,829.06
3. Supplemental county and municipal aid	\$45,009.88
4. Expenditure restraint incentive program	\$0.00
5. Total Estimated 2025 Payments (sum of Lines 1-4)	\$71,049.61

Payment Information

Your local government will receive two distributions in 2025 :

- July 28, 2025: 15% of Line 1, 2, and 3 and 100% of Line 4 (*shown above*)
- November 17, 2025: balance of your 2025 aid payments

County and Municipal Aid

Under state law, the county and municipal aid paid to each county and municipality must be equal to the amount determined in 2012 (sec. 79.036, Wis. Stats.) and adjusted for fallen protective services insurance reimbursement (sec. 79.036(4), Wis. Stats.).

County and Municipal Aid Calculation	
1. Prior year county and municipal aid	\$23,668.05
2. Increase due to sales tax revenue, including adjustments (<i>district changes</i>)	\$544.37
3. Fallen protective services insurance adjustment	-\$1.75
4. Fallen protective services insurance reimbursement (<i>reported to DOR</i>)	\$0.00
5. Total County and Municipal Aid (sum of Lines 1-4)	\$24,210.67

Utility Aid

- Under state law, utility aid is distributed to each county and municipality where tax-exempt utility property is located (sec. 79.04, Wis. Stats.)
- Utility companies report utility property information to DOR annually
- DOR uses the provided information to accurately calculate utility aid (*shown below*)

Utility Aid Calculation	
1. Net book value, <i>as of December 31, 2024 (including expected additions/retirements)</i>	\$609,688.00
2. Total net book value payment	\$1,829.06
3. Minimum payment	\$0.00
4. Megawatt capacity	0.0
5. Megawatt capacity payment	\$0.00
6. Closed/decommissioned production plant (phased down) payment	\$0.00
7. Subtotal (<i>sum of Lines 2, 3, 5 and 6</i>)	\$1,829.06
8. Population cap	\$354,450.00
9. Adjusted subtotal (<i>lesser of Line 7 or Line 8</i>)	\$1,829.06
10. Adjacent site incentive payment	\$0.00
11. Baseload incentive payment	\$0.00
12. Co-generation incentive payment	\$0.00
13. Alternative energy incentive payment	\$0.00
14. Total incentive payments (<i>sum of Lines 10 through 13</i>)	\$0.00
15. Spent nuclear fuel payment	\$0.00
16. Total Utility Aid – this is the utility aid payment listed on the front of the estimate (<i>sum of Lines 9, 14 and 15</i>)	\$1,829.06

Supplemental County and Municipal Aid

- Under state law, supplemental county and municipal aid paid to each county and municipality is determined by 2023 Wisconsin Act 12 (sec. 79.037, Wis. Stats.)
- For detailed information, review [county and municipal aid spreadsheet](#)

Supplemental County and Municipal Aid Calculation	
1. Prior year supplemental county and municipal aid	\$43,997.93
2. Increase due to sales tax revenue including adjustments (<i>district changes</i>)	\$1,011.95
3. Total Supplemental County and Municipal Aid (<i>sum of Lines 1 and 2</i>)	\$45,009.88

Expenditure Restraint Incentive Program

- Only municipalities are eligible to receive Expenditure Restraint Incentive Program (ERIP) payments
- Under state law, in 2025, each municipality will receive a payment that is equal to the amount of the payment received by the municipality in 2024 (sec. 79.05(4), Wis. Stats., from 2023 WI Act 12 – notwithstanding subs. (2) and (3))

Contact Information

If you have questions, contact us at lgs@wisconsin.gov, (608) 266-8618 or (608) 261-5167.



State of Wisconsin • DEPARTMENT OF REVENUE

DIVISION OF STATE AND LOCAL FINANCE • BUREAU OF LOCAL GOVERNMENT SERVICES • 2135 RIMROCK RD MADISON, WI 53713

Mailing Address:
PO Box 8971 #6-97
Madison WI 53708-8971
Fax: (608) 264-6887
lgs@wisconsin.gov

September 13, 2024

JULIE ERICKSON
TOWN OF ISABELLE
W7187 135TH AVE
BAY CITY WI 54723-8410

Notice of Shared Revenue – 2025 Original Estimate

Notice Information

The Wisconsin Department of Revenue (DOR) is providing the **estimated** shared revenue amounts your local government will receive in 2025 under current state law for county and municipal aid, supplemental county and municipal aid, utility aid and the expenditure restraint incentive program. This does not include adjustments, shown on the July and November payment notices.

District	TOWN OF ISABELLE	County	PIERCE	Co-muni code	47-014
-----------------	------------------	---------------	--------	---------------------	--------

Estimate Information

For an explanation of each aid payment listed below, review the additional information in this notice.

2025 Original Estimate	
1. County and municipal aid	\$3,173.18
2. Utility aid	\$0.00
3. Supplemental county and municipal aid	\$35,212.77
4. Expenditure restraint incentive program	\$0.00
5. Total Estimated 2025 Payments (sum of Lines 1-4)	\$38,385.95

Payment Information

Your local government will receive two distributions in 2025 :

- July 28, 2025: 15% of Line 1, 2, and 3 and 100% of Line 4 (*shown above*)
- November 17, 2025: balance of your 2025 aid payments

County and Municipal Aid

Under state law, the county and municipal aid paid to each county and municipality must be equal to the amount determined in 2012 (sec. 79.036, Wis. Stats.) and adjusted for fallen protective services insurance reimbursement (sec. 79.036(4), Wis. Stats.).

County and Municipal Aid Calculation	
1. Prior year county and municipal aid	\$3,102.06
2. Increase due to sales tax revenue, including adjustments (<i>district changes</i>)	\$71.35
3. Fallen protective services insurance adjustment	-\$0.23
4. Fallen protective services insurance reimbursement (<i>reported to DOR</i>)	\$0.00
5. Total County and Municipal Aid (sum of Lines 1-4)	\$3,173.18

Utility Aid

- Under state law, utility aid is distributed to each county and municipality where tax-exempt utility property is located (sec. 79.04, Wis. Stats.)
- Utility companies report utility property information to DOR annually
- DOR uses the provided information to accurately calculate utility aid (*shown below*)

Utility Aid Calculation	
1. Net book value, <i>as of December 31, 2024 (including expected additions/retirements)</i>	\$0.00
2. Total net book value payment	\$0.00
3. Minimum payment	\$0.00
4. Megawatt capacity	0.0
5. Megawatt capacity payment	\$0.00
6. Closed/decommissioned production plant (phased down) payment	\$0.00
7. Subtotal (<i>sum of Lines 2, 3, 5 and 6</i>)	\$0.00
8. Population cap	\$113,900.00
9. Adjusted subtotal (<i>lesser of Line 7 or Line 8</i>)	\$0.00
10. Adjacent site incentive payment	\$0.00
11. Baseload incentive payment	\$0.00
12. Co-generation incentive payment	\$0.00
13. Alternative energy incentive payment	\$0.00
14. Total incentive payments (<i>sum of Lines 10 through 13</i>)	\$0.00
15. Spent nuclear fuel payment	\$0.00
16. Total Utility Aid – this is the utility aid payment listed on the front of the estimate (<i>sum of Lines 9, 14 and 15</i>)	\$0.00

Supplemental County and Municipal Aid

- Under state law, supplemental county and municipal aid paid to each county and municipality is determined by 2023 Wisconsin Act 12 (sec. 79.037, Wis. Stats.)
- For detailed information, review [county and municipal aid spreadsheet](#)

Supplemental County and Municipal Aid Calculation	
1. Prior year supplemental county and municipal aid	\$34,421.09
2. Increase due to sales tax revenue including adjustments (<i>district changes</i>)	\$791.68
3. Total Supplemental County and Municipal Aid (<i>sum of Lines 1 and 2</i>)	\$35,212.77

Expenditure Restraint Incentive Program

- Only municipalities are eligible to receive Expenditure Restraint Incentive Program (ERIP) payments
- Under state law, in 2025, each municipality will receive a payment that is equal to the amount of the payment received by the municipality in 2024 (sec. 79.05(4), Wis. Stats., from 2023 WI Act 12 – notwithstanding subs. (2) and (3))

Contact Information

If you have questions, contact us at lgs@wisconsin.gov, (608) 266-8618 or (608) 261-5167.



State of Wisconsin • DEPARTMENT OF REVENUE

DIVISION OF STATE AND LOCAL FINANCE • BUREAU OF LOCAL GOVERNMENT SERVICES • 2135 RIMROCK RD MADISON, WI 53713

Mailing Address:
PO Box 8971 #6-97
Madison WI 53708-8971
Fax: (608) 264-6887
lgs@wisconsin.gov

September 13, 2024

CARLA SCHUSTER
TOWN OF MAIDEN ROCK
N1369 42ND STREET
MAIDEN ROCK WI 54750

Notice of Shared Revenue – 2025 Original Estimate

Notice Information

The Wisconsin Department of Revenue (DOR) is providing the **estimated** shared revenue amounts your local government will receive in 2025 under current state law for county and municipal aid, supplemental county and municipal aid, utility aid and the expenditure restraint incentive program. This does not include adjustments, shown on the July and November payment notices.

District	TOWN OF MAIDEN ROCK	County	PIERCE	Co-muni code	47-016
-----------------	---------------------	---------------	--------	---------------------	--------

Estimate Information

For an explanation of each aid payment listed below, review the additional information in this notice.

2025 Original Estimate	
1. County and municipal aid	\$33,243.49
2. Utility aid	\$2,487.47
3. Supplemental county and municipal aid	\$41,091.87
4. Expenditure restraint incentive program	\$0.00
5. Total Estimated 2025 Payments (sum of Lines 1-4)	\$76,822.83

Payment Information

Your local government will receive two distributions in 2025 :

- July 28, 2025: 15% of Line 1, 2, and 3 and 100% of Line 4 (*shown above*)
- November 17, 2025: balance of your 2025 aid payments

County and Municipal Aid

Under state law, the county and municipal aid paid to each county and municipality must be equal to the amount determined in 2012 (sec. 79.036, Wis. Stats.) and adjusted for fallen protective services insurance reimbursement (sec. 79.036(4), Wis. Stats.).

County and Municipal Aid Calculation	
1. Prior year county and municipal aid	\$32,498.43
2. Increase due to sales tax revenue, including adjustments (<i>district changes</i>)	\$747.46
3. Fallen protective services insurance adjustment	-\$2.40
4. Fallen protective services insurance reimbursement (<i>reported to DOR</i>)	\$0.00
5. Total County and Municipal Aid (sum of Lines 1-4)	\$33,243.49

Utility Aid

- Under state law, utility aid is distributed to each county and municipality where tax-exempt utility property is located (sec. 79.04, Wis. Stats.)
- Utility companies report utility property information to DOR annually
- DOR uses the provided information to accurately calculate utility aid (*shown below*)

Utility Aid Calculation	
1. Net book value, <i>as of December 31, 2024 (including expected additions/retirements)</i>	\$829,158.00
2. Total net book value payment	\$2,487.47
3. Minimum payment	\$0.00
4. Megawatt capacity	0.0
5. Megawatt capacity payment	\$0.00
6. Closed/decommissioned production plant (phased down) payment	\$0.00
7. Subtotal (<i>sum of Lines 2, 3, 5 and 6</i>)	\$2,487.47
8. Population cap	\$257,125.00
9. Adjusted subtotal (<i>lesser of Line 7 or Line 8</i>)	\$2,487.47
10. Adjacent site incentive payment	\$0.00
11. Baseload incentive payment	\$0.00
12. Co-generation incentive payment	\$0.00
13. Alternative energy incentive payment	\$0.00
14. Total incentive payments (<i>sum of Lines 10 through 13</i>)	\$0.00
15. Spent nuclear fuel payment	\$0.00
16. Total Utility Aid – this is the utility aid payment listed on the front of the estimate (<i>sum of Lines 9, 14 and 15</i>)	\$2,487.47

Supplemental County and Municipal Aid

- Under state law, supplemental county and municipal aid paid to each county and municipality is determined by 2023 Wisconsin Act 12 (sec. 79.037, Wis. Stats.)
- For detailed information, review [county and municipal aid spreadsheet](#)

Supplemental County and Municipal Aid Calculation	
1. Prior year supplemental county and municipal aid	\$40,168.01
2. Increase due to sales tax revenue including adjustments (<i>district changes</i>)	\$923.86
3. Total Supplemental County and Municipal Aid (<i>sum of Lines 1 and 2</i>)	\$41,091.87

Expenditure Restraint Incentive Program

- Only municipalities are eligible to receive Expenditure Restraint Incentive Program (ERIP) payments
- Under state law, in 2025, each municipality will receive a payment that is equal to the amount of the payment received by the municipality in 2024 (sec. 79.05(4), Wis. Stats., from 2023 WI Act 12 – notwithstanding subs. (2) and (3))

Contact Information

If you have questions, contact us at lgs@wisconsin.gov, (608) 266-8618 or (608) 261-5167.



State of Wisconsin • DEPARTMENT OF REVENUE

DIVISION OF STATE AND LOCAL FINANCE • BUREAU OF LOCAL GOVERNMENT SERVICES • 2135 RIMROCK RD MADISON, WI 53713

Mailing Address:
PO Box 8971 #6-97
Madison WI 53708-8971
Fax: (608) 264-6887
lgs@wisconsin.gov

September 13, 2024

DALE OLSON
TOWN OF MARTELL
W5581 800TH AVE
SPRING VALLEY WI 54767

Notice of Shared Revenue – 2025 Original Estimate

Notice Information

The Wisconsin Department of Revenue (DOR) is providing the **estimated** shared revenue amounts your local government will receive in 2025 under current state law for county and municipal aid, supplemental county and municipal aid, utility aid and the expenditure restraint incentive program. This does not include adjustments, shown on the July and November payment notices.

District	TOWN OF MARTELL	County	PIERCE	Co-muni code	47-018
-----------------	-----------------	---------------	--------	---------------------	--------

Estimate Information

For an explanation of each aid payment listed below, review the additional information in this notice.

2025 Original Estimate	
1. County and municipal aid	\$20,734.97
2. Utility aid	\$0.00
3. Supplemental county and municipal aid	\$50,695.87
4. Expenditure restraint incentive program	\$0.00
5. Total Estimated 2025 Payments (sum of Lines 1-4)	\$71,430.84

Payment Information

Your local government will receive two distributions in 2025 :

- July 28, 2025: 15% of Line 1, 2, and 3 and 100% of Line 4 (*shown above*)
- November 17, 2025: balance of your 2025 aid payments

County and Municipal Aid

Under state law, the county and municipal aid paid to each county and municipality must be equal to the amount determined in 2012 (sec. 79.036, Wis. Stats.) and adjusted for fallen protective services insurance reimbursement (sec. 79.036(4), Wis. Stats.).

County and Municipal Aid Calculation	
1. Prior year county and municipal aid	\$20,270.25
2. Increase due to sales tax revenue, including adjustments (<i>district changes</i>)	\$466.22
3. Fallen protective services insurance adjustment	-\$1.50
4. Fallen protective services insurance reimbursement (<i>reported to DOR</i>)	\$0.00
5. Total County and Municipal Aid (sum of Lines 1-4)	\$20,734.97

Utility Aid

- Under state law, utility aid is distributed to each county and municipality where tax-exempt utility property is located (sec. 79.04, Wis. Stats.)
- Utility companies report utility property information to DOR annually
- DOR uses the provided information to accurately calculate utility aid (*shown below*)

Utility Aid Calculation	
1. Net book value, <i>as of December 31, 2024 (including expected additions/retirements)</i>	\$0.00
2. Total net book value payment	\$0.00
3. Minimum payment	\$0.00
4. Megawatt capacity	0.0
5. Megawatt capacity payment	\$0.00
6. Closed/decommissioned production plant (phased down) payment	\$0.00
7. Subtotal (<i>sum of Lines 2, 3, 5 and 6</i>)	\$0.00
8. Population cap	\$500,225.00
9. Adjusted subtotal (<i>lesser of Line 7 or Line 8</i>)	\$0.00
10. Adjacent site incentive payment	\$0.00
11. Baseload incentive payment	\$0.00
12. Co-generation incentive payment	\$0.00
13. Alternative energy incentive payment	\$0.00
14. Total incentive payments (<i>sum of Lines 10 through 13</i>)	\$0.00
15. Spent nuclear fuel payment	\$0.00
16. Total Utility Aid – this is the utility aid payment listed on the front of the estimate (<i>sum of Lines 9, 14 and 15</i>)	\$0.00

Supplemental County and Municipal Aid

- Under state law, supplemental county and municipal aid paid to each county and municipality is determined by 2023 Wisconsin Act 12 (sec. 79.037, Wis. Stats.)
- For detailed information, review [county and municipal aid spreadsheet](#)

Supplemental County and Municipal Aid Calculation	
1. Prior year supplemental county and municipal aid	\$49,556.08
2. Increase due to sales tax revenue including adjustments (<i>district changes</i>)	\$1,139.79
3. Total Supplemental County and Municipal Aid (<i>sum of Lines 1 and 2</i>)	\$50,695.87

Expenditure Restraint Incentive Program

- Only municipalities are eligible to receive Expenditure Restraint Incentive Program (ERIP) payments
- Under state law, in 2025, each municipality will receive a payment that is equal to the amount of the payment received by the municipality in 2024 (sec. 79.05(4), Wis. Stats., from 2023 WI Act 12 – notwithstanding subs. (2) and (3))

Contact Information

If you have questions, contact us at lgs@wisconsin.gov, (608) 266-8618 or (608) 261-5167.



State of Wisconsin • DEPARTMENT OF REVENUE

DIVISION OF STATE AND LOCAL FINANCE • BUREAU OF LOCAL GOVERNMENT SERVICES • 2135 RIMROCK RD MADISON, WI 53713

Mailing Address:
PO Box 8971 #6-97
Madison WI 53708-8971
Fax: (608) 264-6887
lgs@wisconsin.gov

September 13, 2024

ANDRIA HAYDAY
TOWN OF OAK GROVE
PO BOX 434, N4939 1100TH ST
PRESCOTT WI 54021-0434

Notice of Shared Revenue – 2025 Original Estimate

Notice Information

The Wisconsin Department of Revenue (DOR) is providing the **estimated** shared revenue amounts your local government will receive in 2025 under current state law for county and municipal aid, supplemental county and municipal aid, utility aid and the expenditure restraint incentive program. This does not include adjustments, shown on the July and November payment notices.

District	TOWN OF OAK GROVE	County	PIERCE	Co-muni code	47-020
-----------------	-------------------	---------------	--------	---------------------	--------

Estimate Information

For an explanation of each aid payment listed below, review the additional information in this notice.

2025 Original Estimate	
1. County and municipal aid	\$17,448.49
2. Utility aid	\$1,882.35
3. Supplemental county and municipal aid	\$72,610.34
4. Expenditure restraint incentive program	\$0.00
5. Total Estimated 2025 Payments (sum of Lines 1-4)	\$91,941.18

Payment Information

Your local government will receive two distributions in 2025 :

- July 28, 2025: 15% of Line 1, 2, and 3 and 100% of Line 4 (*shown above*)
- November 17, 2025: balance of your 2025 aid payments

County and Municipal Aid

Under state law, the county and municipal aid paid to each county and municipality must be equal to the amount determined in 2012 (sec. 79.036, Wis. Stats.) and adjusted for fallen protective services insurance reimbursement (sec. 79.036(4), Wis. Stats.).

County and Municipal Aid Calculation	
1. Prior year county and municipal aid	\$17,057.43
2. Increase due to sales tax revenue, including adjustments (<i>district changes</i>)	\$392.32
3. Fallen protective services insurance adjustment	-\$1.26
4. Fallen protective services insurance reimbursement (<i>reported to DOR</i>)	\$0.00
5. Total County and Municipal Aid (sum of Lines 1-4)	\$17,448.49

Utility Aid

- Under state law, utility aid is distributed to each county and municipality where tax-exempt utility property is located (sec. 79.04, Wis. Stats.)
- Utility companies report utility property information to DOR annually
- DOR uses the provided information to accurately calculate utility aid (*shown below*)

Utility Aid Calculation	
1. Net book value, <i>as of December 31, 2024 (including expected additions/retirements)</i>	\$627,451.00
2. Total net book value payment	\$1,882.35
3. Minimum payment	\$0.00
4. Megawatt capacity	0.0
5. Megawatt capacity payment	\$0.00
6. Closed/decommissioned production plant (phased down) payment	\$0.00
7. Subtotal (<i>sum of Lines 2, 3, 5 and 6</i>)	\$1,882.35
8. Population cap	\$1,085,025.00
9. Adjusted subtotal (<i>lesser of Line 7 or Line 8</i>)	\$1,882.35
10. Adjacent site incentive payment	\$0.00
11. Baseload incentive payment	\$0.00
12. Co-generation incentive payment	\$0.00
13. Alternative energy incentive payment	\$0.00
14. Total incentive payments (<i>sum of Lines 10 through 13</i>)	\$0.00
15. Spent nuclear fuel payment	\$0.00
16. Total Utility Aid – this is the utility aid payment listed on the front of the estimate (<i>sum of Lines 9, 14 and 15</i>)	\$1,882.35

Supplemental County and Municipal Aid

- Under state law, supplemental county and municipal aid paid to each county and municipality is determined by 2023 Wisconsin Act 12 (sec. 79.037, Wis. Stats.)
- For detailed information, review [county and municipal aid spreadsheet](#)

Supplemental County and Municipal Aid Calculation	
1. Prior year supplemental county and municipal aid	\$70,977.85
2. Increase due to sales tax revenue including adjustments (<i>district changes</i>)	\$1,632.49
3. Total Supplemental County and Municipal Aid (<i>sum of Lines 1 and 2</i>)	\$72,610.34

Expenditure Restraint Incentive Program

- Only municipalities are eligible to receive Expenditure Restraint Incentive Program (ERIP) payments
- Under state law, in 2025, each municipality will receive a payment that is equal to the amount of the payment received by the municipality in 2024 (sec. 79.05(4), Wis. Stats., from 2023 WI Act 12 – notwithstanding subs. (2) and (3))

Contact Information

If you have questions, contact us at lgs@wisconsin.gov, (608) 266-8618 or (608) 261-5167.



State of Wisconsin • DEPARTMENT OF REVENUE

DIVISION OF STATE AND LOCAL FINANCE • BUREAU OF LOCAL GOVERNMENT SERVICES • 2135 RIMROCK RD MADISON, WI 53713

Mailing Address:
PO Box 8971 #6-97
Madison WI 53708-8971
Fax: (608) 264-6887
lgs@wisconsin.gov

September 13, 2024

SARAH MEYER
TOWN OF RIVER FALLS
W9015 770TH AVENUE
RIVER FALLS WI 54022

Notice of Shared Revenue – 2025 Original Estimate

Notice Information

The Wisconsin Department of Revenue (DOR) is providing the **estimated** shared revenue amounts your local government will receive in 2025 under current state law for county and municipal aid, supplemental county and municipal aid, utility aid and the expenditure restraint incentive program. This does not include adjustments, shown on the July and November payment notices.

District	TOWN OF RIVER FALLS	County	PIERCE	Co-muni code	47-022
-----------------	---------------------	---------------	--------	---------------------	--------

Estimate Information

For an explanation of each aid payment listed below, review the additional information in this notice.

2025 Original Estimate	
1. County and municipal aid	\$28,585.73
2. Utility aid	\$521.55
3. Supplemental county and municipal aid	\$68,923.20
4. Expenditure restraint incentive program	\$0.00
5. Total Estimated 2025 Payments (sum of Lines 1-4)	\$98,030.48

Payment Information

Your local government will receive two distributions in 2025 :

- July 28, 2025: 15% of Line 1, 2, and 3 and 100% of Line 4 (*shown above*)
- November 17, 2025: balance of your 2025 aid payments

County and Municipal Aid

Under state law, the county and municipal aid paid to each county and municipality must be equal to the amount determined in 2012 (sec. 79.036, Wis. Stats.) and adjusted for fallen protective services insurance reimbursement (sec. 79.036(4), Wis. Stats.).

County and Municipal Aid Calculation	
1. Prior year county and municipal aid	\$27,945.06
2. Increase due to sales tax revenue, including adjustments (<i>district changes</i>)	\$642.74
3. Fallen protective services insurance adjustment	-\$2.07
4. Fallen protective services insurance reimbursement (<i>reported to DOR</i>)	\$0.00
5. Total County and Municipal Aid (sum of Lines 1-4)	\$28,585.73

Utility Aid

- Under state law, utility aid is distributed to each county and municipality where tax-exempt utility property is located (sec. 79.04, Wis. Stats.)
- Utility companies report utility property information to DOR annually
- DOR uses the provided information to accurately calculate utility aid (*shown below*)

Utility Aid Calculation	
1. Net book value, as of December 31, 2024 (including expected additions/retirements)	\$173,850.00
2. Total net book value payment	\$521.55
3. Minimum payment	\$0.00
4. Megawatt capacity	0.0
5. Megawatt capacity payment	\$0.00
6. Closed/decommissioned production plant (phased down) payment	\$0.00
7. Subtotal (sum of Lines 2, 3, 5 and 6)	\$521.55
8. Population cap	\$943,500.00
9. Adjusted subtotal (lesser of Line 7 or Line 8)	\$521.55
10. Adjacent site incentive payment	\$0.00
11. Baseload incentive payment	\$0.00
12. Co-generation incentive payment	\$0.00
13. Alternative energy incentive payment	\$0.00
14. Total incentive payments (sum of Lines 10 through 13)	\$0.00
15. Spent nuclear fuel payment	\$0.00
16. Total Utility Aid – this is the utility aid payment listed on the front of the estimate (sum of Lines 9, 14 and 15)	\$521.55

Supplemental County and Municipal Aid

- Under state law, supplemental county and municipal aid paid to each county and municipality is determined by 2023 Wisconsin Act 12 (sec. 79.037, Wis. Stats.)
- For detailed information, review [county and municipal aid spreadsheet](#)

Supplemental County and Municipal Aid Calculation	
1. Prior year supplemental county and municipal aid	\$67,373.61
2. Increase due to sales tax revenue including adjustments (district changes)	\$1,549.59
3. Total Supplemental County and Municipal Aid (sum of Lines 1 and 2)	\$68,923.20

Expenditure Restraint Incentive Program

- Only municipalities are eligible to receive Expenditure Restraint Incentive Program (ERIP) payments
- Under state law, in 2025, each municipality will receive a payment that is equal to the amount of the payment received by the municipality in 2024 (sec. 79.05(4), Wis. Stats., from 2023 WI Act 12 – notwithstanding subs. (2) and (3))

Contact Information

If you have questions, contact us at lgs@wisconsin.gov, (608) 266-8618 or (608) 261-5167.



State of Wisconsin • DEPARTMENT OF REVENUE

DIVISION OF STATE AND LOCAL FINANCE • BUREAU OF LOCAL GOVERNMENT SERVICES • 2135 RIMROCK RD MADISON, WI 53713

Mailing Address:
PO Box 8971 #6-97
Madison WI 53708-8971
Fax: (608) 264-6887
lgs@wisconsin.gov

September 13, 2024

MONICA ROBEY
TOWN OF ROCK ELM
N5427 COUNTY ROAD S
ELMWOOD WI 54740-8022

Notice of Shared Revenue – 2025 Original Estimate

Notice Information

The Wisconsin Department of Revenue (DOR) is providing the **estimated** shared revenue amounts your local government will receive in 2025 under current state law for county and municipal aid, supplemental county and municipal aid, utility aid and the expenditure restraint incentive program. This does not include adjustments, shown on the July and November payment notices.

District	TOWN OF ROCK ELM	County	PIERCE	Co-muni code	47-024
-----------------	------------------	---------------	--------	---------------------	--------

Estimate Information

For an explanation of each aid payment listed below, review the additional information in this notice.

2025 Original Estimate	
1. County and municipal aid	\$27,002.99
2. Utility aid	\$3,981.99
3. Supplemental county and municipal aid	\$38,290.16
4. Expenditure restraint incentive program	\$0.00
5. Total Estimated 2025 Payments (sum of Lines 1-4)	\$69,275.14

Payment Information

Your local government will receive two distributions in 2025 :

- July 28, 2025: 15% of Line 1, 2, and 3 and 100% of Line 4 (*shown above*)
- November 17, 2025: balance of your 2025 aid payments

County and Municipal Aid

Under state law, the county and municipal aid paid to each county and municipality must be equal to the amount determined in 2012 (sec. 79.036, Wis. Stats.) and adjusted for fallen protective services insurance reimbursement (sec. 79.036(4), Wis. Stats.).

County and Municipal Aid Calculation	
1. Prior year county and municipal aid	\$26,397.79
2. Increase due to sales tax revenue, including adjustments (<i>district changes</i>)	\$607.15
3. Fallen protective services insurance adjustment	-\$1.95
4. Fallen protective services insurance reimbursement (<i>reported to DOR</i>)	\$0.00
5. Total County and Municipal Aid (sum of Lines 1-4)	\$27,002.99

Utility Aid

- Under state law, utility aid is distributed to each county and municipality where tax-exempt utility property is located (sec. 79.04, Wis. Stats.)
- Utility companies report utility property information to DOR annually
- DOR uses the provided information to accurately calculate utility aid (*shown below*)

Utility Aid Calculation	
1. Net book value, as of December 31, 2024 (including expected additions/retirements)	\$1,327,329.00
2. Total net book value payment	\$3,981.99
3. Minimum payment	\$0.00
4. Megawatt capacity	0.0
5. Megawatt capacity payment	\$0.00
6. Closed/decommissioned production plant (phased down) payment	\$0.00
7. Subtotal (sum of Lines 2, 3, 5 and 6)	\$3,981.99
8. Population cap	\$184,875.00
9. Adjusted subtotal (lesser of Line 7 or Line 8)	\$3,981.99
10. Adjacent site incentive payment	\$0.00
11. Baseload incentive payment	\$0.00
12. Co-generation incentive payment	\$0.00
13. Alternative energy incentive payment	\$0.00
14. Total incentive payments (sum of Lines 10 through 13)	\$0.00
15. Spent nuclear fuel payment	\$0.00
16. Total Utility Aid – this is the utility aid payment listed on the front of the estimate (sum of Lines 9, 14 and 15)	\$3,981.99

Supplemental County and Municipal Aid

- Under state law, supplemental county and municipal aid paid to each county and municipality is determined by 2023 Wisconsin Act 12 (sec. 79.037, Wis. Stats.)
- For detailed information, review [county and municipal aid spreadsheet](#)

Supplemental County and Municipal Aid Calculation	
1. Prior year supplemental county and municipal aid	\$37,429.29
2. Increase due to sales tax revenue including adjustments (<i>district changes</i>)	\$860.87
3. Total Supplemental County and Municipal Aid (sum of Lines 1 and 2)	\$38,290.16

Expenditure Restraint Incentive Program

- Only municipalities are eligible to receive Expenditure Restraint Incentive Program (ERIP) payments
- Under state law, in 2025, each municipality will receive a payment that is equal to the amount of the payment received by the municipality in 2024 (sec. 79.05(4), Wis. Stats., from 2023 WI Act 12 – notwithstanding subs. (2) and (3))

Contact Information

If you have questions, contact us at lgs@wisconsin.gov, (608) 266-8618 or (608) 261-5167.



State of Wisconsin • DEPARTMENT OF REVENUE

DIVISION OF STATE AND LOCAL FINANCE • BUREAU OF LOCAL GOVERNMENT SERVICES • 2135 RIMROCK RD MADISON, WI 53713

Mailing Address:
PO Box 8971 #6-97
Madison WI 53708-8971
Fax: (608) 264-6887
lgs@wisconsin.gov

September 13, 2024

ANN LARSON-GRAHAM INTERIM
TOWN OF SALEM
N3599 COUNTY RD A
ELLSWORTH WI 54011

Notice of Shared Revenue – 2025 Original Estimate

Notice Information

The Wisconsin Department of Revenue (DOR) is providing the **estimated** shared revenue amounts your local government will receive in 2025 under current state law for county and municipal aid, supplemental county and municipal aid, utility aid and the expenditure restraint incentive program. This does not include adjustments, shown on the July and November payment notices.

District	TOWN OF SALEM	County	PIERCE	Co-muni code	47-026
-----------------	---------------	---------------	--------	---------------------	--------

Estimate Information

For an explanation of each aid payment listed below, review the additional information in this notice.

2025 Original Estimate	
1. County and municipal aid	\$24,184.76
2. Utility aid	\$0.00
3. Supplemental county and municipal aid	\$38,823.05
4. Expenditure restraint incentive program	\$598.32
5. Total Estimated 2025 Payments (sum of Lines 1-4)	\$63,606.13

Payment Information

Your local government will receive two distributions in 2025 :

- July 28, 2025: 15% of Line 1, 2, and 3 and 100% of Line 4 (*shown above*)
- November 17, 2025: balance of your 2025 aid payments

County and Municipal Aid

Under state law, the county and municipal aid paid to each county and municipality must be equal to the amount determined in 2012 (sec. 79.036, Wis. Stats.) and adjusted for fallen protective services insurance reimbursement (sec. 79.036(4), Wis. Stats.).

County and Municipal Aid Calculation	
1. Prior year county and municipal aid	\$23,642.73
2. Increase due to sales tax revenue, including adjustments (<i>district changes</i>)	\$543.78
3. Fallen protective services insurance adjustment	-\$1.75
4. Fallen protective services insurance reimbursement (<i>reported to DOR</i>)	\$0.00
5. Total County and Municipal Aid (sum of Lines 1-4)	\$24,184.76

Utility Aid

- Under state law, utility aid is distributed to each county and municipality where tax-exempt utility property is located (sec. 79.04, Wis. Stats.)
- Utility companies report utility property information to DOR annually
- DOR uses the provided information to accurately calculate utility aid (*shown below*)

Utility Aid Calculation	
1. Net book value, <i>as of December 31, 2024 (including expected additions/retirements)</i>	\$0.00
2. Total net book value payment	\$0.00
3. Minimum payment	\$0.00
4. Megawatt capacity	0.0
5. Megawatt capacity payment	\$0.00
6. Closed/decommissioned production plant (phased down) payment	\$0.00
7. Subtotal (<i>sum of Lines 2, 3, 5 and 6</i>)	\$0.00
8. Population cap	\$203,150.00
9. Adjusted subtotal (<i>lesser of Line 7 or Line 8</i>)	\$0.00
10. Adjacent site incentive payment	\$0.00
11. Baseload incentive payment	\$0.00
12. Co-generation incentive payment	\$0.00
13. Alternative energy incentive payment	\$0.00
14. Total incentive payments (<i>sum of Lines 10 through 13</i>)	\$0.00
15. Spent nuclear fuel payment	\$0.00
16. Total Utility Aid – this is the utility aid payment listed on the front of the estimate (<i>sum of Lines 9, 14 and 15</i>)	\$0.00

Supplemental County and Municipal Aid

- Under state law, supplemental county and municipal aid paid to each county and municipality is determined by 2023 Wisconsin Act 12 (sec. 79.037, Wis. Stats.)
- For detailed information, review [county and municipal aid spreadsheet](#)

Supplemental County and Municipal Aid Calculation	
1. Prior year supplemental county and municipal aid	\$37,950.20
2. Increase due to sales tax revenue including adjustments (<i>district changes</i>)	\$872.85
3. Total Supplemental County and Municipal Aid (<i>sum of Lines 1 and 2</i>)	\$38,823.05

Expenditure Restraint Incentive Program

- Only municipalities are eligible to receive Expenditure Restraint Incentive Program (ERIP) payments
- Under state law, in 2025, each municipality will receive a payment that is equal to the amount of the payment received by the municipality in 2024 (sec. 79.05(4), Wis. Stats., from 2023 WI Act 12 – notwithstanding subs. (2) and (3))

Contact Information

If you have questions, contact us at lgs@wisconsin.gov, (608) 266-8618 or (608) 261-5167.



State of Wisconsin • DEPARTMENT OF REVENUE

DIVISION OF STATE AND LOCAL FINANCE • BUREAU OF LOCAL GOVERNMENT SERVICES • 2135 RIMROCK RD MADISON, WI 53713

Mailing Address:
PO Box 8971 #6-97
Madison WI 53708-8971
Fax: (608) 264-6887
lgs@wisconsin.gov

September 13, 2024

DONNA BORGSCHATZ
TOWN OF SPRING LAKE
POB 178, N7717 COUNTY RD B
SPRING VALLEY WI 54767-0178

Notice of Shared Revenue – 2025 Original Estimate

Notice Information

The Wisconsin Department of Revenue (DOR) is providing the **estimated** shared revenue amounts your local government will receive in 2025 under current state law for county and municipal aid, supplemental county and municipal aid, utility aid and the expenditure restraint incentive program. This does not include adjustments, shown on the July and November payment notices.

District	TOWN OF SPRING LAKE	County	PIERCE	Co-muni code	47-028
-----------------	---------------------	---------------	--------	---------------------	--------

Estimate Information

For an explanation of each aid payment listed below, review the additional information in this notice.

2025 Original Estimate	
1. County and municipal aid	\$40,178.99
2. Utility aid	\$390.85
3. Supplemental county and municipal aid	\$40,971.57
4. Expenditure restraint incentive program	\$0.00
5. Total Estimated 2025 Payments (sum of Lines 1-4)	\$81,541.41

Payment Information

Your local government will receive two distributions in 2025 :

- July 28, 2025: 15% of Line 1, 2, and 3 and 100% of Line 4 (*shown above*)
- November 17, 2025: balance of your 2025 aid payments

County and Municipal Aid

Under state law, the county and municipal aid paid to each county and municipality must be equal to the amount determined in 2012 (sec. 79.036, Wis. Stats.) and adjusted for fallen protective services insurance reimbursement (sec. 79.036(4), Wis. Stats.).

County and Municipal Aid Calculation	
1. Prior year county and municipal aid	\$39,278.49
2. Increase due to sales tax revenue, including adjustments (<i>district changes</i>)	\$903.40
3. Fallen protective services insurance adjustment	-\$2.90
4. Fallen protective services insurance reimbursement (<i>reported to DOR</i>)	\$0.00
5. Total County and Municipal Aid (sum of Lines 1-4)	\$40,178.99

Utility Aid

- Under state law, utility aid is distributed to each county and municipality where tax-exempt utility property is located (sec. 79.04, Wis. Stats.)
- Utility companies report utility property information to DOR annually
- DOR uses the provided information to accurately calculate utility aid (*shown below*)

Utility Aid Calculation	
1. Net book value, as of December 31, 2024 (including expected additions/retirements)	\$130,284.00
2. Total net book value payment	\$390.85
3. Minimum payment	\$0.00
4. Megawatt capacity	0.0
5. Megawatt capacity payment	\$0.00
6. Closed/decommissioned production plant (phased down) payment	\$0.00
7. Subtotal (sum of Lines 2, 3, 5 and 6)	\$390.85
8. Population cap	\$254,150.00
9. Adjusted subtotal (lesser of Line 7 or Line 8)	\$390.85
10. Adjacent site incentive payment	\$0.00
11. Baseload incentive payment	\$0.00
12. Co-generation incentive payment	\$0.00
13. Alternative energy incentive payment	\$0.00
14. Total incentive payments (sum of Lines 10 through 13)	\$0.00
15. Spent nuclear fuel payment	\$0.00
16. Total Utility Aid – this is the utility aid payment listed on the front of the estimate (sum of Lines 9, 14 and 15)	\$390.85

Supplemental County and Municipal Aid

- Under state law, supplemental county and municipal aid paid to each county and municipality is determined by 2023 Wisconsin Act 12 (sec. 79.037, Wis. Stats.)
- For detailed information, review [county and municipal aid spreadsheet](#)

Supplemental County and Municipal Aid Calculation	
1. Prior year supplemental county and municipal aid	\$40,050.41
2. Increase due to sales tax revenue including adjustments (district changes)	\$921.16
3. Total Supplemental County and Municipal Aid (sum of Lines 1 and 2)	\$40,971.57

Expenditure Restraint Incentive Program

- Only municipalities are eligible to receive Expenditure Restraint Incentive Program (ERIP) payments
- Under state law, in 2025, each municipality will receive a payment that is equal to the amount of the payment received by the municipality in 2024 (sec. 79.05(4), Wis. Stats., from 2023 WI Act 12 – notwithstanding subs. (2) and (3))

Contact Information

If you have questions, contact us at lgs@wisconsin.gov, (608) 266-8618 or (608) 261-5167.



State of Wisconsin • DEPARTMENT OF REVENUE

DIVISION OF STATE AND LOCAL FINANCE • BUREAU OF LOCAL GOVERNMENT SERVICES • 2135 RIMROCK RD MADISON, WI 53713

Mailing Address:
PO Box 8971 #6-97
Madison WI 53708-8971
Fax: (608) 264-6887
lgs@wisconsin.gov

September 13, 2024

STEVEN THOMS
TOWN OF TRENTON
W8074 147TH AVE
HAGER CITY WI 54014-8069

Notice of Shared Revenue – 2025 Original Estimate

Notice Information

The Wisconsin Department of Revenue (DOR) is providing the **estimated** shared revenue amounts your local government will receive in 2025 under current state law for county and municipal aid, supplemental county and municipal aid, utility aid and the expenditure restraint incentive program. This does not include adjustments, shown on the July and November payment notices.

District	TOWN OF TRENTON	County	PIERCE	Co-muni code	47-030
-----------------	-----------------	---------------	--------	---------------------	--------

Estimate Information

For an explanation of each aid payment listed below, review the additional information in this notice.

2025 Original Estimate	
1. County and municipal aid	\$25,970.27
2. Utility aid	\$3,809.75
3. Supplemental county and municipal aid	\$63,570.80
4. Expenditure restraint incentive program	\$0.00
5. Total Estimated 2025 Payments (sum of Lines 1-4)	\$93,350.82

Payment Information

Your local government will receive two distributions in 2025 :

- July 28, 2025: 15% of Line 1, 2, and 3 and 100% of Line 4 (*shown above*)
- November 17, 2025: balance of your 2025 aid payments

County and Municipal Aid

Under state law, the county and municipal aid paid to each county and municipality must be equal to the amount determined in 2012 (sec. 79.036, Wis. Stats.) and adjusted for fallen protective services insurance reimbursement (sec. 79.036(4), Wis. Stats.).

County and Municipal Aid Calculation	
1. Prior year county and municipal aid	\$25,388.22
2. Increase due to sales tax revenue, including adjustments (<i>district changes</i>)	\$583.93
3. Fallen protective services insurance adjustment	-\$1.88
4. Fallen protective services insurance reimbursement (<i>reported to DOR</i>)	\$0.00
5. Total County and Municipal Aid (sum of Lines 1-4)	\$25,970.27

Utility Aid

- Under state law, utility aid is distributed to each county and municipality where tax-exempt utility property is located (sec. 79.04, Wis. Stats.)
- Utility companies report utility property information to DOR annually
- DOR uses the provided information to accurately calculate utility aid (*shown below*)

Utility Aid Calculation	
1. Net book value, as of December 31, 2024 (including expected additions/retirements)	\$1,269,917.00
2. Total net book value payment	\$3,809.75
3. Minimum payment	\$0.00
4. Megawatt capacity	0.0
5. Megawatt capacity payment	\$0.00
6. Closed/decommissioned production plant (phased down) payment	\$0.00
7. Subtotal (sum of Lines 2, 3, 5 and 6)	\$3,809.75
8. Population cap	\$818,125.00
9. Adjusted subtotal (lesser of Line 7 or Line 8)	\$3,809.75
10. Adjacent site incentive payment	\$0.00
11. Baseload incentive payment	\$0.00
12. Co-generation incentive payment	\$0.00
13. Alternative energy incentive payment	\$0.00
14. Total incentive payments (sum of Lines 10 through 13)	\$0.00
15. Spent nuclear fuel payment	\$0.00
16. Total Utility Aid – this is the utility aid payment listed on the front of the estimate (sum of Lines 9, 14 and 15)	\$3,809.75

Supplemental County and Municipal Aid

- Under state law, supplemental county and municipal aid paid to each county and municipality is determined by 2023 Wisconsin Act 12 (sec. 79.037, Wis. Stats.)
- For detailed information, review [county and municipal aid spreadsheet](#)

Supplemental County and Municipal Aid Calculation	
1. Prior year supplemental county and municipal aid	\$62,141.54
2. Increase due to sales tax revenue including adjustments (<i>district changes</i>)	\$1,429.26
3. Total Supplemental County and Municipal Aid (sum of Lines 1 and 2)	\$63,570.80

Expenditure Restraint Incentive Program

- Only municipalities are eligible to receive Expenditure Restraint Incentive Program (ERIP) payments
- Under state law, in 2025, each municipality will receive a payment that is equal to the amount of the payment received by the municipality in 2024 (sec. 79.05(4), Wis. Stats., from 2023 WI Act 12 – notwithstanding subs. (2) and (3))

Contact Information

If you have questions, contact us at lgs@wisconsin.gov, (608) 266-8618 or (608) 261-5167.



State of Wisconsin • DEPARTMENT OF REVENUE

DIVISION OF STATE AND LOCAL FINANCE • BUREAU OF LOCAL GOVERNMENT SERVICES • 2135 RIMROCK RD MADISON, WI 53713

Mailing Address:
PO Box 8971 #6-97
Madison WI 53708-8971
Fax: (608) 264-6887
lgs@wisconsin.gov

September 13, 2024

MARY KEES
TOWN OF TRIMBELLE
W9115 501ST AVE
ELLSWORTH WI 54011-4626

Notice of Shared Revenue – 2025 Original Estimate

Notice Information

The Wisconsin Department of Revenue (DOR) is providing the **estimated** shared revenue amounts your local government will receive in 2025 under current state law for county and municipal aid, supplemental county and municipal aid, utility aid and the expenditure restraint incentive program. This does not include adjustments, shown on the July and November payment notices.

District	TOWN OF TRIMBELLE	County	PIERCE	Co-muni code	47-032
-----------------	-------------------	---------------	--------	---------------------	--------

Estimate Information

For an explanation of each aid payment listed below, review the additional information in this notice.

2025 Original Estimate	
1. County and municipal aid	\$37,528.92
2. Utility aid	\$3,565.59
3. Supplemental county and municipal aid	\$59,589.44
4. Expenditure restraint incentive program	\$0.00
5. Total Estimated 2025 Payments (sum of Lines 1-4)	\$100,683.95

Payment Information

Your local government will receive two distributions in 2025 :

- July 28, 2025: 15% of Line 1, 2, and 3 and 100% of Line 4 (*shown above*)
- November 17, 2025: balance of your 2025 aid payments

County and Municipal Aid

Under state law, the county and municipal aid paid to each county and municipality must be equal to the amount determined in 2012 (sec. 79.036, Wis. Stats.) and adjusted for fallen protective services insurance reimbursement (sec. 79.036(4), Wis. Stats.).

County and Municipal Aid Calculation	
1. Prior year county and municipal aid	\$36,687.81
2. Increase due to sales tax revenue, including adjustments (<i>district changes</i>)	\$843.82
3. Fallen protective services insurance adjustment	-\$2.71
4. Fallen protective services insurance reimbursement (<i>reported to DOR</i>)	\$0.00
5. Total County and Municipal Aid (sum of Lines 1-4)	\$37,528.92

Utility Aid

- Under state law, utility aid is distributed to each county and municipality where tax-exempt utility property is located (sec. 79.04, Wis. Stats.)
- Utility companies report utility property information to DOR annually
- DOR uses the provided information to accurately calculate utility aid (*shown below*)

Utility Aid Calculation	
1. Net book value, as of December 31, 2024 (including expected additions/retirements)	\$1,188,530.00
2. Total net book value payment	\$3,565.59
3. Minimum payment	\$0.00
4. Megawatt capacity	0.0
5. Megawatt capacity payment	\$0.00
6. Closed/decommissioned production plant (phased down) payment	\$0.00
7. Subtotal (sum of Lines 2, 3, 5 and 6)	\$3,565.59
8. Population cap	\$720,800.00
9. Adjusted subtotal (lesser of Line 7 or Line 8)	\$3,565.59
10. Adjacent site incentive payment	\$0.00
11. Baseload incentive payment	\$0.00
12. Co-generation incentive payment	\$0.00
13. Alternative energy incentive payment	\$0.00
14. Total incentive payments (sum of Lines 10 through 13)	\$0.00
15. Spent nuclear fuel payment	\$0.00
16. Total Utility Aid – this is the utility aid payment listed on the front of the estimate (sum of Lines 9, 14 and 15)	\$3,565.59

Supplemental County and Municipal Aid

- Under state law, supplemental county and municipal aid paid to each county and municipality is determined by 2023 Wisconsin Act 12 (sec. 79.037, Wis. Stats.)
- For detailed information, review [county and municipal aid spreadsheet](#)

Supplemental County and Municipal Aid Calculation	
1. Prior year supplemental county and municipal aid	\$58,249.70
2. Increase due to sales tax revenue including adjustments (district changes)	\$1,339.74
3. Total Supplemental County and Municipal Aid (sum of Lines 1 and 2)	\$59,589.44

Expenditure Restraint Incentive Program

- Only municipalities are eligible to receive Expenditure Restraint Incentive Program (ERIP) payments
- Under state law, in 2025, each municipality will receive a payment that is equal to the amount of the payment received by the municipality in 2024 (sec. 79.05(4), Wis. Stats., from 2023 WI Act 12 – notwithstanding subs. (2) and (3))

Contact Information

If you have questions, contact us at lgs@wisconsin.gov, (608) 266-8618 or (608) 261-5167.



State of Wisconsin • DEPARTMENT OF REVENUE

DIVISION OF STATE AND LOCAL FINANCE • BUREAU OF LOCAL GOVERNMENT SERVICES • 2135 RIMROCK RD MADISON, WI 53713

Mailing Address:
PO Box 8971 #6-97
Madison WI 53708-8971
Fax: (608) 264-6887
lgs@wisconsin.gov

September 13, 2024

JENNIFER HINES
TOWN OF UNION
PO BOX 116
PLUM CITY WI 54761-0116

Notice of Shared Revenue – 2025 Original Estimate

Notice Information

The Wisconsin Department of Revenue (DOR) is providing the **estimated** shared revenue amounts your local government will receive in 2025 under current state law for county and municipal aid, supplemental county and municipal aid, utility aid and the expenditure restraint incentive program. This does not include adjustments, shown on the July and November payment notices.

District	TOWN OF UNION	County	PIERCE	Co-muni code	47-034
-----------------	---------------	---------------	--------	---------------------	--------

Estimate Information

For an explanation of each aid payment listed below, review the additional information in this notice.

2025 Original Estimate	
1. County and municipal aid	\$46,055.27
2. Utility aid	\$0.00
3. Supplemental county and municipal aid	\$41,057.50
4. Expenditure restraint incentive program	\$0.00
5. Total Estimated 2025 Payments (sum of Lines 1-4)	\$87,112.77

Payment Information

Your local government will receive two distributions in 2025 :

- July 28, 2025: 15% of Line 1, 2, and 3 and 100% of Line 4 (*shown above*)
- November 17, 2025: balance of your 2025 aid payments

County and Municipal Aid

Under state law, the county and municipal aid paid to each county and municipality must be equal to the amount determined in 2012 (sec. 79.036, Wis. Stats.) and adjusted for fallen protective services insurance reimbursement (sec. 79.036(4), Wis. Stats.).

County and Municipal Aid Calculation	
1. Prior year county and municipal aid	\$45,023.07
2. Increase due to sales tax revenue, including adjustments (<i>district changes</i>)	\$1,035.53
3. Fallen protective services insurance adjustment	-\$3.33
4. Fallen protective services insurance reimbursement (<i>reported to DOR</i>)	\$0.00
5. Total County and Municipal Aid (sum of Lines 1-4)	\$46,055.27

Utility Aid

- Under state law, utility aid is distributed to each county and municipality where tax-exempt utility property is located (sec. 79.04, Wis. Stats.)
- Utility companies report utility property information to DOR annually
- DOR uses the provided information to accurately calculate utility aid (*shown below*)

Utility Aid Calculation	
1. Net book value, <i>as of December 31, 2024 (including expected additions/retirements)</i>	\$0.00
2. Total net book value payment	\$0.00
3. Minimum payment	\$0.00
4. Megawatt capacity	0.0
5. Megawatt capacity payment	\$0.00
6. Closed/decommissioned production plant (phased down) payment	\$0.00
7. Subtotal (<i>sum of Lines 2, 3, 5 and 6</i>)	\$0.00
8. Population cap	\$253,725.00
9. Adjusted subtotal (<i>lesser of Line 7 or Line 8</i>)	\$0.00
10. Adjacent site incentive payment	\$0.00
11. Baseload incentive payment	\$0.00
12. Co-generation incentive payment	\$0.00
13. Alternative energy incentive payment	\$0.00
14. Total incentive payments (<i>sum of Lines 10 through 13</i>)	\$0.00
15. Spent nuclear fuel payment	\$0.00
16. Total Utility Aid – this is the utility aid payment listed on the front of the estimate (<i>sum of Lines 9, 14 and 15</i>)	\$0.00

Supplemental County and Municipal Aid

- Under state law, supplemental county and municipal aid paid to each county and municipality is determined by 2023 Wisconsin Act 12 (sec. 79.037, Wis. Stats.)
- For detailed information, review [county and municipal aid spreadsheet](#)

Supplemental County and Municipal Aid Calculation	
1. Prior year supplemental county and municipal aid	\$40,134.41
2. Increase due to sales tax revenue including adjustments (<i>district changes</i>)	\$923.09
3. Total Supplemental County and Municipal Aid (<i>sum of Lines 1 and 2</i>)	\$41,057.50

Expenditure Restraint Incentive Program

- Only municipalities are eligible to receive Expenditure Restraint Incentive Program (ERIP) payments
- Under state law, in 2025, each municipality will receive a payment that is equal to the amount of the payment received by the municipality in 2024 (sec. 79.05(4), Wis. Stats., from 2023 WI Act 12 – notwithstanding subs. (2) and (3))

Contact Information

If you have questions, contact us at lgs@wisconsin.gov, (608) 266-8618 or (608) 261-5167.



State of Wisconsin • DEPARTMENT OF REVENUE

DIVISION OF STATE AND LOCAL FINANCE • BUREAU OF LOCAL GOVERNMENT SERVICES • 2135 RIMROCK RD MADISON, WI 53713

Mailing Address:
PO Box 8971 #6-97
Madison WI 53708-8971
Fax: (608) 264-6887
lgs@wisconsin.gov

September 13, 2024

KIMBERLY LUNDA
VILLAGE OF BAY CITY
PO BOX 9, W6275 MAIN ST.
BAY CITY WI 54723-0009

Notice of Shared Revenue – 2025 Original Estimate

Notice Information

The Wisconsin Department of Revenue (DOR) is providing the **estimated** shared revenue amounts your local government will receive in 2025 under current state law for county and municipal aid, supplemental county and municipal aid, utility aid and the expenditure restraint incentive program. This does not include adjustments, shown on the July and November payment notices.

District	VILLAGE OF BAY CITY	County	PIERCE	Co-muni code	47-106
-----------------	---------------------	---------------	--------	---------------------	--------

Estimate Information

For an explanation of each aid payment listed below, review the additional information in this notice.

2025 Original Estimate	
1. County and municipal aid	\$82,805.68
2. Utility aid	\$63.16
3. Supplemental county and municipal aid	\$38,376.12
4. Expenditure restraint incentive program	\$0.00
5. Total Estimated 2025 Payments (sum of Lines 1-4)	\$121,244.96

Payment Information

Your local government will receive two distributions in 2025 :

- July 28, 2025: 15% of Line 1, 2, and 3 and 100% of Line 4 (*shown above*)
- November 17, 2025: balance of your 2025 aid payments

County and Municipal Aid

Under state law, the county and municipal aid paid to each county and municipality must be equal to the amount determined in 2012 (sec. 79.036, Wis. Stats.) and adjusted for fallen protective services insurance reimbursement (sec. 79.036(4), Wis. Stats.).

County and Municipal Aid Calculation	
1. Prior year county and municipal aid	\$80,949.81
2. Increase due to sales tax revenue, including adjustments (<i>district changes</i>)	\$1,861.85
3. Fallen protective services insurance adjustment	-\$5.98
4. Fallen protective services insurance reimbursement (<i>reported to DOR</i>)	\$0.00
5. Total County and Municipal Aid (sum of Lines 1-4)	\$82,805.68

Utility Aid

- Under state law, utility aid is distributed to each county and municipality where tax-exempt utility property is located (sec. 79.04, Wis. Stats.)
- Utility companies report utility property information to DOR annually
- DOR uses the provided information to accurately calculate utility aid (*shown below*)

Utility Aid Calculation	
1. Net book value, <i>as of December 31, 2024 (including expected additions/retirements)</i>	\$10,527.00
2. Total net book value payment	\$63.16
3. Minimum payment	\$0.00
4. Megawatt capacity	0.0
5. Megawatt capacity payment	\$0.00
6. Closed/decommissioned production plant (phased down) payment	\$0.00
7. Subtotal (<i>sum of Lines 2, 3, 5 and 6</i>)	\$63.16
8. Population cap	\$187,425.00
9. Adjusted subtotal (<i>lesser of Line 7 or Line 8</i>)	\$63.16
10. Adjacent site incentive payment	\$0.00
11. Baseload incentive payment	\$0.00
12. Co-generation incentive payment	\$0.00
13. Alternative energy incentive payment	\$0.00
14. Total incentive payments (<i>sum of Lines 10 through 13</i>)	\$0.00
15. Spent nuclear fuel payment	\$0.00
16. Total Utility Aid – this is the utility aid payment listed on the front of the estimate (<i>sum of Lines 9, 14 and 15</i>)	\$63.16

Supplemental County and Municipal Aid

- Under state law, supplemental county and municipal aid paid to each county and municipality is determined by 2023 Wisconsin Act 12 (sec. 79.037, Wis. Stats.)
- For detailed information, review [county and municipal aid spreadsheet](#)

Supplemental County and Municipal Aid Calculation	
1. Prior year supplemental county and municipal aid	\$37,513.31
2. Increase due to sales tax revenue including adjustments (<i>district changes</i>)	\$862.81
3. Total Supplemental County and Municipal Aid (<i>sum of Lines 1 and 2</i>)	\$38,376.12

Expenditure Restraint Incentive Program

- Only municipalities are eligible to receive Expenditure Restraint Incentive Program (ERIP) payments
- Under state law, in 2025, each municipality will receive a payment that is equal to the amount of the payment received by the municipality in 2024 (sec. 79.05(4), Wis. Stats., from 2023 WI Act 12 – notwithstanding subs. (2) and (3))

Contact Information

If you have questions, contact us at lgs@wisconsin.gov, (608) 266-8618 or (608) 261-5167.



State of Wisconsin • DEPARTMENT OF REVENUE

DIVISION OF STATE AND LOCAL FINANCE • BUREAU OF LOCAL GOVERNMENT SERVICES • 2135 RIMROCK RD MADISON, WI 53713

Mailing Address:
PO Box 8971 #6-97
Madison WI 53708-8971
Fax: (608) 264-6887
lgs@wisconsin.gov

September 13, 2024

MARCY KOPP
VILLAGE OF ELLSWORTH
130 N CHESTNUT ST.
ELLSWORTH WI 54011

Notice of Shared Revenue – 2025 Original Estimate

Notice Information

The Wisconsin Department of Revenue (DOR) is providing the **estimated** shared revenue amounts your local government will receive in 2025 under current state law for county and municipal aid, supplemental county and municipal aid, utility aid and the expenditure restraint incentive program. This does not include adjustments, shown on the July and November payment notices.

District	VILLAGE OF ELLSWORTH	County	PIERCE	Co-muni code	47-121
-----------------	----------------------	---------------	--------	---------------------	--------

Estimate Information

For an explanation of each aid payment listed below, review the additional information in this notice.

2025 Original Estimate	
1. County and municipal aid	\$520,102.30
2. Utility aid	\$7,733.66
3. Supplemental county and municipal aid	\$104,036.09
4. Expenditure restraint incentive program	\$3,714.20
5. Total Estimated 2025 Payments (sum of Lines 1-4)	\$635,586.25

Payment Information

Your local government will receive two distributions in 2025 :

- July 28, 2025: 15% of Line 1, 2, and 3 and 100% of Line 4 (*shown above*)
- November 17, 2025: balance of your 2025 aid payments

County and Municipal Aid

Under state law, the county and municipal aid paid to each county and municipality must be equal to the amount determined in 2012 (sec. 79.036, Wis. Stats.) and adjusted for fallen protective services insurance reimbursement (sec. 79.036(4), Wis. Stats.).

County and Municipal Aid Calculation	
1. Prior year county and municipal aid	\$508,445.63
2. Increase due to sales tax revenue, including adjustments (<i>district changes</i>)	\$11,694.25
3. Fallen protective services insurance adjustment	-\$37.58
4. Fallen protective services insurance reimbursement (<i>reported to DOR</i>)	\$0.00
5. Total County and Municipal Aid (sum of Lines 1-4)	\$520,102.30

Utility Aid

- Under state law, utility aid is distributed to each county and municipality where tax-exempt utility property is located (sec. 79.04, Wis. Stats.)
- Utility companies report utility property information to DOR annually
- DOR uses the provided information to accurately calculate utility aid (*shown below*)

Utility Aid Calculation	
1. Net book value, <i>as of December 31, 2024 (including expected additions/retirements)</i>	\$1,288,944.00
2. Total net book value payment	\$7,733.66
3. Minimum payment	\$0.00
4. Megawatt capacity	0.0
5. Megawatt capacity payment	\$0.00
6. Closed/decommissioned production plant (phased down) payment	\$0.00
7. Subtotal (<i>sum of Lines 2, 3, 5 and 6</i>)	\$7,733.66
8. Population cap	\$1,399,950.00
9. Adjusted subtotal (<i>lesser of Line 7 or Line 8</i>)	\$7,733.66
10. Adjacent site incentive payment	\$0.00
11. Baseload incentive payment	\$0.00
12. Co-generation incentive payment	\$0.00
13. Alternative energy incentive payment	\$0.00
14. Total incentive payments (<i>sum of Lines 10 through 13</i>)	\$0.00
15. Spent nuclear fuel payment	\$0.00
16. Total Utility Aid – this is the utility aid payment listed on the front of the estimate <i>(sum of Lines 9, 14 and 15)</i>	\$7,733.66

Supplemental County and Municipal Aid

- Under state law, supplemental county and municipal aid paid to each county and municipality is determined by 2023 Wisconsin Act 12 (sec. 79.037, Wis. Stats.)
- For detailed information, review [county and municipal aid spreadsheet](#)

Supplemental County and Municipal Aid Calculation	
1. Prior year supplemental county and municipal aid	\$101,697.06
2. Increase due to sales tax revenue including adjustments (<i>district changes</i>)	\$2,339.03
3. Total Supplemental County and Municipal Aid (<i>sum of Lines 1 and 2</i>)	\$104,036.09

Expenditure Restraint Incentive Program

- Only municipalities are eligible to receive Expenditure Restraint Incentive Program (ERIP) payments
- Under state law, in 2025, each municipality will receive a payment that is equal to the amount of the payment received by the municipality in 2024 (sec. 79.05(4), Wis. Stats., from 2023 WI Act 12 – notwithstanding subs. (2) and (3))

Contact Information

If you have questions, contact us at lgs@wisconsin.gov, (608) 266-8618 or (608) 261-5167.



State of Wisconsin • DEPARTMENT OF REVENUE

DIVISION OF STATE AND LOCAL FINANCE • BUREAU OF LOCAL GOVERNMENT SERVICES • 2135 RIMROCK RD MADISON, WI 53713

Mailing Address:
PO Box 8971 #6-97
Madison WI 53708-8971
Fax: (608) 264-6887
lgs@wisconsin.gov

September 13, 2024

HOLLY MALASZUK
VILLAGE OF ELMWOOD
323 W WINTER AVE PO BOX 26
ELMWOOD WI 54740-0206

Notice of Shared Revenue – 2025 Original Estimate

Notice Information

The Wisconsin Department of Revenue (DOR) is providing the **estimated** shared revenue amounts your local government will receive in 2025 under current state law for county and municipal aid, supplemental county and municipal aid, utility aid and the expenditure restraint incentive program. This does not include adjustments, shown on the July and November payment notices.

District	VILLAGE OF ELMWOOD	County	PIERCE	Co-muni code	47-122
-----------------	--------------------	---------------	--------	---------------------	--------

Estimate Information

For an explanation of each aid payment listed below, review the additional information in this notice.

2025 Original Estimate	
1. County and municipal aid	\$206,013.68
2. Utility aid	\$35,159.80
3. Supplemental county and municipal aid	\$44,734.97
4. Expenditure restraint incentive program	\$0.00
5. Total Estimated 2025 Payments (sum of Lines 1-4)	\$285,908.45

Payment Information

Your local government will receive two distributions in 2025 :

- July 28, 2025: 15% of Line 1, 2, and 3 and 100% of Line 4 (*shown above*)
- November 17, 2025: balance of your 2025 aid payments

County and Municipal Aid

Under state law, the county and municipal aid paid to each county and municipality must be equal to the amount determined in 2012 (sec. 79.036, Wis. Stats.) and adjusted for fallen protective services insurance reimbursement (sec. 79.036(4), Wis. Stats.).

County and Municipal Aid Calculation	
1. Prior year county and municipal aid	\$201,396.44
2. Increase due to sales tax revenue, including adjustments (<i>district changes</i>)	\$4,632.12
3. Fallen protective services insurance adjustment	-\$14.88
4. Fallen protective services insurance reimbursement (<i>reported to DOR</i>)	\$0.00
5. Total County and Municipal Aid (sum of Lines 1-4)	\$206,013.68

Utility Aid

- Under state law, utility aid is distributed to each county and municipality where tax-exempt utility property is located (sec. 79.04, Wis. Stats.)
- Utility companies report utility property information to DOR annually
- DOR uses the provided information to accurately calculate utility aid (*shown below*)

Utility Aid Calculation	
1. Net book value, <i>as of December 31, 2024 (including expected additions/retirements)</i>	\$5,859,967.00
2. Total net book value payment	\$35,159.80
3. Minimum payment	\$0.00
4. Megawatt capacity	0.0
5. Megawatt capacity payment	\$0.00
6. Closed/decommissioned production plant (phased down) payment	\$0.00
7. Subtotal (<i>sum of Lines 2, 3, 5 and 6</i>)	\$35,159.80
8. Population cap	\$335,325.00
9. Adjusted subtotal (<i>lesser of Line 7 or Line 8</i>)	\$35,159.80
10. Adjacent site incentive payment	\$0.00
11. Baseload incentive payment	\$0.00
12. Co-generation incentive payment	\$0.00
13. Alternative energy incentive payment	\$0.00
14. Total incentive payments (<i>sum of Lines 10 through 13</i>)	\$0.00
15. Spent nuclear fuel payment	\$0.00
16. Total Utility Aid – this is the utility aid payment listed on the front of the estimate (<i>sum of Lines 9, 14 and 15</i>)	\$35,159.80

Supplemental County and Municipal Aid

- Under state law, supplemental county and municipal aid paid to each county and municipality is determined by 2023 Wisconsin Act 12 (sec. 79.037, Wis. Stats.)
- For detailed information, review [county and municipal aid spreadsheet](#)

Supplemental County and Municipal Aid Calculation	
1. Prior year supplemental county and municipal aid	\$43,729.20
2. Increase due to sales tax revenue including adjustments (<i>district changes</i>)	\$1,005.77
3. Total Supplemental County and Municipal Aid (<i>sum of Lines 1 and 2</i>)	\$44,734.97

Expenditure Restraint Incentive Program

- Only municipalities are eligible to receive Expenditure Restraint Incentive Program (ERIP) payments
- Under state law, in 2025, each municipality will receive a payment that is equal to the amount of the payment received by the municipality in 2024 (sec. 79.05(4), Wis. Stats., from 2023 WI Act 12 – notwithstanding subs. (2) and (3))

Contact Information

If you have questions, contact us at lgs@wisconsin.gov, (608) 266-8618 or (608) 261-5167.



State of Wisconsin • DEPARTMENT OF REVENUE

DIVISION OF STATE AND LOCAL FINANCE • BUREAU OF LOCAL GOVERNMENT SERVICES • 2135 RIMROCK RD MADISON, WI 53713

Mailing Address:
PO Box 8971 #6-97
Madison WI 53708-8971
Fax: (608) 264-6887
lgs@wisconsin.gov

September 13, 2024

SHIRLEY GILLES
VILLAGE OF MAIDEN ROCK
PO BOX 186, N510 COUNTY RD S
MAIDEN ROCK WI 54750-0186

Notice of Shared Revenue – 2025 Original Estimate

Notice Information

The Wisconsin Department of Revenue (DOR) is providing the **estimated** shared revenue amounts your local government will receive in 2025 under current state law for county and municipal aid, supplemental county and municipal aid, utility aid and the expenditure restraint incentive program. This does not include adjustments, shown on the July and November payment notices.

District	VILLAGE OF MAIDEN ROCK	County	PIERCE	Co-muni code	47-151
-----------------	------------------------	---------------	--------	---------------------	--------

Estimate Information

For an explanation of each aid payment listed below, review the additional information in this notice.

2025 Original Estimate	
1. County and municipal aid	\$58,031.83
2. Utility aid	\$0.00
3. Supplemental county and municipal aid	\$32,667.83
4. Expenditure restraint incentive program	\$3,420.11
5. Total Estimated 2025 Payments (sum of Lines 1-4)	\$94,119.77

Payment Information

Your local government will receive two distributions in 2025 :

- July 28, 2025: 15% of Line 1, 2, and 3 and 100% of Line 4 (*shown above*)
- November 17, 2025: balance of your 2025 aid payments

County and Municipal Aid

Under state law, the county and municipal aid paid to each county and municipality must be equal to the amount determined in 2012 (sec. 79.036, Wis. Stats.) and adjusted for fallen protective services insurance reimbursement (sec. 79.036(4), Wis. Stats.).

County and Municipal Aid Calculation	
1. Prior year county and municipal aid	\$56,731.20
2. Increase due to sales tax revenue, including adjustments (<i>district changes</i>)	\$1,304.82
3. Fallen protective services insurance adjustment	-\$4.19
4. Fallen protective services insurance reimbursement (<i>reported to DOR</i>)	\$0.00
5. Total County and Municipal Aid (sum of Lines 1-4)	\$58,031.83

Utility Aid

- Under state law, utility aid is distributed to each county and municipality where tax-exempt utility property is located (sec. 79.04, Wis. Stats.)
- Utility companies report utility property information to DOR annually
- DOR uses the provided information to accurately calculate utility aid (*shown below*)

Utility Aid Calculation	
1. Net book value, <i>as of December 31, 2024 (including expected additions/retirements)</i>	\$0.00
2. Total net book value payment	\$0.00
3. Minimum payment	\$0.00
4. Megawatt capacity	0.0
5. Megawatt capacity payment	\$0.00
6. Closed/decommissioned production plant (phased down) payment	\$0.00
7. Subtotal (<i>sum of Lines 2, 3, 5 and 6</i>)	\$0.00
8. Population cap	\$48,450.00
9. Adjusted subtotal (<i>lesser of Line 7 or Line 8</i>)	\$0.00
10. Adjacent site incentive payment	\$0.00
11. Baseload incentive payment	\$0.00
12. Co-generation incentive payment	\$0.00
13. Alternative energy incentive payment	\$0.00
14. Total incentive payments (<i>sum of Lines 10 through 13</i>)	\$0.00
15. Spent nuclear fuel payment	\$0.00
16. Total Utility Aid – this is the utility aid payment listed on the front of the estimate (<i>sum of Lines 9, 14 and 15</i>)	\$0.00

Supplemental County and Municipal Aid

- Under state law, supplemental county and municipal aid paid to each county and municipality is determined by 2023 Wisconsin Act 12 (sec. 79.037, Wis. Stats.)
- For detailed information, review [county and municipal aid spreadsheet](#)

Supplemental County and Municipal Aid Calculation	
1. Prior year supplemental county and municipal aid	\$31,933.36
2. Increase due to sales tax revenue including adjustments (<i>district changes</i>)	\$734.47
3. Total Supplemental County and Municipal Aid (<i>sum of Lines 1 and 2</i>)	\$32,667.83

Expenditure Restraint Incentive Program

- Only municipalities are eligible to receive Expenditure Restraint Incentive Program (ERIP) payments
- Under state law, in 2025, each municipality will receive a payment that is equal to the amount of the payment received by the municipality in 2024 (sec. 79.05(4), Wis. Stats., from 2023 WI Act 12 – notwithstanding subs. (2) and (3))

Contact Information

If you have questions, contact us at lgs@wisconsin.gov, (608) 266-8618 or (608) 261-5167.



State of Wisconsin • DEPARTMENT OF REVENUE

DIVISION OF STATE AND LOCAL FINANCE • BUREAU OF LOCAL GOVERNMENT SERVICES • 2135 RIMROCK RD MADISON, WI 53713

Mailing Address:
PO Box 8971 #6-97
Madison WI 53708-8971
Fax: (608) 264-6887
lgs@wisconsin.gov

September 13, 2024

ROXANNE GILLES
VILLAGE OF PLUM CITY
PO BOX 207, 501 MAIN ST
PLUM CITY WI 54761-0207

Notice of Shared Revenue – 2025 Original Estimate

Notice Information

The Wisconsin Department of Revenue (DOR) is providing the **estimated** shared revenue amounts your local government will receive in 2025 under current state law for county and municipal aid, supplemental county and municipal aid, utility aid and the expenditure restraint incentive program. This does not include adjustments, shown on the July and November payment notices.

District	VILLAGE OF PLUM CITY	County	PIERCE	Co-muni code	47-171
-----------------	----------------------	---------------	--------	---------------------	--------

Estimate Information

For an explanation of each aid payment listed below, review the additional information in this notice.

2025 Original Estimate	
1. County and municipal aid	\$150,610.37
2. Utility aid	\$102.54
3. Supplemental county and municipal aid	\$40,782.52
4. Expenditure restraint incentive program	\$0.00
5. Total Estimated 2025 Payments (sum of Lines 1-4)	\$191,495.43

Payment Information

Your local government will receive two distributions in 2025 :

- July 28, 2025: 15% of Line 1, 2, and 3 and 100% of Line 4 (*shown above*)
- November 17, 2025: balance of your 2025 aid payments

County and Municipal Aid

Under state law, the county and municipal aid paid to each county and municipality must be equal to the amount determined in 2012 (sec. 79.036, Wis. Stats.) and adjusted for fallen protective services insurance reimbursement (sec. 79.036(4), Wis. Stats.).

County and Municipal Aid Calculation	
1. Prior year county and municipal aid	\$147,234.85
2. Increase due to sales tax revenue, including adjustments (<i>district changes</i>)	\$3,386.40
3. Fallen protective services insurance adjustment	-\$10.88
4. Fallen protective services insurance reimbursement (<i>reported to DOR</i>)	\$0.00
5. Total County and Municipal Aid (sum of Lines 1-4)	\$150,610.37

Utility Aid

- Under state law, utility aid is distributed to each county and municipality where tax-exempt utility property is located (sec. 79.04, Wis. Stats.)
- Utility companies report utility property information to DOR annually
- DOR uses the provided information to accurately calculate utility aid (*shown below*)

Utility Aid Calculation	
1. Net book value, as of December 31, 2024 (including expected additions/retirements)	\$17,090.00
2. Total net book value payment	\$102.54
3. Minimum payment	\$0.00
4. Megawatt capacity	0.0
5. Megawatt capacity payment	\$0.00
6. Closed/decommissioned production plant (phased down) payment	\$0.00
7. Subtotal (sum of Lines 2, 3, 5 and 6)	\$102.54
8. Population cap	\$246,075.00
9. Adjusted subtotal (lesser of Line 7 or Line 8)	\$102.54
10. Adjacent site incentive payment	\$0.00
11. Baseload incentive payment	\$0.00
12. Co-generation incentive payment	\$0.00
13. Alternative energy incentive payment	\$0.00
14. Total incentive payments (sum of Lines 10 through 13)	\$0.00
15. Spent nuclear fuel payment	\$0.00
16. Total Utility Aid – this is the utility aid payment listed on the front of the estimate (sum of Lines 9, 14 and 15)	\$102.54

Supplemental County and Municipal Aid

- Under state law, supplemental county and municipal aid paid to each county and municipality is determined by 2023 Wisconsin Act 12 (sec. 79.037, Wis. Stats.)
- For detailed information, review [county and municipal aid spreadsheet](#)

Supplemental County and Municipal Aid Calculation	
1. Prior year supplemental county and municipal aid	\$39,865.61
2. Increase due to sales tax revenue including adjustments (district changes)	\$916.91
3. Total Supplemental County and Municipal Aid (sum of Lines 1 and 2)	\$40,782.52

Expenditure Restraint Incentive Program

- Only municipalities are eligible to receive Expenditure Restraint Incentive Program (ERIP) payments
- Under state law, in 2025, each municipality will receive a payment that is equal to the amount of the payment received by the municipality in 2024 (sec. 79.05(4), Wis. Stats., from 2023 WI Act 12 – notwithstanding subs. (2) and (3))

Contact Information

If you have questions, contact us at lgs@wisconsin.gov, (608) 266-8618 or (608) 261-5167.



State of Wisconsin • DEPARTMENT OF REVENUE

DIVISION OF STATE AND LOCAL FINANCE • BUREAU OF LOCAL GOVERNMENT SERVICES • 2135 RIMROCK RD MADISON, WI 53713

Mailing Address:
PO Box 8971 #6-97
Madison WI 53708-8971
Fax: (608) 264-6887
lgs@wisconsin.gov

September 13, 2024

LUANN EMERSON
VILLAGE OF SPRING VALLEY
PO BOX 276, E121 SOUTH 2ND ST
SPRING VALLEY WI 54767-0276

Notice of Shared Revenue – 2025 Original Estimate

Notice Information

The Wisconsin Department of Revenue (DOR) is providing the **estimated** shared revenue amounts your local government will receive in 2025 under current state law for county and municipal aid, supplemental county and municipal aid, utility aid and the expenditure restraint incentive program. This does not include adjustments, shown on the July and November payment notices.

District	VILLAGE OF SPRING VALLEY	County	PIERCE	Co-muni code	47-181
-----------------	--------------------------	---------------	--------	---------------------	--------

Estimate Information

For an explanation of each aid payment listed below, review the additional information in this notice.

2025 Original Estimate	
1. County and municipal aid	\$181,828.10
2. Utility aid	\$0.00
3. Supplemental county and municipal aid	\$55,091.87
4. Expenditure restraint incentive program	\$696.52
5. Total Estimated 2025 Payments (sum of Lines 1-4)	\$237,616.49

Payment Information

Your local government will receive two distributions in 2025 :

- July 28, 2025: 15% of Line 1, 2, and 3 and 100% of Line 4 (*shown above*)
- November 17, 2025: balance of your 2025 aid payments

County and Municipal Aid

Under state law, the county and municipal aid paid to each county and municipality must be equal to the amount determined in 2012 (sec. 79.036, Wis. Stats.) and adjusted for fallen protective services insurance reimbursement (sec. 79.036(4), Wis. Stats.).

County and Municipal Aid Calculation	
1. Prior year county and municipal aid	\$177,752.92
2. Increase due to sales tax revenue, including adjustments (<i>district changes</i>)	\$4,088.32
3. Fallen protective services insurance adjustment	-\$13.14
4. Fallen protective services insurance reimbursement (<i>reported to DOR</i>)	\$0.00
5. Total County and Municipal Aid (sum of Lines 1-4)	\$181,828.10

Utility Aid

- Under state law, utility aid is distributed to each county and municipality where tax-exempt utility property is located (sec. 79.04, Wis. Stats.)
- Utility companies report utility property information to DOR annually
- DOR uses the provided information to accurately calculate utility aid (*shown below*)

Utility Aid Calculation	
1. Net book value, <i>as of December 31, 2024 (including expected additions/retirements)</i>	\$0.00
2. Total net book value payment	\$0.00
3. Minimum payment	\$0.00
4. Megawatt capacity	0.0
5. Megawatt capacity payment	\$0.00
6. Closed/decommissioned production plant (phased down) payment	\$0.00
7. Subtotal (<i>sum of Lines 2, 3, 5 and 6</i>)	\$0.00
8. Population cap	\$616,675.00
9. Adjusted subtotal (<i>lesser of Line 7 or Line 8</i>)	\$0.00
10. Adjacent site incentive payment	\$0.00
11. Baseload incentive payment	\$0.00
12. Co-generation incentive payment	\$0.00
13. Alternative energy incentive payment	\$0.00
14. Total incentive payments (<i>sum of Lines 10 through 13</i>)	\$0.00
15. Spent nuclear fuel payment	\$0.00
16. Total Utility Aid – this is the utility aid payment listed on the front of the estimate (<i>sum of Lines 9, 14 and 15</i>)	\$0.00

Supplemental County and Municipal Aid

- Under state law, supplemental county and municipal aid paid to each county and municipality is determined by 2023 Wisconsin Act 12 (sec. 79.037, Wis. Stats.)
- For detailed information, review [county and municipal aid spreadsheet](#)

Supplemental County and Municipal Aid Calculation	
1. Prior year supplemental county and municipal aid	\$53,853.25
2. Increase due to sales tax revenue including adjustments (<i>district changes</i>)	\$1,238.62
3. Total Supplemental County and Municipal Aid (<i>sum of Lines 1 and 2</i>)	\$55,091.87

Expenditure Restraint Incentive Program

- Only municipalities are eligible to receive Expenditure Restraint Incentive Program (ERIP) payments
- Under state law, in 2025, each municipality will receive a payment that is equal to the amount of the payment received by the municipality in 2024 (sec. 79.05(4), Wis. Stats., from 2023 WI Act 12 – notwithstanding subs. (2) and (3))

Contact Information

If you have questions, contact us at lgs@wisconsin.gov, (608) 266-8618 or (608) 261-5167.



State of Wisconsin • DEPARTMENT OF REVENUE

DIVISION OF STATE AND LOCAL FINANCE • BUREAU OF LOCAL GOVERNMENT SERVICES • 2135 RIMROCK RD MADISON, WI 53713

Mailing Address:
PO Box 8971 #6-97
Madison WI 53708-8971
Fax: (608) 264-6887
lgs@wisconsin.gov

September 13, 2024

RASHEL TEMMERS
CITY OF PRESCOTT
800 BORNER ST
PRESCOTT WI 54021-2011

Notice of Shared Revenue – 2025 Original Estimate

Notice Information

The Wisconsin Department of Revenue (DOR) is providing the **estimated** shared revenue amounts your local government will receive in 2025 under current state law for county and municipal aid, supplemental county and municipal aid, utility aid and the expenditure restraint incentive program. This does not include adjustments, shown on the July and November payment notices.

District	CITY OF PRESCOTT	County	PIERCE	Co-muni code	47-271
-----------------	------------------	---------------	--------	---------------------	--------

Estimate Information

For an explanation of each aid payment listed below, review the additional information in this notice.

2025 Original Estimate	
1. County and municipal aid	\$284,019.06
2. Utility aid	\$29,661.21
3. Supplemental county and municipal aid	\$106,297.17
4. Expenditure restraint incentive program	\$28,356.56
5. Total Estimated 2025 Payments (sum of Lines 1-4)	\$448,334.00

Payment Information

Your local government will receive two distributions in 2025 :

- July 28, 2025: 15% of Line 1, 2, and 3 and 100% of Line 4 (*shown above*)
- November 17, 2025: balance of your 2025 aid payments

County and Municipal Aid

Under state law, the county and municipal aid paid to each county and municipality must be equal to the amount determined in 2012 (sec. 79.036, Wis. Stats.) and adjusted for fallen protective services insurance reimbursement (sec. 79.036(4), Wis. Stats.).

County and Municipal Aid Calculation	
1. Prior year county and municipal aid	\$277,653.55
2. Increase due to sales tax revenue, including adjustments (<i>district changes</i>)	\$6,386.03
3. Fallen protective services insurance adjustment	-\$20.52
4. Fallen protective services insurance reimbursement (<i>reported to DOR</i>)	\$0.00
5. Total County and Municipal Aid (sum of Lines 1-4)	\$284,019.06

Utility Aid

- Under state law, utility aid is distributed to each county and municipality where tax-exempt utility property is located (sec. 79.04, Wis. Stats.)
- Utility companies report utility property information to DOR annually
- DOR uses the provided information to accurately calculate utility aid (*shown below*)

Utility Aid Calculation	
1. Net book value, <i>as of December 31, 2024 (including expected additions/retirements)</i>	\$4,943,535.00
2. Total net book value payment	\$29,661.21
3. Minimum payment	\$0.00
4. Megawatt capacity	0.0
5. Megawatt capacity payment	\$0.00
6. Closed/decommissioned production plant (phased down) payment	\$0.00
7. Subtotal (<i>sum of Lines 2, 3, 5 and 6</i>)	\$29,661.21
8. Population cap	\$1,952,450.00
9. Adjusted subtotal (<i>lesser of Line 7 or Line 8</i>)	\$29,661.21
10. Adjacent site incentive payment	\$0.00
11. Baseload incentive payment	\$0.00
12. Co-generation incentive payment	\$0.00
13. Alternative energy incentive payment	\$0.00
14. Total incentive payments (<i>sum of Lines 10 through 13</i>)	\$0.00
15. Spent nuclear fuel payment	\$0.00
16. Total Utility Aid – this is the utility aid payment listed on the front of the estimate (<i>sum of Lines 9, 14 and 15</i>)	\$29,661.21

Supplemental County and Municipal Aid

- Under state law, supplemental county and municipal aid paid to each county and municipality is determined by 2023 Wisconsin Act 12 (sec. 79.037, Wis. Stats.)
- For detailed information, review [county and municipal aid spreadsheet](#)

Supplemental County and Municipal Aid Calculation	
1. Prior year supplemental county and municipal aid	\$103,907.30
2. Increase due to sales tax revenue including adjustments (<i>district changes</i>)	\$2,389.87
3. Total Supplemental County and Municipal Aid (<i>sum of Lines 1 and 2</i>)	\$106,297.17

Expenditure Restraint Incentive Program

- Only municipalities are eligible to receive Expenditure Restraint Incentive Program (ERIP) payments
- Under state law, in 2025, each municipality will receive a payment that is equal to the amount of the payment received by the municipality in 2024 (sec. 79.05(4), Wis. Stats., from 2023 WI Act 12 – notwithstanding subs. (2) and (3))

Contact Information

If you have questions, contact us at lgs@wisconsin.gov, (608) 266-8618 or (608) 261-5167.



State of Wisconsin • DEPARTMENT OF REVENUE

DIVISION OF STATE AND LOCAL FINANCE • BUREAU OF LOCAL GOVERNMENT SERVICES • 2135 RIMROCK RD MADISON, WI 53713

Mailing Address:
PO Box 8971 #6-97
Madison WI 53708-8971
Fax: (608) 264-6887
lgs@wisconsin.gov

September 13, 2024

AMY WHITE
CITY OF RIVER FALLS
222 LEWIS ST STE 202
RIVER FALLS WI 54022

Notice of Shared Revenue – 2025 Original Estimate

Notice Information

The Wisconsin Department of Revenue (DOR) is providing the **estimated** shared revenue amounts your local government will receive in 2025 under current state law for county and municipal aid, supplemental county and municipal aid, utility aid and the expenditure restraint incentive program. This does not include adjustments, shown on the July and November payment notices.

District	CITY OF RIVER FALLS	County	PIERCE	Co-muni code	47-276
-----------------	---------------------	---------------	--------	---------------------	--------

Estimate Information

For an explanation of each aid payment listed below, review the additional information in this notice.

2025 Original Estimate	
1. County and municipal aid	\$2,025,351.26
2. Utility aid	\$18,245.18
3. Supplemental county and municipal aid	\$545,314.89
4. Expenditure restraint incentive program	\$53,594.32
5. Total Estimated 2025 Payments (sum of Lines 1-4)	\$2,642,505.65

Payment Information

Your local government will receive two distributions in 2025 :

- July 28, 2025: 15% of Line 1, 2, and 3 and 100% of Line 4 (*shown above*)
- November 17, 2025: balance of your 2025 aid payments

County and Municipal Aid

Under state law, the county and municipal aid paid to each county and municipality must be equal to the amount determined in 2012 (sec. 79.036, Wis. Stats.) and adjusted for fallen protective services insurance reimbursement (sec. 79.036(4), Wis. Stats.).

County and Municipal Aid Calculation	
1. Prior year county and municipal aid	\$1,979,958.54
2. Increase due to sales tax revenue, including adjustments (<i>district changes</i>)	\$45,539.05
3. Fallen protective services insurance adjustment	-\$146.33
4. Fallen protective services insurance reimbursement (<i>reported to DOR</i>)	\$0.00
5. Total County and Municipal Aid (sum of Lines 1-4)	\$2,025,351.26

Utility Aid

- Under state law, utility aid is distributed to each county and municipality where tax-exempt utility property is located (sec. 79.04, Wis. Stats.)
- Utility companies report utility property information to DOR annually
- DOR uses the provided information to accurately calculate utility aid (*shown below*)

Utility Aid Calculation	
1. Net book value, <i>as of December 31, 2024 (including expected additions/retirements)</i>	\$3,040,863.00
2. Total net book value payment	\$18,245.18
3. Minimum payment	\$0.00
4. Megawatt capacity	0.0
5. Megawatt capacity payment	\$0.00
6. Closed/decommissioned production plant (phased down) payment	\$0.00
7. Subtotal (<i>sum of Lines 2, 3, 5 and 6</i>)	\$18,245.18
8. Population cap	\$7,575,200.00
9. Adjusted subtotal (<i>lesser of Line 7 or Line 8</i>)	\$18,245.18
10. Adjacent site incentive payment	\$0.00
11. Baseload incentive payment	\$0.00
12. Co-generation incentive payment	\$0.00
13. Alternative energy incentive payment	\$0.00
14. Total incentive payments (<i>sum of Lines 10 through 13</i>)	\$0.00
15. Spent nuclear fuel payment	\$0.00
16. Total Utility Aid – this is the utility aid payment listed on the front of the estimate (<i>sum of Lines 9, 14 and 15</i>)	\$18,245.18

Supplemental County and Municipal Aid

- Under state law, supplemental county and municipal aid paid to each county and municipality is determined by 2023 Wisconsin Act 12 (sec. 79.037, Wis. Stats.)
- For detailed information, review [county and municipal aid spreadsheet](#)

Supplemental County and Municipal Aid Calculation	
1. Prior year supplemental county and municipal aid	\$533,054.63
2. Increase due to sales tax revenue including adjustments (<i>district changes</i>)	\$12,260.26
3. Total Supplemental County and Municipal Aid (<i>sum of Lines 1 and 2</i>)	\$545,314.89

Expenditure Restraint Incentive Program

- Only municipalities are eligible to receive Expenditure Restraint Incentive Program (ERIP) payments
- Under state law, in 2025, each municipality will receive a payment that is equal to the amount of the payment received by the municipality in 2024 (sec. 79.05(4), Wis. Stats., from 2023 WI Act 12 – notwithstanding subs. (2) and (3))

Contact Information

If you have questions, contact us at lgs@wisconsin.gov, (608) 266-8618 or (608) 261-5167.



State of Wisconsin • DEPARTMENT OF REVENUE

DIVISION OF STATE AND LOCAL FINANCE • BUREAU OF LOCAL GOVERNMENT SERVICES • 2135 RIMROCK RD MADISON, WI 53713

Mailing Address:
PO Box 8971 #6-97
Madison WI 53708-8971
Fax: (608) 264-6887
lgs@wisconsin.gov

September 13, 2024

JAMIE FEUERHELM
COUNTY OF PIERCE
PO BOX 119
ELLSWORTH WI 54011-0119

Notice of Shared Revenue – 2025 Original Estimate

Notice Information

The Wisconsin Department of Revenue (DOR) is providing the **estimated** shared revenue amounts your local government will receive in 2025 under current state law for county and municipal aid, supplemental county and municipal aid, utility aid and the expenditure restraint incentive program. This does not include adjustments, shown on the July and November payment notices.

District	COUNTY OF PIERCE	County	PIERCE	Co-muni code	47-999
-----------------	------------------	---------------	--------	---------------------	--------

Estimate Information

For an explanation of each aid payment listed below, review the additional information in this notice.

2025 Original Estimate	
1. County and municipal aid	\$939,246.38
2. Utility aid	\$110,655.68
3. Supplemental county and municipal aid	\$662,323.52
4. Expenditure restraint incentive program	\$0.00
5. Total Estimated 2025 Payments (sum of Lines 1-4)	\$1,712,225.58

Payment Information

Your local government will receive two distributions in 2025 :

- July 28, 2025: 15% of Line 1, 2, and 3 and 100% of Line 4 (*shown above*)
- November 17, 2025: balance of your 2025 aid payments

County and Municipal Aid

Under state law, the county and municipal aid paid to each county and municipality must be equal to the amount determined in 2012 (sec. 79.036, Wis. Stats.) and adjusted for fallen protective services insurance reimbursement (sec. 79.036(4), Wis. Stats.).

County and Municipal Aid Calculation	
1. Prior year county and municipal aid	\$918,195.74
2. Increase due to sales tax revenue, including adjustments (<i>district changes</i>)	\$21,118.50
3. Fallen protective services insurance adjustment	-\$67.86
4. Fallen protective services insurance reimbursement (<i>reported to DOR</i>)	\$0.00
5. Total County and Municipal Aid (sum of Lines 1-4)	\$939,246.38

Utility Aid

- Under state law, utility aid is distributed to each county and municipality where tax-exempt utility property is located (sec. 79.04, Wis. Stats.)
- Utility companies report utility property information to DOR annually
- DOR uses the provided information to accurately calculate utility aid (*shown below*)

Utility Aid Calculation	
1. Net book value, <i>as of December 31, 2024 (including expected additions/retirements)</i>	\$25,989,124.00
2. Total net book value payment	\$110,655.68
3. Minimum payment	\$0.00
4. Megawatt capacity	0.0
5. Megawatt capacity payment	\$0.00
6. Closed/decommissioned production plant (phased down) payment	\$0.00
7. Subtotal (<i>sum of Lines 2, 3, 5 and 6</i>)	\$110,655.68
8. Population cap	\$5,370,250.00
9. Adjusted subtotal (<i>lesser of Line 7 or Line 8</i>)	\$110,655.68
10. Adjacent site incentive payment	\$0.00
11. Baseload incentive payment	\$0.00
12. Co-generation incentive payment	\$0.00
13. Alternative energy incentive payment	\$0.00
14. Total incentive payments (<i>sum of Lines 10 through 13</i>)	\$0.00
15. Spent nuclear fuel payment	\$0.00
16. Total Utility Aid – this is the utility aid payment listed on the front of the estimate (<i>sum of Lines 9, 14 and 15</i>)	\$110,655.68

Supplemental County and Municipal Aid

- Under state law, supplemental county and municipal aid paid to each county and municipality is determined by 2023 Wisconsin Act 12 (sec. 79.037, Wis. Stats.)
- For detailed information, review [county and municipal aid spreadsheet](#)

Supplemental County and Municipal Aid Calculation	
1. Prior year supplemental county and municipal aid	\$647,432.57
2. Increase due to sales tax revenue including adjustments (<i>district changes</i>)	\$14,890.95
3. Total Supplemental County and Municipal Aid (<i>sum of Lines 1 and 2</i>)	\$662,323.52

Expenditure Restraint Incentive Program

- Only municipalities are eligible to receive Expenditure Restraint Incentive Program (ERIP) payments
- Under state law, in 2025, each municipality will receive a payment that is equal to the amount of the payment received by the municipality in 2024 (sec. 79.05(4), Wis. Stats., from 2023 WI Act 12 – notwithstanding subs. (2) and (3))

Contact Information

If you have questions, contact us at lgs@wisconsin.gov, (608) 266-8618 or (608) 261-5167.



State of Wisconsin • DEPARTMENT OF REVENUE

DIVISION OF STATE AND LOCAL FINANCE • BUREAU OF LOCAL GOVERNMENT SERVICES • 2135 RIMROCK RD MADISON, WI 53713

Mailing Address:
PO Box 8971 #6-97
Madison WI 53708-8971
Fax: (608) 264-6887
lgs@wisconsin.gov

September 13, 2024

BRADLEY BEARSON
TOWN OF ALDEN
183 155TH ST
STAR PRAIRIE WI 54026-5906

Notice of Shared Revenue – 2025 Original Estimate

Notice Information

The Wisconsin Department of Revenue (DOR) is providing the **estimated** shared revenue amounts your local government will receive in 2025 under current state law for county and municipal aid, supplemental county and municipal aid, utility aid and the expenditure restraint incentive program. This does not include adjustments, shown on the July and November payment notices.

District	TOWN OF ALDEN	County	POLK	Co-muni code	48-002
-----------------	---------------	---------------	------	---------------------	--------

Estimate Information

For an explanation of each aid payment listed below, review the additional information in this notice.

2025 Original Estimate	
1. County and municipal aid	\$37,396.60
2. Utility aid	\$44.71
3. Supplemental county and municipal aid	\$81,849.53
4. Expenditure restraint incentive program	\$0.00
5. Total Estimated 2025 Payments (sum of Lines 1-4)	\$119,290.84

Payment Information

Your local government will receive two distributions in 2025 :

- July 28, 2025: 15% of Line 1, 2, and 3 and 100% of Line 4 (*shown above*)
- November 17, 2025: balance of your 2025 aid payments

County and Municipal Aid

Under state law, the county and municipal aid paid to each county and municipality must be equal to the amount determined in 2012 (sec. 79.036, Wis. Stats.) and adjusted for fallen protective services insurance reimbursement (sec. 79.036(4), Wis. Stats.).

County and Municipal Aid Calculation	
1. Prior year county and municipal aid	\$36,558.46
2. Increase due to sales tax revenue, including adjustments (<i>district changes</i>)	\$840.84
3. Fallen protective services insurance adjustment	-\$2.70
4. Fallen protective services insurance reimbursement (<i>reported to DOR</i>)	\$0.00
5. Total County and Municipal Aid (sum of Lines 1-4)	\$37,396.60

Utility Aid

- Under state law, utility aid is distributed to each county and municipality where tax-exempt utility property is located (sec. 79.04, Wis. Stats.)
- Utility companies report utility property information to DOR annually
- DOR uses the provided information to accurately calculate utility aid (*shown below*)

Utility Aid Calculation	
1. Net book value, <i>as of December 31, 2024 (including expected additions/retirements)</i>	\$14,902.00
2. Total net book value payment	\$44.71
3. Minimum payment	\$0.00
4. Megawatt capacity	0.0
5. Megawatt capacity payment	\$0.00
6. Closed/decommissioned production plant (phased down) payment	\$0.00
7. Subtotal (<i>sum of Lines 2, 3, 5 and 6</i>)	\$44.71
8. Population cap	\$1,286,475.00
9. Adjusted subtotal (<i>lesser of Line 7 or Line 8</i>)	\$44.71
10. Adjacent site incentive payment	\$0.00
11. Baseload incentive payment	\$0.00
12. Co-generation incentive payment	\$0.00
13. Alternative energy incentive payment	\$0.00
14. Total incentive payments (<i>sum of Lines 10 through 13</i>)	\$0.00
15. Spent nuclear fuel payment	\$0.00
16. Total Utility Aid – this is the utility aid payment listed on the front of the estimate (<i>sum of Lines 9, 14 and 15</i>)	\$44.71

Supplemental County and Municipal Aid

- Under state law, supplemental county and municipal aid paid to each county and municipality is determined by 2023 Wisconsin Act 12 (sec. 79.037, Wis. Stats.)
- For detailed information, review [county and municipal aid spreadsheet](#)

Supplemental County and Municipal Aid Calculation	
1. Prior year supplemental county and municipal aid	\$80,009.32
2. Increase due to sales tax revenue including adjustments (<i>district changes</i>)	\$1,840.21
3. Total Supplemental County and Municipal Aid (<i>sum of Lines 1 and 2</i>)	\$81,849.53

Expenditure Restraint Incentive Program

- Only municipalities are eligible to receive Expenditure Restraint Incentive Program (ERIP) payments
- Under state law, in 2025, each municipality will receive a payment that is equal to the amount of the payment received by the municipality in 2024 (sec. 79.05(4), Wis. Stats., from 2023 WI Act 12 – notwithstanding subs. (2) and (3))

Contact Information

If you have questions, contact us at lgs@wisconsin.gov, (608) 266-8618 or (608) 261-5167.



State of Wisconsin • DEPARTMENT OF REVENUE

DIVISION OF STATE AND LOCAL FINANCE • BUREAU OF LOCAL GOVERNMENT SERVICES • 2135 RIMROCK RD MADISON, WI 53713

Mailing Address:
PO Box 8971 #6-97
Madison WI 53708-8971
Fax: (608) 264-6887
lgs@wisconsin.gov

September 13, 2024

JOANN AGNE
TOWN OF APPLE RIVER
612 US HWY 8
AMERY WI 54001

Notice of Shared Revenue – 2025 Original Estimate

Notice Information

The Wisconsin Department of Revenue (DOR) is providing the **estimated** shared revenue amounts your local government will receive in 2025 under current state law for county and municipal aid, supplemental county and municipal aid, utility aid and the expenditure restraint incentive program. This does not include adjustments, shown on the July and November payment notices.

District	TOWN OF APPLE RIVER	County	POLK	Co-muni code	48-004
-----------------	---------------------	---------------	------	---------------------	--------

Estimate Information

For an explanation of each aid payment listed below, review the additional information in this notice.

2025 Original Estimate	
1. County and municipal aid	\$11,344.52
2. Utility aid	\$412.59
3. Supplemental county and municipal aid	\$51,125.22
4. Expenditure restraint incentive program	\$0.00
5. Total Estimated 2025 Payments (sum of Lines 1-4)	\$62,882.33

Payment Information

Your local government will receive two distributions in 2025 :

- July 28, 2025: 15% of Line 1, 2, and 3 and 100% of Line 4 (*shown above*)
- November 17, 2025: balance of your 2025 aid payments

County and Municipal Aid

Under state law, the county and municipal aid paid to each county and municipality must be equal to the amount determined in 2012 (sec. 79.036, Wis. Stats.) and adjusted for fallen protective services insurance reimbursement (sec. 79.036(4), Wis. Stats.).

County and Municipal Aid Calculation	
1. Prior year county and municipal aid	\$11,090.26
2. Increase due to sales tax revenue, including adjustments (<i>district changes</i>)	\$255.08
3. Fallen protective services insurance adjustment	-\$0.82
4. Fallen protective services insurance reimbursement (<i>reported to DOR</i>)	\$0.00
5. Total County and Municipal Aid (sum of Lines 1-4)	\$11,344.52

Utility Aid

- Under state law, utility aid is distributed to each county and municipality where tax-exempt utility property is located (sec. 79.04, Wis. Stats.)
- Utility companies report utility property information to DOR annually
- DOR uses the provided information to accurately calculate utility aid (*shown below*)

Utility Aid Calculation	
1. Net book value, <i>as of December 31, 2024 (including expected additions/retirements)</i>	\$137,530.00
2. Total net book value payment	\$412.59
3. Minimum payment	\$0.00
4. Megawatt capacity	0.0
5. Megawatt capacity payment	\$0.00
6. Closed/decommissioned production plant (phased down) payment	\$0.00
7. Subtotal (<i>sum of Lines 2, 3, 5 and 6</i>)	\$412.59
8. Population cap	\$514,675.00
9. Adjusted subtotal (<i>lesser of Line 7 or Line 8</i>)	\$412.59
10. Adjacent site incentive payment	\$0.00
11. Baseload incentive payment	\$0.00
12. Co-generation incentive payment	\$0.00
13. Alternative energy incentive payment	\$0.00
14. Total incentive payments (<i>sum of Lines 10 through 13</i>)	\$0.00
15. Spent nuclear fuel payment	\$0.00
16. Total Utility Aid – this is the utility aid payment listed on the front of the estimate (<i>sum of Lines 9, 14 and 15</i>)	\$412.59

Supplemental County and Municipal Aid

- Under state law, supplemental county and municipal aid paid to each county and municipality is determined by 2023 Wisconsin Act 12 (sec. 79.037, Wis. Stats.)
- For detailed information, review [county and municipal aid spreadsheet](#)

Supplemental County and Municipal Aid Calculation	
1. Prior year supplemental county and municipal aid	\$49,975.78
2. Increase due to sales tax revenue including adjustments (<i>district changes</i>)	\$1,149.44
3. Total Supplemental County and Municipal Aid (<i>sum of Lines 1 and 2</i>)	\$51,125.22

Expenditure Restraint Incentive Program

- Only municipalities are eligible to receive Expenditure Restraint Incentive Program (ERIP) payments
- Under state law, in 2025, each municipality will receive a payment that is equal to the amount of the payment received by the municipality in 2024 (sec. 79.05(4), Wis. Stats., from 2023 WI Act 12 – notwithstanding subs. (2) and (3))

Contact Information

If you have questions, contact us at lgs@wisconsin.gov, (608) 266-8618 or (608) 261-5167.



State of Wisconsin • DEPARTMENT OF REVENUE

DIVISION OF STATE AND LOCAL FINANCE • BUREAU OF LOCAL GOVERNMENT SERVICES • 2135 RIMROCK RD MADISON, WI 53713

Mailing Address:
PO Box 8971 #6-97
Madison WI 53708-8971
Fax: (608) 264-6887
lgs@wisconsin.gov

September 13, 2024

JANET MABRY
TOWN OF BALSAM LAKE
PO BOX 25, 1494 150TH AVE.
BALSAM LAKE WI 54810

Notice of Shared Revenue – 2025 Original Estimate

Notice Information

The Wisconsin Department of Revenue (DOR) is providing the **estimated** shared revenue amounts your local government will receive in 2025 under current state law for county and municipal aid, supplemental county and municipal aid, utility aid and the expenditure restraint incentive program. This does not include adjustments, shown on the July and November payment notices.

District	TOWN OF BALSAM LAKE	County	POLK	Co-muni code	48-006
-----------------	---------------------	---------------	------	---------------------	--------

Estimate Information

For an explanation of each aid payment listed below, review the additional information in this notice.

2025 Original Estimate	
1. County and municipal aid	\$14,737.12
2. Utility aid	\$2,942.87
3. Supplemental county and municipal aid	\$55,126.21
4. Expenditure restraint incentive program	\$0.00
5. Total Estimated 2025 Payments (sum of Lines 1-4)	\$72,806.20

Payment Information

Your local government will receive two distributions in 2025 :

- July 28, 2025: 15% of Line 1, 2, and 3 and 100% of Line 4 (*shown above*)
- November 17, 2025: balance of your 2025 aid payments

County and Municipal Aid

Under state law, the county and municipal aid paid to each county and municipality must be equal to the amount determined in 2012 (sec. 79.036, Wis. Stats.) and adjusted for fallen protective services insurance reimbursement (sec. 79.036(4), Wis. Stats.).

County and Municipal Aid Calculation	
1. Prior year county and municipal aid	\$14,406.82
2. Increase due to sales tax revenue, including adjustments (<i>district changes</i>)	\$331.36
3. Fallen protective services insurance adjustment	-\$1.06
4. Fallen protective services insurance reimbursement (<i>reported to DOR</i>)	\$0.00
5. Total County and Municipal Aid (sum of Lines 1-4)	\$14,737.12

Utility Aid

- Under state law, utility aid is distributed to each county and municipality where tax-exempt utility property is located (sec. 79.04, Wis. Stats.)
- Utility companies report utility property information to DOR annually
- DOR uses the provided information to accurately calculate utility aid (*shown below*)

Utility Aid Calculation	
1. Net book value, <i>as of December 31, 2024 (including expected additions/retirements)</i>	\$980,957.00
2. Total net book value payment	\$2,942.87
3. Minimum payment	\$0.00
4. Megawatt capacity	0.0
5. Megawatt capacity payment	\$0.00
6. Closed/decommissioned production plant (phased down) payment	\$0.00
7. Subtotal (<i>sum of Lines 2, 3, 5 and 6</i>)	\$2,942.87
8. Population cap	\$609,875.00
9. Adjusted subtotal (<i>lesser of Line 7 or Line 8</i>)	\$2,942.87
10. Adjacent site incentive payment	\$0.00
11. Baseload incentive payment	\$0.00
12. Co-generation incentive payment	\$0.00
13. Alternative energy incentive payment	\$0.00
14. Total incentive payments (<i>sum of Lines 10 through 13</i>)	\$0.00
15. Spent nuclear fuel payment	\$0.00
16. Total Utility Aid – this is the utility aid payment listed on the front of the estimate (<i>sum of Lines 9, 14 and 15</i>)	\$2,942.87

Supplemental County and Municipal Aid

- Under state law, supplemental county and municipal aid paid to each county and municipality is determined by 2023 Wisconsin Act 12 (sec. 79.037, Wis. Stats.)
- For detailed information, review [county and municipal aid spreadsheet](#)

Supplemental County and Municipal Aid Calculation	
1. Prior year supplemental county and municipal aid	\$53,886.81
2. Increase due to sales tax revenue including adjustments (<i>district changes</i>)	\$1,239.40
3. Total Supplemental County and Municipal Aid (<i>sum of Lines 1 and 2</i>)	\$55,126.21

Expenditure Restraint Incentive Program

- Only municipalities are eligible to receive Expenditure Restraint Incentive Program (ERIP) payments
- Under state law, in 2025, each municipality will receive a payment that is equal to the amount of the payment received by the municipality in 2024 (sec. 79.05(4), Wis. Stats., from 2023 WI Act 12 – notwithstanding subs. (2) and (3))

Contact Information

If you have questions, contact us at lgs@wisconsin.gov, (608) 266-8618 or (608) 261-5167.



State of Wisconsin • DEPARTMENT OF REVENUE

DIVISION OF STATE AND LOCAL FINANCE • BUREAU OF LOCAL GOVERNMENT SERVICES • 2135 RIMROCK RD MADISON, WI 53713

Mailing Address:
PO Box 8971 #6-97
Madison WI 53708-8971
Fax: (608) 264-6887
lgs@wisconsin.gov

September 13, 2024

WENDY COLEMAN
TOWN OF BEAVER
82 145TH AVENUE
TURTLE LAKE WI 54889-0093

Notice of Shared Revenue – 2025 Original Estimate

Notice Information

The Wisconsin Department of Revenue (DOR) is providing the **estimated** shared revenue amounts your local government will receive in 2025 under current state law for county and municipal aid, supplemental county and municipal aid, utility aid and the expenditure restraint incentive program. This does not include adjustments, shown on the July and November payment notices.

District	TOWN OF BEAVER	County	POLK	Co-muni code	48-008
-----------------	----------------	---------------	------	---------------------	--------

Estimate Information

For an explanation of each aid payment listed below, review the additional information in this notice.

2025 Original Estimate	
1. County and municipal aid	\$13,062.83
2. Utility aid	\$0.00
3. Supplemental county and municipal aid	\$44,511.60
4. Expenditure restraint incentive program	\$0.00
5. Total Estimated 2025 Payments (sum of Lines 1-4)	\$57,574.43

Payment Information

Your local government will receive two distributions in 2025 :

- July 28, 2025: 15% of Line 1, 2, and 3 and 100% of Line 4 (*shown above*)
- November 17, 2025: balance of your 2025 aid payments

County and Municipal Aid

Under state law, the county and municipal aid paid to each county and municipality must be equal to the amount determined in 2012 (sec. 79.036, Wis. Stats.) and adjusted for fallen protective services insurance reimbursement (sec. 79.036(4), Wis. Stats.).

County and Municipal Aid Calculation	
1. Prior year county and municipal aid	\$12,770.06
2. Increase due to sales tax revenue, including adjustments (<i>district changes</i>)	\$293.71
3. Fallen protective services insurance adjustment	-\$0.94
4. Fallen protective services insurance reimbursement (<i>reported to DOR</i>)	\$0.00
5. Total County and Municipal Aid (sum of Lines 1-4)	\$13,062.83

Utility Aid

- Under state law, utility aid is distributed to each county and municipality where tax-exempt utility property is located (sec. 79.04, Wis. Stats.)
- Utility companies report utility property information to DOR annually
- DOR uses the provided information to accurately calculate utility aid (*shown below*)

Utility Aid Calculation	
1. Net book value, <i>as of December 31, 2024 (including expected additions/retirements)</i>	\$0.00
2. Total net book value payment	\$0.00
3. Minimum payment	\$0.00
4. Megawatt capacity	0.0
5. Megawatt capacity payment	\$0.00
6. Closed/decommissioned production plant (phased down) payment	\$0.00
7. Subtotal (<i>sum of Lines 2, 3, 5 and 6</i>)	\$0.00
8. Population cap	\$345,100.00
9. Adjusted subtotal (<i>lesser of Line 7 or Line 8</i>)	\$0.00
10. Adjacent site incentive payment	\$0.00
11. Baseload incentive payment	\$0.00
12. Co-generation incentive payment	\$0.00
13. Alternative energy incentive payment	\$0.00
14. Total incentive payments (<i>sum of Lines 10 through 13</i>)	\$0.00
15. Spent nuclear fuel payment	\$0.00
16. Total Utility Aid – this is the utility aid payment listed on the front of the estimate (<i>sum of Lines 9, 14 and 15</i>)	\$0.00

Supplemental County and Municipal Aid

- Under state law, supplemental county and municipal aid paid to each county and municipality is determined by 2023 Wisconsin Act 12 (sec. 79.037, Wis. Stats.)
- For detailed information, review [county and municipal aid spreadsheet](#)

Supplemental County and Municipal Aid Calculation	
1. Prior year supplemental county and municipal aid	\$43,510.85
2. Increase due to sales tax revenue including adjustments (<i>district changes</i>)	\$1,000.75
3. Total Supplemental County and Municipal Aid (<i>sum of Lines 1 and 2</i>)	\$44,511.60

Expenditure Restraint Incentive Program

- Only municipalities are eligible to receive Expenditure Restraint Incentive Program (ERIP) payments
- Under state law, in 2025, each municipality will receive a payment that is equal to the amount of the payment received by the municipality in 2024 (sec. 79.05(4), Wis. Stats., from 2023 WI Act 12 – notwithstanding subs. (2) and (3))

Contact Information

If you have questions, contact us at lgs@wisconsin.gov, (608) 266-8618 or (608) 261-5167.



State of Wisconsin • DEPARTMENT OF REVENUE

DIVISION OF STATE AND LOCAL FINANCE • BUREAU OF LOCAL GOVERNMENT SERVICES • 2135 RIMROCK RD MADISON, WI 53713

Mailing Address:
PO Box 8971 #6-97
Madison WI 53708-8971
Fax: (608) 264-6887
lgs@wisconsin.gov

September 13, 2024

JANEL BELLE ISLE
TOWN OF BLACK BROOK
PO BOX 44
AMERY WI 54001

Notice of Shared Revenue – 2025 Original Estimate

Notice Information

The Wisconsin Department of Revenue (DOR) is providing the **estimated** shared revenue amounts your local government will receive in 2025 under current state law for county and municipal aid, supplemental county and municipal aid, utility aid and the expenditure restraint incentive program. This does not include adjustments, shown on the July and November payment notices.

District	TOWN OF BLACK BROOK	County	POLK	Co-muni code	48-010
-----------------	---------------------	---------------	------	---------------------	--------

Estimate Information

For an explanation of each aid payment listed below, review the additional information in this notice.

2025 Original Estimate	
1. County and municipal aid	\$43,401.71
2. Utility aid	\$1,666.92
3. Supplemental county and municipal aid	\$55,349.40
4. Expenditure restraint incentive program	\$0.00
5. Total Estimated 2025 Payments (sum of Lines 1-4)	\$100,418.03

Payment Information

Your local government will receive two distributions in 2025 :

- July 28, 2025: 15% of Line 1, 2, and 3 and 100% of Line 4 (*shown above*)
- November 17, 2025: balance of your 2025 aid payments

County and Municipal Aid

Under state law, the county and municipal aid paid to each county and municipality must be equal to the amount determined in 2012 (sec. 79.036, Wis. Stats.) and adjusted for fallen protective services insurance reimbursement (sec. 79.036(4), Wis. Stats.).

County and Municipal Aid Calculation	
1. Prior year county and municipal aid	\$42,428.98
2. Increase due to sales tax revenue, including adjustments (<i>district changes</i>)	\$975.87
3. Fallen protective services insurance adjustment	-\$3.14
4. Fallen protective services insurance reimbursement (<i>reported to DOR</i>)	\$0.00
5. Total County and Municipal Aid (sum of Lines 1-4)	\$43,401.71

Utility Aid

- Under state law, utility aid is distributed to each county and municipality where tax-exempt utility property is located (sec. 79.04, Wis. Stats.)
- Utility companies report utility property information to DOR annually
- DOR uses the provided information to accurately calculate utility aid (*shown below*)

Utility Aid Calculation	
1. Net book value, <i>as of December 31, 2024 (including expected additions/retirements)</i>	\$555,639.00
2. Total net book value payment	\$1,666.92
3. Minimum payment	\$0.00
4. Megawatt capacity	0.0
5. Megawatt capacity payment	\$0.00
6. Closed/decommissioned production plant (phased down) payment	\$0.00
7. Subtotal (<i>sum of Lines 2, 3, 5 and 6</i>)	\$1,666.92
8. Population cap	\$620,500.00
9. Adjusted subtotal (<i>lesser of Line 7 or Line 8</i>)	\$1,666.92
10. Adjacent site incentive payment	\$0.00
11. Baseload incentive payment	\$0.00
12. Co-generation incentive payment	\$0.00
13. Alternative energy incentive payment	\$0.00
14. Total incentive payments (<i>sum of Lines 10 through 13</i>)	\$0.00
15. Spent nuclear fuel payment	\$0.00
16. Total Utility Aid – this is the utility aid payment listed on the front of the estimate (<i>sum of Lines 9, 14 and 15</i>)	\$1,666.92

Supplemental County and Municipal Aid

- Under state law, supplemental county and municipal aid paid to each county and municipality is determined by 2023 Wisconsin Act 12 (sec. 79.037, Wis. Stats.)
- For detailed information, review [county and municipal aid spreadsheet](#)

Supplemental County and Municipal Aid Calculation	
1. Prior year supplemental county and municipal aid	\$54,104.99
2. Increase due to sales tax revenue including adjustments (<i>district changes</i>)	\$1,244.41
3. Total Supplemental County and Municipal Aid (<i>sum of Lines 1 and 2</i>)	\$55,349.40

Expenditure Restraint Incentive Program

- Only municipalities are eligible to receive Expenditure Restraint Incentive Program (ERIP) payments
- Under state law, in 2025, each municipality will receive a payment that is equal to the amount of the payment received by the municipality in 2024 (sec. 79.05(4), Wis. Stats., from 2023 WI Act 12 – notwithstanding subs. (2) and (3))

Contact Information

If you have questions, contact us at lgs@wisconsin.gov, (608) 266-8618 or (608) 261-5167.



State of Wisconsin • DEPARTMENT OF REVENUE

DIVISION OF STATE AND LOCAL FINANCE • BUREAU OF LOCAL GOVERNMENT SERVICES • 2135 RIMROCK RD MADISON, WI 53713

Mailing Address:
PO Box 8971 #6-97
Madison WI 53708-8971
Fax: (608) 264-6887
lgs@wisconsin.gov

September 13, 2024

ELLEN GNAN
TOWN OF BONE LAKE
787 276TH AVE, FREDERIC WI
FREDERIC WI 54837

Notice of Shared Revenue – 2025 Original Estimate

Notice Information

The Wisconsin Department of Revenue (DOR) is providing the **estimated** shared revenue amounts your local government will receive in 2025 under current state law for county and municipal aid, supplemental county and municipal aid, utility aid and the expenditure restraint incentive program. This does not include adjustments, shown on the July and November payment notices.

District	TOWN OF BONE LAKE	County	POLK	Co-muni code	48-012
-----------------	-------------------	---------------	------	---------------------	--------

Estimate Information

For an explanation of each aid payment listed below, review the additional information in this notice.

2025 Original Estimate	
1. County and municipal aid	\$7,130.37
2. Utility aid	\$0.00
3. Supplemental county and municipal aid	\$42,587.04
4. Expenditure restraint incentive program	\$0.00
5. Total Estimated 2025 Payments (sum of Lines 1-4)	\$49,717.41

Payment Information

Your local government will receive two distributions in 2025 :

- July 28, 2025: 15% of Line 1, 2, and 3 and 100% of Line 4 (*shown above*)
- November 17, 2025: balance of your 2025 aid payments

County and Municipal Aid

Under state law, the county and municipal aid paid to each county and municipality must be equal to the amount determined in 2012 (sec. 79.036, Wis. Stats.) and adjusted for fallen protective services insurance reimbursement (sec. 79.036(4), Wis. Stats.).

County and Municipal Aid Calculation	
1. Prior year county and municipal aid	\$6,970.57
2. Increase due to sales tax revenue, including adjustments (<i>district changes</i>)	\$160.32
3. Fallen protective services insurance adjustment	-\$0.52
4. Fallen protective services insurance reimbursement (<i>reported to DOR</i>)	\$0.00
5. Total County and Municipal Aid (sum of Lines 1-4)	\$7,130.37

Utility Aid

- Under state law, utility aid is distributed to each county and municipality where tax-exempt utility property is located (sec. 79.04, Wis. Stats.)
- Utility companies report utility property information to DOR annually
- DOR uses the provided information to accurately calculate utility aid (*shown below*)

Utility Aid Calculation	
1. Net book value, <i>as of December 31, 2024 (including expected additions/retirements)</i>	\$0.00
2. Total net book value payment	\$0.00
3. Minimum payment	\$0.00
4. Megawatt capacity	0.0
5. Megawatt capacity payment	\$0.00
6. Closed/decommissioned production plant (phased down) payment	\$0.00
7. Subtotal (<i>sum of Lines 2, 3, 5 and 6</i>)	\$0.00
8. Population cap	\$296,225.00
9. Adjusted subtotal (<i>lesser of Line 7 or Line 8</i>)	\$0.00
10. Adjacent site incentive payment	\$0.00
11. Baseload incentive payment	\$0.00
12. Co-generation incentive payment	\$0.00
13. Alternative energy incentive payment	\$0.00
14. Total incentive payments (<i>sum of Lines 10 through 13</i>)	\$0.00
15. Spent nuclear fuel payment	\$0.00
16. Total Utility Aid – this is the utility aid payment listed on the front of the estimate (<i>sum of Lines 9, 14 and 15</i>)	\$0.00

Supplemental County and Municipal Aid

- Under state law, supplemental county and municipal aid paid to each county and municipality is determined by 2023 Wisconsin Act 12 (sec. 79.037, Wis. Stats.)
- For detailed information, review [county and municipal aid spreadsheet](#)

Supplemental County and Municipal Aid Calculation	
1. Prior year supplemental county and municipal aid	\$41,629.56
2. Increase due to sales tax revenue including adjustments (<i>district changes</i>)	\$957.48
3. Total Supplemental County and Municipal Aid (<i>sum of Lines 1 and 2</i>)	\$42,587.04

Expenditure Restraint Incentive Program

- Only municipalities are eligible to receive Expenditure Restraint Incentive Program (ERIP) payments
- Under state law, in 2025, each municipality will receive a payment that is equal to the amount of the payment received by the municipality in 2024 (sec. 79.05(4), Wis. Stats., from 2023 WI Act 12 – notwithstanding subs. (2) and (3))

Contact Information

If you have questions, contact us at lgs@wisconsin.gov, (608) 266-8618 or (608) 261-5167.



State of Wisconsin • DEPARTMENT OF REVENUE

DIVISION OF STATE AND LOCAL FINANCE • BUREAU OF LOCAL GOVERNMENT SERVICES • 2135 RIMROCK RD MADISON, WI 53713

Mailing Address:
PO Box 8971 #6-97
Madison WI 53708-8971
Fax: (608) 264-6887
lgs@wisconsin.gov

September 13, 2024

JANE SCHMIDT
TOWN OF CLAM FALLS
3341 80TH ST
FREDERIC WI 54837

Notice of Shared Revenue – 2025 Original Estimate

Notice Information

The Wisconsin Department of Revenue (DOR) is providing the **estimated** shared revenue amounts your local government will receive in 2025 under current state law for county and municipal aid, supplemental county and municipal aid, utility aid and the expenditure restraint incentive program. This does not include adjustments, shown on the July and November payment notices.

District	TOWN OF CLAM FALLS	County	POLK	Co-muni code	48-014
-----------------	--------------------	---------------	------	---------------------	--------

Estimate Information

For an explanation of each aid payment listed below, review the additional information in this notice.

2025 Original Estimate	
1. County and municipal aid	\$36,441.95
2. Utility aid	\$56.76
3. Supplemental county and municipal aid	\$40,284.08
4. Expenditure restraint incentive program	\$0.00
5. Total Estimated 2025 Payments (sum of Lines 1-4)	\$76,782.79

Payment Information

Your local government will receive two distributions in 2025 :

- July 28, 2025: 15% of Line 1, 2, and 3 and 100% of Line 4 (*shown above*)
- November 17, 2025: balance of your 2025 aid payments

County and Municipal Aid

Under state law, the county and municipal aid paid to each county and municipality must be equal to the amount determined in 2012 (sec. 79.036, Wis. Stats.) and adjusted for fallen protective services insurance reimbursement (sec. 79.036(4), Wis. Stats.).

County and Municipal Aid Calculation	
1. Prior year county and municipal aid	\$35,625.20
2. Increase due to sales tax revenue, including adjustments (<i>district changes</i>)	\$819.38
3. Fallen protective services insurance adjustment	-\$2.63
4. Fallen protective services insurance reimbursement (<i>reported to DOR</i>)	\$0.00
5. Total County and Municipal Aid (sum of Lines 1-4)	\$36,441.95

Utility Aid

- Under state law, utility aid is distributed to each county and municipality where tax-exempt utility property is located (sec. 79.04, Wis. Stats.)
- Utility companies report utility property information to DOR annually
- DOR uses the provided information to accurately calculate utility aid (*shown below*)

Utility Aid Calculation	
1. Net book value, <i>as of December 31, 2024 (including expected additions/retirements)</i>	\$18,921.00
2. Total net book value payment	\$56.76
3. Minimum payment	\$0.00
4. Megawatt capacity	0.0
5. Megawatt capacity payment	\$0.00
6. Closed/decommissioned production plant (phased down) payment	\$0.00
7. Subtotal (<i>sum of Lines 2, 3, 5 and 6</i>)	\$56.76
8. Population cap	\$236,725.00
9. Adjusted subtotal (<i>lesser of Line 7 or Line 8</i>)	\$56.76
10. Adjacent site incentive payment	\$0.00
11. Baseload incentive payment	\$0.00
12. Co-generation incentive payment	\$0.00
13. Alternative energy incentive payment	\$0.00
14. Total incentive payments (<i>sum of Lines 10 through 13</i>)	\$0.00
15. Spent nuclear fuel payment	\$0.00
16. Total Utility Aid – this is the utility aid payment listed on the front of the estimate (<i>sum of Lines 9, 14 and 15</i>)	\$56.76

Supplemental County and Municipal Aid

- Under state law, supplemental county and municipal aid paid to each county and municipality is determined by 2023 Wisconsin Act 12 (sec. 79.037, Wis. Stats.)
- For detailed information, review [county and municipal aid spreadsheet](#)

Supplemental County and Municipal Aid Calculation	
1. Prior year supplemental county and municipal aid	\$39,378.38
2. Increase due to sales tax revenue including adjustments (<i>district changes</i>)	\$905.70
3. Total Supplemental County and Municipal Aid (<i>sum of Lines 1 and 2</i>)	\$40,284.08

Expenditure Restraint Incentive Program

- Only municipalities are eligible to receive Expenditure Restraint Incentive Program (ERIP) payments
- Under state law, in 2025, each municipality will receive a payment that is equal to the amount of the payment received by the municipality in 2024 (sec. 79.05(4), Wis. Stats., from 2023 WI Act 12 – notwithstanding subs. (2) and (3))

Contact Information

If you have questions, contact us at lgs@wisconsin.gov, (608) 266-8618 or (608) 261-5167.



State of Wisconsin • DEPARTMENT OF REVENUE

DIVISION OF STATE AND LOCAL FINANCE • BUREAU OF LOCAL GOVERNMENT SERVICES • 2135 RIMROCK RD MADISON, WI 53713

Mailing Address:
PO Box 8971 #6-97
Madison WI 53708-8971
Fax: (608) 264-6887
lgs@wisconsin.gov

September 13, 2024

TRACY LA BLANC
TOWN OF CLAYTON
164 70TH AVENUE
CLAYTON WI 54004-3103

Notice of Shared Revenue – 2025 Original Estimate

Notice Information

The Wisconsin Department of Revenue (DOR) is providing the **estimated** shared revenue amounts your local government will receive in 2025 under current state law for county and municipal aid, supplemental county and municipal aid, utility aid and the expenditure restraint incentive program. This does not include adjustments, shown on the July and November payment notices.

District	TOWN OF CLAYTON	County	POLK	Co-muni code	48-016
-----------------	-----------------	---------------	------	---------------------	--------

Estimate Information

For an explanation of each aid payment listed below, review the additional information in this notice.

2025 Original Estimate	
1. County and municipal aid	\$26,386.97
2. Utility aid	\$1,161.35
3. Supplemental county and municipal aid	\$47,260.51
4. Expenditure restraint incentive program	\$0.00
5. Total Estimated 2025 Payments (sum of Lines 1-4)	\$74,808.83

Payment Information

Your local government will receive two distributions in 2025 :

- July 28, 2025: 15% of Line 1, 2, and 3 and 100% of Line 4 (*shown above*)
- November 17, 2025: balance of your 2025 aid payments

County and Municipal Aid

Under state law, the county and municipal aid paid to each county and municipality must be equal to the amount determined in 2012 (sec. 79.036, Wis. Stats.) and adjusted for fallen protective services insurance reimbursement (sec. 79.036(4), Wis. Stats.).

County and Municipal Aid Calculation	
1. Prior year county and municipal aid	\$25,795.58
2. Increase due to sales tax revenue, including adjustments (<i>district changes</i>)	\$593.30
3. Fallen protective services insurance adjustment	-\$1.91
4. Fallen protective services insurance reimbursement (<i>reported to DOR</i>)	\$0.00
5. Total County and Municipal Aid (sum of Lines 1-4)	\$26,386.97

Utility Aid

- Under state law, utility aid is distributed to each county and municipality where tax-exempt utility property is located (sec. 79.04, Wis. Stats.)
- Utility companies report utility property information to DOR annually
- DOR uses the provided information to accurately calculate utility aid (*shown below*)

Utility Aid Calculation	
1. Net book value, <i>as of December 31, 2024 (including expected additions/retirements)</i>	\$387,116.00
2. Total net book value payment	\$1,161.35
3. Minimum payment	\$0.00
4. Megawatt capacity	0.0
5. Megawatt capacity payment	\$0.00
6. Closed/decommissioned production plant (phased down) payment	\$0.00
7. Subtotal (<i>sum of Lines 2, 3, 5 and 6</i>)	\$1,161.35
8. Population cap	\$406,300.00
9. Adjusted subtotal (<i>lesser of Line 7 or Line 8</i>)	\$1,161.35
10. Adjacent site incentive payment	\$0.00
11. Baseload incentive payment	\$0.00
12. Co-generation incentive payment	\$0.00
13. Alternative energy incentive payment	\$0.00
14. Total incentive payments (<i>sum of Lines 10 through 13</i>)	\$0.00
15. Spent nuclear fuel payment	\$0.00
16. Total Utility Aid – this is the utility aid payment listed on the front of the estimate (<i>sum of Lines 9, 14 and 15</i>)	\$1,161.35

Supplemental County and Municipal Aid

- Under state law, supplemental county and municipal aid paid to each county and municipality is determined by 2023 Wisconsin Act 12 (sec. 79.037, Wis. Stats.)
- For detailed information, review [county and municipal aid spreadsheet](#)

Supplemental County and Municipal Aid Calculation	
1. Prior year supplemental county and municipal aid	\$46,197.96
2. Increase due to sales tax revenue including adjustments (<i>district changes</i>)	\$1,062.55
3. Total Supplemental County and Municipal Aid (<i>sum of Lines 1 and 2</i>)	\$47,260.51

Expenditure Restraint Incentive Program

- Only municipalities are eligible to receive Expenditure Restraint Incentive Program (ERIP) payments
- Under state law, in 2025, each municipality will receive a payment that is equal to the amount of the payment received by the municipality in 2024 (sec. 79.05(4), Wis. Stats., from 2023 WI Act 12 – notwithstanding subs. (2) and (3))

Contact Information

If you have questions, contact us at lgs@wisconsin.gov, (608) 266-8618 or (608) 261-5167.



State of Wisconsin • DEPARTMENT OF REVENUE

DIVISION OF STATE AND LOCAL FINANCE • BUREAU OF LOCAL GOVERNMENT SERVICES • 2135 RIMROCK RD MADISON, WI 53713

Mailing Address:
PO Box 8971 #6-97
Madison WI 53708-8971
Fax: (608) 264-6887
lgs@wisconsin.gov

September 13, 2024

JANELLE JOHNSON
TOWN OF CLEAR LAKE
209 50TH AVE,
CLAYTON WI 54004

Notice of Shared Revenue – 2025 Original Estimate

Notice Information

The Wisconsin Department of Revenue (DOR) is providing the **estimated** shared revenue amounts your local government will receive in 2025 under current state law for county and municipal aid, supplemental county and municipal aid, utility aid and the expenditure restraint incentive program. This does not include adjustments, shown on the July and November payment notices.

District	TOWN OF CLEAR LAKE	County	POLK	Co-muni code	48-018
-----------------	--------------------	---------------	------	---------------------	--------

Estimate Information

For an explanation of each aid payment listed below, review the additional information in this notice.

2025 Original Estimate	
1. County and municipal aid	\$79,064.98
2. Utility aid	\$102.01
3. Supplemental county and municipal aid	\$45,920.49
4. Expenditure restraint incentive program	\$0.00
5. Total Estimated 2025 Payments (sum of Lines 1-4)	\$125,087.48

Payment Information

Your local government will receive two distributions in 2025 :

- July 28, 2025: 15% of Line 1, 2, and 3 and 100% of Line 4 (*shown above*)
- November 17, 2025: balance of your 2025 aid payments

County and Municipal Aid

Under state law, the county and municipal aid paid to each county and municipality must be equal to the amount determined in 2012 (sec. 79.036, Wis. Stats.) and adjusted for fallen protective services insurance reimbursement (sec. 79.036(4), Wis. Stats.).

County and Municipal Aid Calculation	
1. Prior year county and municipal aid	\$77,292.95
2. Increase due to sales tax revenue, including adjustments (<i>district changes</i>)	\$1,777.74
3. Fallen protective services insurance adjustment	-\$5.71
4. Fallen protective services insurance reimbursement (<i>reported to DOR</i>)	\$0.00
5. Total County and Municipal Aid (sum of Lines 1-4)	\$79,064.98

Utility Aid

- Under state law, utility aid is distributed to each county and municipality where tax-exempt utility property is located (sec. 79.04, Wis. Stats.)
- Utility companies report utility property information to DOR annually
- DOR uses the provided information to accurately calculate utility aid (*shown below*)

Utility Aid Calculation	
1. Net book value, <i>as of December 31, 2024 (including expected additions/retirements)</i>	\$34,002.00
2. Total net book value payment	\$102.01
3. Minimum payment	\$0.00
4. Megawatt capacity	0.0
5. Megawatt capacity payment	\$0.00
6. Closed/decommissioned production plant (phased down) payment	\$0.00
7. Subtotal (<i>sum of Lines 2, 3, 5 and 6</i>)	\$102.01
8. Population cap	\$377,400.00
9. Adjusted subtotal (<i>lesser of Line 7 or Line 8</i>)	\$102.01
10. Adjacent site incentive payment	\$0.00
11. Baseload incentive payment	\$0.00
12. Co-generation incentive payment	\$0.00
13. Alternative energy incentive payment	\$0.00
14. Total incentive payments (<i>sum of Lines 10 through 13</i>)	\$0.00
15. Spent nuclear fuel payment	\$0.00
16. Total Utility Aid – this is the utility aid payment listed on the front of the estimate (<i>sum of Lines 9, 14 and 15</i>)	\$102.01

Supplemental County and Municipal Aid

- Under state law, supplemental county and municipal aid paid to each county and municipality is determined by 2023 Wisconsin Act 12 (sec. 79.037, Wis. Stats.)
- For detailed information, review [county and municipal aid spreadsheet](#)

Supplemental County and Municipal Aid Calculation	
1. Prior year supplemental county and municipal aid	\$44,888.06
2. Increase due to sales tax revenue including adjustments (<i>district changes</i>)	\$1,032.43
3. Total Supplemental County and Municipal Aid (<i>sum of Lines 1 and 2</i>)	\$45,920.49

Expenditure Restraint Incentive Program

- Only municipalities are eligible to receive Expenditure Restraint Incentive Program (ERIP) payments
- Under state law, in 2025, each municipality will receive a payment that is equal to the amount of the payment received by the municipality in 2024 (sec. 79.05(4), Wis. Stats., from 2023 WI Act 12 – notwithstanding subs. (2) and (3))

Contact Information

If you have questions, contact us at lgs@wisconsin.gov, (608) 266-8618 or (608) 261-5167.



State of Wisconsin • DEPARTMENT OF REVENUE

DIVISION OF STATE AND LOCAL FINANCE • BUREAU OF LOCAL GOVERNMENT SERVICES • 2135 RIMROCK RD MADISON, WI 53713

Mailing Address:
PO Box 8971 #6-97
Madison WI 53708-8971
Fax: (608) 264-6887
lgs@wisconsin.gov

September 13, 2024

DAVID ANDERSON
TOWN OF EUREKA
2395 210TH ST
ST CROIX FALLS WI 54024-7822

Notice of Shared Revenue – 2025 Original Estimate

Notice Information

The Wisconsin Department of Revenue (DOR) is providing the **estimated** shared revenue amounts your local government will receive in 2025 under current state law for county and municipal aid, supplemental county and municipal aid, utility aid and the expenditure restraint incentive program. This does not include adjustments, shown on the July and November payment notices.

District	TOWN OF EUREKA	County	POLK	Co-muni code	48-020
-----------------	----------------	---------------	------	---------------------	--------

Estimate Information

For an explanation of each aid payment listed below, review the additional information in this notice.

2025 Original Estimate	
1. County and municipal aid	\$52,516.42
2. Utility aid	\$672.30
3. Supplemental county and municipal aid	\$60,739.36
4. Expenditure restraint incentive program	\$0.00
5. Total Estimated 2025 Payments (sum of Lines 1-4)	\$113,928.08

Payment Information

Your local government will receive two distributions in 2025 :

- July 28, 2025: 15% of Line 1, 2, and 3 and 100% of Line 4 (*shown above*)
- November 17, 2025: balance of your 2025 aid payments

County and Municipal Aid

Under state law, the county and municipal aid paid to each county and municipality must be equal to the amount determined in 2012 (sec. 79.036, Wis. Stats.) and adjusted for fallen protective services insurance reimbursement (sec. 79.036(4), Wis. Stats.).

County and Municipal Aid Calculation	
1. Prior year county and municipal aid	\$51,339.40
2. Increase due to sales tax revenue, including adjustments (<i>district changes</i>)	\$1,180.81
3. Fallen protective services insurance adjustment	-\$3.79
4. Fallen protective services insurance reimbursement (<i>reported to DOR</i>)	\$0.00
5. Total County and Municipal Aid (sum of Lines 1-4)	\$52,516.42

Utility Aid

- Under state law, utility aid is distributed to each county and municipality where tax-exempt utility property is located (sec. 79.04, Wis. Stats.)
- Utility companies report utility property information to DOR annually
- DOR uses the provided information to accurately calculate utility aid (*shown below*)

Utility Aid Calculation	
1. Net book value, <i>as of December 31, 2024 (including expected additions/retirements)</i>	\$224,101.00
2. Total net book value payment	\$672.30
3. Minimum payment	\$0.00
4. Megawatt capacity	0.0
5. Megawatt capacity payment	\$0.00
6. Closed/decommissioned production plant (phased down) payment	\$0.00
7. Subtotal (<i>sum of Lines 2, 3, 5 and 6</i>)	\$672.30
8. Population cap	\$750,125.00
9. Adjusted subtotal (<i>lesser of Line 7 or Line 8</i>)	\$672.30
10. Adjacent site incentive payment	\$0.00
11. Baseload incentive payment	\$0.00
12. Co-generation incentive payment	\$0.00
13. Alternative energy incentive payment	\$0.00
14. Total incentive payments (<i>sum of Lines 10 through 13</i>)	\$0.00
15. Spent nuclear fuel payment	\$0.00
16. Total Utility Aid – this is the utility aid payment listed on the front of the estimate (<i>sum of Lines 9, 14 and 15</i>)	\$672.30

Supplemental County and Municipal Aid

- Under state law, supplemental county and municipal aid paid to each county and municipality is determined by 2023 Wisconsin Act 12 (sec. 79.037, Wis. Stats.)
- For detailed information, review [county and municipal aid spreadsheet](#)

Supplemental County and Municipal Aid Calculation	
1. Prior year supplemental county and municipal aid	\$59,373.76
2. Increase due to sales tax revenue including adjustments (<i>district changes</i>)	\$1,365.60
3. Total Supplemental County and Municipal Aid (<i>sum of Lines 1 and 2</i>)	\$60,739.36

Expenditure Restraint Incentive Program

- Only municipalities are eligible to receive Expenditure Restraint Incentive Program (ERIP) payments
- Under state law, in 2025, each municipality will receive a payment that is equal to the amount of the payment received by the municipality in 2024 (sec. 79.05(4), Wis. Stats., from 2023 WI Act 12 – notwithstanding subs. (2) and (3))

Contact Information

If you have questions, contact us at lgs@wisconsin.gov, (608) 266-8618 or (608) 261-5167.



State of Wisconsin • DEPARTMENT OF REVENUE

DIVISION OF STATE AND LOCAL FINANCE • BUREAU OF LOCAL GOVERNMENT SERVICES • 2135 RIMROCK RD MADISON, WI 53713

Mailing Address:
PO Box 8971 #6-97
Madison WI 53708-8971
Fax: (608) 264-6887
lgs@wisconsin.gov

September 13, 2024

DEBBIE SWANSON
TOWN OF FARMINGTON
304 STATE RD 35
OSCEOLA WI 54020-4109

Notice of Shared Revenue – 2025 Original Estimate

Notice Information

The Wisconsin Department of Revenue (DOR) is providing the **estimated** shared revenue amounts your local government will receive in 2025 under current state law for county and municipal aid, supplemental county and municipal aid, utility aid and the expenditure restraint incentive program. This does not include adjustments, shown on the July and November payment notices.

District	TOWN OF FARMINGTON	County	POLK	Co-muni code	48-022
-----------------	--------------------	---------------	------	---------------------	--------

Estimate Information

For an explanation of each aid payment listed below, review the additional information in this notice.

2025 Original Estimate	
1. County and municipal aid	\$25,802.48
2. Utility aid	\$1,483.46
3. Supplemental county and municipal aid	\$64,342.90
4. Expenditure restraint incentive program	\$0.00
5. Total Estimated 2025 Payments (sum of Lines 1-4)	\$91,628.84

Payment Information

Your local government will receive two distributions in 2025 :

- July 28, 2025: 15% of Line 1, 2, and 3 and 100% of Line 4 (*shown above*)
- November 17, 2025: balance of your 2025 aid payments

County and Municipal Aid

Under state law, the county and municipal aid paid to each county and municipality must be equal to the amount determined in 2012 (sec. 79.036, Wis. Stats.) and adjusted for fallen protective services insurance reimbursement (sec. 79.036(4), Wis. Stats.).

County and Municipal Aid Calculation	
1. Prior year county and municipal aid	\$25,224.18
2. Increase due to sales tax revenue, including adjustments (<i>district changes</i>)	\$580.16
3. Fallen protective services insurance adjustment	-\$1.86
4. Fallen protective services insurance reimbursement (<i>reported to DOR</i>)	\$0.00
5. Total County and Municipal Aid (sum of Lines 1-4)	\$25,802.48

Utility Aid

- Under state law, utility aid is distributed to each county and municipality where tax-exempt utility property is located (sec. 79.04, Wis. Stats.)
- Utility companies report utility property information to DOR annually
- DOR uses the provided information to accurately calculate utility aid (*shown below*)

Utility Aid Calculation	
1. Net book value, <i>as of December 31, 2024 (including expected additions/retirements)</i>	\$494,487.00
2. Total net book value payment	\$1,483.46
3. Minimum payment	\$0.00
4. Megawatt capacity	0.0
5. Megawatt capacity payment	\$0.00
6. Closed/decommissioned production plant (phased down) payment	\$0.00
7. Subtotal (<i>sum of Lines 2, 3, 5 and 6</i>)	\$1,483.46
8. Population cap	\$865,725.00
9. Adjusted subtotal (<i>lesser of Line 7 or Line 8</i>)	\$1,483.46
10. Adjacent site incentive payment	\$0.00
11. Baseload incentive payment	\$0.00
12. Co-generation incentive payment	\$0.00
13. Alternative energy incentive payment	\$0.00
14. Total incentive payments (<i>sum of Lines 10 through 13</i>)	\$0.00
15. Spent nuclear fuel payment	\$0.00
16. Total Utility Aid – this is the utility aid payment listed on the front of the estimate (<i>sum of Lines 9, 14 and 15</i>)	\$1,483.46

Supplemental County and Municipal Aid

- Under state law, supplemental county and municipal aid paid to each county and municipality is determined by 2023 Wisconsin Act 12 (sec. 79.037, Wis. Stats.)
- For detailed information, review [county and municipal aid spreadsheet](#)

Supplemental County and Municipal Aid Calculation	
1. Prior year supplemental county and municipal aid	\$62,896.29
2. Increase due to sales tax revenue including adjustments (<i>district changes</i>)	\$1,446.61
3. Total Supplemental County and Municipal Aid (<i>sum of Lines 1 and 2</i>)	\$64,342.90

Expenditure Restraint Incentive Program

- Only municipalities are eligible to receive Expenditure Restraint Incentive Program (ERIP) payments
- Under state law, in 2025, each municipality will receive a payment that is equal to the amount of the payment received by the municipality in 2024 (sec. 79.05(4), Wis. Stats., from 2023 WI Act 12 – notwithstanding subs. (2) and (3))

Contact Information

If you have questions, contact us at lgs@wisconsin.gov, (608) 266-8618 or (608) 261-5167.



State of Wisconsin • DEPARTMENT OF REVENUE

DIVISION OF STATE AND LOCAL FINANCE • BUREAU OF LOCAL GOVERNMENT SERVICES • 2135 RIMROCK RD MADISON, WI 53713

Mailing Address:
PO Box 8971 #6-97
Madison WI 53708-8971
Fax: (608) 264-6887
lgs@wisconsin.gov

September 13, 2024

SUE KNUTSON
TOWN OF GARFIELD
690 MINNEAPOLIS ST
AMERY WI 54001-4720

Notice of Shared Revenue – 2025 Original Estimate

Notice Information

The Wisconsin Department of Revenue (DOR) is providing the **estimated** shared revenue amounts your local government will receive in 2025 under current state law for county and municipal aid, supplemental county and municipal aid, utility aid and the expenditure restraint incentive program. This does not include adjustments, shown on the July and November payment notices.

District	TOWN OF GARFIELD	County	POLK	Co-muni code	48-024
-----------------	------------------	---------------	------	---------------------	--------

Estimate Information

For an explanation of each aid payment listed below, review the additional information in this notice.

2025 Original Estimate	
1. County and municipal aid	\$15,748.46
2. Utility aid	\$655.83
3. Supplemental county and municipal aid	\$60,928.13
4. Expenditure restraint incentive program	\$0.00
5. Total Estimated 2025 Payments (sum of Lines 1-4)	\$77,332.42

Payment Information

Your local government will receive two distributions in 2025 :

- July 28, 2025: 15% of Line 1, 2, and 3 and 100% of Line 4 (*shown above*)
- November 17, 2025: balance of your 2025 aid payments

County and Municipal Aid

Under state law, the county and municipal aid paid to each county and municipality must be equal to the amount determined in 2012 (sec. 79.036, Wis. Stats.) and adjusted for fallen protective services insurance reimbursement (sec. 79.036(4), Wis. Stats.).

County and Municipal Aid Calculation	
1. Prior year county and municipal aid	\$15,395.50
2. Increase due to sales tax revenue, including adjustments (<i>district changes</i>)	\$354.10
3. Fallen protective services insurance adjustment	-\$1.14
4. Fallen protective services insurance reimbursement (<i>reported to DOR</i>)	\$0.00
5. Total County and Municipal Aid (sum of Lines 1-4)	\$15,748.46

Utility Aid

- Under state law, utility aid is distributed to each county and municipality where tax-exempt utility property is located (sec. 79.04, Wis. Stats.)
- Utility companies report utility property information to DOR annually
- DOR uses the provided information to accurately calculate utility aid (*shown below*)

Utility Aid Calculation	
1. Net book value, <i>as of December 31, 2024 (including expected additions/retirements)</i>	\$218,611.00
2. Total net book value payment	\$655.83
3. Minimum payment	\$0.00
4. Megawatt capacity	0.0
5. Megawatt capacity payment	\$0.00
6. Closed/decommissioned production plant (phased down) payment	\$0.00
7. Subtotal (<i>sum of Lines 2, 3, 5 and 6</i>)	\$655.83
8. Population cap	\$757,775.00
9. Adjusted subtotal (<i>lesser of Line 7 or Line 8</i>)	\$655.83
10. Adjacent site incentive payment	\$0.00
11. Baseload incentive payment	\$0.00
12. Co-generation incentive payment	\$0.00
13. Alternative energy incentive payment	\$0.00
14. Total incentive payments (<i>sum of Lines 10 through 13</i>)	\$0.00
15. Spent nuclear fuel payment	\$0.00
16. Total Utility Aid – this is the utility aid payment listed on the front of the estimate (<i>sum of Lines 9, 14 and 15</i>)	\$655.83

Supplemental County and Municipal Aid

- Under state law, supplemental county and municipal aid paid to each county and municipality is determined by 2023 Wisconsin Act 12 (sec. 79.037, Wis. Stats.)
- For detailed information, review [county and municipal aid spreadsheet](#)

Supplemental County and Municipal Aid Calculation	
1. Prior year supplemental county and municipal aid	\$59,558.29
2. Increase due to sales tax revenue including adjustments (<i>district changes</i>)	\$1,369.84
3. Total Supplemental County and Municipal Aid (<i>sum of Lines 1 and 2</i>)	\$60,928.13

Expenditure Restraint Incentive Program

- Only municipalities are eligible to receive Expenditure Restraint Incentive Program (ERIP) payments
- Under state law, in 2025, each municipality will receive a payment that is equal to the amount of the payment received by the municipality in 2024 (sec. 79.05(4), Wis. Stats., from 2023 WI Act 12 – notwithstanding subs. (2) and (3))

Contact Information

If you have questions, contact us at lgs@wisconsin.gov, (608) 266-8618 or (608) 261-5167.



State of Wisconsin • DEPARTMENT OF REVENUE

DIVISION OF STATE AND LOCAL FINANCE • BUREAU OF LOCAL GOVERNMENT SERVICES • 2135 RIMROCK RD MADISON, WI 53713

Mailing Address:
PO Box 8971 #6-97
Madison WI 53708-8971
Fax: (608) 264-6887
lgs@wisconsin.gov

September 13, 2024

CHERYL TRUE
TOWN OF GEORGETOWN
1847 100TH STREET
BALSAM LAKE WI 54810

Notice of Shared Revenue – 2025 Original Estimate

Notice Information

The Wisconsin Department of Revenue (DOR) is providing the **estimated** shared revenue amounts your local government will receive in 2025 under current state law for county and municipal aid, supplemental county and municipal aid, utility aid and the expenditure restraint incentive program. This does not include adjustments, shown on the July and November payment notices.

District	TOWN OF GEORGETOWN	County	POLK	Co-muni code	48-026
-----------------	--------------------	---------------	------	---------------------	--------

Estimate Information

For an explanation of each aid payment listed below, review the additional information in this notice.

2025 Original Estimate	
1. County and municipal aid	\$9,299.12
2. Utility aid	\$703.01
3. Supplemental county and municipal aid	\$48,686.29
4. Expenditure restraint incentive program	\$0.00
5. Total Estimated 2025 Payments (sum of Lines 1-4)	\$58,688.42

Payment Information

Your local government will receive two distributions in 2025 :

- July 28, 2025: 15% of Line 1, 2, and 3 and 100% of Line 4 (*shown above*)
- November 17, 2025: balance of your 2025 aid payments

County and Municipal Aid

Under state law, the county and municipal aid paid to each county and municipality must be equal to the amount determined in 2012 (sec. 79.036, Wis. Stats.) and adjusted for fallen protective services insurance reimbursement (sec. 79.036(4), Wis. Stats.).

County and Municipal Aid Calculation	
1. Prior year county and municipal aid	\$9,090.70
2. Increase due to sales tax revenue, including adjustments (<i>district changes</i>)	\$209.09
3. Fallen protective services insurance adjustment	-\$0.67
4. Fallen protective services insurance reimbursement (<i>reported to DOR</i>)	\$0.00
5. Total County and Municipal Aid (sum of Lines 1-4)	\$9,299.12

Utility Aid

- Under state law, utility aid is distributed to each county and municipality where tax-exempt utility property is located (sec. 79.04, Wis. Stats.)
- Utility companies report utility property information to DOR annually
- DOR uses the provided information to accurately calculate utility aid (*shown below*)

Utility Aid Calculation	
1. Net book value, <i>as of December 31, 2024 (including expected additions/retirements)</i>	\$234,335.00
2. Total net book value payment	\$703.01
3. Minimum payment	\$0.00
4. Megawatt capacity	0.0
5. Megawatt capacity payment	\$0.00
6. Closed/decommissioned production plant (phased down) payment	\$0.00
7. Subtotal (<i>sum of Lines 2, 3, 5 and 6</i>)	\$703.01
8. Population cap	\$446,250.00
9. Adjusted subtotal (<i>lesser of Line 7 or Line 8</i>)	\$703.01
10. Adjacent site incentive payment	\$0.00
11. Baseload incentive payment	\$0.00
12. Co-generation incentive payment	\$0.00
13. Alternative energy incentive payment	\$0.00
14. Total incentive payments (<i>sum of Lines 10 through 13</i>)	\$0.00
15. Spent nuclear fuel payment	\$0.00
16. Total Utility Aid – this is the utility aid payment listed on the front of the estimate (<i>sum of Lines 9, 14 and 15</i>)	\$703.01

Supplemental County and Municipal Aid

- Under state law, supplemental county and municipal aid paid to each county and municipality is determined by 2023 Wisconsin Act 12 (sec. 79.037, Wis. Stats.)
- For detailed information, review [county and municipal aid spreadsheet](#)

Supplemental County and Municipal Aid Calculation	
1. Prior year supplemental county and municipal aid	\$47,591.68
2. Increase due to sales tax revenue including adjustments (<i>district changes</i>)	\$1,094.61
3. Total Supplemental County and Municipal Aid (<i>sum of Lines 1 and 2</i>)	\$48,686.29

Expenditure Restraint Incentive Program

- Only municipalities are eligible to receive Expenditure Restraint Incentive Program (ERIP) payments
- Under state law, in 2025, each municipality will receive a payment that is equal to the amount of the payment received by the municipality in 2024 (sec. 79.05(4), Wis. Stats., from 2023 WI Act 12 – notwithstanding subs. (2) and (3))

Contact Information

If you have questions, contact us at lgs@wisconsin.gov, (608) 266-8618 or (608) 261-5167.



State of Wisconsin • DEPARTMENT OF REVENUE

DIVISION OF STATE AND LOCAL FINANCE • BUREAU OF LOCAL GOVERNMENT SERVICES • 2135 RIMROCK RD MADISON, WI 53713

Mailing Address:
PO Box 8971 #6-97
Madison WI 53708-8971
Fax: (608) 264-6887
lgs@wisconsin.gov

September 13, 2024

DEANNE MORAVITZ
TOWN OF JOHNSTOWN
1925 LONG LAKE LN
COMSTOCK WI 54826-6507

Notice of Shared Revenue – 2025 Original Estimate

Notice Information

The Wisconsin Department of Revenue (DOR) is providing the **estimated** shared revenue amounts your local government will receive in 2025 under current state law for county and municipal aid, supplemental county and municipal aid, utility aid and the expenditure restraint incentive program. This does not include adjustments, shown on the July and November payment notices.

District	TOWN OF JOHNSTOWN	County	POLK	Co-muni code	48-028
-----------------	-------------------	---------------	------	---------------------	--------

Estimate Information

For an explanation of each aid payment listed below, review the additional information in this notice.

2025 Original Estimate	
1. County and municipal aid	\$6,083.70
2. Utility aid	\$0.00
3. Supplemental county and municipal aid	\$39,304.35
4. Expenditure restraint incentive program	\$0.00
5. Total Estimated 2025 Payments (sum of Lines 1-4)	\$45,388.05

Payment Information

Your local government will receive two distributions in 2025 :

- July 28, 2025: 15% of Line 1, 2, and 3 and 100% of Line 4 (*shown above*)
- November 17, 2025: balance of your 2025 aid payments

County and Municipal Aid

Under state law, the county and municipal aid paid to each county and municipality must be equal to the amount determined in 2012 (sec. 79.036, Wis. Stats.) and adjusted for fallen protective services insurance reimbursement (sec. 79.036(4), Wis. Stats.).

County and Municipal Aid Calculation	
1. Prior year county and municipal aid	\$5,947.35
2. Increase due to sales tax revenue, including adjustments (<i>district changes</i>)	\$136.79
3. Fallen protective services insurance adjustment	-\$0.44
4. Fallen protective services insurance reimbursement (<i>reported to DOR</i>)	\$0.00
5. Total County and Municipal Aid (sum of Lines 1-4)	\$6,083.70

Utility Aid

- Under state law, utility aid is distributed to each county and municipality where tax-exempt utility property is located (sec. 79.04, Wis. Stats.)
- Utility companies report utility property information to DOR annually
- DOR uses the provided information to accurately calculate utility aid (*shown below*)

Utility Aid Calculation	
1. Net book value, <i>as of December 31, 2024 (including expected additions/retirements)</i>	\$0.00
2. Total net book value payment	\$0.00
3. Minimum payment	\$0.00
4. Megawatt capacity	0.0
5. Megawatt capacity payment	\$0.00
6. Closed/decommissioned production plant (phased down) payment	\$0.00
7. Subtotal (<i>sum of Lines 2, 3, 5 and 6</i>)	\$0.00
8. Population cap	\$213,775.00
9. Adjusted subtotal (<i>lesser of Line 7 or Line 8</i>)	\$0.00
10. Adjacent site incentive payment	\$0.00
11. Baseload incentive payment	\$0.00
12. Co-generation incentive payment	\$0.00
13. Alternative energy incentive payment	\$0.00
14. Total incentive payments (<i>sum of Lines 10 through 13</i>)	\$0.00
15. Spent nuclear fuel payment	\$0.00
16. Total Utility Aid – this is the utility aid payment listed on the front of the estimate (<i>sum of Lines 9, 14 and 15</i>)	\$0.00

Supplemental County and Municipal Aid

- Under state law, supplemental county and municipal aid paid to each county and municipality is determined by 2023 Wisconsin Act 12 (sec. 79.037, Wis. Stats.)
- For detailed information, review [county and municipal aid spreadsheet](#)

Supplemental County and Municipal Aid Calculation	
1. Prior year supplemental county and municipal aid	\$38,420.67
2. Increase due to sales tax revenue including adjustments (<i>district changes</i>)	\$883.68
3. Total Supplemental County and Municipal Aid (<i>sum of Lines 1 and 2</i>)	\$39,304.35

Expenditure Restraint Incentive Program

- Only municipalities are eligible to receive Expenditure Restraint Incentive Program (ERIP) payments
- Under state law, in 2025, each municipality will receive a payment that is equal to the amount of the payment received by the municipality in 2024 (sec. 79.05(4), Wis. Stats., from 2023 WI Act 12 – notwithstanding subs. (2) and (3))

Contact Information

If you have questions, contact us at lgs@wisconsin.gov, (608) 266-8618 or (608) 261-5167.



State of Wisconsin • DEPARTMENT OF REVENUE

DIVISION OF STATE AND LOCAL FINANCE • BUREAU OF LOCAL GOVERNMENT SERVICES • 2135 RIMROCK RD MADISON, WI 53713

Mailing Address:
PO Box 8971 #6-97
Madison WI 53708-8971
Fax: (608) 264-6887
lgs@wisconsin.gov

September 13, 2024

DEBBIE TRETSEVEN
TOWN OF LAKETOWN
PO BOX 455
LUCK WI 54853-0455

Notice of Shared Revenue – 2025 Original Estimate

Notice Information

The Wisconsin Department of Revenue (DOR) is providing the **estimated** shared revenue amounts your local government will receive in 2025 under current state law for county and municipal aid, supplemental county and municipal aid, utility aid and the expenditure restraint incentive program. This does not include adjustments, shown on the July and November payment notices.

District	TOWN OF LAKETOWN	County	POLK	Co-muni code	48-030
-----------------	------------------	---------------	------	---------------------	--------

Estimate Information

For an explanation of each aid payment listed below, review the additional information in this notice.

2025 Original Estimate	
1. County and municipal aid	\$47,238.26
2. Utility aid	\$526.93
3. Supplemental county and municipal aid	\$48,342.74
4. Expenditure restraint incentive program	\$0.00
5. Total Estimated 2025 Payments (sum of Lines 1-4)	\$96,107.93

Payment Information

Your local government will receive two distributions in 2025 :

- July 28, 2025: 15% of Line 1, 2, and 3 and 100% of Line 4 (*shown above*)
- November 17, 2025: balance of your 2025 aid payments

County and Municipal Aid

Under state law, the county and municipal aid paid to each county and municipality must be equal to the amount determined in 2012 (sec. 79.036, Wis. Stats.) and adjusted for fallen protective services insurance reimbursement (sec. 79.036(4), Wis. Stats.).

County and Municipal Aid Calculation	
1. Prior year county and municipal aid	\$46,179.54
2. Increase due to sales tax revenue, including adjustments (<i>district changes</i>)	\$1,062.13
3. Fallen protective services insurance adjustment	-\$3.41
4. Fallen protective services insurance reimbursement (<i>reported to DOR</i>)	\$0.00
5. Total County and Municipal Aid (sum of Lines 1-4)	\$47,238.26

Utility Aid

- Under state law, utility aid is distributed to each county and municipality where tax-exempt utility property is located (sec. 79.04, Wis. Stats.)
- Utility companies report utility property information to DOR annually
- DOR uses the provided information to accurately calculate utility aid (*shown below*)

Utility Aid Calculation	
1. Net book value, <i>as of December 31, 2024 (including expected additions/retirements)</i>	\$175,642.00
2. Total net book value payment	\$526.93
3. Minimum payment	\$0.00
4. Megawatt capacity	0.0
5. Megawatt capacity payment	\$0.00
6. Closed/decommissioned production plant (phased down) payment	\$0.00
7. Subtotal (<i>sum of Lines 2, 3, 5 and 6</i>)	\$526.93
8. Population cap	\$439,025.00
9. Adjusted subtotal (<i>lesser of Line 7 or Line 8</i>)	\$526.93
10. Adjacent site incentive payment	\$0.00
11. Baseload incentive payment	\$0.00
12. Co-generation incentive payment	\$0.00
13. Alternative energy incentive payment	\$0.00
14. Total incentive payments (<i>sum of Lines 10 through 13</i>)	\$0.00
15. Spent nuclear fuel payment	\$0.00
16. Total Utility Aid – this is the utility aid payment listed on the front of the estimate <i>(sum of Lines 9, 14 and 15)</i>	\$526.93

Supplemental County and Municipal Aid

- Under state law, supplemental county and municipal aid paid to each county and municipality is determined by 2023 Wisconsin Act 12 (sec. 79.037, Wis. Stats.)
- For detailed information, review [county and municipal aid spreadsheet](#)

Supplemental County and Municipal Aid Calculation	
1. Prior year supplemental county and municipal aid	\$47,255.86
2. Increase due to sales tax revenue including adjustments (<i>district changes</i>)	\$1,086.88
3. Total Supplemental County and Municipal Aid (<i>sum of Lines 1 and 2</i>)	\$48,342.74

Expenditure Restraint Incentive Program

- Only municipalities are eligible to receive Expenditure Restraint Incentive Program (ERIP) payments
- Under state law, in 2025, each municipality will receive a payment that is equal to the amount of the payment received by the municipality in 2024 (sec. 79.05(4), Wis. Stats., from 2023 WI Act 12 – notwithstanding subs. (2) and (3))

Contact Information

If you have questions, contact us at lgs@wisconsin.gov, (608) 266-8618 or (608) 261-5167.



State of Wisconsin • DEPARTMENT OF REVENUE

DIVISION OF STATE AND LOCAL FINANCE • BUREAU OF LOCAL GOVERNMENT SERVICES • 2135 RIMROCK RD MADISON, WI 53713

Mailing Address:
PO Box 8971 #6-97
Madison WI 53708-8971
Fax: (608) 264-6887
lgs@wisconsin.gov

September 13, 2024

STEPHANIE MARCINIAK
TOWN OF LINCOLN
661 85TH ST
AMERY WI 54001

Notice of Shared Revenue – 2025 Original Estimate

Notice Information

The Wisconsin Department of Revenue (DOR) is providing the **estimated** shared revenue amounts your local government will receive in 2025 under current state law for county and municipal aid, supplemental county and municipal aid, utility aid and the expenditure restraint incentive program. This does not include adjustments, shown on the July and November payment notices.

District	TOWN OF LINCOLN	County	POLK	Co-muni code	48-032
-----------------	-----------------	---------------	------	---------------------	--------

Estimate Information

For an explanation of each aid payment listed below, review the additional information in this notice.

2025 Original Estimate	
1. County and municipal aid	\$24,430.74
2. Utility aid	\$32,885.10
3. Supplemental county and municipal aid	\$66,967.76
4. Expenditure restraint incentive program	\$0.00
5. Total Estimated 2025 Payments (sum of Lines 1-4)	\$124,283.60

Payment Information

Your local government will receive two distributions in 2025 :

- July 28, 2025: 15% of Line 1, 2, and 3 and 100% of Line 4 (*shown above*)
- November 17, 2025: balance of your 2025 aid payments

County and Municipal Aid

Under state law, the county and municipal aid paid to each county and municipality must be equal to the amount determined in 2012 (sec. 79.036, Wis. Stats.) and adjusted for fallen protective services insurance reimbursement (sec. 79.036(4), Wis. Stats.).

County and Municipal Aid Calculation	
1. Prior year county and municipal aid	\$23,883.20
2. Increase due to sales tax revenue, including adjustments (<i>district changes</i>)	\$549.31
3. Fallen protective services insurance adjustment	-\$1.77
4. Fallen protective services insurance reimbursement (<i>reported to DOR</i>)	\$0.00
5. Total County and Municipal Aid (sum of Lines 1-4)	\$24,430.74

Utility Aid

- Under state law, utility aid is distributed to each county and municipality where tax-exempt utility property is located (sec. 79.04, Wis. Stats.)
- Utility companies report utility property information to DOR annually
- DOR uses the provided information to accurately calculate utility aid (*shown below*)

Utility Aid Calculation	
1. Net book value, <i>as of December 31, 2024 (including expected additions/retirements)</i>	\$10,961,699.00
2. Total net book value payment	\$32,885.10
3. Minimum payment	\$0.00
4. Megawatt capacity	0.0
5. Megawatt capacity payment	\$0.00
6. Closed/decommissioned production plant (phased down) payment	\$0.00
7. Subtotal (<i>sum of Lines 2, 3, 5 and 6</i>)	\$32,885.10
8. Population cap	\$901,000.00
9. Adjusted subtotal (<i>lesser of Line 7 or Line 8</i>)	\$32,885.10
10. Adjacent site incentive payment	\$0.00
11. Baseload incentive payment	\$0.00
12. Co-generation incentive payment	\$0.00
13. Alternative energy incentive payment	\$0.00
14. Total incentive payments (<i>sum of Lines 10 through 13</i>)	\$0.00
15. Spent nuclear fuel payment	\$0.00
16. Total Utility Aid – this is the utility aid payment listed on the front of the estimate (<i>sum of Lines 9, 14 and 15</i>)	\$32,885.10

Supplemental County and Municipal Aid

- Under state law, supplemental county and municipal aid paid to each county and municipality is determined by 2023 Wisconsin Act 12 (sec. 79.037, Wis. Stats.)
- For detailed information, review [county and municipal aid spreadsheet](#)

Supplemental County and Municipal Aid Calculation	
1. Prior year supplemental county and municipal aid	\$65,462.13
2. Increase due to sales tax revenue including adjustments (<i>district changes</i>)	\$1,505.63
3. Total Supplemental County and Municipal Aid (<i>sum of Lines 1 and 2</i>)	\$66,967.76

Expenditure Restraint Incentive Program

- Only municipalities are eligible to receive Expenditure Restraint Incentive Program (ERIP) payments
- Under state law, in 2025, each municipality will receive a payment that is equal to the amount of the payment received by the municipality in 2024 (sec. 79.05(4), Wis. Stats., from 2023 WI Act 12 – notwithstanding subs. (2) and (3))

Contact Information

If you have questions, contact us at lgs@wisconsin.gov, (608) 266-8618 or (608) 261-5167.



State of Wisconsin • DEPARTMENT OF REVENUE

DIVISION OF STATE AND LOCAL FINANCE • BUREAU OF LOCAL GOVERNMENT SERVICES • 2135 RIMROCK RD MADISON, WI 53713

Mailing Address:
PO Box 8971 #6-97
Madison WI 53708-8971
Fax: (608) 264-6887
lgs@wisconsin.gov

September 13, 2024

SUSAN HUGHES
TOWN OF LORAIN
3340 15TH ST
FREDERIC WI 54837-5620

Notice of Shared Revenue – 2025 Original Estimate

Notice Information

The Wisconsin Department of Revenue (DOR) is providing the **estimated** shared revenue amounts your local government will receive in 2025 under current state law for county and municipal aid, supplemental county and municipal aid, utility aid and the expenditure restraint incentive program. This does not include adjustments, shown on the July and November payment notices.

District	TOWN OF LORAIN	County	POLK	Co-muni code	48-034
-----------------	----------------	---------------	------	---------------------	--------

Estimate Information

For an explanation of each aid payment listed below, review the additional information in this notice.

2025 Original Estimate	
1. County and municipal aid	\$20,474.15
2. Utility aid	\$26.66
3. Supplemental county and municipal aid	\$36,038.07
4. Expenditure restraint incentive program	\$0.00
5. Total Estimated 2025 Payments (sum of Lines 1-4)	\$56,538.88

Payment Information

Your local government will receive two distributions in 2025 :

- July 28, 2025: 15% of Line 1, 2, and 3 and 100% of Line 4 (*shown above*)
- November 17, 2025: balance of your 2025 aid payments

County and Municipal Aid

Under state law, the county and municipal aid paid to each county and municipality must be equal to the amount determined in 2012 (sec. 79.036, Wis. Stats.) and adjusted for fallen protective services insurance reimbursement (sec. 79.036(4), Wis. Stats.).

County and Municipal Aid Calculation	
1. Prior year county and municipal aid	\$20,015.28
2. Increase due to sales tax revenue, including adjustments (<i>district changes</i>)	\$460.35
3. Fallen protective services insurance adjustment	-\$1.48
4. Fallen protective services insurance reimbursement (<i>reported to DOR</i>)	\$0.00
5. Total County and Municipal Aid (sum of Lines 1-4)	\$20,474.15

Utility Aid

- Under state law, utility aid is distributed to each county and municipality where tax-exempt utility property is located (sec. 79.04, Wis. Stats.)
- Utility companies report utility property information to DOR annually
- DOR uses the provided information to accurately calculate utility aid (*shown below*)

Utility Aid Calculation	
1. Net book value, as of December 31, 2024 (including expected additions/retirements)	\$8,885.00
2. Total net book value payment	\$26.66
3. Minimum payment	\$0.00
4. Megawatt capacity	0.0
5. Megawatt capacity payment	\$0.00
6. Closed/decommissioned production plant (phased down) payment	\$0.00
7. Subtotal (sum of Lines 2, 3, 5 and 6)	\$26.66
8. Population cap	\$131,325.00
9. Adjusted subtotal (lesser of Line 7 or Line 8)	\$26.66
10. Adjacent site incentive payment	\$0.00
11. Baseload incentive payment	\$0.00
12. Co-generation incentive payment	\$0.00
13. Alternative energy incentive payment	\$0.00
14. Total incentive payments (sum of Lines 10 through 13)	\$0.00
15. Spent nuclear fuel payment	\$0.00
16. Total Utility Aid – this is the utility aid payment listed on the front of the estimate (sum of Lines 9, 14 and 15)	\$26.66

Supplemental County and Municipal Aid

- Under state law, supplemental county and municipal aid paid to each county and municipality is determined by 2023 Wisconsin Act 12 (sec. 79.037, Wis. Stats.)
- For detailed information, review [county and municipal aid spreadsheet](#)

Supplemental County and Municipal Aid Calculation	
1. Prior year supplemental county and municipal aid	\$35,227.83
2. Increase due to sales tax revenue including adjustments (district changes)	\$810.24
3. Total Supplemental County and Municipal Aid (sum of Lines 1 and 2)	\$36,038.07

Expenditure Restraint Incentive Program

- Only municipalities are eligible to receive Expenditure Restraint Incentive Program (ERIP) payments
- Under state law, in 2025, each municipality will receive a payment that is equal to the amount of the payment received by the municipality in 2024 (sec. 79.05(4), Wis. Stats., from 2023 WI Act 12 – notwithstanding subs. (2) and (3))

Contact Information

If you have questions, contact us at lgs@wisconsin.gov, (608) 266-8618 or (608) 261-5167.



State of Wisconsin • DEPARTMENT OF REVENUE

DIVISION OF STATE AND LOCAL FINANCE • BUREAU OF LOCAL GOVERNMENT SERVICES • 2135 RIMROCK RD MADISON, WI 53713

Mailing Address:
PO Box 8971 #6-97
Madison WI 53708-8971
Fax: (608) 264-6887
lgs@wisconsin.gov

September 13, 2024

PATSY GUSTAFSON
TOWN OF LUCK
PO BOX 430
135 1ST AVE
LUCK WI 54853

Notice of Shared Revenue – 2025 Original Estimate

Notice Information

The Wisconsin Department of Revenue (DOR) is providing the **estimated** shared revenue amounts your local government will receive in 2025 under current state law for county and municipal aid, supplemental county and municipal aid, utility aid and the expenditure restraint incentive program. This does not include adjustments, shown on the July and November payment notices.

District	TOWN OF LUCK	County	POLK	Co-muni code	48-036
-----------------	--------------	---------------	------	---------------------	--------

Estimate Information

For an explanation of each aid payment listed below, review the additional information in this notice.

2025 Original Estimate	
1. County and municipal aid	\$58,601.73
2. Utility aid	\$819.23
3. Supplemental county and municipal aid	\$47,535.37
4. Expenditure restraint incentive program	\$0.00
5. Total Estimated 2025 Payments (sum of Lines 1-4)	\$106,956.33

Payment Information

Your local government will receive two distributions in 2025 :

- July 28, 2025: 15% of Line 1, 2, and 3 and 100% of Line 4 (*shown above*)
- November 17, 2025: balance of your 2025 aid payments

County and Municipal Aid

Under state law, the county and municipal aid paid to each county and municipality must be equal to the amount determined in 2012 (sec. 79.036, Wis. Stats.) and adjusted for fallen protective services insurance reimbursement (sec. 79.036(4), Wis. Stats.).

County and Municipal Aid Calculation	
1. Prior year county and municipal aid	\$57,288.33
2. Increase due to sales tax revenue, including adjustments (<i>district changes</i>)	\$1,317.63
3. Fallen protective services insurance adjustment	-\$4.23
4. Fallen protective services insurance reimbursement (<i>reported to DOR</i>)	\$0.00
5. Total County and Municipal Aid (sum of Lines 1-4)	\$58,601.73

Utility Aid

- Under state law, utility aid is distributed to each county and municipality where tax-exempt utility property is located (sec. 79.04, Wis. Stats.)
- Utility companies report utility property information to DOR annually
- DOR uses the provided information to accurately calculate utility aid (*shown below*)

Utility Aid Calculation	
1. Net book value, <i>as of December 31, 2024 (including expected additions/retirements)</i>	\$273,075.00
2. Total net book value payment	\$819.23
3. Minimum payment	\$0.00
4. Megawatt capacity	0.0
5. Megawatt capacity payment	\$0.00
6. Closed/decommissioned production plant (phased down) payment	\$0.00
7. Subtotal (<i>sum of Lines 2, 3, 5 and 6</i>)	\$819.23
8. Population cap	\$415,225.00
9. Adjusted subtotal (<i>lesser of Line 7 or Line 8</i>)	\$819.23
10. Adjacent site incentive payment	\$0.00
11. Baseload incentive payment	\$0.00
12. Co-generation incentive payment	\$0.00
13. Alternative energy incentive payment	\$0.00
14. Total incentive payments (<i>sum of Lines 10 through 13</i>)	\$0.00
15. Spent nuclear fuel payment	\$0.00
16. Total Utility Aid – this is the utility aid payment listed on the front of the estimate (<i>sum of Lines 9, 14 and 15</i>)	\$819.23

Supplemental County and Municipal Aid

- Under state law, supplemental county and municipal aid paid to each county and municipality is determined by 2023 Wisconsin Act 12 (sec. 79.037, Wis. Stats.)
- For detailed information, review [county and municipal aid spreadsheet](#)

Supplemental County and Municipal Aid Calculation	
1. Prior year supplemental county and municipal aid	\$46,466.64
2. Increase due to sales tax revenue including adjustments (<i>district changes</i>)	\$1,068.73
3. Total Supplemental County and Municipal Aid (<i>sum of Lines 1 and 2</i>)	\$47,535.37

Expenditure Restraint Incentive Program

- Only municipalities are eligible to receive Expenditure Restraint Incentive Program (ERIP) payments
- Under state law, in 2025, each municipality will receive a payment that is equal to the amount of the payment received by the municipality in 2024 (sec. 79.05(4), Wis. Stats., from 2023 WI Act 12 – notwithstanding subs. (2) and (3))

Contact Information

If you have questions, contact us at lgs@wisconsin.gov, (608) 266-8618 or (608) 261-5167.



State of Wisconsin • DEPARTMENT OF REVENUE

DIVISION OF STATE AND LOCAL FINANCE • BUREAU OF LOCAL GOVERNMENT SERVICES • 2135 RIMROCK RD MADISON, WI 53713

Mailing Address:
PO Box 8971 #6-97
Madison WI 53708-8971
Fax: (608) 264-6887
lgs@wisconsin.gov

September 13, 2024

ANNA WEAVER
TOWN OF MCKINLEY
125 260TH AVENUE
CUMBERLAND WI 54829-9468

Notice of Shared Revenue – 2025 Original Estimate

Notice Information

The Wisconsin Department of Revenue (DOR) is providing the **estimated** shared revenue amounts your local government will receive in 2025 under current state law for county and municipal aid, supplemental county and municipal aid, utility aid and the expenditure restraint incentive program. This does not include adjustments, shown on the July and November payment notices.

District	TOWN OF MCKINLEY	County	POLK	Co-muni code	48-038
-----------------	------------------	---------------	------	---------------------	--------

Estimate Information

For an explanation of each aid payment listed below, review the additional information in this notice.

2025 Original Estimate	
1. County and municipal aid	\$18,156.88
2. Utility aid	\$0.00
3. Supplemental county and municipal aid	\$36,588.23
4. Expenditure restraint incentive program	\$0.00
5. Total Estimated 2025 Payments (sum of Lines 1-4)	\$54,745.11

Payment Information

Your local government will receive two distributions in 2025 :

- July 28, 2025: 15% of Line 1, 2, and 3 and 100% of Line 4 (*shown above*)
- November 17, 2025: balance of your 2025 aid payments

County and Municipal Aid

Under state law, the county and municipal aid paid to each county and municipality must be equal to the amount determined in 2012 (sec. 79.036, Wis. Stats.) and adjusted for fallen protective services insurance reimbursement (sec. 79.036(4), Wis. Stats.).

County and Municipal Aid Calculation	
1. Prior year county and municipal aid	\$17,749.94
2. Increase due to sales tax revenue, including adjustments (<i>district changes</i>)	\$408.25
3. Fallen protective services insurance adjustment	-\$1.31
4. Fallen protective services insurance reimbursement (<i>reported to DOR</i>)	\$0.00
5. Total County and Municipal Aid (sum of Lines 1-4)	\$18,156.88

Utility Aid

- Under state law, utility aid is distributed to each county and municipality where tax-exempt utility property is located (sec. 79.04, Wis. Stats.)
- Utility companies report utility property information to DOR annually
- DOR uses the provided information to accurately calculate utility aid (*shown below*)

Utility Aid Calculation	
1. Net book value, <i>as of December 31, 2024 (including expected additions/retirements)</i>	\$0.00
2. Total net book value payment	\$0.00
3. Minimum payment	\$0.00
4. Megawatt capacity	0.0
5. Megawatt capacity payment	\$0.00
6. Closed/decommissioned production plant (phased down) payment	\$0.00
7. Subtotal (<i>sum of Lines 2, 3, 5 and 6</i>)	\$0.00
8. Population cap	\$146,625.00
9. Adjusted subtotal (<i>lesser of Line 7 or Line 8</i>)	\$0.00
10. Adjacent site incentive payment	\$0.00
11. Baseload incentive payment	\$0.00
12. Co-generation incentive payment	\$0.00
13. Alternative energy incentive payment	\$0.00
14. Total incentive payments (<i>sum of Lines 10 through 13</i>)	\$0.00
15. Spent nuclear fuel payment	\$0.00
16. Total Utility Aid – this is the utility aid payment listed on the front of the estimate (<i>sum of Lines 9, 14 and 15</i>)	\$0.00

Supplemental County and Municipal Aid

- Under state law, supplemental county and municipal aid paid to each county and municipality is determined by 2023 Wisconsin Act 12 (sec. 79.037, Wis. Stats.)
- For detailed information, review [county and municipal aid spreadsheet](#)

Supplemental County and Municipal Aid Calculation	
1. Prior year supplemental county and municipal aid	\$35,765.62
2. Increase due to sales tax revenue including adjustments (<i>district changes</i>)	\$822.61
3. Total Supplemental County and Municipal Aid (<i>sum of Lines 1 and 2</i>)	\$36,588.23

Expenditure Restraint Incentive Program

- Only municipalities are eligible to receive Expenditure Restraint Incentive Program (ERIP) payments
- Under state law, in 2025, each municipality will receive a payment that is equal to the amount of the payment received by the municipality in 2024 (sec. 79.05(4), Wis. Stats., from 2023 WI Act 12 – notwithstanding subs. (2) and (3))

Contact Information

If you have questions, contact us at lgs@wisconsin.gov, (608) 266-8618 or (608) 261-5167.



State of Wisconsin • DEPARTMENT OF REVENUE

DIVISION OF STATE AND LOCAL FINANCE • BUREAU OF LOCAL GOVERNMENT SERVICES • 2135 RIMROCK RD MADISON, WI 53713

Mailing Address:
PO Box 8971 #6-97
Madison WI 53708-8971
Fax: (608) 264-6887
lgs@wisconsin.gov

September 13, 2024

CHERYL KLOEHN
TOWN OF MILLTOWN
PO BOX 475
MILLTOWN WI 54858-0475

Notice of Shared Revenue – 2025 Original Estimate

Notice Information

The Wisconsin Department of Revenue (DOR) is providing the **estimated** shared revenue amounts your local government will receive in 2025 under current state law for county and municipal aid, supplemental county and municipal aid, utility aid and the expenditure restraint incentive program. This does not include adjustments, shown on the July and November payment notices.

District	TOWN OF MILLTOWN	County	POLK	Co-muni code	48-040
-----------------	------------------	---------------	------	---------------------	--------

Estimate Information

For an explanation of each aid payment listed below, review the additional information in this notice.

2025 Original Estimate	
1. County and municipal aid	\$13,071.07
2. Utility aid	\$54.41
3. Supplemental county and municipal aid	\$51,760.66
4. Expenditure restraint incentive program	\$0.00
5. Total Estimated 2025 Payments (sum of Lines 1-4)	\$64,886.14

Payment Information

Your local government will receive two distributions in 2025 :

- July 28, 2025: 15% of Line 1, 2, and 3 and 100% of Line 4 (*shown above*)
- November 17, 2025: balance of your 2025 aid payments

County and Municipal Aid

Under state law, the county and municipal aid paid to each county and municipality must be equal to the amount determined in 2012 (sec. 79.036, Wis. Stats.) and adjusted for fallen protective services insurance reimbursement (sec. 79.036(4), Wis. Stats.).

County and Municipal Aid Calculation	
1. Prior year county and municipal aid	\$12,778.11
2. Increase due to sales tax revenue, including adjustments (<i>district changes</i>)	\$293.90
3. Fallen protective services insurance adjustment	-\$0.94
4. Fallen protective services insurance reimbursement (<i>reported to DOR</i>)	\$0.00
5. Total County and Municipal Aid (sum of Lines 1-4)	\$13,071.07

Utility Aid

- Under state law, utility aid is distributed to each county and municipality where tax-exempt utility property is located (sec. 79.04, Wis. Stats.)
- Utility companies report utility property information to DOR annually
- DOR uses the provided information to accurately calculate utility aid (*shown below*)

Utility Aid Calculation	
1. Net book value, <i>as of December 31, 2024 (including expected additions/retirements)</i>	\$18,136.00
2. Total net book value payment	\$54.41
3. Minimum payment	\$0.00
4. Megawatt capacity	0.0
5. Megawatt capacity payment	\$0.00
6. Closed/decommissioned production plant (phased down) payment	\$0.00
7. Subtotal (<i>sum of Lines 2, 3, 5 and 6</i>)	\$54.41
8. Population cap	\$526,575.00
9. Adjusted subtotal (<i>lesser of Line 7 or Line 8</i>)	\$54.41
10. Adjacent site incentive payment	\$0.00
11. Baseload incentive payment	\$0.00
12. Co-generation incentive payment	\$0.00
13. Alternative energy incentive payment	\$0.00
14. Total incentive payments (<i>sum of Lines 10 through 13</i>)	\$0.00
15. Spent nuclear fuel payment	\$0.00
16. Total Utility Aid – this is the utility aid payment listed on the front of the estimate (<i>sum of Lines 9, 14 and 15</i>)	\$54.41

Supplemental County and Municipal Aid

- Under state law, supplemental county and municipal aid paid to each county and municipality is determined by 2023 Wisconsin Act 12 (sec. 79.037, Wis. Stats.)
- For detailed information, review [county and municipal aid spreadsheet](#)

Supplemental County and Municipal Aid Calculation	
1. Prior year supplemental county and municipal aid	\$50,596.93
2. Increase due to sales tax revenue including adjustments (<i>district changes</i>)	\$1,163.73
3. Total Supplemental County and Municipal Aid (<i>sum of Lines 1 and 2</i>)	\$51,760.66

Expenditure Restraint Incentive Program

- Only municipalities are eligible to receive Expenditure Restraint Incentive Program (ERIP) payments
- Under state law, in 2025, each municipality will receive a payment that is equal to the amount of the payment received by the municipality in 2024 (sec. 79.05(4), Wis. Stats., from 2023 WI Act 12 – notwithstanding subs. (2) and (3))

Contact Information

If you have questions, contact us at lgs@wisconsin.gov, (608) 266-8618 or (608) 261-5167.



State of Wisconsin • DEPARTMENT OF REVENUE

DIVISION OF STATE AND LOCAL FINANCE • BUREAU OF LOCAL GOVERNMENT SERVICES • 2135 RIMROCK RD MADISON, WI 53713

Mailing Address:
PO Box 8971 #6-97
Madison WI 53708-8971
Fax: (608) 264-6887
lgs@wisconsin.gov

September 13, 2024

DANI PRATT
TOWN OF OSCEOLA
PO BOX 216, 516 EAST AVE. N
DRESSER WI 54009

Notice of Shared Revenue – 2025 Original Estimate

Notice Information

The Wisconsin Department of Revenue (DOR) is providing the **estimated** shared revenue amounts your local government will receive in 2025 under current state law for county and municipal aid, supplemental county and municipal aid, utility aid and the expenditure restraint incentive program. This does not include adjustments, shown on the July and November payment notices.

District	TOWN OF OSCEOLA	County	POLK	Co-muni code	48-042
-----------------	-----------------	---------------	------	---------------------	--------

Estimate Information

For an explanation of each aid payment listed below, review the additional information in this notice.

2025 Original Estimate	
1. County and municipal aid	\$24,821.12
2. Utility aid	\$12,256.85
3. Supplemental county and municipal aid	\$83,648.64
4. Expenditure restraint incentive program	\$0.00
5. Total Estimated 2025 Payments (sum of Lines 1-4)	\$120,726.61

Payment Information

Your local government will receive two distributions in 2025 :

- July 28, 2025: 15% of Line 1, 2, and 3 and 100% of Line 4 (*shown above*)
- November 17, 2025: balance of your 2025 aid payments

County and Municipal Aid

Under state law, the county and municipal aid paid to each county and municipality must be equal to the amount determined in 2012 (sec. 79.036, Wis. Stats.) and adjusted for fallen protective services insurance reimbursement (sec. 79.036(4), Wis. Stats.).

County and Municipal Aid Calculation	
1. Prior year county and municipal aid	\$24,264.82
2. Increase due to sales tax revenue, including adjustments (<i>district changes</i>)	\$558.09
3. Fallen protective services insurance adjustment	-\$1.79
4. Fallen protective services insurance reimbursement (<i>reported to DOR</i>)	\$0.00
5. Total County and Municipal Aid (sum of Lines 1-4)	\$24,821.12

Utility Aid

- Under state law, utility aid is distributed to each county and municipality where tax-exempt utility property is located (sec. 79.04, Wis. Stats.)
- Utility companies report utility property information to DOR annually
- DOR uses the provided information to accurately calculate utility aid (*shown below*)

Utility Aid Calculation	
1. Net book value, <i>as of December 31, 2024 (including expected additions/retirements)</i>	\$4,085,617.00
2. Total net book value payment	\$12,256.85
3. Minimum payment	\$0.00
4. Megawatt capacity	0.0
5. Megawatt capacity payment	\$0.00
6. Closed/decommissioned production plant (phased down) payment	\$0.00
7. Subtotal (<i>sum of Lines 2, 3, 5 and 6</i>)	\$12,256.85
8. Population cap	\$1,294,550.00
9. Adjusted subtotal (<i>lesser of Line 7 or Line 8</i>)	\$12,256.85
10. Adjacent site incentive payment	\$0.00
11. Baseload incentive payment	\$0.00
12. Co-generation incentive payment	\$0.00
13. Alternative energy incentive payment	\$0.00
14. Total incentive payments (<i>sum of Lines 10 through 13</i>)	\$0.00
15. Spent nuclear fuel payment	\$0.00
16. Total Utility Aid – this is the utility aid payment listed on the front of the estimate (<i>sum of Lines 9, 14 and 15</i>)	\$12,256.85

Supplemental County and Municipal Aid

- Under state law, supplemental county and municipal aid paid to each county and municipality is determined by 2023 Wisconsin Act 12 (sec. 79.037, Wis. Stats.)
- For detailed information, review [county and municipal aid spreadsheet](#)

Supplemental County and Municipal Aid Calculation	
1. Prior year supplemental county and municipal aid	\$81,767.98
2. Increase due to sales tax revenue including adjustments (<i>district changes</i>)	\$1,880.66
3. Total Supplemental County and Municipal Aid (<i>sum of Lines 1 and 2</i>)	\$83,648.64

Expenditure Restraint Incentive Program

- Only municipalities are eligible to receive Expenditure Restraint Incentive Program (ERIP) payments
- Under state law, in 2025, each municipality will receive a payment that is equal to the amount of the payment received by the municipality in 2024 (sec. 79.05(4), Wis. Stats., from 2023 WI Act 12 – notwithstanding subs. (2) and (3))

Contact Information

If you have questions, contact us at lgs@wisconsin.gov, (608) 266-8618 or (608) 261-5167.



State of Wisconsin • DEPARTMENT OF REVENUE

DIVISION OF STATE AND LOCAL FINANCE • BUREAU OF LOCAL GOVERNMENT SERVICES • 2135 RIMROCK RD MADISON, WI 53713

Mailing Address:
PO Box 8971 #6-97
Madison WI 53708-8971
Fax: (608) 264-6887
lgs@wisconsin.gov

September 13, 2024

JANET KRUEGER
TOWN OF SAINT CROIX FALLS
1305 200TH ST
ST CROIX FALLS WI 54024-8137

Notice of Shared Revenue – 2025 Original Estimate

Notice Information

The Wisconsin Department of Revenue (DOR) is providing the **estimated** shared revenue amounts your local government will receive in 2025 under current state law for county and municipal aid, supplemental county and municipal aid, utility aid and the expenditure restraint incentive program. This does not include adjustments, shown on the July and November payment notices.

District	TOWN OF SAINT CROIX FALLS	County	POLK	Co-muni code	48-044
-----------------	---------------------------	---------------	------	---------------------	--------

Estimate Information

For an explanation of each aid payment listed below, review the additional information in this notice.

2025 Original Estimate	
1. County and municipal aid	\$15,095.32
2. Utility aid	\$64.57
3. Supplemental county and municipal aid	\$50,936.32
4. Expenditure restraint incentive program	\$0.00
5. Total Estimated 2025 Payments (sum of Lines 1-4)	\$66,096.21

Payment Information

Your local government will receive two distributions in 2025 :

- July 28, 2025: 15% of Line 1, 2, and 3 and 100% of Line 4 (*shown above*)
- November 17, 2025: balance of your 2025 aid payments

County and Municipal Aid

Under state law, the county and municipal aid paid to each county and municipality must be equal to the amount determined in 2012 (sec. 79.036, Wis. Stats.) and adjusted for fallen protective services insurance reimbursement (sec. 79.036(4), Wis. Stats.).

County and Municipal Aid Calculation	
1. Prior year county and municipal aid	\$14,757.00
2. Increase due to sales tax revenue, including adjustments (<i>district changes</i>)	\$339.41
3. Fallen protective services insurance adjustment	-\$1.09
4. Fallen protective services insurance reimbursement (<i>reported to DOR</i>)	\$0.00
5. Total County and Municipal Aid (sum of Lines 1-4)	\$15,095.32

Utility Aid

- Under state law, utility aid is distributed to each county and municipality where tax-exempt utility property is located (sec. 79.04, Wis. Stats.)
- Utility companies report utility property information to DOR annually
- DOR uses the provided information to accurately calculate utility aid (*shown below*)

Utility Aid Calculation	
1. Net book value, <i>as of December 31, 2024 (including expected additions/retirements)</i>	\$21,523.00
2. Total net book value payment	\$64.57
3. Minimum payment	\$0.00
4. Megawatt capacity	0.0
5. Megawatt capacity payment	\$0.00
6. Closed/decommissioned production plant (phased down) payment	\$0.00
7. Subtotal (<i>sum of Lines 2, 3, 5 and 6</i>)	\$64.57
8. Population cap	\$506,600.00
9. Adjusted subtotal (<i>lesser of Line 7 or Line 8</i>)	\$64.57
10. Adjacent site incentive payment	\$0.00
11. Baseload incentive payment	\$0.00
12. Co-generation incentive payment	\$0.00
13. Alternative energy incentive payment	\$0.00
14. Total incentive payments (<i>sum of Lines 10 through 13</i>)	\$0.00
15. Spent nuclear fuel payment	\$0.00
16. Total Utility Aid – this is the utility aid payment listed on the front of the estimate (<i>sum of Lines 9, 14 and 15</i>)	\$64.57

Supplemental County and Municipal Aid

- Under state law, supplemental county and municipal aid paid to each county and municipality is determined by 2023 Wisconsin Act 12 (sec. 79.037, Wis. Stats.)
- For detailed information, review [county and municipal aid spreadsheet](#)

Supplemental County and Municipal Aid Calculation	
1. Prior year supplemental county and municipal aid	\$49,791.12
2. Increase due to sales tax revenue including adjustments (<i>district changes</i>)	\$1,145.20
3. Total Supplemental County and Municipal Aid (<i>sum of Lines 1 and 2</i>)	\$50,936.32

Expenditure Restraint Incentive Program

- Only municipalities are eligible to receive Expenditure Restraint Incentive Program (ERIP) payments
- Under state law, in 2025, each municipality will receive a payment that is equal to the amount of the payment received by the municipality in 2024 (sec. 79.05(4), Wis. Stats., from 2023 WI Act 12 – notwithstanding subs. (2) and (3))

Contact Information

If you have questions, contact us at lgs@wisconsin.gov, (608) 266-8618 or (608) 261-5167.



State of Wisconsin • DEPARTMENT OF REVENUE

DIVISION OF STATE AND LOCAL FINANCE • BUREAU OF LOCAL GOVERNMENT SERVICES • 2135 RIMROCK RD MADISON, WI 53713

Mailing Address:
PO Box 8971 #6-97
Madison WI 53708-8971
Fax: (608) 264-6887
lgs@wisconsin.gov

September 13, 2024

MELISSA MCQUAY
TOWN OF STERLING
13021 BASS LAKE RD.
GRANTSBURG WI 54840

Notice of Shared Revenue – 2025 Original Estimate

Notice Information

The Wisconsin Department of Revenue (DOR) is providing the **estimated** shared revenue amounts your local government will receive in 2025 under current state law for county and municipal aid, supplemental county and municipal aid, utility aid and the expenditure restraint incentive program. This does not include adjustments, shown on the July and November payment notices.

District	TOWN OF STERLING	County	POLK	Co-muni code	48-046
-----------------	------------------	---------------	------	---------------------	--------

Estimate Information

For an explanation of each aid payment listed below, review the additional information in this notice.

2025 Original Estimate	
1. County and municipal aid	\$26,729.02
2. Utility aid	\$0.00
3. Supplemental county and municipal aid	\$43,222.86
4. Expenditure restraint incentive program	\$0.00
5. Total Estimated 2025 Payments (sum of Lines 1-4)	\$69,951.88

Payment Information

Your local government will receive two distributions in 2025 :

- July 28, 2025: 15% of Line 1, 2, and 3 and 100% of Line 4 (*shown above*)
- November 17, 2025: balance of your 2025 aid payments

County and Municipal Aid

Under state law, the county and municipal aid paid to each county and municipality must be equal to the amount determined in 2012 (sec. 79.036, Wis. Stats.) and adjusted for fallen protective services insurance reimbursement (sec. 79.036(4), Wis. Stats.).

County and Municipal Aid Calculation	
1. Prior year county and municipal aid	\$26,129.96
2. Increase due to sales tax revenue, including adjustments (<i>district changes</i>)	\$600.99
3. Fallen protective services insurance adjustment	-\$1.93
4. Fallen protective services insurance reimbursement (<i>reported to DOR</i>)	\$0.00
5. Total County and Municipal Aid (sum of Lines 1-4)	\$26,729.02

Utility Aid

- Under state law, utility aid is distributed to each county and municipality where tax-exempt utility property is located (sec. 79.04, Wis. Stats.)
- Utility companies report utility property information to DOR annually
- DOR uses the provided information to accurately calculate utility aid (*shown below*)

Utility Aid Calculation	
1. Net book value, <i>as of December 31, 2024 (including expected additions/retirements)</i>	\$0.00
2. Total net book value payment	\$0.00
3. Minimum payment	\$0.00
4. Megawatt capacity	0.0
5. Megawatt capacity payment	\$0.00
6. Closed/decommissioned production plant (phased down) payment	\$0.00
7. Subtotal (<i>sum of Lines 2, 3, 5 and 6</i>)	\$0.00
8. Population cap	\$311,100.00
9. Adjusted subtotal (<i>lesser of Line 7 or Line 8</i>)	\$0.00
10. Adjacent site incentive payment	\$0.00
11. Baseload incentive payment	\$0.00
12. Co-generation incentive payment	\$0.00
13. Alternative energy incentive payment	\$0.00
14. Total incentive payments (<i>sum of Lines 10 through 13</i>)	\$0.00
15. Spent nuclear fuel payment	\$0.00
16. Total Utility Aid – this is the utility aid payment listed on the front of the estimate (<i>sum of Lines 9, 14 and 15</i>)	\$0.00

Supplemental County and Municipal Aid

- Under state law, supplemental county and municipal aid paid to each county and municipality is determined by 2023 Wisconsin Act 12 (sec. 79.037, Wis. Stats.)
- For detailed information, review [county and municipal aid spreadsheet](#)

Supplemental County and Municipal Aid Calculation	
1. Prior year supplemental county and municipal aid	\$42,251.09
2. Increase due to sales tax revenue including adjustments (<i>district changes</i>)	\$971.77
3. Total Supplemental County and Municipal Aid (<i>sum of Lines 1 and 2</i>)	\$43,222.86

Expenditure Restraint Incentive Program

- Only municipalities are eligible to receive Expenditure Restraint Incentive Program (ERIP) payments
- Under state law, in 2025, each municipality will receive a payment that is equal to the amount of the payment received by the municipality in 2024 (sec. 79.05(4), Wis. Stats., from 2023 WI Act 12 – notwithstanding subs. (2) and (3))

Contact Information

If you have questions, contact us at lgs@wisconsin.gov, (608) 266-8618 or (608) 261-5167.



State of Wisconsin • DEPARTMENT OF REVENUE

DIVISION OF STATE AND LOCAL FINANCE • BUREAU OF LOCAL GOVERNMENT SERVICES • 2135 RIMROCK RD MADISON, WI 53713

Mailing Address:
PO Box 8971 #6-97
Madison WI 53708-8971
Fax: (608) 264-6887
lgs@wisconsin.gov

September 13, 2024

PHYLLIS WILDER
TOWN OF WEST SWEDEN
3096 170TH ST
FREDERIC WI 54837

Notice of Shared Revenue – 2025 Original Estimate

Notice Information

The Wisconsin Department of Revenue (DOR) is providing the **estimated** shared revenue amounts your local government will receive in 2025 under current state law for county and municipal aid, supplemental county and municipal aid, utility aid and the expenditure restraint incentive program. This does not include adjustments, shown on the July and November payment notices.

District	TOWN OF WEST SWEDEN	County	POLK	Co-muni code	48-048
-----------------	---------------------	---------------	------	---------------------	--------

Estimate Information

For an explanation of each aid payment listed below, review the additional information in this notice.

2025 Original Estimate	
1. County and municipal aid	\$42,180.65
2. Utility aid	\$56.37
3. Supplemental county and municipal aid	\$43,566.54
4. Expenditure restraint incentive program	\$0.00
5. Total Estimated 2025 Payments (sum of Lines 1-4)	\$85,803.56

Payment Information

Your local government will receive two distributions in 2025 :

- July 28, 2025: 15% of Line 1, 2, and 3 and 100% of Line 4 (*shown above*)
- November 17, 2025: balance of your 2025 aid payments

County and Municipal Aid

Under state law, the county and municipal aid paid to each county and municipality must be equal to the amount determined in 2012 (sec. 79.036, Wis. Stats.) and adjusted for fallen protective services insurance reimbursement (sec. 79.036(4), Wis. Stats.).

County and Municipal Aid Calculation	
1. Prior year county and municipal aid	\$41,235.29
2. Increase due to sales tax revenue, including adjustments (<i>district changes</i>)	\$948.41
3. Fallen protective services insurance adjustment	-\$3.05
4. Fallen protective services insurance reimbursement (<i>reported to DOR</i>)	\$0.00
5. Total County and Municipal Aid (sum of Lines 1-4)	\$42,180.65

Utility Aid

- Under state law, utility aid is distributed to each county and municipality where tax-exempt utility property is located (sec. 79.04, Wis. Stats.)
- Utility companies report utility property information to DOR annually
- DOR uses the provided information to accurately calculate utility aid (*shown below*)

Utility Aid Calculation	
1. Net book value, <i>as of December 31, 2024 (including expected additions/retirements)</i>	\$18,791.00
2. Total net book value payment	\$56.37
3. Minimum payment	\$0.00
4. Megawatt capacity	0.0
5. Megawatt capacity payment	\$0.00
6. Closed/decommissioned production plant (phased down) payment	\$0.00
7. Subtotal (<i>sum of Lines 2, 3, 5 and 6</i>)	\$56.37
8. Population cap	\$318,325.00
9. Adjusted subtotal (<i>lesser of Line 7 or Line 8</i>)	\$56.37
10. Adjacent site incentive payment	\$0.00
11. Baseload incentive payment	\$0.00
12. Co-generation incentive payment	\$0.00
13. Alternative energy incentive payment	\$0.00
14. Total incentive payments (<i>sum of Lines 10 through 13</i>)	\$0.00
15. Spent nuclear fuel payment	\$0.00
16. Total Utility Aid – this is the utility aid payment listed on the front of the estimate (<i>sum of Lines 9, 14 and 15</i>)	\$56.37

Supplemental County and Municipal Aid

- Under state law, supplemental county and municipal aid paid to each county and municipality is determined by 2023 Wisconsin Act 12 (sec. 79.037, Wis. Stats.)
- For detailed information, review [county and municipal aid spreadsheet](#)

Supplemental County and Municipal Aid Calculation	
1. Prior year supplemental county and municipal aid	\$42,587.04
2. Increase due to sales tax revenue including adjustments (<i>district changes</i>)	\$979.50
3. Total Supplemental County and Municipal Aid (<i>sum of Lines 1 and 2</i>)	\$43,566.54

Expenditure Restraint Incentive Program

- Only municipalities are eligible to receive Expenditure Restraint Incentive Program (ERIP) payments
- Under state law, in 2025, each municipality will receive a payment that is equal to the amount of the payment received by the municipality in 2024 (sec. 79.05(4), Wis. Stats., from 2023 WI Act 12 – notwithstanding subs. (2) and (3))

Contact Information

If you have questions, contact us at lgs@wisconsin.gov, (608) 266-8618 or (608) 261-5167.



State of Wisconsin • DEPARTMENT OF REVENUE

DIVISION OF STATE AND LOCAL FINANCE • BUREAU OF LOCAL GOVERNMENT SERVICES • 2135 RIMROCK RD MADISON, WI 53713

Mailing Address:
PO Box 8971 #6-97
Madison WI 53708-8971
Fax: (608) 264-6887
lgs@wisconsin.gov

September 13, 2024

AMY VANDEBRAKE
VILLAGE OF BALSAM LAKE
404 MAIN ST., POB 506
BALSAM LAKE WI 54810-0506

Notice of Shared Revenue – 2025 Original Estimate

Notice Information

The Wisconsin Department of Revenue (DOR) is providing the **estimated** shared revenue amounts your local government will receive in 2025 under current state law for county and municipal aid, supplemental county and municipal aid, utility aid and the expenditure restraint incentive program. This does not include adjustments, shown on the July and November payment notices.

District	VILLAGE OF BALSAM LAKE	County	POLK	Co-muni code	48-106
-----------------	------------------------	---------------	------	---------------------	--------

Estimate Information

For an explanation of each aid payment listed below, review the additional information in this notice.

2025 Original Estimate	
1. County and municipal aid	\$17,312.62
2. Utility aid	\$614.97
3. Supplemental county and municipal aid	\$46,401.53
4. Expenditure restraint incentive program	\$0.00
5. Total Estimated 2025 Payments (sum of Lines 1-4)	\$64,329.12

Payment Information

Your local government will receive two distributions in 2025 :

- July 28, 2025: 15% of Line 1, 2, and 3 and 100% of Line 4 (*shown above*)
- November 17, 2025: balance of your 2025 aid payments

County and Municipal Aid

Under state law, the county and municipal aid paid to each county and municipality must be equal to the amount determined in 2012 (sec. 79.036, Wis. Stats.) and adjusted for fallen protective services insurance reimbursement (sec. 79.036(4), Wis. Stats.).

County and Municipal Aid Calculation	
1. Prior year county and municipal aid	\$16,924.60
2. Increase due to sales tax revenue, including adjustments (<i>district changes</i>)	\$389.27
3. Fallen protective services insurance adjustment	-\$1.25
4. Fallen protective services insurance reimbursement (<i>reported to DOR</i>)	\$0.00
5. Total County and Municipal Aid (sum of Lines 1-4)	\$17,312.62

Utility Aid

- Under state law, utility aid is distributed to each county and municipality where tax-exempt utility property is located (sec. 79.04, Wis. Stats.)
- Utility companies report utility property information to DOR annually
- DOR uses the provided information to accurately calculate utility aid (*shown below*)

Utility Aid Calculation	
1. Net book value, <i>as of December 31, 2024 (including expected additions/retirements)</i>	\$102,495.00
2. Total net book value payment	\$614.97
3. Minimum payment	\$0.00
4. Megawatt capacity	0.0
5. Megawatt capacity payment	\$0.00
6. Closed/decommissioned production plant (phased down) payment	\$0.00
7. Subtotal (<i>sum of Lines 2, 3, 5 and 6</i>)	\$614.97
8. Population cap	\$400,350.00
9. Adjusted subtotal (<i>lesser of Line 7 or Line 8</i>)	\$614.97
10. Adjacent site incentive payment	\$0.00
11. Baseload incentive payment	\$0.00
12. Co-generation incentive payment	\$0.00
13. Alternative energy incentive payment	\$0.00
14. Total incentive payments (<i>sum of Lines 10 through 13</i>)	\$0.00
15. Spent nuclear fuel payment	\$0.00
16. Total Utility Aid – this is the utility aid payment listed on the front of the estimate (<i>sum of Lines 9, 14 and 15</i>)	\$614.97

Supplemental County and Municipal Aid

- Under state law, supplemental county and municipal aid paid to each county and municipality is determined by 2023 Wisconsin Act 12 (sec. 79.037, Wis. Stats.)
- For detailed information, review [county and municipal aid spreadsheet](#)

Supplemental County and Municipal Aid Calculation	
1. Prior year supplemental county and municipal aid	\$45,358.29
2. Increase due to sales tax revenue including adjustments (<i>district changes</i>)	\$1,043.24
3. Total Supplemental County and Municipal Aid (<i>sum of Lines 1 and 2</i>)	\$46,401.53

Expenditure Restraint Incentive Program

- Only municipalities are eligible to receive Expenditure Restraint Incentive Program (ERIP) payments
- Under state law, in 2025, each municipality will receive a payment that is equal to the amount of the payment received by the municipality in 2024 (sec. 79.05(4), Wis. Stats., from 2023 WI Act 12 – notwithstanding subs. (2) and (3))

Contact Information

If you have questions, contact us at lgs@wisconsin.gov, (608) 266-8618 or (608) 261-5167.



State of Wisconsin • DEPARTMENT OF REVENUE

DIVISION OF STATE AND LOCAL FINANCE • BUREAU OF LOCAL GOVERNMENT SERVICES • 2135 RIMROCK RD MADISON, WI 53713

Mailing Address:
PO Box 8971 #6-97
Madison WI 53708-8971
Fax: (608) 264-6887
lgs@wisconsin.gov

September 13, 2024

AUTUMN HYDEN
VILLAGE OF CENTURIA
PO BOX 280, 305 WISCONSIN AVE
CENTURIA WI 54824-0280

Notice of Shared Revenue – 2025 Original Estimate

Notice Information

The Wisconsin Department of Revenue (DOR) is providing the **estimated** shared revenue amounts your local government will receive in 2025 under current state law for county and municipal aid, supplemental county and municipal aid, utility aid and the expenditure restraint incentive program. This does not include adjustments, shown on the July and November payment notices.

District	VILLAGE OF CENTURIA	County	POLK	Co-muni code	48-111
-----------------	---------------------	---------------	------	---------------------	--------

Estimate Information

For an explanation of each aid payment listed below, review the additional information in this notice.

2025 Original Estimate	
1. County and municipal aid	\$273,689.30
2. Utility aid	\$15,528.72
3. Supplemental county and municipal aid	\$54,746.08
4. Expenditure restraint incentive program	\$2,937.47
5. Total Estimated 2025 Payments (sum of Lines 1-4)	\$346,901.57

Payment Information

Your local government will receive two distributions in 2025 :

- July 28, 2025: 15% of Line 1, 2, and 3 and 100% of Line 4 (*shown above*)
- November 17, 2025: balance of your 2025 aid payments

County and Municipal Aid

Under state law, the county and municipal aid paid to each county and municipality must be equal to the amount determined in 2012 (sec. 79.036, Wis. Stats.) and adjusted for fallen protective services insurance reimbursement (sec. 79.036(4), Wis. Stats.).

County and Municipal Aid Calculation	
1. Prior year county and municipal aid	\$267,555.30
2. Increase due to sales tax revenue, including adjustments (<i>district changes</i>)	\$6,153.77
3. Fallen protective services insurance adjustment	-\$19.77
4. Fallen protective services insurance reimbursement (<i>reported to DOR</i>)	\$0.00
5. Total County and Municipal Aid (sum of Lines 1-4)	\$273,689.30

Utility Aid

- Under state law, utility aid is distributed to each county and municipality where tax-exempt utility property is located (sec. 79.04, Wis. Stats.)
- Utility companies report utility property information to DOR annually
- DOR uses the provided information to accurately calculate utility aid (*shown below*)

Utility Aid Calculation	
1. Net book value, <i>as of December 31, 2024 (including expected additions/retirements)</i>	\$2,588,120.00
2. Total net book value payment	\$15,528.72
3. Minimum payment	\$0.00
4. Megawatt capacity	0.0
5. Megawatt capacity payment	\$0.00
6. Closed/decommissioned production plant (phased down) payment	\$0.00
7. Subtotal (<i>sum of Lines 2, 3, 5 and 6</i>)	\$15,528.72
8. Population cap	\$371,450.00
9. Adjusted subtotal (<i>lesser of Line 7 or Line 8</i>)	\$15,528.72
10. Adjacent site incentive payment	\$0.00
11. Baseload incentive payment	\$0.00
12. Co-generation incentive payment	\$0.00
13. Alternative energy incentive payment	\$0.00
14. Total incentive payments (<i>sum of Lines 10 through 13</i>)	\$0.00
15. Spent nuclear fuel payment	\$0.00
16. Total Utility Aid – this is the utility aid payment listed on the front of the estimate (<i>sum of Lines 9, 14 and 15</i>)	\$15,528.72

Supplemental County and Municipal Aid

- Under state law, supplemental county and municipal aid paid to each county and municipality is determined by 2023 Wisconsin Act 12 (sec. 79.037, Wis. Stats.)
- For detailed information, review [county and municipal aid spreadsheet](#)

Supplemental County and Municipal Aid Calculation	
1. Prior year supplemental county and municipal aid	\$53,515.23
2. Increase due to sales tax revenue including adjustments (<i>district changes</i>)	\$1,230.85
3. Total Supplemental County and Municipal Aid (<i>sum of Lines 1 and 2</i>)	\$54,746.08

Expenditure Restraint Incentive Program

- Only municipalities are eligible to receive Expenditure Restraint Incentive Program (ERIP) payments
- Under state law, in 2025, each municipality will receive a payment that is equal to the amount of the payment received by the municipality in 2024 (sec. 79.05(4), Wis. Stats., from 2023 WI Act 12 – notwithstanding subs. (2) and (3))

Contact Information

If you have questions, contact us at lgs@wisconsin.gov, (608) 266-8618 or (608) 261-5167.



State of Wisconsin • DEPARTMENT OF REVENUE

DIVISION OF STATE AND LOCAL FINANCE • BUREAU OF LOCAL GOVERNMENT SERVICES • 2135 RIMROCK RD MADISON, WI 53713

Mailing Address:
PO Box 8971 #6-97
Madison WI 53708-8971
Fax: (608) 264-6887
lgs@wisconsin.gov

September 13, 2024

LISA LIEN
VILLAGE OF CLAYTON
PO BOX 63 111 CLAYTON AVE W
CLAYTON WI 54004-0063

Notice of Shared Revenue – 2025 Original Estimate

Notice Information

The Wisconsin Department of Revenue (DOR) is providing the **estimated** shared revenue amounts your local government will receive in 2025 under current state law for county and municipal aid, supplemental county and municipal aid, utility aid and the expenditure restraint incentive program. This does not include adjustments, shown on the July and November payment notices.

District	VILLAGE OF CLAYTON	County	POLK	Co-muni code	48-112
-----------------	--------------------	---------------	------	---------------------	--------

Estimate Information

For an explanation of each aid payment listed below, review the additional information in this notice.

2025 Original Estimate	
1. County and municipal aid	\$130,238.03
2. Utility aid	\$0.00
3. Supplemental county and municipal aid	\$40,129.39
4. Expenditure restraint incentive program	\$0.00
5. Total Estimated 2025 Payments (sum of Lines 1-4)	\$170,367.42

Payment Information

Your local government will receive two distributions in 2025 :

- July 28, 2025: 15% of Line 1, 2, and 3 and 100% of Line 4 (*shown above*)
- November 17, 2025: balance of your 2025 aid payments

County and Municipal Aid

Under state law, the county and municipal aid paid to each county and municipality must be equal to the amount determined in 2012 (sec. 79.036, Wis. Stats.) and adjusted for fallen protective services insurance reimbursement (sec. 79.036(4), Wis. Stats.).

County and Municipal Aid Calculation	
1. Prior year county and municipal aid	\$127,319.10
2. Increase due to sales tax revenue, including adjustments (<i>district changes</i>)	\$2,928.34
3. Fallen protective services insurance adjustment	-\$9.41
4. Fallen protective services insurance reimbursement (<i>reported to DOR</i>)	\$0.00
5. Total County and Municipal Aid (sum of Lines 1-4)	\$130,238.03

Utility Aid

- Under state law, utility aid is distributed to each county and municipality where tax-exempt utility property is located (sec. 79.04, Wis. Stats.)
- Utility companies report utility property information to DOR annually
- DOR uses the provided information to accurately calculate utility aid (*shown below*)

Utility Aid Calculation	
1. Net book value, <i>as of December 31, 2024 (including expected additions/retirements)</i>	\$0.00
2. Total net book value payment	\$0.00
3. Minimum payment	\$0.00
4. Megawatt capacity	0.0
5. Megawatt capacity payment	\$0.00
6. Closed/decommissioned production plant (phased down) payment	\$0.00
7. Subtotal (<i>sum of Lines 2, 3, 5 and 6</i>)	\$0.00
8. Population cap	\$232,050.00
9. Adjusted subtotal (<i>lesser of Line 7 or Line 8</i>)	\$0.00
10. Adjacent site incentive payment	\$0.00
11. Baseload incentive payment	\$0.00
12. Co-generation incentive payment	\$0.00
13. Alternative energy incentive payment	\$0.00
14. Total incentive payments (<i>sum of Lines 10 through 13</i>)	\$0.00
15. Spent nuclear fuel payment	\$0.00
16. Total Utility Aid – this is the utility aid payment listed on the front of the estimate (<i>sum of Lines 9, 14 and 15</i>)	\$0.00

Supplemental County and Municipal Aid

- Under state law, supplemental county and municipal aid paid to each county and municipality is determined by 2023 Wisconsin Act 12 (sec. 79.037, Wis. Stats.)
- For detailed information, review [county and municipal aid spreadsheet](#)

Supplemental County and Municipal Aid Calculation	
1. Prior year supplemental county and municipal aid	\$39,227.17
2. Increase due to sales tax revenue including adjustments (<i>district changes</i>)	\$902.22
3. Total Supplemental County and Municipal Aid (<i>sum of Lines 1 and 2</i>)	\$40,129.39

Expenditure Restraint Incentive Program

- Only municipalities are eligible to receive Expenditure Restraint Incentive Program (ERIP) payments
- Under state law, in 2025, each municipality will receive a payment that is equal to the amount of the payment received by the municipality in 2024 (sec. 79.05(4), Wis. Stats., from 2023 WI Act 12 – notwithstanding subs. (2) and (3))

Contact Information

If you have questions, contact us at lgs@wisconsin.gov, (608) 266-8618 or (608) 261-5167.



State of Wisconsin • DEPARTMENT OF REVENUE

DIVISION OF STATE AND LOCAL FINANCE • BUREAU OF LOCAL GOVERNMENT SERVICES • 2135 RIMROCK RD MADISON, WI 53713

Mailing Address:
PO Box 8971 #6-97
Madison WI 53708-8971
Fax: (608) 264-6887
lgs@wisconsin.gov

September 13, 2024

AL BANNINK
VILLAGE OF CLEAR LAKE
PO BOX 48, 350 4TH AVENUE
CLEAR LAKE WI 54005-0048

Notice of Shared Revenue – 2025 Original Estimate

Notice Information

The Wisconsin Department of Revenue (DOR) is providing the **estimated** shared revenue amounts your local government will receive in 2025 under current state law for county and municipal aid, supplemental county and municipal aid, utility aid and the expenditure restraint incentive program. This does not include adjustments, shown on the July and November payment notices.

District	VILLAGE OF CLEAR LAKE	County	POLK	Co-muni code	48-113
-----------------	-----------------------	---------------	------	---------------------	--------

Estimate Information

For an explanation of each aid payment listed below, review the additional information in this notice.

2025 Original Estimate	
1. County and municipal aid	\$337,567.14
2. Utility aid	\$33,900.79
3. Supplemental county and municipal aid	\$67,523.58
4. Expenditure restraint incentive program	\$3,444.44
5. Total Estimated 2025 Payments (sum of Lines 1-4)	\$442,435.95

Payment Information

Your local government will receive two distributions in 2025 :

- July 28, 2025: 15% of Line 1, 2, and 3 and 100% of Line 4 (*shown above*)
- November 17, 2025: balance of your 2025 aid payments

County and Municipal Aid

Under state law, the county and municipal aid paid to each county and municipality must be equal to the amount determined in 2012 (sec. 79.036, Wis. Stats.) and adjusted for fallen protective services insurance reimbursement (sec. 79.036(4), Wis. Stats.).

County and Municipal Aid Calculation	
1. Prior year county and municipal aid	\$330,001.50
2. Increase due to sales tax revenue, including adjustments (<i>district changes</i>)	\$7,590.03
3. Fallen protective services insurance adjustment	-\$24.39
4. Fallen protective services insurance reimbursement (<i>reported to DOR</i>)	\$0.00
5. Total County and Municipal Aid (sum of Lines 1-4)	\$337,567.14

Utility Aid

- Under state law, utility aid is distributed to each county and municipality where tax-exempt utility property is located (sec. 79.04, Wis. Stats.)
- Utility companies report utility property information to DOR annually
- DOR uses the provided information to accurately calculate utility aid (*shown below*)

Utility Aid Calculation	
1. Net book value, as of December 31, 2024 (including expected additions/retirements)	\$5,650,131.00
2. Total net book value payment	\$33,900.79
3. Minimum payment	\$0.00
4. Megawatt capacity	0.0
5. Megawatt capacity payment	\$0.00
6. Closed/decommissioned production plant (phased down) payment	\$0.00
7. Subtotal (sum of Lines 2, 3, 5 and 6)	\$33,900.79
8. Population cap	\$474,300.00
9. Adjusted subtotal (lesser of Line 7 or Line 8)	\$33,900.79
10. Adjacent site incentive payment	\$0.00
11. Baseload incentive payment	\$0.00
12. Co-generation incentive payment	\$0.00
13. Alternative energy incentive payment	\$0.00
14. Total incentive payments (sum of Lines 10 through 13)	\$0.00
15. Spent nuclear fuel payment	\$0.00
16. Total Utility Aid – this is the utility aid payment listed on the front of the estimate (sum of Lines 9, 14 and 15)	\$33,900.79

Supplemental County and Municipal Aid

- Under state law, supplemental county and municipal aid paid to each county and municipality is determined by 2023 Wisconsin Act 12 (sec. 79.037, Wis. Stats.)
- For detailed information, review [county and municipal aid spreadsheet](#)

Supplemental County and Municipal Aid Calculation	
1. Prior year supplemental county and municipal aid	\$66,005.45
2. Increase due to sales tax revenue including adjustments (<i>district changes</i>)	\$1,518.13
3. Total Supplemental County and Municipal Aid (sum of Lines 1 and 2)	\$67,523.58

Expenditure Restraint Incentive Program

- Only municipalities are eligible to receive Expenditure Restraint Incentive Program (ERIP) payments
- Under state law, in 2025, each municipality will receive a payment that is equal to the amount of the payment received by the municipality in 2024 (sec. 79.05(4), Wis. Stats., from 2023 WI Act 12 – notwithstanding subs. (2) and (3))

Contact Information

If you have questions, contact us at lgs@wisconsin.gov, (608) 266-8618 or (608) 261-5167.



State of Wisconsin • DEPARTMENT OF REVENUE

DIVISION OF STATE AND LOCAL FINANCE • BUREAU OF LOCAL GOVERNMENT SERVICES • 2135 RIMROCK RD MADISON, WI 53713

Mailing Address:
PO Box 8971 #6-97
Madison WI 53708-8971
Fax: (608) 264-6887
lgs@wisconsin.gov

September 13, 2024

JODI GILBERT
VILLAGE OF DRESSER
PO BOX 547
DRESSER WI 54009-0547

Notice of Shared Revenue – 2025 Original Estimate

Notice Information

The Wisconsin Department of Revenue (DOR) is providing the **estimated** shared revenue amounts your local government will receive in 2025 under current state law for county and municipal aid, supplemental county and municipal aid, utility aid and the expenditure restraint incentive program. This does not include adjustments, shown on the July and November payment notices.

District	VILLAGE OF DRESSER	County	POLK	Co-muni code	48-116
-----------------	--------------------	---------------	------	---------------------	--------

Estimate Information

For an explanation of each aid payment listed below, review the additional information in this notice.

2025 Original Estimate	
1. County and municipal aid	\$110,120.08
2. Utility aid	\$10,442.33
3. Supplemental county and municipal aid	\$46,848.20
4. Expenditure restraint incentive program	\$7,423.23
5. Total Estimated 2025 Payments (sum of Lines 1-4)	\$174,833.84

Payment Information

Your local government will receive two distributions in 2025 :

- July 28, 2025: 15% of Line 1, 2, and 3 and 100% of Line 4 (*shown above*)
- November 17, 2025: balance of your 2025 aid payments

County and Municipal Aid

Under state law, the county and municipal aid paid to each county and municipality must be equal to the amount determined in 2012 (sec. 79.036, Wis. Stats.) and adjusted for fallen protective services insurance reimbursement (sec. 79.036(4), Wis. Stats.).

County and Municipal Aid Calculation	
1. Prior year county and municipal aid	\$107,652.04
2. Increase due to sales tax revenue, including adjustments (<i>district changes</i>)	\$2,476.00
3. Fallen protective services insurance adjustment	-\$7.96
4. Fallen protective services insurance reimbursement (<i>reported to DOR</i>)	\$0.00
5. Total County and Municipal Aid (sum of Lines 1-4)	\$110,120.08

Utility Aid

- Under state law, utility aid is distributed to each county and municipality where tax-exempt utility property is located (sec. 79.04, Wis. Stats.)
- Utility companies report utility property information to DOR annually
- DOR uses the provided information to accurately calculate utility aid (*shown below*)

Utility Aid Calculation	
1. Net book value, <i>as of December 31, 2024 (including expected additions/retirements)</i>	\$1,740,389.00
2. Total net book value payment	\$10,442.33
3. Minimum payment	\$0.00
4. Megawatt capacity	0.0
5. Megawatt capacity payment	\$0.00
6. Closed/decommissioned production plant (phased down) payment	\$0.00
7. Subtotal (<i>sum of Lines 2, 3, 5 and 6</i>)	\$10,442.33
8. Population cap	\$395,250.00
9. Adjusted subtotal (<i>lesser of Line 7 or Line 8</i>)	\$10,442.33
10. Adjacent site incentive payment	\$0.00
11. Baseload incentive payment	\$0.00
12. Co-generation incentive payment	\$0.00
13. Alternative energy incentive payment	\$0.00
14. Total incentive payments (<i>sum of Lines 10 through 13</i>)	\$0.00
15. Spent nuclear fuel payment	\$0.00
16. Total Utility Aid – this is the utility aid payment listed on the front of the estimate (<i>sum of Lines 9, 14 and 15</i>)	\$10,442.33

Supplemental County and Municipal Aid

- Under state law, supplemental county and municipal aid paid to each county and municipality is determined by 2023 Wisconsin Act 12 (sec. 79.037, Wis. Stats.)
- For detailed information, review [county and municipal aid spreadsheet](#)

Supplemental County and Municipal Aid Calculation	
1. Prior year supplemental county and municipal aid	\$45,794.92
2. Increase due to sales tax revenue including adjustments (<i>district changes</i>)	\$1,053.28
3. Total Supplemental County and Municipal Aid (<i>sum of Lines 1 and 2</i>)	\$46,848.20

Expenditure Restraint Incentive Program

- Only municipalities are eligible to receive Expenditure Restraint Incentive Program (ERIP) payments
- Under state law, in 2025, each municipality will receive a payment that is equal to the amount of the payment received by the municipality in 2024 (sec. 79.05(4), Wis. Stats., from 2023 WI Act 12 – notwithstanding subs. (2) and (3))

Contact Information

If you have questions, contact us at lgs@wisconsin.gov, (608) 266-8618 or (608) 261-5167.



State of Wisconsin • DEPARTMENT OF REVENUE

DIVISION OF STATE AND LOCAL FINANCE • BUREAU OF LOCAL GOVERNMENT SERVICES • 2135 RIMROCK RD MADISON, WI 53713

Mailing Address:
PO Box 8971 #6-97
Madison WI 53708-8971
Fax: (608) 264-6887
lgs@wisconsin.gov

September 13, 2024

JANICE SCHOTT
VILLAGE OF FREDERIC
PO BOX 567
FREDERIC WI 54837

Notice of Shared Revenue – 2025 Original Estimate

Notice Information

The Wisconsin Department of Revenue (DOR) is providing the **estimated** shared revenue amounts your local government will receive in 2025 under current state law for county and municipal aid, supplemental county and municipal aid, utility aid and the expenditure restraint incentive program. This does not include adjustments, shown on the July and November payment notices.

District	VILLAGE OF FREDERIC	County	POLK	Co-muni code	48-126
-----------------	---------------------	---------------	------	---------------------	--------

Estimate Information

For an explanation of each aid payment listed below, review the additional information in this notice.

2025 Original Estimate	
1. County and municipal aid	\$338,121.83
2. Utility aid	\$31,741.68
3. Supplemental county and municipal aid	\$67,634.53
4. Expenditure restraint incentive program	\$8,257.08
5. Total Estimated 2025 Payments (sum of Lines 1-4)	\$445,755.12

Payment Information

Your local government will receive two distributions in 2025 :

- July 28, 2025: 15% of Line 1, 2, and 3 and 100% of Line 4 (*shown above*)
- November 17, 2025: balance of your 2025 aid payments

County and Municipal Aid

Under state law, the county and municipal aid paid to each county and municipality must be equal to the amount determined in 2012 (sec. 79.036, Wis. Stats.) and adjusted for fallen protective services insurance reimbursement (sec. 79.036(4), Wis. Stats.).

County and Municipal Aid Calculation	
1. Prior year county and municipal aid	\$330,543.75
2. Increase due to sales tax revenue, including adjustments (<i>district changes</i>)	\$7,602.51
3. Fallen protective services insurance adjustment	-\$24.43
4. Fallen protective services insurance reimbursement (<i>reported to DOR</i>)	\$0.00
5. Total County and Municipal Aid (sum of Lines 1-4)	\$338,121.83

Utility Aid

- Under state law, utility aid is distributed to each county and municipality where tax-exempt utility property is located (sec. 79.04, Wis. Stats.)
- Utility companies report utility property information to DOR annually
- DOR uses the provided information to accurately calculate utility aid (*shown below*)

Utility Aid Calculation	
1. Net book value, <i>as of December 31, 2024 (including expected additions/retirements)</i>	\$2,156,946.00
2. Total net book value payment	\$12,941.68
3. Minimum payment	\$0.00
4. Megawatt capacity	14.1
5. Megawatt capacity payment	\$18,800.00
6. Closed/decommissioned production plant (phased down) payment	\$0.00
7. Subtotal (<i>sum of Lines 2, 3, 5 and 6</i>)	\$31,741.68
8. Population cap	\$472,175.00
9. Adjusted subtotal (<i>lesser of Line 7 or Line 8</i>)	\$31,741.68
10. Adjacent site incentive payment	\$0.00
11. Baseload incentive payment	\$0.00
12. Co-generation incentive payment	\$0.00
13. Alternative energy incentive payment	\$0.00
14. Total incentive payments (<i>sum of Lines 10 through 13</i>)	\$0.00
15. Spent nuclear fuel payment	\$0.00
16. Total Utility Aid – this is the utility aid payment listed on the front of the estimate <i>(sum of Lines 9, 14 and 15)</i>	\$31,741.68

Supplemental County and Municipal Aid

- Under state law, supplemental county and municipal aid paid to each county and municipality is determined by 2023 Wisconsin Act 12 (sec. 79.037, Wis. Stats.)
- For detailed information, review [county and municipal aid spreadsheet](#)

Supplemental County and Municipal Aid Calculation	
1. Prior year supplemental county and municipal aid	\$66,113.91
2. Increase due to sales tax revenue including adjustments (<i>district changes</i>)	\$1,520.62
3. Total Supplemental County and Municipal Aid (<i>sum of Lines 1 and 2</i>)	\$67,634.53

Expenditure Restraint Incentive Program

- Only municipalities are eligible to receive Expenditure Restraint Incentive Program (ERIP) payments
- Under state law, in 2025, each municipality will receive a payment that is equal to the amount of the payment received by the municipality in 2024 (sec. 79.05(4), Wis. Stats., from 2023 WI Act 12 – notwithstanding subs. (2) and (3))

Contact Information

If you have questions, contact us at lgs@wisconsin.gov, (608) 266-8618 or (608) 261-5167.



State of Wisconsin • DEPARTMENT OF REVENUE

DIVISION OF STATE AND LOCAL FINANCE • BUREAU OF LOCAL GOVERNMENT SERVICES • 2135 RIMROCK RD MADISON, WI 53713

Mailing Address:
PO Box 8971 #6-97
Madison WI 53708-8971
Fax: (608) 264-6887
lgs@wisconsin.gov

September 13, 2024

JENNIFER ANDERSON
VILLAGE OF LUCK
401 S MAIN ST., POB 315
LUCK WI 54853-0315

Notice of Shared Revenue – 2025 Original Estimate

Notice Information

The Wisconsin Department of Revenue (DOR) is providing the **estimated** shared revenue amounts your local government will receive in 2025 under current state law for county and municipal aid, supplemental county and municipal aid, utility aid and the expenditure restraint incentive program. This does not include adjustments, shown on the July and November payment notices.

District	VILLAGE OF LUCK	County	POLK	Co-muni code	48-146
-----------------	-----------------	---------------	------	---------------------	--------

Estimate Information

For an explanation of each aid payment listed below, review the additional information in this notice.

2025 Original Estimate	
1. County and municipal aid	\$190,009.97
2. Utility aid	\$853.09
3. Supplemental county and municipal aid	\$49,407.71
4. Expenditure restraint incentive program	\$11,589.03
5. Total Estimated 2025 Payments (sum of Lines 1-4)	\$251,859.80

Payment Information

Your local government will receive two distributions in 2025 :

- July 28, 2025: 15% of Line 1, 2, and 3 and 100% of Line 4 (*shown above*)
- November 17, 2025: balance of your 2025 aid payments

County and Municipal Aid

Under state law, the county and municipal aid paid to each county and municipality must be equal to the amount determined in 2012 (sec. 79.036, Wis. Stats.) and adjusted for fallen protective services insurance reimbursement (sec. 79.036(4), Wis. Stats.).

County and Municipal Aid Calculation	
1. Prior year county and municipal aid	\$185,751.42
2. Increase due to sales tax revenue, including adjustments (<i>district changes</i>)	\$4,272.28
3. Fallen protective services insurance adjustment	-\$13.73
4. Fallen protective services insurance reimbursement (<i>reported to DOR</i>)	\$0.00
5. Total County and Municipal Aid (sum of Lines 1-4)	\$190,009.97

Utility Aid

- Under state law, utility aid is distributed to each county and municipality where tax-exempt utility property is located (sec. 79.04, Wis. Stats.)
- Utility companies report utility property information to DOR annually
- DOR uses the provided information to accurately calculate utility aid (*shown below*)

Utility Aid Calculation	
1. Net book value, <i>as of December 31, 2024 (including expected additions/retirements)</i>	\$142,181.00
2. Total net book value payment	\$853.09
3. Minimum payment	\$0.00
4. Megawatt capacity	0.0
5. Megawatt capacity payment	\$0.00
6. Closed/decommissioned production plant (phased down) payment	\$0.00
7. Subtotal (<i>sum of Lines 2, 3, 5 and 6</i>)	\$853.09
8. Population cap	\$457,300.00
9. Adjusted subtotal (<i>lesser of Line 7 or Line 8</i>)	\$853.09
10. Adjacent site incentive payment	\$0.00
11. Baseload incentive payment	\$0.00
12. Co-generation incentive payment	\$0.00
13. Alternative energy incentive payment	\$0.00
14. Total incentive payments (<i>sum of Lines 10 through 13</i>)	\$0.00
15. Spent nuclear fuel payment	\$0.00
16. Total Utility Aid – this is the utility aid payment listed on the front of the estimate (<i>sum of Lines 9, 14 and 15</i>)	\$853.09

Supplemental County and Municipal Aid

- Under state law, supplemental county and municipal aid paid to each county and municipality is determined by 2023 Wisconsin Act 12 (sec. 79.037, Wis. Stats.)
- For detailed information, review [county and municipal aid spreadsheet](#)

Supplemental County and Municipal Aid Calculation	
1. Prior year supplemental county and municipal aid	\$48,296.88
2. Increase due to sales tax revenue including adjustments (<i>district changes</i>)	\$1,110.83
3. Total Supplemental County and Municipal Aid (<i>sum of Lines 1 and 2</i>)	\$49,407.71

Expenditure Restraint Incentive Program

- Only municipalities are eligible to receive Expenditure Restraint Incentive Program (ERIP) payments
- Under state law, in 2025, each municipality will receive a payment that is equal to the amount of the payment received by the municipality in 2024 (sec. 79.05(4), Wis. Stats., from 2023 WI Act 12 – notwithstanding subs. (2) and (3))

Contact Information

If you have questions, contact us at lgs@wisconsin.gov, (608) 266-8618 or (608) 261-5167.



State of Wisconsin • DEPARTMENT OF REVENUE

DIVISION OF STATE AND LOCAL FINANCE • BUREAU OF LOCAL GOVERNMENT SERVICES • 2135 RIMROCK RD MADISON, WI 53713

Mailing Address:
PO Box 8971 #6-97
Madison WI 53708-8971
Fax: (608) 264-6887
lgs@wisconsin.gov

September 13, 2024

AMY ALBRECHT
VILLAGE OF MILLTOWN
P.O.BOX 485
MILLTOWN WI 54858-0485

Notice of Shared Revenue – 2025 Original Estimate

Notice Information

The Wisconsin Department of Revenue (DOR) is providing the **estimated** shared revenue amounts your local government will receive in 2025 under current state law for county and municipal aid, supplemental county and municipal aid, utility aid and the expenditure restraint incentive program. This does not include adjustments, shown on the July and November payment notices.

District	VILLAGE OF MILLTOWN	County	POLK	Co-muni code	48-151
-----------------	---------------------	---------------	------	---------------------	--------

Estimate Information

For an explanation of each aid payment listed below, review the additional information in this notice.

2025 Original Estimate	
1. County and municipal aid	\$242,013.76
2. Utility aid	\$229.04
3. Supplemental county and municipal aid	\$48,410.03
4. Expenditure restraint incentive program	\$15,182.01
5. Total Estimated 2025 Payments (sum of Lines 1-4)	\$305,834.84

Payment Information

Your local government will receive two distributions in 2025 :

- July 28, 2025: 15% of Line 1, 2, and 3 and 100% of Line 4 (*shown above*)
- November 17, 2025: balance of your 2025 aid payments

County and Municipal Aid

Under state law, the county and municipal aid paid to each county and municipality must be equal to the amount determined in 2012 (sec. 79.036, Wis. Stats.) and adjusted for fallen protective services insurance reimbursement (sec. 79.036(4), Wis. Stats.).

County and Municipal Aid Calculation	
1. Prior year county and municipal aid	\$236,589.69
2. Increase due to sales tax revenue, including adjustments (<i>district changes</i>)	\$5,441.56
3. Fallen protective services insurance adjustment	-\$17.49
4. Fallen protective services insurance reimbursement (<i>reported to DOR</i>)	\$0.00
5. Total County and Municipal Aid (sum of Lines 1-4)	\$242,013.76

Utility Aid

- Under state law, utility aid is distributed to each county and municipality where tax-exempt utility property is located (sec. 79.04, Wis. Stats.)
- Utility companies report utility property information to DOR annually
- DOR uses the provided information to accurately calculate utility aid (*shown below*)

Utility Aid Calculation	
1. Net book value, <i>as of December 31, 2024 (including expected additions/retirements)</i>	\$38,173.00
2. Total net book value payment	\$229.04
3. Minimum payment	\$0.00
4. Megawatt capacity	0.0
5. Megawatt capacity payment	\$0.00
6. Closed/decommissioned production plant (phased down) payment	\$0.00
7. Subtotal (<i>sum of Lines 2, 3, 5 and 6</i>)	\$229.04
8. Population cap	\$401,200.00
9. Adjusted subtotal (<i>lesser of Line 7 or Line 8</i>)	\$229.04
10. Adjacent site incentive payment	\$0.00
11. Baseload incentive payment	\$0.00
12. Co-generation incentive payment	\$0.00
13. Alternative energy incentive payment	\$0.00
14. Total incentive payments (<i>sum of Lines 10 through 13</i>)	\$0.00
15. Spent nuclear fuel payment	\$0.00
16. Total Utility Aid – this is the utility aid payment listed on the front of the estimate <i>(sum of Lines 9, 14 and 15)</i>	\$229.04

Supplemental County and Municipal Aid

- Under state law, supplemental county and municipal aid paid to each county and municipality is determined by 2023 Wisconsin Act 12 (sec. 79.037, Wis. Stats.)
- For detailed information, review [county and municipal aid spreadsheet](#)

Supplemental County and Municipal Aid Calculation	
1. Prior year supplemental county and municipal aid	\$47,321.63
2. Increase due to sales tax revenue including adjustments (<i>district changes</i>)	\$1,088.40
3. Total Supplemental County and Municipal Aid (<i>sum of Lines 1 and 2</i>)	\$48,410.03

Expenditure Restraint Incentive Program

- Only municipalities are eligible to receive Expenditure Restraint Incentive Program (ERIP) payments
- Under state law, in 2025, each municipality will receive a payment that is equal to the amount of the payment received by the municipality in 2024 (sec. 79.05(4), Wis. Stats., from 2023 WI Act 12 – notwithstanding subs. (2) and (3))

Contact Information

If you have questions, contact us at lgs@wisconsin.gov, (608) 266-8618 or (608) 261-5167.



State of Wisconsin • DEPARTMENT OF REVENUE

DIVISION OF STATE AND LOCAL FINANCE • BUREAU OF LOCAL GOVERNMENT SERVICES • 2135 RIMROCK RD MADISON, WI 53713

Mailing Address:
PO Box 8971 #6-97
Madison WI 53708-8971
Fax: (608) 264-6887
lgs@wisconsin.gov

September 13, 2024

CARIE KRENTZ
VILLAGE OF OSCEOLA
PO BOX 217
OSCEOLA WI 54020-0217

Notice of Shared Revenue – 2025 Original Estimate

Notice Information

The Wisconsin Department of Revenue (DOR) is providing the **estimated** shared revenue amounts your local government will receive in 2025 under current state law for county and municipal aid, supplemental county and municipal aid, utility aid and the expenditure restraint incentive program. This does not include adjustments, shown on the July and November payment notices.

District	VILLAGE OF OSCEOLA	County	POLK	Co-muni code	48-165
-----------------	--------------------	---------------	------	---------------------	--------

Estimate Information

For an explanation of each aid payment listed below, review the additional information in this notice.

2025 Original Estimate	
1. County and municipal aid	\$331,714.04
2. Utility aid	\$0.00
3. Supplemental county and municipal aid	\$79,176.13
4. Expenditure restraint incentive program	\$0.00
5. Total Estimated 2025 Payments (sum of Lines 1-4)	\$410,890.17

Payment Information

Your local government will receive two distributions in 2025 :

- July 28, 2025: 15% of Line 1, 2, and 3 and 100% of Line 4 (*shown above*)
- November 17, 2025: balance of your 2025 aid payments

County and Municipal Aid

Under state law, the county and municipal aid paid to each county and municipality must be equal to the amount determined in 2012 (sec. 79.036, Wis. Stats.) and adjusted for fallen protective services insurance reimbursement (sec. 79.036(4), Wis. Stats.).

County and Municipal Aid Calculation	
1. Prior year county and municipal aid	\$324,279.58
2. Increase due to sales tax revenue, including adjustments (<i>district changes</i>)	\$7,458.43
3. Fallen protective services insurance adjustment	-\$23.97
4. Fallen protective services insurance reimbursement (<i>reported to DOR</i>)	\$0.00
5. Total County and Municipal Aid (sum of Lines 1-4)	\$331,714.04

Utility Aid

- Under state law, utility aid is distributed to each county and municipality where tax-exempt utility property is located (sec. 79.04, Wis. Stats.)
- Utility companies report utility property information to DOR annually
- DOR uses the provided information to accurately calculate utility aid (*shown below*)

Utility Aid Calculation	
1. Net book value, <i>as of December 31, 2024 (including expected additions/retirements)</i>	\$0.00
2. Total net book value payment	\$0.00
3. Minimum payment	\$0.00
4. Megawatt capacity	0.0
5. Megawatt capacity payment	\$0.00
6. Closed/decommissioned production plant (phased down) payment	\$0.00
7. Subtotal (<i>sum of Lines 2, 3, 5 and 6</i>)	\$0.00
8. Population cap	\$1,210,400.00
9. Adjusted subtotal (<i>lesser of Line 7 or Line 8</i>)	\$0.00
10. Adjacent site incentive payment	\$0.00
11. Baseload incentive payment	\$0.00
12. Co-generation incentive payment	\$0.00
13. Alternative energy incentive payment	\$0.00
14. Total incentive payments (<i>sum of Lines 10 through 13</i>)	\$0.00
15. Spent nuclear fuel payment	\$0.00
16. Total Utility Aid – this is the utility aid payment listed on the front of the estimate (<i>sum of Lines 9, 14 and 15</i>)	\$0.00

Supplemental County and Municipal Aid

- Under state law, supplemental county and municipal aid paid to each county and municipality is determined by 2023 Wisconsin Act 12 (sec. 79.037, Wis. Stats.)
- For detailed information, review [county and municipal aid spreadsheet](#)

Supplemental County and Municipal Aid Calculation	
1. Prior year supplemental county and municipal aid	\$77,396.02
2. Increase due to sales tax revenue including adjustments (<i>district changes</i>)	\$1,780.11
3. Total Supplemental County and Municipal Aid (<i>sum of Lines 1 and 2</i>)	\$79,176.13

Expenditure Restraint Incentive Program

- Only municipalities are eligible to receive Expenditure Restraint Incentive Program (ERIP) payments
- Under state law, in 2025, each municipality will receive a payment that is equal to the amount of the payment received by the municipality in 2024 (sec. 79.05(4), Wis. Stats., from 2023 WI Act 12 – notwithstanding subs. (2) and (3))

Contact Information

If you have questions, contact us at lgs@wisconsin.gov, (608) 266-8618 or (608) 261-5167.



State of Wisconsin • DEPARTMENT OF REVENUE

DIVISION OF STATE AND LOCAL FINANCE • BUREAU OF LOCAL GOVERNMENT SERVICES • 2135 RIMROCK RD MADISON, WI 53713

Mailing Address:
PO Box 8971 #6-97
Madison WI 53708-8971
Fax: (608) 264-6887
lgs@wisconsin.gov

September 13, 2024

TAYLOR LARSON
CITY OF AMERY
104 MAPLE ST W, SUITE A
AMERY WI 54001

Notice of Shared Revenue – 2025 Original Estimate

Notice Information

The Wisconsin Department of Revenue (DOR) is providing the **estimated** shared revenue amounts your local government will receive in 2025 under current state law for county and municipal aid, supplemental county and municipal aid, utility aid and the expenditure restraint incentive program. This does not include adjustments, shown on the July and November payment notices.

District	CITY OF AMERY	County	POLK	Co-muni code	48-201
-----------------	---------------	---------------	------	---------------------	--------

Estimate Information

For an explanation of each aid payment listed below, review the additional information in this notice.

2025 Original Estimate	
1. County and municipal aid	\$526,414.39
2. Utility aid	\$20,506.50
3. Supplemental county and municipal aid	\$105,298.70
4. Expenditure restraint incentive program	\$61,457.28
5. Total Estimated 2025 Payments (sum of Lines 1-4)	\$713,676.87

Payment Information

Your local government will receive two distributions in 2025 :

- July 28, 2025: 15% of Line 1, 2, and 3 and 100% of Line 4 (*shown above*)
- November 17, 2025: balance of your 2025 aid payments

County and Municipal Aid

Under state law, the county and municipal aid paid to each county and municipality must be equal to the amount determined in 2012 (sec. 79.036, Wis. Stats.) and adjusted for fallen protective services insurance reimbursement (sec. 79.036(4), Wis. Stats.).

County and Municipal Aid Calculation	
1. Prior year county and municipal aid	\$514,616.25
2. Increase due to sales tax revenue, including adjustments (<i>district changes</i>)	\$11,836.17
3. Fallen protective services insurance adjustment	-\$38.03
4. Fallen protective services insurance reimbursement (<i>reported to DOR</i>)	\$0.00
5. Total County and Municipal Aid (sum of Lines 1-4)	\$526,414.39

Utility Aid

- Under state law, utility aid is distributed to each county and municipality where tax-exempt utility property is located (sec. 79.04, Wis. Stats.)
- Utility companies report utility property information to DOR annually
- DOR uses the provided information to accurately calculate utility aid (*shown below*)

Utility Aid Calculation	
1. Net book value, <i>as of December 31, 2024 (including expected additions/retirements)</i>	\$3,417,750.00
2. Total net book value payment	\$20,506.50
3. Minimum payment	\$0.00
4. Megawatt capacity	0.0
5. Megawatt capacity payment	\$0.00
6. Closed/decommissioned production plant (phased down) payment	\$0.00
7. Subtotal (<i>sum of Lines 2, 3, 5 and 6</i>)	\$20,506.50
8. Population cap	\$1,252,900.00
9. Adjusted subtotal (<i>lesser of Line 7 or Line 8</i>)	\$20,506.50
10. Adjacent site incentive payment	\$0.00
11. Baseload incentive payment	\$0.00
12. Co-generation incentive payment	\$0.00
13. Alternative energy incentive payment	\$0.00
14. Total incentive payments (<i>sum of Lines 10 through 13</i>)	\$0.00
15. Spent nuclear fuel payment	\$0.00
16. Total Utility Aid – this is the utility aid payment listed on the front of the estimate (<i>sum of Lines 9, 14 and 15</i>)	\$20,506.50

Supplemental County and Municipal Aid

- Under state law, supplemental county and municipal aid paid to each county and municipality is determined by 2023 Wisconsin Act 12 (sec. 79.037, Wis. Stats.)
- For detailed information, review [county and municipal aid spreadsheet](#)

Supplemental County and Municipal Aid Calculation	
1. Prior year supplemental county and municipal aid	\$102,931.28
2. Increase due to sales tax revenue including adjustments (<i>district changes</i>)	\$2,367.42
3. Total Supplemental County and Municipal Aid (<i>sum of Lines 1 and 2</i>)	\$105,298.70

Expenditure Restraint Incentive Program

- Only municipalities are eligible to receive Expenditure Restraint Incentive Program (ERIP) payments
- Under state law, in 2025, each municipality will receive a payment that is equal to the amount of the payment received by the municipality in 2024 (sec. 79.05(4), Wis. Stats., from 2023 WI Act 12 – notwithstanding subs. (2) and (3))

Contact Information

If you have questions, contact us at lgs@wisconsin.gov, (608) 266-8618 or (608) 261-5167.



State of Wisconsin • DEPARTMENT OF REVENUE

DIVISION OF STATE AND LOCAL FINANCE • BUREAU OF LOCAL GOVERNMENT SERVICES • 2135 RIMROCK RD MADISON, WI 53713

Mailing Address:
PO Box 8971 #6-97
Madison WI 53708-8971
Fax: (608) 264-6887
lgs@wisconsin.gov

September 13, 2024

SARAH JENSEN
CITY OF SAINT CROIX FALLS
710 STATE RD 35 S
ST CROIX FALLS WI 54024-8324

Notice of Shared Revenue – 2025 Original Estimate

Notice Information

The Wisconsin Department of Revenue (DOR) is providing the **estimated** shared revenue amounts your local government will receive in 2025 under current state law for county and municipal aid, supplemental county and municipal aid, utility aid and the expenditure restraint incentive program. This does not include adjustments, shown on the July and November payment notices.

District	CITY OF SAINT CROIX FALLS	County	POLK	Co-muni code	48-281
-----------------	---------------------------	---------------	------	---------------------	--------

Estimate Information

For an explanation of each aid payment listed below, review the additional information in this notice.

2025 Original Estimate	
1. County and municipal aid	\$150,184.02
2. Utility aid	\$99,783.61
3. Supplemental county and municipal aid	\$68,854.60
4. Expenditure restraint incentive program	\$0.00
5. Total Estimated 2025 Payments (sum of Lines 1-4)	\$318,822.23

Payment Information

Your local government will receive two distributions in 2025 :

- July 28, 2025: 15% of Line 1, 2, and 3 and 100% of Line 4 (*shown above*)
- November 17, 2025: balance of your 2025 aid payments

County and Municipal Aid

Under state law, the county and municipal aid paid to each county and municipality must be equal to the amount determined in 2012 (sec. 79.036, Wis. Stats.) and adjusted for fallen protective services insurance reimbursement (sec. 79.036(4), Wis. Stats.).

County and Municipal Aid Calculation	
1. Prior year county and municipal aid	\$146,818.06
2. Increase due to sales tax revenue, including adjustments (<i>district changes</i>)	\$3,376.81
3. Fallen protective services insurance adjustment	-\$10.85
4. Fallen protective services insurance reimbursement (<i>reported to DOR</i>)	\$0.00
5. Total County and Municipal Aid (sum of Lines 1-4)	\$150,184.02

Utility Aid

- Under state law, utility aid is distributed to each county and municipality where tax-exempt utility property is located (sec. 79.04, Wis. Stats.)
- Utility companies report utility property information to DOR annually
- DOR uses the provided information to accurately calculate utility aid (*shown below*)

Utility Aid Calculation	
1. Net book value, as of December 31, 2024 (including expected additions/retirements)	\$5,675,047.00
2. Total net book value payment	\$34,050.28
3. Minimum payment	\$0.00
4. Megawatt capacity	23.2
5. Megawatt capacity payment	\$30,933.33
6. Closed/decommissioned production plant (phased down) payment	\$0.00
7. Subtotal (sum of Lines 2, 3, 5 and 6)	\$64,983.61
8. Population cap	\$983,875.00
9. Adjusted subtotal (lesser of Line 7 or Line 8)	\$64,983.61
10. Adjacent site incentive payment	\$0.00
11. Baseload incentive payment	\$0.00
12. Co-generation incentive payment	\$0.00
13. Alternative energy incentive payment	\$34,800.00
14. Total incentive payments (sum of Lines 10 through 13)	\$34,800.00
15. Spent nuclear fuel payment	\$0.00
16. Total Utility Aid – this is the utility aid payment listed on the front of the estimate (sum of Lines 9, 14 and 15)	\$99,783.61

Supplemental County and Municipal Aid

- Under state law, supplemental county and municipal aid paid to each county and municipality is determined by 2023 Wisconsin Act 12 (sec. 79.037, Wis. Stats.)
- For detailed information, review [county and municipal aid spreadsheet](#)

Supplemental County and Municipal Aid Calculation	
1. Prior year supplemental county and municipal aid	\$67,306.55
2. Increase due to sales tax revenue including adjustments (district changes)	\$1,548.05
3. Total Supplemental County and Municipal Aid (sum of Lines 1 and 2)	\$68,854.60

Expenditure Restraint Incentive Program

- Only municipalities are eligible to receive Expenditure Restraint Incentive Program (ERIP) payments
- Under state law, in 2025, each municipality will receive a payment that is equal to the amount of the payment received by the municipality in 2024 (sec. 79.05(4), Wis. Stats., from 2023 WI Act 12 – notwithstanding subs. (2) and (3))

Contact Information

If you have questions, contact us at lgs@wisconsin.gov, (608) 266-8618 or (608) 261-5167.



State of Wisconsin • DEPARTMENT OF REVENUE

DIVISION OF STATE AND LOCAL FINANCE • BUREAU OF LOCAL GOVERNMENT SERVICES • 2135 RIMROCK RD MADISON, WI 53713

Mailing Address:
PO Box 8971 #6-97
Madison WI 53708-8971
Fax: (608) 264-6887
lgs@wisconsin.gov

September 13, 2024

SHABANA LUNDEEN
COUNTY OF POLK
100 POLK COUNTY PLAZA #110
BALSAM LAKE WI 54810-9082

Notice of Shared Revenue – 2025 Original Estimate

Notice Information

The Wisconsin Department of Revenue (DOR) is providing the **estimated** shared revenue amounts your local government will receive in 2025 under current state law for county and municipal aid, supplemental county and municipal aid, utility aid and the expenditure restraint incentive program. This does not include adjustments, shown on the July and November payment notices.

District	COUNTY OF POLK	County	POLK	Co-muni code	48-999
-----------------	----------------	---------------	------	---------------------	--------

Estimate Information

For an explanation of each aid payment listed below, review the additional information in this notice.

2025 Original Estimate	
1. County and municipal aid	\$432,757.93
2. Utility aid	\$237,384.19
3. Supplemental county and municipal aid	\$576,784.06
4. Expenditure restraint incentive program	\$0.00
5. Total Estimated 2025 Payments (sum of Lines 1-4)	\$1,246,926.18

Payment Information

Your local government will receive two distributions in 2025 :

- July 28, 2025: 15% of Line 1, 2, and 3 and 100% of Line 4 (*shown above*)
- November 17, 2025: balance of your 2025 aid payments

County and Municipal Aid

Under state law, the county and municipal aid paid to each county and municipality must be equal to the amount determined in 2012 (sec. 79.036, Wis. Stats.) and adjusted for fallen protective services insurance reimbursement (sec. 79.036(4), Wis. Stats.).

County and Municipal Aid Calculation	
1. Prior year county and municipal aid	\$423,058.85
2. Increase due to sales tax revenue, including adjustments (<i>district changes</i>)	\$9,730.35
3. Fallen protective services insurance adjustment	-\$31.27
4. Fallen protective services insurance reimbursement (<i>reported to DOR</i>)	\$0.00
5. Total County and Municipal Aid (sum of Lines 1-4)	\$432,757.93

Utility Aid

- Under state law, utility aid is distributed to each county and municipality where tax-exempt utility property is located (sec. 79.04, Wis. Stats.)
- Utility companies report utility property information to DOR annually
- DOR uses the provided information to accurately calculate utility aid (*shown below*)

Utility Aid Calculation	
1. Net book value, <i>as of December 31, 2024 (including expected additions/retirements)</i>	\$40,375,201.00
2. Total net book value payment	\$177,717.52
3. Minimum payment	\$0.00
4. Megawatt capacity	37.3
5. Megawatt capacity payment	\$24,866.67
6. Closed/decommissioned production plant (phased down) payment	\$0.00
7. Subtotal (<i>sum of Lines 2, 3, 5 and 6</i>)	\$202,584.19
8. Population cap	\$5,706,250.00
9. Adjusted subtotal (<i>lesser of Line 7 or Line 8</i>)	\$202,584.19
10. Adjacent site incentive payment	\$0.00
11. Baseload incentive payment	\$0.00
12. Co-generation incentive payment	\$0.00
13. Alternative energy incentive payment	\$34,800.00
14. Total incentive payments (<i>sum of Lines 10 through 13</i>)	\$34,800.00
15. Spent nuclear fuel payment	\$0.00
16. Total Utility Aid – this is the utility aid payment listed on the front of the estimate (<i>sum of Lines 9, 14 and 15</i>)	\$237,384.19

Supplemental County and Municipal Aid

- Under state law, supplemental county and municipal aid paid to each county and municipality is determined by 2023 Wisconsin Act 12 (sec. 79.037, Wis. Stats.)
- For detailed information, review [county and municipal aid spreadsheet](#)

Supplemental County and Municipal Aid Calculation	
1. Prior year supplemental county and municipal aid	\$563,816.29
2. Increase due to sales tax revenue including adjustments (<i>district changes</i>)	\$12,967.77
3. Total Supplemental County and Municipal Aid (<i>sum of Lines 1 and 2</i>)	\$576,784.06

Expenditure Restraint Incentive Program

- Only municipalities are eligible to receive Expenditure Restraint Incentive Program (ERIP) payments
- Under state law, in 2025, each municipality will receive a payment that is equal to the amount of the payment received by the municipality in 2024 (sec. 79.05(4), Wis. Stats., from 2023 WI Act 12 – notwithstanding subs. (2) and (3))

Contact Information

If you have questions, contact us at lgs@wisconsin.gov, (608) 266-8618 or (608) 261-5167.



State of Wisconsin • DEPARTMENT OF REVENUE

DIVISION OF STATE AND LOCAL FINANCE • BUREAU OF LOCAL GOVERNMENT SERVICES • 2135 RIMROCK RD MADISON, WI 53713

Mailing Address:
PO Box 8971 #6-97
Madison WI 53708-8971
Fax: (608) 264-6887
lgs@wisconsin.gov

September 13, 2024

TRACY GLODOWSKI
TOWN OF ALBAN
PO BOX 303
ROSHOLT WI 54473-0303

Notice of Shared Revenue – 2025 Original Estimate

Notice Information

The Wisconsin Department of Revenue (DOR) is providing the **estimated** shared revenue amounts your local government will receive in 2025 under current state law for county and municipal aid, supplemental county and municipal aid, utility aid and the expenditure restraint incentive program. This does not include adjustments, shown on the July and November payment notices.

District	TOWN OF ALBAN	County	PORTAGE	Co-muni code	49-002
-----------------	---------------	---------------	---------	---------------------	--------

Estimate Information

For an explanation of each aid payment listed below, review the additional information in this notice.

2025 Original Estimate	
1. County and municipal aid	\$17,392.29
2. Utility aid	\$10,385.06
3. Supplemental county and municipal aid	\$45,594.05
4. Expenditure restraint incentive program	\$0.00
5. Total Estimated 2025 Payments (sum of Lines 1-4)	\$73,371.40

Payment Information

Your local government will receive two distributions in 2025 :

- July 28, 2025: 15% of Line 1, 2, and 3 and 100% of Line 4 (*shown above*)
- November 17, 2025: balance of your 2025 aid payments

County and Municipal Aid

Under state law, the county and municipal aid paid to each county and municipality must be equal to the amount determined in 2012 (sec. 79.036, Wis. Stats.) and adjusted for fallen protective services insurance reimbursement (sec. 79.036(4), Wis. Stats.).

County and Municipal Aid Calculation	
1. Prior year county and municipal aid	\$17,002.49
2. Increase due to sales tax revenue, including adjustments (<i>district changes</i>)	\$391.06
3. Fallen protective services insurance adjustment	-\$1.26
4. Fallen protective services insurance reimbursement (<i>reported to DOR</i>)	\$0.00
5. Total County and Municipal Aid (sum of Lines 1-4)	\$17,392.29

Utility Aid

- Under state law, utility aid is distributed to each county and municipality where tax-exempt utility property is located (sec. 79.04, Wis. Stats.)
- Utility companies report utility property information to DOR annually
- DOR uses the provided information to accurately calculate utility aid (*shown below*)

Utility Aid Calculation	
1. Net book value, <i>as of December 31, 2024 (including expected additions/retirements)</i>	\$3,461,685.00
2. Total net book value payment	\$10,385.06
3. Minimum payment	\$0.00
4. Megawatt capacity	0.0
5. Megawatt capacity payment	\$0.00
6. Closed/decommissioned production plant (phased down) payment	\$0.00
7. Subtotal (<i>sum of Lines 2, 3, 5 and 6</i>)	\$10,385.06
8. Population cap	\$369,325.00
9. Adjusted subtotal (<i>lesser of Line 7 or Line 8</i>)	\$10,385.06
10. Adjacent site incentive payment	\$0.00
11. Baseload incentive payment	\$0.00
12. Co-generation incentive payment	\$0.00
13. Alternative energy incentive payment	\$0.00
14. Total incentive payments (<i>sum of Lines 10 through 13</i>)	\$0.00
15. Spent nuclear fuel payment	\$0.00
16. Total Utility Aid – this is the utility aid payment listed on the front of the estimate (<i>sum of Lines 9, 14 and 15</i>)	\$10,385.06

Supplemental County and Municipal Aid

- Under state law, supplemental county and municipal aid paid to each county and municipality is determined by 2023 Wisconsin Act 12 (sec. 79.037, Wis. Stats.)
- For detailed information, review [county and municipal aid spreadsheet](#)

Supplemental County and Municipal Aid Calculation	
1. Prior year supplemental county and municipal aid	\$44,568.96
2. Increase due to sales tax revenue including adjustments (<i>district changes</i>)	\$1,025.09
3. Total Supplemental County and Municipal Aid (<i>sum of Lines 1 and 2</i>)	\$45,594.05

Expenditure Restraint Incentive Program

- Only municipalities are eligible to receive Expenditure Restraint Incentive Program (ERIP) payments
- Under state law, in 2025, each municipality will receive a payment that is equal to the amount of the payment received by the municipality in 2024 (sec. 79.05(4), Wis. Stats., from 2023 WI Act 12 – notwithstanding subs. (2) and (3))

Contact Information

If you have questions, contact us at lgs@wisconsin.gov, (608) 266-8618 or (608) 261-5167.



State of Wisconsin • DEPARTMENT OF REVENUE

DIVISION OF STATE AND LOCAL FINANCE • BUREAU OF LOCAL GOVERNMENT SERVICES • 2135 RIMROCK RD MADISON, WI 53713

Mailing Address:
PO Box 8971 #6-97
Madison WI 53708-8971
Fax: (608) 264-6887
lgs@wisconsin.gov

September 13, 2024

NANCY SEAMAN
TOWN OF ALMOND
7184 LAURAS LN
ALMOND WI 54909-8925

Notice of Shared Revenue – 2025 Original Estimate

Notice Information

The Wisconsin Department of Revenue (DOR) is providing the **estimated** shared revenue amounts your local government will receive in 2025 under current state law for county and municipal aid, supplemental county and municipal aid, utility aid and the expenditure restraint incentive program. This does not include adjustments, shown on the July and November payment notices.

District	TOWN OF ALMOND	County	PORTAGE	Co-muni code	49-004
-----------------	----------------	---------------	---------	---------------------	--------

Estimate Information

For an explanation of each aid payment listed below, review the additional information in this notice.

2025 Original Estimate	
1. County and municipal aid	\$17,338.06
2. Utility aid	\$0.00
3. Supplemental county and municipal aid	\$41,401.24
4. Expenditure restraint incentive program	\$0.00
5. Total Estimated 2025 Payments (sum of Lines 1-4)	\$58,739.30

Payment Information

Your local government will receive two distributions in 2025 :

- July 28, 2025: 15% of Line 1, 2, and 3 and 100% of Line 4 (*shown above*)
- November 17, 2025: balance of your 2025 aid payments

County and Municipal Aid

Under state law, the county and municipal aid paid to each county and municipality must be equal to the amount determined in 2012 (sec. 79.036, Wis. Stats.) and adjusted for fallen protective services insurance reimbursement (sec. 79.036(4), Wis. Stats.).

County and Municipal Aid Calculation	
1. Prior year county and municipal aid	\$16,949.47
2. Increase due to sales tax revenue, including adjustments (<i>district changes</i>)	\$389.84
3. Fallen protective services insurance adjustment	-\$1.25
4. Fallen protective services insurance reimbursement (<i>reported to DOR</i>)	\$0.00
5. Total County and Municipal Aid (sum of Lines 1-4)	\$17,338.06

Utility Aid

- Under state law, utility aid is distributed to each county and municipality where tax-exempt utility property is located (sec. 79.04, Wis. Stats.)
- Utility companies report utility property information to DOR annually
- DOR uses the provided information to accurately calculate utility aid (*shown below*)

Utility Aid Calculation	
1. Net book value, <i>as of December 31, 2024 (including expected additions/retirements)</i>	\$0.00
2. Total net book value payment	\$0.00
3. Minimum payment	\$0.00
4. Megawatt capacity	0.0
5. Megawatt capacity payment	\$0.00
6. Closed/decommissioned production plant (phased down) payment	\$0.00
7. Subtotal (<i>sum of Lines 2, 3, 5 and 6</i>)	\$0.00
8. Population cap	\$260,100.00
9. Adjusted subtotal (<i>lesser of Line 7 or Line 8</i>)	\$0.00
10. Adjacent site incentive payment	\$0.00
11. Baseload incentive payment	\$0.00
12. Co-generation incentive payment	\$0.00
13. Alternative energy incentive payment	\$0.00
14. Total incentive payments (<i>sum of Lines 10 through 13</i>)	\$0.00
15. Spent nuclear fuel payment	\$0.00
16. Total Utility Aid – this is the utility aid payment listed on the front of the estimate (<i>sum of Lines 9, 14 and 15</i>)	\$0.00

Supplemental County and Municipal Aid

- Under state law, supplemental county and municipal aid paid to each county and municipality is determined by 2023 Wisconsin Act 12 (sec. 79.037, Wis. Stats.)
- For detailed information, review [county and municipal aid spreadsheet](#)

Supplemental County and Municipal Aid Calculation	
1. Prior year supplemental county and municipal aid	\$40,470.42
2. Increase due to sales tax revenue including adjustments (<i>district changes</i>)	\$930.82
3. Total Supplemental County and Municipal Aid (<i>sum of Lines 1 and 2</i>)	\$41,401.24

Expenditure Restraint Incentive Program

- Only municipalities are eligible to receive Expenditure Restraint Incentive Program (ERIP) payments
- Under state law, in 2025, each municipality will receive a payment that is equal to the amount of the payment received by the municipality in 2024 (sec. 79.05(4), Wis. Stats., from 2023 WI Act 12 – notwithstanding subs. (2) and (3))

Contact Information

If you have questions, contact us at lgs@wisconsin.gov, (608) 266-8618 or (608) 261-5167.



State of Wisconsin • DEPARTMENT OF REVENUE

DIVISION OF STATE AND LOCAL FINANCE • BUREAU OF LOCAL GOVERNMENT SERVICES • 2135 RIMROCK RD MADISON, WI 53713

Mailing Address:
PO Box 8971 #6-97
Madison WI 53708-8971
Fax: (608) 264-6887
lgs@wisconsin.gov

September 13, 2024

SHAWN LEA
TOWN OF AMHERST
PO BOX 5
AMHERST JUNCTION WI 54407-0005

Notice of Shared Revenue – 2025 Original Estimate

Notice Information

The Wisconsin Department of Revenue (DOR) is providing the **estimated** shared revenue amounts your local government will receive in 2025 under current state law for county and municipal aid, supplemental county and municipal aid, utility aid and the expenditure restraint incentive program. This does not include adjustments, shown on the July and November payment notices.

District	TOWN OF AMHERST	County	PORTAGE	Co-muni code	49-006
-----------------	-----------------	---------------	---------	---------------------	--------

Estimate Information

For an explanation of each aid payment listed below, review the additional information in this notice.

2025 Original Estimate	
1. County and municipal aid	\$26,064.69
2. Utility aid	\$10,552.07
3. Supplemental county and municipal aid	\$55,057.53
4. Expenditure restraint incentive program	\$0.00
5. Total Estimated 2025 Payments (sum of Lines 1-4)	\$91,674.29

Payment Information

Your local government will receive two distributions in 2025 :

- July 28, 2025: 15% of Line 1, 2, and 3 and 100% of Line 4 (*shown above*)
- November 17, 2025: balance of your 2025 aid payments

County and Municipal Aid

Under state law, the county and municipal aid paid to each county and municipality must be equal to the amount determined in 2012 (sec. 79.036, Wis. Stats.) and adjusted for fallen protective services insurance reimbursement (sec. 79.036(4), Wis. Stats.).

County and Municipal Aid Calculation	
1. Prior year county and municipal aid	\$25,480.52
2. Increase due to sales tax revenue, including adjustments (<i>district changes</i>)	\$586.05
3. Fallen protective services insurance adjustment	-\$1.88
4. Fallen protective services insurance reimbursement (<i>reported to DOR</i>)	\$0.00
5. Total County and Municipal Aid (sum of Lines 1-4)	\$26,064.69

Utility Aid

- Under state law, utility aid is distributed to each county and municipality where tax-exempt utility property is located (sec. 79.04, Wis. Stats.)
- Utility companies report utility property information to DOR annually
- DOR uses the provided information to accurately calculate utility aid (*shown below*)

Utility Aid Calculation	
1. Net book value, <i>as of December 31, 2024 (including expected additions/retirements)</i>	\$3,517,355.00
2. Total net book value payment	\$10,552.07
3. Minimum payment	\$0.00
4. Megawatt capacity	0.0
5. Megawatt capacity payment	\$0.00
6. Closed/decommissioned production plant (phased down) payment	\$0.00
7. Subtotal (<i>sum of Lines 2, 3, 5 and 6</i>)	\$10,552.07
8. Population cap	\$594,575.00
9. Adjusted subtotal (<i>lesser of Line 7 or Line 8</i>)	\$10,552.07
10. Adjacent site incentive payment	\$0.00
11. Baseload incentive payment	\$0.00
12. Co-generation incentive payment	\$0.00
13. Alternative energy incentive payment	\$0.00
14. Total incentive payments (<i>sum of Lines 10 through 13</i>)	\$0.00
15. Spent nuclear fuel payment	\$0.00
16. Total Utility Aid – this is the utility aid payment listed on the front of the estimate (<i>sum of Lines 9, 14 and 15</i>)	\$10,552.07

Supplemental County and Municipal Aid

- Under state law, supplemental county and municipal aid paid to each county and municipality is determined by 2023 Wisconsin Act 12 (sec. 79.037, Wis. Stats.)
- For detailed information, review [county and municipal aid spreadsheet](#)

Supplemental County and Municipal Aid Calculation	
1. Prior year supplemental county and municipal aid	\$53,819.68
2. Increase due to sales tax revenue including adjustments (<i>district changes</i>)	\$1,237.85
3. Total Supplemental County and Municipal Aid (<i>sum of Lines 1 and 2</i>)	\$55,057.53

Expenditure Restraint Incentive Program

- Only municipalities are eligible to receive Expenditure Restraint Incentive Program (ERIP) payments
- Under state law, in 2025, each municipality will receive a payment that is equal to the amount of the payment received by the municipality in 2024 (sec. 79.05(4), Wis. Stats., from 2023 WI Act 12 – notwithstanding subs. (2) and (3))

Contact Information

If you have questions, contact us at lgs@wisconsin.gov, (608) 266-8618 or (608) 261-5167.



State of Wisconsin • DEPARTMENT OF REVENUE

DIVISION OF STATE AND LOCAL FINANCE • BUREAU OF LOCAL GOVERNMENT SERVICES • 2135 RIMROCK RD MADISON, WI 53713

Mailing Address:
PO Box 8971 #6-97
Madison WI 53708-8971
Fax: (608) 264-6887
lgs@wisconsin.gov

September 13, 2024

MICHELLE TALLEY
TOWN OF BELMONT
PO BOX 219
ALMOND WI 54909

Notice of Shared Revenue – 2025 Original Estimate

Notice Information

The Wisconsin Department of Revenue (DOR) is providing the **estimated** shared revenue amounts your local government will receive in 2025 under current state law for county and municipal aid, supplemental county and municipal aid, utility aid and the expenditure restraint incentive program. This does not include adjustments, shown on the July and November payment notices.

District	TOWN OF BELMONT	County	PORTAGE	Co-muni code	49-008
-----------------	-----------------	---------------	---------	---------------------	--------

Estimate Information

For an explanation of each aid payment listed below, review the additional information in this notice.

2025 Original Estimate	
1. County and municipal aid	\$15,002.23
2. Utility aid	\$0.00
3. Supplemental county and municipal aid	\$41,384.05
4. Expenditure restraint incentive program	\$0.00
5. Total Estimated 2025 Payments (sum of Lines 1-4)	\$56,386.28

Payment Information

Your local government will receive two distributions in 2025 :

- July 28, 2025: 15% of Line 1, 2, and 3 and 100% of Line 4 (*shown above*)
- November 17, 2025: balance of your 2025 aid payments

County and Municipal Aid

Under state law, the county and municipal aid paid to each county and municipality must be equal to the amount determined in 2012 (sec. 79.036, Wis. Stats.) and adjusted for fallen protective services insurance reimbursement (sec. 79.036(4), Wis. Stats.).

County and Municipal Aid Calculation	
1. Prior year county and municipal aid	\$14,665.99
2. Increase due to sales tax revenue, including adjustments (<i>district changes</i>)	\$337.32
3. Fallen protective services insurance adjustment	-\$1.08
4. Fallen protective services insurance reimbursement (<i>reported to DOR</i>)	\$0.00
5. Total County and Municipal Aid (sum of Lines 1-4)	\$15,002.23

Utility Aid

- Under state law, utility aid is distributed to each county and municipality where tax-exempt utility property is located (sec. 79.04, Wis. Stats.)
- Utility companies report utility property information to DOR annually
- DOR uses the provided information to accurately calculate utility aid (*shown below*)

Utility Aid Calculation	
1. Net book value, <i>as of December 31, 2024 (including expected additions/retirements)</i>	\$0.00
2. Total net book value payment	\$0.00
3. Minimum payment	\$0.00
4. Megawatt capacity	0.0
5. Megawatt capacity payment	\$0.00
6. Closed/decommissioned production plant (phased down) payment	\$0.00
7. Subtotal (<i>sum of Lines 2, 3, 5 and 6</i>)	\$0.00
8. Population cap	\$258,400.00
9. Adjusted subtotal (<i>lesser of Line 7 or Line 8</i>)	\$0.00
10. Adjacent site incentive payment	\$0.00
11. Baseload incentive payment	\$0.00
12. Co-generation incentive payment	\$0.00
13. Alternative energy incentive payment	\$0.00
14. Total incentive payments (<i>sum of Lines 10 through 13</i>)	\$0.00
15. Spent nuclear fuel payment	\$0.00
16. Total Utility Aid – this is the utility aid payment listed on the front of the estimate (<i>sum of Lines 9, 14 and 15</i>)	\$0.00

Supplemental County and Municipal Aid

- Under state law, supplemental county and municipal aid paid to each county and municipality is determined by 2023 Wisconsin Act 12 (sec. 79.037, Wis. Stats.)
- For detailed information, review [county and municipal aid spreadsheet](#)

Supplemental County and Municipal Aid Calculation	
1. Prior year supplemental county and municipal aid	\$40,453.62
2. Increase due to sales tax revenue including adjustments (<i>district changes</i>)	\$930.43
3. Total Supplemental County and Municipal Aid (<i>sum of Lines 1 and 2</i>)	\$41,384.05

Expenditure Restraint Incentive Program

- Only municipalities are eligible to receive Expenditure Restraint Incentive Program (ERIP) payments
- Under state law, in 2025, each municipality will receive a payment that is equal to the amount of the payment received by the municipality in 2024 (sec. 79.05(4), Wis. Stats., from 2023 WI Act 12 – notwithstanding subs. (2) and (3))

Contact Information

If you have questions, contact us at lgs@wisconsin.gov, (608) 266-8618 or (608) 261-5167.



State of Wisconsin • DEPARTMENT OF REVENUE

DIVISION OF STATE AND LOCAL FINANCE • BUREAU OF LOCAL GOVERNMENT SERVICES • 2135 RIMROCK RD MADISON, WI 53713

Mailing Address:
PO Box 8971 #6-97
Madison WI 53708-8971
Fax: (608) 264-6887
lgs@wisconsin.gov

September 13, 2024

GERMAINE STUCZYNSKI
TOWN OF BUENA VISTA
6304 COUNTY ROAD K
AMHERST WI 54406-9065

Notice of Shared Revenue – 2025 Original Estimate

Notice Information

The Wisconsin Department of Revenue (DOR) is providing the **estimated** shared revenue amounts your local government will receive in 2025 under current state law for county and municipal aid, supplemental county and municipal aid, utility aid and the expenditure restraint incentive program. This does not include adjustments, shown on the July and November payment notices.

District	TOWN OF BUENA VISTA	County	PORTAGE	Co-muni code	49-010
-----------------	---------------------	---------------	---------	---------------------	--------

Estimate Information

For an explanation of each aid payment listed below, review the additional information in this notice.

2025 Original Estimate	
1. County and municipal aid	\$30,125.95
2. Utility aid	\$1,922.97
3. Supplemental county and municipal aid	\$50,421.07
4. Expenditure restraint incentive program	\$0.00
5. Total Estimated 2025 Payments (sum of Lines 1-4)	\$82,469.99

Payment Information

Your local government will receive two distributions in 2025 :

- July 28, 2025: 15% of Line 1, 2, and 3 and 100% of Line 4 (*shown above*)
- November 17, 2025: balance of your 2025 aid payments

County and Municipal Aid

Under state law, the county and municipal aid paid to each county and municipality must be equal to the amount determined in 2012 (sec. 79.036, Wis. Stats.) and adjusted for fallen protective services insurance reimbursement (sec. 79.036(4), Wis. Stats.).

County and Municipal Aid Calculation	
1. Prior year county and municipal aid	\$29,450.76
2. Increase due to sales tax revenue, including adjustments (<i>district changes</i>)	\$677.37
3. Fallen protective services insurance adjustment	-\$2.18
4. Fallen protective services insurance reimbursement (<i>reported to DOR</i>)	\$0.00
5. Total County and Municipal Aid (sum of Lines 1-4)	\$30,125.95

Utility Aid

- Under state law, utility aid is distributed to each county and municipality where tax-exempt utility property is located (sec. 79.04, Wis. Stats.)
- Utility companies report utility property information to DOR annually
- DOR uses the provided information to accurately calculate utility aid (*shown below*)

Utility Aid Calculation	
1. Net book value, <i>as of December 31, 2024 (including expected additions/retirements)</i>	\$640,989.00
2. Total net book value payment	\$1,922.97
3. Minimum payment	\$0.00
4. Megawatt capacity	0.0
5. Megawatt capacity payment	\$0.00
6. Closed/decommissioned production plant (phased down) payment	\$0.00
7. Subtotal (<i>sum of Lines 2, 3, 5 and 6</i>)	\$1,922.97
8. Population cap	\$489,175.00
9. Adjusted subtotal (<i>lesser of Line 7 or Line 8</i>)	\$1,922.97
10. Adjacent site incentive payment	\$0.00
11. Baseload incentive payment	\$0.00
12. Co-generation incentive payment	\$0.00
13. Alternative energy incentive payment	\$0.00
14. Total incentive payments (<i>sum of Lines 10 through 13</i>)	\$0.00
15. Spent nuclear fuel payment	\$0.00
16. Total Utility Aid – this is the utility aid payment listed on the front of the estimate (<i>sum of Lines 9, 14 and 15</i>)	\$1,922.97

Supplemental County and Municipal Aid

- Under state law, supplemental county and municipal aid paid to each county and municipality is determined by 2023 Wisconsin Act 12 (sec. 79.037, Wis. Stats.)
- For detailed information, review [county and municipal aid spreadsheet](#)

Supplemental County and Municipal Aid Calculation	
1. Prior year supplemental county and municipal aid	\$49,287.46
2. Increase due to sales tax revenue including adjustments (<i>district changes</i>)	\$1,133.61
3. Total Supplemental County and Municipal Aid (<i>sum of Lines 1 and 2</i>)	\$50,421.07

Expenditure Restraint Incentive Program

- Only municipalities are eligible to receive Expenditure Restraint Incentive Program (ERIP) payments
- Under state law, in 2025, each municipality will receive a payment that is equal to the amount of the payment received by the municipality in 2024 (sec. 79.05(4), Wis. Stats., from 2023 WI Act 12 – notwithstanding subs. (2) and (3))

Contact Information

If you have questions, contact us at lgs@wisconsin.gov, (608) 266-8618 or (608) 261-5167.



State of Wisconsin • DEPARTMENT OF REVENUE

DIVISION OF STATE AND LOCAL FINANCE • BUREAU OF LOCAL GOVERNMENT SERVICES • 2135 RIMROCK RD MADISON, WI 53713

Mailing Address:
PO Box 8971 #6-97
Madison WI 53708-8971
Fax: (608) 264-6887
lgs@wisconsin.gov

September 13, 2024

ANNETTE STASHEK
TOWN OF CARSON
5286 LONE ELM ROAD
JUNCTION CITY WI 54443

Notice of Shared Revenue – 2025 Original Estimate

Notice Information

The Wisconsin Department of Revenue (DOR) is providing the **estimated** shared revenue amounts your local government will receive in 2025 under current state law for county and municipal aid, supplemental county and municipal aid, utility aid and the expenditure restraint incentive program. This does not include adjustments, shown on the July and November payment notices.

District	TOWN OF CARSON	County	PORTAGE	Co-muni code	49-012
-----------------	----------------	---------------	---------	---------------------	--------

Estimate Information

For an explanation of each aid payment listed below, review the additional information in this notice.

2025 Original Estimate	
1. County and municipal aid	\$17,942.13
2. Utility aid	\$575.85
3. Supplemental county and municipal aid	\$54,490.94
4. Expenditure restraint incentive program	\$0.00
5. Total Estimated 2025 Payments (sum of Lines 1-4)	\$73,008.92

Payment Information

Your local government will receive two distributions in 2025 :

- July 28, 2025: 15% of Line 1, 2, and 3 and 100% of Line 4 (*shown above*)
- November 17, 2025: balance of your 2025 aid payments

County and Municipal Aid

Under state law, the county and municipal aid paid to each county and municipality must be equal to the amount determined in 2012 (sec. 79.036, Wis. Stats.) and adjusted for fallen protective services insurance reimbursement (sec. 79.036(4), Wis. Stats.).

County and Municipal Aid Calculation	
1. Prior year county and municipal aid	\$17,540.01
2. Increase due to sales tax revenue, including adjustments (<i>district changes</i>)	\$403.42
3. Fallen protective services insurance adjustment	-\$1.30
4. Fallen protective services insurance reimbursement (<i>reported to DOR</i>)	\$0.00
5. Total County and Municipal Aid (sum of Lines 1-4)	\$17,942.13

Utility Aid

- Under state law, utility aid is distributed to each county and municipality where tax-exempt utility property is located (sec. 79.04, Wis. Stats.)
- Utility companies report utility property information to DOR annually
- DOR uses the provided information to accurately calculate utility aid (*shown below*)

Utility Aid Calculation	
1. Net book value, <i>as of December 31, 2024 (including expected additions/retirements)</i>	\$191,950.00
2. Total net book value payment	\$575.85
3. Minimum payment	\$0.00
4. Megawatt capacity	0.0
5. Megawatt capacity payment	\$0.00
6. Closed/decommissioned production plant (phased down) payment	\$0.00
7. Subtotal (<i>sum of Lines 2, 3, 5 and 6</i>)	\$575.85
8. Population cap	\$590,325.00
9. Adjusted subtotal (<i>lesser of Line 7 or Line 8</i>)	\$575.85
10. Adjacent site incentive payment	\$0.00
11. Baseload incentive payment	\$0.00
12. Co-generation incentive payment	\$0.00
13. Alternative energy incentive payment	\$0.00
14. Total incentive payments (<i>sum of Lines 10 through 13</i>)	\$0.00
15. Spent nuclear fuel payment	\$0.00
16. Total Utility Aid – this is the utility aid payment listed on the front of the estimate (<i>sum of Lines 9, 14 and 15</i>)	\$575.85

Supplemental County and Municipal Aid

- Under state law, supplemental county and municipal aid paid to each county and municipality is determined by 2023 Wisconsin Act 12 (sec. 79.037, Wis. Stats.)
- For detailed information, review [county and municipal aid spreadsheet](#)

Supplemental County and Municipal Aid Calculation	
1. Prior year supplemental county and municipal aid	\$53,265.83
2. Increase due to sales tax revenue including adjustments (<i>district changes</i>)	\$1,225.11
3. Total Supplemental County and Municipal Aid (<i>sum of Lines 1 and 2</i>)	\$54,490.94

Expenditure Restraint Incentive Program

- Only municipalities are eligible to receive Expenditure Restraint Incentive Program (ERIP) payments
- Under state law, in 2025, each municipality will receive a payment that is equal to the amount of the payment received by the municipality in 2024 (sec. 79.05(4), Wis. Stats., from 2023 WI Act 12 – notwithstanding subs. (2) and (3))

Contact Information

If you have questions, contact us at lgs@wisconsin.gov, (608) 266-8618 or (608) 261-5167.



State of Wisconsin • DEPARTMENT OF REVENUE

DIVISION OF STATE AND LOCAL FINANCE • BUREAU OF LOCAL GOVERNMENT SERVICES • 2135 RIMROCK RD MADISON, WI 53713

Mailing Address:
PO Box 8971 #6-97
Madison WI 53708-8971
Fax: (608) 264-6887
lgs@wisconsin.gov

September 13, 2024

ANGELA LOCHINGER
TOWN OF DEWEY
430 DEWEY DRIVE
STEVENS POINT WI 54481

Notice of Shared Revenue – 2025 Original Estimate

Notice Information

The Wisconsin Department of Revenue (DOR) is providing the **estimated** shared revenue amounts your local government will receive in 2025 under current state law for county and municipal aid, supplemental county and municipal aid, utility aid and the expenditure restraint incentive program. This does not include adjustments, shown on the July and November payment notices.

District	TOWN OF DEWEY	County	PORTAGE	Co-muni code	49-014
-----------------	---------------	---------------	---------	---------------------	--------

Estimate Information

For an explanation of each aid payment listed below, review the additional information in this notice.

2025 Original Estimate	
1. County and municipal aid	\$14,872.31
2. Utility aid	\$1,131.37
3. Supplemental county and municipal aid	\$47,363.58
4. Expenditure restraint incentive program	\$0.00
5. Total Estimated 2025 Payments (sum of Lines 1-4)	\$63,367.26

Payment Information

Your local government will receive two distributions in 2025 :

- July 28, 2025: 15% of Line 1, 2, and 3 and 100% of Line 4 (*shown above*)
- November 17, 2025: balance of your 2025 aid payments

County and Municipal Aid

Under state law, the county and municipal aid paid to each county and municipality must be equal to the amount determined in 2012 (sec. 79.036, Wis. Stats.) and adjusted for fallen protective services insurance reimbursement (sec. 79.036(4), Wis. Stats.).

County and Municipal Aid Calculation	
1. Prior year county and municipal aid	\$14,538.98
2. Increase due to sales tax revenue, including adjustments (<i>district changes</i>)	\$334.40
3. Fallen protective services insurance adjustment	-\$1.07
4. Fallen protective services insurance reimbursement (<i>reported to DOR</i>)	\$0.00
5. Total County and Municipal Aid (sum of Lines 1-4)	\$14,872.31

Utility Aid

- Under state law, utility aid is distributed to each county and municipality where tax-exempt utility property is located (sec. 79.04, Wis. Stats.)
- Utility companies report utility property information to DOR annually
- DOR uses the provided information to accurately calculate utility aid (*shown below*)

Utility Aid Calculation	
1. Net book value, <i>as of December 31, 2024 (including expected additions/retirements)</i>	\$377,123.00
2. Total net book value payment	\$1,131.37
3. Minimum payment	\$0.00
4. Megawatt capacity	0.0
5. Megawatt capacity payment	\$0.00
6. Closed/decommissioned production plant (phased down) payment	\$0.00
7. Subtotal (<i>sum of Lines 2, 3, 5 and 6</i>)	\$1,131.37
8. Population cap	\$412,250.00
9. Adjusted subtotal (<i>lesser of Line 7 or Line 8</i>)	\$1,131.37
10. Adjacent site incentive payment	\$0.00
11. Baseload incentive payment	\$0.00
12. Co-generation incentive payment	\$0.00
13. Alternative energy incentive payment	\$0.00
14. Total incentive payments (<i>sum of Lines 10 through 13</i>)	\$0.00
15. Spent nuclear fuel payment	\$0.00
16. Total Utility Aid – this is the utility aid payment listed on the front of the estimate (<i>sum of Lines 9, 14 and 15</i>)	\$1,131.37

Supplemental County and Municipal Aid

- Under state law, supplemental county and municipal aid paid to each county and municipality is determined by 2023 Wisconsin Act 12 (sec. 79.037, Wis. Stats.)
- For detailed information, review [county and municipal aid spreadsheet](#)

Supplemental County and Municipal Aid Calculation	
1. Prior year supplemental county and municipal aid	\$46,298.71
2. Increase due to sales tax revenue including adjustments (<i>district changes</i>)	\$1,064.87
3. Total Supplemental County and Municipal Aid (<i>sum of Lines 1 and 2</i>)	\$47,363.58

Expenditure Restraint Incentive Program

- Only municipalities are eligible to receive Expenditure Restraint Incentive Program (ERIP) payments
- Under state law, in 2025, each municipality will receive a payment that is equal to the amount of the payment received by the municipality in 2024 (sec. 79.05(4), Wis. Stats., from 2023 WI Act 12 – notwithstanding subs. (2) and (3))

Contact Information

If you have questions, contact us at lgs@wisconsin.gov, (608) 266-8618 or (608) 261-5167.



State of Wisconsin • DEPARTMENT OF REVENUE

DIVISION OF STATE AND LOCAL FINANCE • BUREAU OF LOCAL GOVERNMENT SERVICES • 2135 RIMROCK RD MADISON, WI 53713

Mailing Address:
PO Box 8971 #6-97
Madison WI 53708-8971
Fax: (608) 264-6887
lgs@wisconsin.gov

September 13, 2024

SUSAN SKRZECZKOSKI
TOWN OF EAU PLEINE
3191 STATE HIGHWAY 34
JUNCTION CITY WI 54443-9630

Notice of Shared Revenue – 2025 Original Estimate

Notice Information

The Wisconsin Department of Revenue (DOR) is providing the **estimated** shared revenue amounts your local government will receive in 2025 under current state law for county and municipal aid, supplemental county and municipal aid, utility aid and the expenditure restraint incentive program. This does not include adjustments, shown on the July and November payment notices.

District	TOWN OF EAU PLEINE	County	PORTAGE	Co-muni code	49-016
-----------------	--------------------	---------------	---------	---------------------	--------

Estimate Information

For an explanation of each aid payment listed below, review the additional information in this notice.

2025 Original Estimate	
1. County and municipal aid	\$28,697.74
2. Utility aid	\$16,425.19
3. Supplemental county and municipal aid	\$49,047.00
4. Expenditure restraint incentive program	\$0.00
5. Total Estimated 2025 Payments (sum of Lines 1-4)	\$94,169.93

Payment Information

Your local government will receive two distributions in 2025 :

- July 28, 2025: 15% of Line 1, 2, and 3 and 100% of Line 4 (*shown above*)
- November 17, 2025: balance of your 2025 aid payments

County and Municipal Aid

Under state law, the county and municipal aid paid to each county and municipality must be equal to the amount determined in 2012 (sec. 79.036, Wis. Stats.) and adjusted for fallen protective services insurance reimbursement (sec. 79.036(4), Wis. Stats.).

County and Municipal Aid Calculation	
1. Prior year county and municipal aid	\$28,054.56
2. Increase due to sales tax revenue, including adjustments (<i>district changes</i>)	\$645.25
3. Fallen protective services insurance adjustment	-\$2.07
4. Fallen protective services insurance reimbursement (<i>reported to DOR</i>)	\$0.00
5. Total County and Municipal Aid (sum of Lines 1-4)	\$28,697.74

Utility Aid

- Under state law, utility aid is distributed to each county and municipality where tax-exempt utility property is located (sec. 79.04, Wis. Stats.)
- Utility companies report utility property information to DOR annually
- DOR uses the provided information to accurately calculate utility aid (*shown below*)

Utility Aid Calculation	
1. Net book value, <i>as of December 31, 2024 (including expected additions/retirements)</i>	\$275,063.00
2. Total net book value payment	\$825.19
3. Minimum payment	\$0.00
4. Megawatt capacity	7.2
5. Megawatt capacity payment	\$4,800.00
6. Closed/decommissioned production plant (phased down) payment	\$0.00
7. Subtotal (<i>sum of Lines 2, 3, 5 and 6</i>)	\$5,625.19
8. Population cap	\$457,725.00
9. Adjusted subtotal (<i>lesser of Line 7 or Line 8</i>)	\$5,625.19
10. Adjacent site incentive payment	\$0.00
11. Baseload incentive payment	\$0.00
12. Co-generation incentive payment	\$0.00
13. Alternative energy incentive payment	\$10,800.00
14. Total incentive payments (<i>sum of Lines 10 through 13</i>)	\$10,800.00
15. Spent nuclear fuel payment	\$0.00
16. Total Utility Aid – this is the utility aid payment listed on the front of the estimate (<i>sum of Lines 9, 14 and 15</i>)	\$16,425.19

Supplemental County and Municipal Aid

- Under state law, supplemental county and municipal aid paid to each county and municipality is determined by 2023 Wisconsin Act 12 (sec. 79.037, Wis. Stats.)
- For detailed information, review [county and municipal aid spreadsheet](#)

Supplemental County and Municipal Aid Calculation	
1. Prior year supplemental county and municipal aid	\$47,944.28
2. Increase due to sales tax revenue including adjustments (<i>district changes</i>)	\$1,102.72
3. Total Supplemental County and Municipal Aid (<i>sum of Lines 1 and 2</i>)	\$49,047.00

Expenditure Restraint Incentive Program

- Only municipalities are eligible to receive Expenditure Restraint Incentive Program (ERIP) payments
- Under state law, in 2025, each municipality will receive a payment that is equal to the amount of the payment received by the municipality in 2024 (sec. 79.05(4), Wis. Stats., from 2023 WI Act 12 – notwithstanding subs. (2) and (3))

Contact Information

If you have questions, contact us at lgs@wisconsin.gov, (608) 266-8618 or (608) 261-5167.



State of Wisconsin • DEPARTMENT OF REVENUE

DIVISION OF STATE AND LOCAL FINANCE • BUREAU OF LOCAL GOVERNMENT SERVICES • 2135 RIMROCK RD MADISON, WI 53713

Mailing Address:
PO Box 8971 #6-97
Madison WI 53708-8971
Fax: (608) 264-6887
lgs@wisconsin.gov

September 13, 2024

STEFANIE SCHLAPA
TOWN OF GRANT
9011 COUNTY ROAD WW
WISCONSIN RAPIDS WI 54494-9326

Notice of Shared Revenue – 2025 Original Estimate

Notice Information

The Wisconsin Department of Revenue (DOR) is providing the **estimated** shared revenue amounts your local government will receive in 2025 under current state law for county and municipal aid, supplemental county and municipal aid, utility aid and the expenditure restraint incentive program. This does not include adjustments, shown on the July and November payment notices.

District	TOWN OF GRANT	County	PORTAGE	Co-muni code	49-018
-----------------	---------------	---------------	---------	---------------------	--------

Estimate Information

For an explanation of each aid payment listed below, review the additional information in this notice.

2025 Original Estimate	
1. County and municipal aid	\$37,064.56
2. Utility aid	\$291.02
3. Supplemental county and municipal aid	\$62,524.09
4. Expenditure restraint incentive program	\$0.00
5. Total Estimated 2025 Payments (sum of Lines 1-4)	\$99,879.67

Payment Information

Your local government will receive two distributions in 2025 :

- July 28, 2025: 15% of Line 1, 2, and 3 and 100% of Line 4 (*shown above*)
- November 17, 2025: balance of your 2025 aid payments

County and Municipal Aid

Under state law, the county and municipal aid paid to each county and municipality must be equal to the amount determined in 2012 (sec. 79.036, Wis. Stats.) and adjusted for fallen protective services insurance reimbursement (sec. 79.036(4), Wis. Stats.).

County and Municipal Aid Calculation	
1. Prior year county and municipal aid	\$36,233.86
2. Increase due to sales tax revenue, including adjustments (<i>district changes</i>)	\$833.38
3. Fallen protective services insurance adjustment	-\$2.68
4. Fallen protective services insurance reimbursement (<i>reported to DOR</i>)	\$0.00
5. Total County and Municipal Aid (sum of Lines 1-4)	\$37,064.56

Utility Aid

- Under state law, utility aid is distributed to each county and municipality where tax-exempt utility property is located (sec. 79.04, Wis. Stats.)
- Utility companies report utility property information to DOR annually
- DOR uses the provided information to accurately calculate utility aid (*shown below*)

Utility Aid Calculation	
1. Net book value, <i>as of December 31, 2024 (including expected additions/retirements)</i>	\$97,008.00
2. Total net book value payment	\$291.02
3. Minimum payment	\$0.00
4. Megawatt capacity	0.0
5. Megawatt capacity payment	\$0.00
6. Closed/decommissioned production plant (phased down) payment	\$0.00
7. Subtotal (<i>sum of Lines 2, 3, 5 and 6</i>)	\$291.02
8. Population cap	\$783,275.00
9. Adjusted subtotal (<i>lesser of Line 7 or Line 8</i>)	\$291.02
10. Adjacent site incentive payment	\$0.00
11. Baseload incentive payment	\$0.00
12. Co-generation incentive payment	\$0.00
13. Alternative energy incentive payment	\$0.00
14. Total incentive payments (<i>sum of Lines 10 through 13</i>)	\$0.00
15. Spent nuclear fuel payment	\$0.00
16. Total Utility Aid – this is the utility aid payment listed on the front of the estimate (<i>sum of Lines 9, 14 and 15</i>)	\$291.02

Supplemental County and Municipal Aid

- Under state law, supplemental county and municipal aid paid to each county and municipality is determined by 2023 Wisconsin Act 12 (sec. 79.037, Wis. Stats.)
- For detailed information, review [county and municipal aid spreadsheet](#)

Supplemental County and Municipal Aid Calculation	
1. Prior year supplemental county and municipal aid	\$61,118.37
2. Increase due to sales tax revenue including adjustments (<i>district changes</i>)	\$1,405.72
3. Total Supplemental County and Municipal Aid (<i>sum of Lines 1 and 2</i>)	\$62,524.09

Expenditure Restraint Incentive Program

- Only municipalities are eligible to receive Expenditure Restraint Incentive Program (ERIP) payments
- Under state law, in 2025, each municipality will receive a payment that is equal to the amount of the payment received by the municipality in 2024 (sec. 79.05(4), Wis. Stats., from 2023 WI Act 12 – notwithstanding subs. (2) and (3))

Contact Information

If you have questions, contact us at lgs@wisconsin.gov, (608) 266-8618 or (608) 261-5167.



State of Wisconsin • DEPARTMENT OF REVENUE

DIVISION OF STATE AND LOCAL FINANCE • BUREAU OF LOCAL GOVERNMENT SERVICES • 2135 RIMROCK RD MADISON, WI 53713

Mailing Address:
PO Box 8971 #6-97
Madison WI 53708-8971
Fax: (608) 264-6887
lgs@wisconsin.gov

September 13, 2024

DESIREE REDDITT
TOWN OF HULL
4550 WOJCIK MEMORIAL DR
STEVENS POINT WI 54482

Notice of Shared Revenue – 2025 Original Estimate

Notice Information

The Wisconsin Department of Revenue (DOR) is providing the **estimated** shared revenue amounts your local government will receive in 2025 under current state law for county and municipal aid, supplemental county and municipal aid, utility aid and the expenditure restraint incentive program. This does not include adjustments, shown on the July and November payment notices.

District	TOWN OF HULL	County	PORTAGE	Co-muni code	49-020
-----------------	--------------	---------------	---------	---------------------	--------

Estimate Information

For an explanation of each aid payment listed below, review the additional information in this notice.

2025 Original Estimate	
1. County and municipal aid	\$159,056.21
2. Utility aid	\$7,383.31
3. Supplemental county and municipal aid	\$149,535.46
4. Expenditure restraint incentive program	\$0.00
5. Total Estimated 2025 Payments (sum of Lines 1-4)	\$315,974.98

Payment Information

Your local government will receive two distributions in 2025 :

- July 28, 2025: 15% of Line 1, 2, and 3 and 100% of Line 4 (*shown above*)
- November 17, 2025: balance of your 2025 aid payments

County and Municipal Aid

Under state law, the county and municipal aid paid to each county and municipality must be equal to the amount determined in 2012 (sec. 79.036, Wis. Stats.) and adjusted for fallen protective services insurance reimbursement (sec. 79.036(4), Wis. Stats.).

County and Municipal Aid Calculation	
1. Prior year county and municipal aid	\$155,491.40
2. Increase due to sales tax revenue, including adjustments (<i>district changes</i>)	\$3,576.30
3. Fallen protective services insurance adjustment	-\$11.49
4. Fallen protective services insurance reimbursement (<i>reported to DOR</i>)	\$0.00
5. Total County and Municipal Aid (sum of Lines 1-4)	\$159,056.21

Utility Aid

- Under state law, utility aid is distributed to each county and municipality where tax-exempt utility property is located (sec. 79.04, Wis. Stats.)
- Utility companies report utility property information to DOR annually
- DOR uses the provided information to accurately calculate utility aid (*shown below*)

Utility Aid Calculation	
1. Net book value, <i>as of December 31, 2024 (including expected additions/retirements)</i>	\$2,461,103.00
2. Total net book value payment	\$7,383.31
3. Minimum payment	\$0.00
4. Megawatt capacity	0.0
5. Megawatt capacity payment	\$0.00
6. Closed/decommissioned production plant (phased down) payment	\$0.00
7. Subtotal (<i>sum of Lines 2, 3, 5 and 6</i>)	\$7,383.31
8. Population cap	\$2,225,725.00
9. Adjusted subtotal (<i>lesser of Line 7 or Line 8</i>)	\$7,383.31
10. Adjacent site incentive payment	\$0.00
11. Baseload incentive payment	\$0.00
12. Co-generation incentive payment	\$0.00
13. Alternative energy incentive payment	\$0.00
14. Total incentive payments (<i>sum of Lines 10 through 13</i>)	\$0.00
15. Spent nuclear fuel payment	\$0.00
16. Total Utility Aid – this is the utility aid payment listed on the front of the estimate (<i>sum of Lines 9, 14 and 15</i>)	\$7,383.31

Supplemental County and Municipal Aid

- Under state law, supplemental county and municipal aid paid to each county and municipality is determined by 2023 Wisconsin Act 12 (sec. 79.037, Wis. Stats.)
- For detailed information, review [county and municipal aid spreadsheet](#)

Supplemental County and Municipal Aid Calculation	
1. Prior year supplemental county and municipal aid	\$146,173.47
2. Increase due to sales tax revenue including adjustments (<i>district changes</i>)	\$3,361.99
3. Total Supplemental County and Municipal Aid (<i>sum of Lines 1 and 2</i>)	\$149,535.46

Expenditure Restraint Incentive Program

- Only municipalities are eligible to receive Expenditure Restraint Incentive Program (ERIP) payments
- Under state law, in 2025, each municipality will receive a payment that is equal to the amount of the payment received by the municipality in 2024 (sec. 79.05(4), Wis. Stats., from 2023 WI Act 12 – notwithstanding subs. (2) and (3))

Contact Information

If you have questions, contact us at lgs@wisconsin.gov, (608) 266-8618 or (608) 261-5167.



State of Wisconsin • DEPARTMENT OF REVENUE

DIVISION OF STATE AND LOCAL FINANCE • BUREAU OF LOCAL GOVERNMENT SERVICES • 2135 RIMROCK RD MADISON, WI 53713

Mailing Address:
PO Box 8971 #6-97
Madison WI 53708-8971
Fax: (608) 264-6887
lgs@wisconsin.gov

September 13, 2024

KIM BEAUDOIN
TOWN OF LANARK
7174 COUNTY RD TT
AMHERST WI 54406-8801

Notice of Shared Revenue – 2025 Original Estimate

Notice Information

The Wisconsin Department of Revenue (DOR) is providing the **estimated** shared revenue amounts your local government will receive in 2025 under current state law for county and municipal aid, supplemental county and municipal aid, utility aid and the expenditure restraint incentive program. This does not include adjustments, shown on the July and November payment notices.

District	TOWN OF LANARK	County	PORTAGE	Co-muni code	49-022
-----------------	----------------	---------------	---------	---------------------	--------

Estimate Information

For an explanation of each aid payment listed below, review the additional information in this notice.

2025 Original Estimate	
1. County and municipal aid	\$22,174.96
2. Utility aid	\$0.00
3. Supplemental county and municipal aid	\$57,340.85
4. Expenditure restraint incentive program	\$0.00
5. Total Estimated 2025 Payments (sum of Lines 1-4)	\$79,515.81

Payment Information

Your local government will receive two distributions in 2025 :

- July 28, 2025: 15% of Line 1, 2, and 3 and 100% of Line 4 (*shown above*)
- November 17, 2025: balance of your 2025 aid payments

County and Municipal Aid

Under state law, the county and municipal aid paid to each county and municipality must be equal to the amount determined in 2012 (sec. 79.036, Wis. Stats.) and adjusted for fallen protective services insurance reimbursement (sec. 79.036(4), Wis. Stats.).

County and Municipal Aid Calculation	
1. Prior year county and municipal aid	\$21,677.97
2. Increase due to sales tax revenue, including adjustments (<i>district changes</i>)	\$498.59
3. Fallen protective services insurance adjustment	-\$1.60
4. Fallen protective services insurance reimbursement (<i>reported to DOR</i>)	\$0.00
5. Total County and Municipal Aid (sum of Lines 1-4)	\$22,174.96

Utility Aid

- Under state law, utility aid is distributed to each county and municipality where tax-exempt utility property is located (sec. 79.04, Wis. Stats.)
- Utility companies report utility property information to DOR annually
- DOR uses the provided information to accurately calculate utility aid (*shown below*)

Utility Aid Calculation	
1. Net book value, <i>as of December 31, 2024 (including expected additions/retirements)</i>	\$0.00
2. Total net book value payment	\$0.00
3. Minimum payment	\$0.00
4. Megawatt capacity	0.0
5. Megawatt capacity payment	\$0.00
6. Closed/decommissioned production plant (phased down) payment	\$0.00
7. Subtotal (<i>sum of Lines 2, 3, 5 and 6</i>)	\$0.00
8. Population cap	\$660,025.00
9. Adjusted subtotal (<i>lesser of Line 7 or Line 8</i>)	\$0.00
10. Adjacent site incentive payment	\$0.00
11. Baseload incentive payment	\$0.00
12. Co-generation incentive payment	\$0.00
13. Alternative energy incentive payment	\$0.00
14. Total incentive payments (<i>sum of Lines 10 through 13</i>)	\$0.00
15. Spent nuclear fuel payment	\$0.00
16. Total Utility Aid – this is the utility aid payment listed on the front of the estimate (<i>sum of Lines 9, 14 and 15</i>)	\$0.00

Supplemental County and Municipal Aid

- Under state law, supplemental county and municipal aid paid to each county and municipality is determined by 2023 Wisconsin Act 12 (sec. 79.037, Wis. Stats.)
- For detailed information, review [county and municipal aid spreadsheet](#)

Supplemental County and Municipal Aid Calculation	
1. Prior year supplemental county and municipal aid	\$56,051.66
2. Increase due to sales tax revenue including adjustments (<i>district changes</i>)	\$1,289.19
3. Total Supplemental County and Municipal Aid (<i>sum of Lines 1 and 2</i>)	\$57,340.85

Expenditure Restraint Incentive Program

- Only municipalities are eligible to receive Expenditure Restraint Incentive Program (ERIP) payments
- Under state law, in 2025, each municipality will receive a payment that is equal to the amount of the payment received by the municipality in 2024 (sec. 79.05(4), Wis. Stats., from 2023 WI Act 12 – notwithstanding subs. (2) and (3))

Contact Information

If you have questions, contact us at lgs@wisconsin.gov, (608) 266-8618 or (608) 261-5167.



State of Wisconsin • DEPARTMENT OF REVENUE

DIVISION OF STATE AND LOCAL FINANCE • BUREAU OF LOCAL GOVERNMENT SERVICES • 2135 RIMROCK RD MADISON, WI 53713

Mailing Address:
PO Box 8971 #6-97
Madison WI 53708-8971
Fax: (608) 264-6887
lgs@wisconsin.gov

September 13, 2024

DENISE HULCE
TOWN OF LINWOOD
2278 BLUEBIRD LN
STEVENS POINT WI 54481-9002

Notice of Shared Revenue – 2025 Original Estimate

Notice Information

The Wisconsin Department of Revenue (DOR) is providing the **estimated** shared revenue amounts your local government will receive in 2025 under current state law for county and municipal aid, supplemental county and municipal aid, utility aid and the expenditure restraint incentive program. This does not include adjustments, shown on the July and November payment notices.

District	TOWN OF LINWOOD	County	PORTAGE	Co-muni code	49-024
-----------------	-----------------	---------------	---------	---------------------	--------

Estimate Information

For an explanation of each aid payment listed below, review the additional information in this notice.

2025 Original Estimate	
1. County and municipal aid	\$20,093.16
2. Utility aid	\$978.93
3. Supplemental county and municipal aid	\$49,407.71
4. Expenditure restraint incentive program	\$0.00
5. Total Estimated 2025 Payments (sum of Lines 1-4)	\$70,479.80

Payment Information

Your local government will receive two distributions in 2025 :

- July 28, 2025: 15% of Line 1, 2, and 3 and 100% of Line 4 (*shown above*)
- November 17, 2025: balance of your 2025 aid payments

County and Municipal Aid

Under state law, the county and municipal aid paid to each county and municipality must be equal to the amount determined in 2012 (sec. 79.036, Wis. Stats.) and adjusted for fallen protective services insurance reimbursement (sec. 79.036(4), Wis. Stats.).

County and Municipal Aid Calculation	
1. Prior year county and municipal aid	\$19,642.83
2. Increase due to sales tax revenue, including adjustments (<i>district changes</i>)	\$451.78
3. Fallen protective services insurance adjustment	-\$1.45
4. Fallen protective services insurance reimbursement (<i>reported to DOR</i>)	\$0.00
5. Total County and Municipal Aid (sum of Lines 1-4)	\$20,093.16

Utility Aid

- Under state law, utility aid is distributed to each county and municipality where tax-exempt utility property is located (sec. 79.04, Wis. Stats.)
- Utility companies report utility property information to DOR annually
- DOR uses the provided information to accurately calculate utility aid (*shown below*)

Utility Aid Calculation	
1. Net book value, <i>as of December 31, 2024 (including expected additions/retirements)</i>	\$326,311.00
2. Total net book value payment	\$978.93
3. Minimum payment	\$0.00
4. Megawatt capacity	0.0
5. Megawatt capacity payment	\$0.00
6. Closed/decommissioned production plant (phased down) payment	\$0.00
7. Subtotal (<i>sum of Lines 2, 3, 5 and 6</i>)	\$978.93
8. Population cap	\$462,400.00
9. Adjusted subtotal (<i>lesser of Line 7 or Line 8</i>)	\$978.93
10. Adjacent site incentive payment	\$0.00
11. Baseload incentive payment	\$0.00
12. Co-generation incentive payment	\$0.00
13. Alternative energy incentive payment	\$0.00
14. Total incentive payments (<i>sum of Lines 10 through 13</i>)	\$0.00
15. Spent nuclear fuel payment	\$0.00
16. Total Utility Aid – this is the utility aid payment listed on the front of the estimate (<i>sum of Lines 9, 14 and 15</i>)	\$978.93

Supplemental County and Municipal Aid

- Under state law, supplemental county and municipal aid paid to each county and municipality is determined by 2023 Wisconsin Act 12 (sec. 79.037, Wis. Stats.)
- For detailed information, review [county and municipal aid spreadsheet](#)

Supplemental County and Municipal Aid Calculation	
1. Prior year supplemental county and municipal aid	\$48,296.88
2. Increase due to sales tax revenue including adjustments (<i>district changes</i>)	\$1,110.83
3. Total Supplemental County and Municipal Aid (<i>sum of Lines 1 and 2</i>)	\$49,407.71

Expenditure Restraint Incentive Program

- Only municipalities are eligible to receive Expenditure Restraint Incentive Program (ERIP) payments
- Under state law, in 2025, each municipality will receive a payment that is equal to the amount of the payment received by the municipality in 2024 (sec. 79.05(4), Wis. Stats., from 2023 WI Act 12 – notwithstanding subs. (2) and (3))

Contact Information

If you have questions, contact us at lgs@wisconsin.gov, (608) 266-8618 or (608) 261-5167.



State of Wisconsin • DEPARTMENT OF REVENUE

DIVISION OF STATE AND LOCAL FINANCE • BUREAU OF LOCAL GOVERNMENT SERVICES • 2135 RIMROCK RD MADISON, WI 53713

Mailing Address:
PO Box 8971 #6-97
Madison WI 53708-8971
Fax: (608) 264-6887
lgs@wisconsin.gov

September 13, 2024

PAT ZELLMER
TOWN OF NEW HOPE
1501 COUNTY RD ZZ NORTH
AMHERST JUNCTION WI 54407-8800

Notice of Shared Revenue – 2025 Original Estimate

Notice Information

The Wisconsin Department of Revenue (DOR) is providing the **estimated** shared revenue amounts your local government will receive in 2025 under current state law for county and municipal aid, supplemental county and municipal aid, utility aid and the expenditure restraint incentive program. This does not include adjustments, shown on the July and November payment notices.

District	TOWN OF NEW HOPE	County	PORTAGE	Co-muni code	49-026
-----------------	------------------	---------------	---------	---------------------	--------

Estimate Information

For an explanation of each aid payment listed below, review the additional information in this notice.

2025 Original Estimate	
1. County and municipal aid	\$10,537.04
2. Utility aid	\$0.00
3. Supplemental county and municipal aid	\$43,033.83
4. Expenditure restraint incentive program	\$0.00
5. Total Estimated 2025 Payments (sum of Lines 1-4)	\$53,570.87

Payment Information

Your local government will receive two distributions in 2025 :

- July 28, 2025: 15% of Line 1, 2, and 3 and 100% of Line 4 (*shown above*)
- November 17, 2025: balance of your 2025 aid payments

County and Municipal Aid

Under state law, the county and municipal aid paid to each county and municipality must be equal to the amount determined in 2012 (sec. 79.036, Wis. Stats.) and adjusted for fallen protective services insurance reimbursement (sec. 79.036(4), Wis. Stats.).

County and Municipal Aid Calculation	
1. Prior year county and municipal aid	\$10,300.88
2. Increase due to sales tax revenue, including adjustments (<i>district changes</i>)	\$236.92
3. Fallen protective services insurance adjustment	-\$0.76
4. Fallen protective services insurance reimbursement (<i>reported to DOR</i>)	\$0.00
5. Total County and Municipal Aid (sum of Lines 1-4)	\$10,537.04

Utility Aid

- Under state law, utility aid is distributed to each county and municipality where tax-exempt utility property is located (sec. 79.04, Wis. Stats.)
- Utility companies report utility property information to DOR annually
- DOR uses the provided information to accurately calculate utility aid (*shown below*)

Utility Aid Calculation	
1. Net book value, as of December 31, 2024 (including expected additions/retirements)	\$0.00
2. Total net book value payment	\$0.00
3. Minimum payment	\$0.00
4. Megawatt capacity	0.0
5. Megawatt capacity payment	\$0.00
6. Closed/decommissioned production plant (phased down) payment	\$0.00
7. Subtotal (sum of Lines 2, 3, 5 and 6)	\$0.00
8. Population cap	\$306,000.00
9. Adjusted subtotal (lesser of Line 7 or Line 8)	\$0.00
10. Adjacent site incentive payment	\$0.00
11. Baseload incentive payment	\$0.00
12. Co-generation incentive payment	\$0.00
13. Alternative energy incentive payment	\$0.00
14. Total incentive payments (sum of Lines 10 through 13)	\$0.00
15. Spent nuclear fuel payment	\$0.00
16. Total Utility Aid – this is the utility aid payment listed on the front of the estimate (sum of Lines 9, 14 and 15)	\$0.00

Supplemental County and Municipal Aid

- Under state law, supplemental county and municipal aid paid to each county and municipality is determined by 2023 Wisconsin Act 12 (sec. 79.037, Wis. Stats.)
- For detailed information, review [county and municipal aid spreadsheet](#)

Supplemental County and Municipal Aid Calculation	
1. Prior year supplemental county and municipal aid	\$42,066.31
2. Increase due to sales tax revenue including adjustments (district changes)	\$967.52
3. Total Supplemental County and Municipal Aid (sum of Lines 1 and 2)	\$43,033.83

Expenditure Restraint Incentive Program

- Only municipalities are eligible to receive Expenditure Restraint Incentive Program (ERIP) payments
- Under state law, in 2025, each municipality will receive a payment that is equal to the amount of the payment received by the municipality in 2024 (sec. 79.05(4), Wis. Stats., from 2023 WI Act 12 – notwithstanding subs. (2) and (3))

Contact Information

If you have questions, contact us at lgs@wisconsin.gov, (608) 266-8618 or (608) 261-5167.



State of Wisconsin • DEPARTMENT OF REVENUE

DIVISION OF STATE AND LOCAL FINANCE • BUREAU OF LOCAL GOVERNMENT SERVICES • 2135 RIMROCK RD MADISON, WI 53713

Mailing Address:
PO Box 8971 #6-97
Madison WI 53708-8971
Fax: (608) 264-6887
lgs@wisconsin.gov

September 13, 2024

PAULA CUMMINGS
TOWN OF PINE GROVE
POB 312
BANCROFT WI 54921-0312

Notice of Shared Revenue – 2025 Original Estimate

Notice Information

The Wisconsin Department of Revenue (DOR) is providing the **estimated** shared revenue amounts your local government will receive in 2025 under current state law for county and municipal aid, supplemental county and municipal aid, utility aid and the expenditure restraint incentive program. This does not include adjustments, shown on the July and November payment notices.

District	TOWN OF PINE GROVE	County	PORTAGE	Co-muni code	49-028
-----------------	--------------------	---------------	---------	---------------------	--------

Estimate Information

For an explanation of each aid payment listed below, review the additional information in this notice.

2025 Original Estimate	
1. County and municipal aid	\$47,884.55
2. Utility aid	\$0.00
3. Supplemental county and municipal aid	\$45,697.13
4. Expenditure restraint incentive program	\$0.00
5. Total Estimated 2025 Payments (sum of Lines 1-4)	\$93,581.68

Payment Information

Your local government will receive two distributions in 2025 :

- July 28, 2025: 15% of Line 1, 2, and 3 and 100% of Line 4 (*shown above*)
- November 17, 2025: balance of your 2025 aid payments

County and Municipal Aid

Under state law, the county and municipal aid paid to each county and municipality must be equal to the amount determined in 2012 (sec. 79.036, Wis. Stats.) and adjusted for fallen protective services insurance reimbursement (sec. 79.036(4), Wis. Stats.).

County and Municipal Aid Calculation	
1. Prior year county and municipal aid	\$46,811.35
2. Increase due to sales tax revenue, including adjustments (<i>district changes</i>)	\$1,076.66
3. Fallen protective services insurance adjustment	-\$3.46
4. Fallen protective services insurance reimbursement (<i>reported to DOR</i>)	\$0.00
5. Total County and Municipal Aid (sum of Lines 1-4)	\$47,884.55

Utility Aid

- Under state law, utility aid is distributed to each county and municipality where tax-exempt utility property is located (sec. 79.04, Wis. Stats.)
- Utility companies report utility property information to DOR annually
- DOR uses the provided information to accurately calculate utility aid (*shown below*)

Utility Aid Calculation	
1. Net book value, <i>as of December 31, 2024 (including expected additions/retirements)</i>	\$0.00
2. Total net book value payment	\$0.00
3. Minimum payment	\$0.00
4. Megawatt capacity	0.0
5. Megawatt capacity payment	\$0.00
6. Closed/decommissioned production plant (phased down) payment	\$0.00
7. Subtotal (<i>sum of Lines 2, 3, 5 and 6</i>)	\$0.00
8. Population cap	\$371,875.00
9. Adjusted subtotal (<i>lesser of Line 7 or Line 8</i>)	\$0.00
10. Adjacent site incentive payment	\$0.00
11. Baseload incentive payment	\$0.00
12. Co-generation incentive payment	\$0.00
13. Alternative energy incentive payment	\$0.00
14. Total incentive payments (<i>sum of Lines 10 through 13</i>)	\$0.00
15. Spent nuclear fuel payment	\$0.00
16. Total Utility Aid – this is the utility aid payment listed on the front of the estimate (<i>sum of Lines 9, 14 and 15</i>)	\$0.00

Supplemental County and Municipal Aid

- Under state law, supplemental county and municipal aid paid to each county and municipality is determined by 2023 Wisconsin Act 12 (sec. 79.037, Wis. Stats.)
- For detailed information, review [county and municipal aid spreadsheet](#)

Supplemental County and Municipal Aid Calculation	
1. Prior year supplemental county and municipal aid	\$44,669.73
2. Increase due to sales tax revenue including adjustments (<i>district changes</i>)	\$1,027.40
3. Total Supplemental County and Municipal Aid (<i>sum of Lines 1 and 2</i>)	\$45,697.13

Expenditure Restraint Incentive Program

- Only municipalities are eligible to receive Expenditure Restraint Incentive Program (ERIP) payments
- Under state law, in 2025, each municipality will receive a payment that is equal to the amount of the payment received by the municipality in 2024 (sec. 79.05(4), Wis. Stats., from 2023 WI Act 12 – notwithstanding subs. (2) and (3))

Contact Information

If you have questions, contact us at lgs@wisconsin.gov, (608) 266-8618 or (608) 261-5167.



State of Wisconsin • DEPARTMENT OF REVENUE

DIVISION OF STATE AND LOCAL FINANCE • BUREAU OF LOCAL GOVERNMENT SERVICES • 2135 RIMROCK RD MADISON, WI 53713

Mailing Address:
PO Box 8971 #6-97
Madison WI 53708-8971
Fax: (608) 264-6887
lgs@wisconsin.gov

September 13, 2024

PATRICIA WELLER
TOWN OF PLOVER
5081 HOOVER AVENUE SOUTH
PLOVER WI 54467

Notice of Shared Revenue – 2025 Original Estimate

Notice Information

The Wisconsin Department of Revenue (DOR) is providing the **estimated** shared revenue amounts your local government will receive in 2025 under current state law for county and municipal aid, supplemental county and municipal aid, utility aid and the expenditure restraint incentive program. This does not include adjustments, shown on the July and November payment notices.

District	TOWN OF PLOVER	County	PORTAGE	Co-muni code	49-030
-----------------	----------------	---------------	---------	---------------------	--------

Estimate Information

For an explanation of each aid payment listed below, review the additional information in this notice.

2025 Original Estimate	
1. County and municipal aid	\$31,250.66
2. Utility aid	\$27,861.16
3. Supplemental county and municipal aid	\$57,546.84
4. Expenditure restraint incentive program	\$0.00
5. Total Estimated 2025 Payments (sum of Lines 1-4)	\$116,658.66

Payment Information

Your local government will receive two distributions in 2025 :

- July 28, 2025: 15% of Line 1, 2, and 3 and 100% of Line 4 (*shown above*)
- November 17, 2025: balance of your 2025 aid payments

County and Municipal Aid

Under state law, the county and municipal aid paid to each county and municipality must be equal to the amount determined in 2012 (sec. 79.036, Wis. Stats.) and adjusted for fallen protective services insurance reimbursement (sec. 79.036(4), Wis. Stats.).

County and Municipal Aid Calculation	
1. Prior year county and municipal aid	\$30,550.26
2. Increase due to sales tax revenue, including adjustments (<i>district changes</i>)	\$702.66
3. Fallen protective services insurance adjustment	-\$2.26
4. Fallen protective services insurance reimbursement (<i>reported to DOR</i>)	\$0.00
5. Total County and Municipal Aid (sum of Lines 1-4)	\$31,250.66

Utility Aid

- Under state law, utility aid is distributed to each county and municipality where tax-exempt utility property is located (sec. 79.04, Wis. Stats.)
- Utility companies report utility property information to DOR annually
- DOR uses the provided information to accurately calculate utility aid (*shown below*)

Utility Aid Calculation	
1. Net book value, <i>as of December 31, 2024 (including expected additions/retirements)</i>	\$9,287,054.00
2. Total net book value payment	\$27,861.16
3. Minimum payment	\$0.00
4. Megawatt capacity	0.0
5. Megawatt capacity payment	\$0.00
6. Closed/decommissioned production plant (phased down) payment	\$0.00
7. Subtotal (<i>sum of Lines 2, 3, 5 and 6</i>)	\$27,861.16
8. Population cap	\$663,000.00
9. Adjusted subtotal (<i>lesser of Line 7 or Line 8</i>)	\$27,861.16
10. Adjacent site incentive payment	\$0.00
11. Baseload incentive payment	\$0.00
12. Co-generation incentive payment	\$0.00
13. Alternative energy incentive payment	\$0.00
14. Total incentive payments (<i>sum of Lines 10 through 13</i>)	\$0.00
15. Spent nuclear fuel payment	\$0.00
16. Total Utility Aid – this is the utility aid payment listed on the front of the estimate (<i>sum of Lines 9, 14 and 15</i>)	\$27,861.16

Supplemental County and Municipal Aid

- Under state law, supplemental county and municipal aid paid to each county and municipality is determined by 2023 Wisconsin Act 12 (sec. 79.037, Wis. Stats.)
- For detailed information, review [county and municipal aid spreadsheet](#)

Supplemental County and Municipal Aid Calculation	
1. Prior year supplemental county and municipal aid	\$56,253.02
2. Increase due to sales tax revenue including adjustments (<i>district changes</i>)	\$1,293.82
3. Total Supplemental County and Municipal Aid (<i>sum of Lines 1 and 2</i>)	\$57,546.84

Expenditure Restraint Incentive Program

- Only municipalities are eligible to receive Expenditure Restraint Incentive Program (ERIP) payments
- Under state law, in 2025, each municipality will receive a payment that is equal to the amount of the payment received by the municipality in 2024 (sec. 79.05(4), Wis. Stats., from 2023 WI Act 12 – notwithstanding subs. (2) and (3))

Contact Information

If you have questions, contact us at lgs@wisconsin.gov, (608) 266-8618 or (608) 261-5167.



State of Wisconsin • DEPARTMENT OF REVENUE

DIVISION OF STATE AND LOCAL FINANCE • BUREAU OF LOCAL GOVERNMENT SERVICES • 2135 RIMROCK RD MADISON, WI 53713

Mailing Address:
PO Box 8971 #6-97
Madison WI 53708-8971
Fax: (608) 264-6887
lgs@wisconsin.gov

September 13, 2024

PAM FILTZ
TOWN OF SHARON
6704 STATE HWY 66
CUSTER WI 54423

Notice of Shared Revenue – 2025 Original Estimate

Notice Information

The Wisconsin Department of Revenue (DOR) is providing the **estimated** shared revenue amounts your local government will receive in 2025 under current state law for county and municipal aid, supplemental county and municipal aid, utility aid and the expenditure restraint incentive program. This does not include adjustments, shown on the July and November payment notices.

District	TOWN OF SHARON	County	PORTAGE	Co-muni code	49-032
-----------------	----------------	---------------	---------	---------------------	--------

Estimate Information

For an explanation of each aid payment listed below, review the additional information in this notice.

2025 Original Estimate	
1. County and municipal aid	\$37,957.57
2. Utility aid	\$205.43
3. Supplemental county and municipal aid	\$67,362.30
4. Expenditure restraint incentive program	\$0.00
5. Total Estimated 2025 Payments (sum of Lines 1-4)	\$105,525.30

Payment Information

Your local government will receive two distributions in 2025 :

- July 28, 2025: 15% of Line 1, 2, and 3 and 100% of Line 4 (*shown above*)
- November 17, 2025: balance of your 2025 aid payments

County and Municipal Aid

Under state law, the county and municipal aid paid to each county and municipality must be equal to the amount determined in 2012 (sec. 79.036, Wis. Stats.) and adjusted for fallen protective services insurance reimbursement (sec. 79.036(4), Wis. Stats.).

County and Municipal Aid Calculation	
1. Prior year county and municipal aid	\$37,106.85
2. Increase due to sales tax revenue, including adjustments (<i>district changes</i>)	\$853.46
3. Fallen protective services insurance adjustment	-\$2.74
4. Fallen protective services insurance reimbursement (<i>reported to DOR</i>)	\$0.00
5. Total County and Municipal Aid (sum of Lines 1-4)	\$37,957.57

Utility Aid

- Under state law, utility aid is distributed to each county and municipality where tax-exempt utility property is located (sec. 79.04, Wis. Stats.)
- Utility companies report utility property information to DOR annually
- DOR uses the provided information to accurately calculate utility aid (*shown below*)

Utility Aid Calculation	
1. Net book value, <i>as of December 31, 2024 (including expected additions/retirements)</i>	\$68,477.00
2. Total net book value payment	\$205.43
3. Minimum payment	\$0.00
4. Megawatt capacity	0.0
5. Megawatt capacity payment	\$0.00
6. Closed/decommissioned production plant (phased down) payment	\$0.00
7. Subtotal (<i>sum of Lines 2, 3, 5 and 6</i>)	\$205.43
8. Population cap	\$909,925.00
9. Adjusted subtotal (<i>lesser of Line 7 or Line 8</i>)	\$205.43
10. Adjacent site incentive payment	\$0.00
11. Baseload incentive payment	\$0.00
12. Co-generation incentive payment	\$0.00
13. Alternative energy incentive payment	\$0.00
14. Total incentive payments (<i>sum of Lines 10 through 13</i>)	\$0.00
15. Spent nuclear fuel payment	\$0.00
16. Total Utility Aid – this is the utility aid payment listed on the front of the estimate (<i>sum of Lines 9, 14 and 15</i>)	\$205.43

Supplemental County and Municipal Aid

- Under state law, supplemental county and municipal aid paid to each county and municipality is determined by 2023 Wisconsin Act 12 (sec. 79.037, Wis. Stats.)
- For detailed information, review [county and municipal aid spreadsheet](#)

Supplemental County and Municipal Aid Calculation	
1. Prior year supplemental county and municipal aid	\$65,847.80
2. Increase due to sales tax revenue including adjustments (<i>district changes</i>)	\$1,514.50
3. Total Supplemental County and Municipal Aid (<i>sum of Lines 1 and 2</i>)	\$67,362.30

Expenditure Restraint Incentive Program

- Only municipalities are eligible to receive Expenditure Restraint Incentive Program (ERIP) payments
- Under state law, in 2025, each municipality will receive a payment that is equal to the amount of the payment received by the municipality in 2024 (sec. 79.05(4), Wis. Stats., from 2023 WI Act 12 – notwithstanding subs. (2) and (3))

Contact Information

If you have questions, contact us at lgs@wisconsin.gov, (608) 266-8618 or (608) 261-5167.



State of Wisconsin • DEPARTMENT OF REVENUE

DIVISION OF STATE AND LOCAL FINANCE • BUREAU OF LOCAL GOVERNMENT SERVICES • 2135 RIMROCK RD MADISON, WI 53713

Mailing Address:
PO Box 8971 #6-97
Madison WI 53708-8971
Fax: (608) 264-6887
lgs@wisconsin.gov

September 13, 2024

JENNIFER ZURAWSKI
TOWN OF STOCKTON
7252 6TH ST
CUSTER WI 54423-9743

Notice of Shared Revenue – 2025 Original Estimate

Notice Information

The Wisconsin Department of Revenue (DOR) is providing the **estimated** shared revenue amounts your local government will receive in 2025 under current state law for county and municipal aid, supplemental county and municipal aid, utility aid and the expenditure restraint incentive program. This does not include adjustments, shown on the July and November payment notices.

District	TOWN OF STOCKTON	County	PORTAGE	Co-muni code	49-034
-----------------	------------------	---------------	---------	---------------------	--------

Estimate Information

For an explanation of each aid payment listed below, review the additional information in this notice.

2025 Original Estimate	
1. County and municipal aid	\$45,973.25
2. Utility aid	\$12,601.02
3. Supplemental county and municipal aid	\$82,809.09
4. Expenditure restraint incentive program	\$0.00
5. Total Estimated 2025 Payments (sum of Lines 1-4)	\$141,383.36

Payment Information

Your local government will receive two distributions in 2025 :

- July 28, 2025: 15% of Line 1, 2, and 3 and 100% of Line 4 (*shown above*)
- November 17, 2025: balance of your 2025 aid payments

County and Municipal Aid

Under state law, the county and municipal aid paid to each county and municipality must be equal to the amount determined in 2012 (sec. 79.036, Wis. Stats.) and adjusted for fallen protective services insurance reimbursement (sec. 79.036(4), Wis. Stats.).

County and Municipal Aid Calculation	
1. Prior year county and municipal aid	\$44,942.88
2. Increase due to sales tax revenue, including adjustments (<i>district changes</i>)	\$1,033.69
3. Fallen protective services insurance adjustment	-\$3.32
4. Fallen protective services insurance reimbursement (<i>reported to DOR</i>)	\$0.00
5. Total County and Municipal Aid (sum of Lines 1-4)	\$45,973.25

Utility Aid

- Under state law, utility aid is distributed to each county and municipality where tax-exempt utility property is located (sec. 79.04, Wis. Stats.)
- Utility companies report utility property information to DOR annually
- DOR uses the provided information to accurately calculate utility aid (*shown below*)

Utility Aid Calculation	
1. Net book value, <i>as of December 31, 2024 (including expected additions/retirements)</i>	\$4,200,339.00
2. Total net book value payment	\$12,601.02
3. Minimum payment	\$0.00
4. Megawatt capacity	0.0
5. Megawatt capacity payment	\$0.00
6. Closed/decommissioned production plant (phased down) payment	\$0.00
7. Subtotal (<i>sum of Lines 2, 3, 5 and 6</i>)	\$12,601.02
8. Population cap	\$1,290,725.00
9. Adjusted subtotal (<i>lesser of Line 7 or Line 8</i>)	\$12,601.02
10. Adjacent site incentive payment	\$0.00
11. Baseload incentive payment	\$0.00
12. Co-generation incentive payment	\$0.00
13. Alternative energy incentive payment	\$0.00
14. Total incentive payments (<i>sum of Lines 10 through 13</i>)	\$0.00
15. Spent nuclear fuel payment	\$0.00
16. Total Utility Aid – this is the utility aid payment listed on the front of the estimate (<i>sum of Lines 9, 14 and 15</i>)	\$12,601.02

Supplemental County and Municipal Aid

- Under state law, supplemental county and municipal aid paid to each county and municipality is determined by 2023 Wisconsin Act 12 (sec. 79.037, Wis. Stats.)
- For detailed information, review [county and municipal aid spreadsheet](#)

Supplemental County and Municipal Aid Calculation	
1. Prior year supplemental county and municipal aid	\$80,947.30
2. Increase due to sales tax revenue including adjustments (<i>district changes</i>)	\$1,861.79
3. Total Supplemental County and Municipal Aid (<i>sum of Lines 1 and 2</i>)	\$82,809.09

Expenditure Restraint Incentive Program

- Only municipalities are eligible to receive Expenditure Restraint Incentive Program (ERIP) payments
- Under state law, in 2025, each municipality will receive a payment that is equal to the amount of the payment received by the municipality in 2024 (sec. 79.05(4), Wis. Stats., from 2023 WI Act 12 – notwithstanding subs. (2) and (3))

Contact Information

If you have questions, contact us at lgs@wisconsin.gov, (608) 266-8618 or (608) 261-5167.



State of Wisconsin • DEPARTMENT OF REVENUE

DIVISION OF STATE AND LOCAL FINANCE • BUREAU OF LOCAL GOVERNMENT SERVICES • 2135 RIMROCK RD MADISON, WI 53713

Mailing Address:
PO Box 8971 #6-97
Madison WI 53708-8971
Fax: (608) 264-6887
lgs@wisconsin.gov

September 13, 2024

CAROL SMITH
VILLAGE OF ALMOND
PO BOX 125, 122 MAIN ST
ALMOND WI 54909-9558

Notice of Shared Revenue – 2025 Original Estimate

Notice Information

The Wisconsin Department of Revenue (DOR) is providing the **estimated** shared revenue amounts your local government will receive in 2025 under current state law for county and municipal aid, supplemental county and municipal aid, utility aid and the expenditure restraint incentive program. This does not include adjustments, shown on the July and November payment notices.

District	VILLAGE OF ALMOND	County	PORTAGE	Co-muni code	49-101
-----------------	-------------------	---------------	---------	---------------------	--------

Estimate Information

For an explanation of each aid payment listed below, review the additional information in this notice.

2025 Original Estimate	
1. County and municipal aid	\$104,901.46
2. Utility aid	\$0.00
3. Supplemental county and municipal aid	\$37,911.97
4. Expenditure restraint incentive program	\$0.00
5. Total Estimated 2025 Payments (sum of Lines 1-4)	\$142,813.43

Payment Information

Your local government will receive two distributions in 2025 :

- July 28, 2025: 15% of Line 1, 2, and 3 and 100% of Line 4 (*shown above*)
- November 17, 2025: balance of your 2025 aid payments

County and Municipal Aid

Under state law, the county and municipal aid paid to each county and municipality must be equal to the amount determined in 2012 (sec. 79.036, Wis. Stats.) and adjusted for fallen protective services insurance reimbursement (sec. 79.036(4), Wis. Stats.).

County and Municipal Aid Calculation	
1. Prior year county and municipal aid	\$102,550.38
2. Increase due to sales tax revenue, including adjustments (<i>district changes</i>)	\$2,358.66
3. Fallen protective services insurance adjustment	-\$7.58
4. Fallen protective services insurance reimbursement (<i>reported to DOR</i>)	\$0.00
5. Total County and Municipal Aid (sum of Lines 1-4)	\$104,901.46

Utility Aid

- Under state law, utility aid is distributed to each county and municipality where tax-exempt utility property is located (sec. 79.04, Wis. Stats.)
- Utility companies report utility property information to DOR annually
- DOR uses the provided information to accurately calculate utility aid (*shown below*)

Utility Aid Calculation	
1. Net book value, <i>as of December 31, 2024 (including expected additions/retirements)</i>	\$0.00
2. Total net book value payment	\$0.00
3. Minimum payment	\$0.00
4. Megawatt capacity	0.0
5. Megawatt capacity payment	\$0.00
6. Closed/decommissioned production plant (phased down) payment	\$0.00
7. Subtotal (<i>sum of Lines 2, 3, 5 and 6</i>)	\$0.00
8. Population cap	\$176,800.00
9. Adjusted subtotal (<i>lesser of Line 7 or Line 8</i>)	\$0.00
10. Adjacent site incentive payment	\$0.00
11. Baseload incentive payment	\$0.00
12. Co-generation incentive payment	\$0.00
13. Alternative energy incentive payment	\$0.00
14. Total incentive payments (<i>sum of Lines 10 through 13</i>)	\$0.00
15. Spent nuclear fuel payment	\$0.00
16. Total Utility Aid – this is the utility aid payment listed on the front of the estimate (<i>sum of Lines 9, 14 and 15</i>)	\$0.00

Supplemental County and Municipal Aid

- Under state law, supplemental county and municipal aid paid to each county and municipality is determined by 2023 Wisconsin Act 12 (sec. 79.037, Wis. Stats.)
- For detailed information, review [county and municipal aid spreadsheet](#)

Supplemental County and Municipal Aid Calculation	
1. Prior year supplemental county and municipal aid	\$37,059.60
2. Increase due to sales tax revenue including adjustments (<i>district changes</i>)	\$852.37
3. Total Supplemental County and Municipal Aid (<i>sum of Lines 1 and 2</i>)	\$37,911.97

Expenditure Restraint Incentive Program

- Only municipalities are eligible to receive Expenditure Restraint Incentive Program (ERIP) payments
- Under state law, in 2025, each municipality will receive a payment that is equal to the amount of the payment received by the municipality in 2024 (sec. 79.05(4), Wis. Stats., from 2023 WI Act 12 – notwithstanding subs. (2) and (3))

Contact Information

If you have questions, contact us at lgs@wisconsin.gov, (608) 266-8618 or (608) 261-5167.



State of Wisconsin • DEPARTMENT OF REVENUE

DIVISION OF STATE AND LOCAL FINANCE • BUREAU OF LOCAL GOVERNMENT SERVICES • 2135 RIMROCK RD MADISON, WI 53713

Mailing Address:
PO Box 8971 #6-97
Madison WI 53708-8971
Fax: (608) 264-6887
lgs@wisconsin.gov

September 13, 2024

JODI PATOKA
VILLAGE OF AMHERST
PO BOX 36
AMHERST WI 54406-0036

Notice of Shared Revenue – 2025 Original Estimate

Notice Information

The Wisconsin Department of Revenue (DOR) is providing the **estimated** shared revenue amounts your local government will receive in 2025 under current state law for county and municipal aid, supplemental county and municipal aid, utility aid and the expenditure restraint incentive program. This does not include adjustments, shown on the July and November payment notices.

District	VILLAGE OF AMHERST	County	PORTAGE	Co-muni code	49-102
-----------------	--------------------	---------------	---------	---------------------	--------

Estimate Information

For an explanation of each aid payment listed below, review the additional information in this notice.

2025 Original Estimate	
1. County and municipal aid	\$135,796.69
2. Utility aid	\$0.00
3. Supplemental county and municipal aid	\$49,957.34
4. Expenditure restraint incentive program	\$0.00
5. Total Estimated 2025 Payments (sum of Lines 1-4)	\$185,754.03

Payment Information

Your local government will receive two distributions in 2025 :

- July 28, 2025: 15% of Line 1, 2, and 3 and 100% of Line 4 (*shown above*)
- November 17, 2025: balance of your 2025 aid payments

County and Municipal Aid

Under state law, the county and municipal aid paid to each county and municipality must be equal to the amount determined in 2012 (sec. 79.036, Wis. Stats.) and adjusted for fallen protective services insurance reimbursement (sec. 79.036(4), Wis. Stats.).

County and Municipal Aid Calculation	
1. Prior year county and municipal aid	\$132,753.18
2. Increase due to sales tax revenue, including adjustments (<i>district changes</i>)	\$3,053.32
3. Fallen protective services insurance adjustment	-\$9.81
4. Fallen protective services insurance reimbursement (<i>reported to DOR</i>)	\$0.00
5. Total County and Municipal Aid (sum of Lines 1-4)	\$135,796.69

Utility Aid

- Under state law, utility aid is distributed to each county and municipality where tax-exempt utility property is located (sec. 79.04, Wis. Stats.)
- Utility companies report utility property information to DOR annually
- DOR uses the provided information to accurately calculate utility aid (*shown below*)

Utility Aid Calculation	
1. Net book value, <i>as of December 31, 2024 (including expected additions/retirements)</i>	\$0.00
2. Total net book value payment	\$0.00
3. Minimum payment	\$0.00
4. Megawatt capacity	0.0
5. Megawatt capacity payment	\$0.00
6. Closed/decommissioned production plant (phased down) payment	\$0.00
7. Subtotal (<i>sum of Lines 2, 3, 5 and 6</i>)	\$0.00
8. Population cap	\$488,325.00
9. Adjusted subtotal (<i>lesser of Line 7 or Line 8</i>)	\$0.00
10. Adjacent site incentive payment	\$0.00
11. Baseload incentive payment	\$0.00
12. Co-generation incentive payment	\$0.00
13. Alternative energy incentive payment	\$0.00
14. Total incentive payments (<i>sum of Lines 10 through 13</i>)	\$0.00
15. Spent nuclear fuel payment	\$0.00
16. Total Utility Aid – this is the utility aid payment listed on the front of the estimate (<i>sum of Lines 9, 14 and 15</i>)	\$0.00

Supplemental County and Municipal Aid

- Under state law, supplemental county and municipal aid paid to each county and municipality is determined by 2023 Wisconsin Act 12 (sec. 79.037, Wis. Stats.)
- For detailed information, review [county and municipal aid spreadsheet](#)

Supplemental County and Municipal Aid Calculation	
1. Prior year supplemental county and municipal aid	\$48,834.15
2. Increase due to sales tax revenue including adjustments (<i>district changes</i>)	\$1,123.19
3. Total Supplemental County and Municipal Aid (<i>sum of Lines 1 and 2</i>)	\$49,957.34

Expenditure Restraint Incentive Program

- Only municipalities are eligible to receive Expenditure Restraint Incentive Program (ERIP) payments
- Under state law, in 2025, each municipality will receive a payment that is equal to the amount of the payment received by the municipality in 2024 (sec. 79.05(4), Wis. Stats., from 2023 WI Act 12 – notwithstanding subs. (2) and (3))

Contact Information

If you have questions, contact us at lgs@wisconsin.gov, (608) 266-8618 or (608) 261-5167.



State of Wisconsin • DEPARTMENT OF REVENUE

DIVISION OF STATE AND LOCAL FINANCE • BUREAU OF LOCAL GOVERNMENT SERVICES • 2135 RIMROCK RD MADISON, WI 53713

Mailing Address:
PO Box 8971 #6-97
Madison WI 53708-8971
Fax: (608) 264-6887
lgs@wisconsin.gov

September 13, 2024

KAREN SHULFER
VILLAGE OF AMHERST JUNCTION
3993 2ND ST
AMHERST JUNCTION WI 54407

Notice of Shared Revenue – 2025 Original Estimate

Notice Information

The Wisconsin Department of Revenue (DOR) is providing the **estimated** shared revenue amounts your local government will receive in 2025 under current state law for county and municipal aid, supplemental county and municipal aid, utility aid and the expenditure restraint incentive program. This does not include adjustments, shown on the July and November payment notices.

District	VILLAGE OF AMHERST JUNCTION	County	PORTAGE	Co-muni code	49-103
-----------------	-----------------------------	---------------	---------	---------------------	--------

Estimate Information

For an explanation of each aid payment listed below, review the additional information in this notice.

2025 Original Estimate	
1. County and municipal aid	\$20,085.42
2. Utility aid	\$4,133.27
3. Supplemental county and municipal aid	\$37,258.71
4. Expenditure restraint incentive program	\$0.00
5. Total Estimated 2025 Payments (sum of Lines 1-4)	\$61,477.40

Payment Information

Your local government will receive two distributions in 2025 :

- July 28, 2025: 15% of Line 1, 2, and 3 and 100% of Line 4 (*shown above*)
- November 17, 2025: balance of your 2025 aid payments

County and Municipal Aid

Under state law, the county and municipal aid paid to each county and municipality must be equal to the amount determined in 2012 (sec. 79.036, Wis. Stats.) and adjusted for fallen protective services insurance reimbursement (sec. 79.036(4), Wis. Stats.).

County and Municipal Aid Calculation	
1. Prior year county and municipal aid	\$19,635.26
2. Increase due to sales tax revenue, including adjustments (<i>district changes</i>)	\$451.61
3. Fallen protective services insurance adjustment	-\$1.45
4. Fallen protective services insurance reimbursement (<i>reported to DOR</i>)	\$0.00
5. Total County and Municipal Aid (sum of Lines 1-4)	\$20,085.42

Utility Aid

- Under state law, utility aid is distributed to each county and municipality where tax-exempt utility property is located (sec. 79.04, Wis. Stats.)
- Utility companies report utility property information to DOR annually
- DOR uses the provided information to accurately calculate utility aid (*shown below*)

Utility Aid Calculation	
1. Net book value, <i>as of December 31, 2024 (including expected additions/retirements)</i>	\$688,878.00
2. Total net book value payment	\$4,133.27
3. Minimum payment	\$0.00
4. Megawatt capacity	0.0
5. Megawatt capacity payment	\$0.00
6. Closed/decommissioned production plant (phased down) payment	\$0.00
7. Subtotal (<i>sum of Lines 2, 3, 5 and 6</i>)	\$4,133.27
8. Population cap	\$161,500.00
9. Adjusted subtotal (<i>lesser of Line 7 or Line 8</i>)	\$4,133.27
10. Adjacent site incentive payment	\$0.00
11. Baseload incentive payment	\$0.00
12. Co-generation incentive payment	\$0.00
13. Alternative energy incentive payment	\$0.00
14. Total incentive payments (<i>sum of Lines 10 through 13</i>)	\$0.00
15. Spent nuclear fuel payment	\$0.00
16. Total Utility Aid – this is the utility aid payment listed on the front of the estimate (<i>sum of Lines 9, 14 and 15</i>)	\$4,133.27

Supplemental County and Municipal Aid

- Under state law, supplemental county and municipal aid paid to each county and municipality is determined by 2023 Wisconsin Act 12 (sec. 79.037, Wis. Stats.)
- For detailed information, review [county and municipal aid spreadsheet](#)

Supplemental County and Municipal Aid Calculation	
1. Prior year supplemental county and municipal aid	\$36,421.03
2. Increase due to sales tax revenue including adjustments (<i>district changes</i>)	\$837.68
3. Total Supplemental County and Municipal Aid (<i>sum of Lines 1 and 2</i>)	\$37,258.71

Expenditure Restraint Incentive Program

- Only municipalities are eligible to receive Expenditure Restraint Incentive Program (ERIP) payments
- Under state law, in 2025, each municipality will receive a payment that is equal to the amount of the payment received by the municipality in 2024 (sec. 79.05(4), Wis. Stats., from 2023 WI Act 12 – notwithstanding subs. (2) and (3))

Contact Information

If you have questions, contact us at lgs@wisconsin.gov, (608) 266-8618 or (608) 261-5167.



State of Wisconsin • DEPARTMENT OF REVENUE

DIVISION OF STATE AND LOCAL FINANCE • BUREAU OF LOCAL GOVERNMENT SERVICES • 2135 RIMROCK RD MADISON, WI 53713

Mailing Address:
PO Box 8971 #6-97
Madison WI 53708-8971
Fax: (608) 264-6887
lgs@wisconsin.gov

September 13, 2024

BETTY BRUSKI MALLEK
VILLAGE OF JUNCTION CITY
PO BOX 93
JUNCTION CITY WI 54443-0093

Notice of Shared Revenue – 2025 Original Estimate

Notice Information

The Wisconsin Department of Revenue (DOR) is providing the **estimated** shared revenue amounts your local government will receive in 2025 under current state law for county and municipal aid, supplemental county and municipal aid, utility aid and the expenditure restraint incentive program. This does not include adjustments, shown on the July and November payment notices.

District	VILLAGE OF JUNCTION CITY	County	PORTAGE	Co-muni code	49-141
-----------------	--------------------------	---------------	---------	---------------------	--------

Estimate Information

For an explanation of each aid payment listed below, review the additional information in this notice.

2025 Original Estimate	
1. County and municipal aid	\$150,253.04
2. Utility aid	\$497.42
3. Supplemental county and municipal aid	\$37,894.78
4. Expenditure restraint incentive program	\$0.00
5. Total Estimated 2025 Payments (sum of Lines 1-4)	\$188,645.24

Payment Information

Your local government will receive two distributions in 2025 :

- July 28, 2025: 15% of Line 1, 2, and 3 and 100% of Line 4 (*shown above*)
- November 17, 2025: balance of your 2025 aid payments

County and Municipal Aid

Under state law, the county and municipal aid paid to each county and municipality must be equal to the amount determined in 2012 (sec. 79.036, Wis. Stats.) and adjusted for fallen protective services insurance reimbursement (sec. 79.036(4), Wis. Stats.).

County and Municipal Aid Calculation	
1. Prior year county and municipal aid	\$146,885.53
2. Increase due to sales tax revenue, including adjustments (<i>district changes</i>)	\$3,378.37
3. Fallen protective services insurance adjustment	-\$10.86
4. Fallen protective services insurance reimbursement (<i>reported to DOR</i>)	\$0.00
5. Total County and Municipal Aid (sum of Lines 1-4)	\$150,253.04

Utility Aid

- Under state law, utility aid is distributed to each county and municipality where tax-exempt utility property is located (sec. 79.04, Wis. Stats.)
- Utility companies report utility property information to DOR annually
- DOR uses the provided information to accurately calculate utility aid (*shown below*)

Utility Aid Calculation	
1. Net book value, <i>as of December 31, 2024 (including expected additions/retirements)</i>	\$82,904.00
2. Total net book value payment	\$497.42
3. Minimum payment	\$0.00
4. Megawatt capacity	0.0
5. Megawatt capacity payment	\$0.00
6. Closed/decommissioned production plant (phased down) payment	\$0.00
7. Subtotal (<i>sum of Lines 2, 3, 5 and 6</i>)	\$497.42
8. Population cap	\$174,675.00
9. Adjusted subtotal (<i>lesser of Line 7 or Line 8</i>)	\$497.42
10. Adjacent site incentive payment	\$0.00
11. Baseload incentive payment	\$0.00
12. Co-generation incentive payment	\$0.00
13. Alternative energy incentive payment	\$0.00
14. Total incentive payments (<i>sum of Lines 10 through 13</i>)	\$0.00
15. Spent nuclear fuel payment	\$0.00
16. Total Utility Aid – this is the utility aid payment listed on the front of the estimate (<i>sum of Lines 9, 14 and 15</i>)	\$497.42

Supplemental County and Municipal Aid

- Under state law, supplemental county and municipal aid paid to each county and municipality is determined by 2023 Wisconsin Act 12 (sec. 79.037, Wis. Stats.)
- For detailed information, review [county and municipal aid spreadsheet](#)

Supplemental County and Municipal Aid Calculation	
1. Prior year supplemental county and municipal aid	\$37,042.80
2. Increase due to sales tax revenue including adjustments (<i>district changes</i>)	\$851.98
3. Total Supplemental County and Municipal Aid (<i>sum of Lines 1 and 2</i>)	\$37,894.78

Expenditure Restraint Incentive Program

- Only municipalities are eligible to receive Expenditure Restraint Incentive Program (ERIP) payments
- Under state law, in 2025, each municipality will receive a payment that is equal to the amount of the payment received by the municipality in 2024 (sec. 79.05(4), Wis. Stats., from 2023 WI Act 12 – notwithstanding subs. (2) and (3))

Contact Information

If you have questions, contact us at lgs@wisconsin.gov, (608) 266-8618 or (608) 261-5167.



State of Wisconsin • DEPARTMENT OF REVENUE

DIVISION OF STATE AND LOCAL FINANCE • BUREAU OF LOCAL GOVERNMENT SERVICES • 2135 RIMROCK RD MADISON, WI 53713

Mailing Address:
PO Box 8971 #6-97
Madison WI 53708-8971
Fax: (608) 264-6887
lgs@wisconsin.gov

September 13, 2024

DANIEL BOOTZ
VILLAGE OF NELSONVILLE
PO BOX 86
NELSONVILLE WI 54458

Notice of Shared Revenue – 2025 Original Estimate

Notice Information

The Wisconsin Department of Revenue (DOR) is providing the **estimated** shared revenue amounts your local government will receive in 2025 under current state law for county and municipal aid, supplemental county and municipal aid, utility aid and the expenditure restraint incentive program. This does not include adjustments, shown on the July and November payment notices.

District	VILLAGE OF NELSONVILLE	County	PORTAGE	Co-muni code	49-161
-----------------	------------------------	---------------	---------	---------------------	--------

Estimate Information

For an explanation of each aid payment listed below, review the additional information in this notice.

2025 Original Estimate	
1. County and municipal aid	\$24,904.71
2. Utility aid	\$0.00
3. Supplemental county and municipal aid	\$33,390.09
4. Expenditure restraint incentive program	\$0.00
5. Total Estimated 2025 Payments (sum of Lines 1-4)	\$58,294.80

Payment Information

Your local government will receive two distributions in 2025 :

- July 28, 2025: 15% of Line 1, 2, and 3 and 100% of Line 4 (*shown above*)
- November 17, 2025: balance of your 2025 aid payments

County and Municipal Aid

Under state law, the county and municipal aid paid to each county and municipality must be equal to the amount determined in 2012 (sec. 79.036, Wis. Stats.) and adjusted for fallen protective services insurance reimbursement (sec. 79.036(4), Wis. Stats.).

County and Municipal Aid Calculation	
1. Prior year county and municipal aid	\$24,346.54
2. Increase due to sales tax revenue, including adjustments (<i>district changes</i>)	\$559.97
3. Fallen protective services insurance adjustment	-\$1.80
4. Fallen protective services insurance reimbursement (<i>reported to DOR</i>)	\$0.00
5. Total County and Municipal Aid (sum of Lines 1-4)	\$24,904.71

Utility Aid

- Under state law, utility aid is distributed to each county and municipality where tax-exempt utility property is located (sec. 79.04, Wis. Stats.)
- Utility companies report utility property information to DOR annually
- DOR uses the provided information to accurately calculate utility aid (*shown below*)

Utility Aid Calculation	
1. Net book value, <i>as of December 31, 2024 (including expected additions/retirements)</i>	\$0.00
2. Total net book value payment	\$0.00
3. Minimum payment	\$0.00
4. Megawatt capacity	0.0
5. Megawatt capacity payment	\$0.00
6. Closed/decommissioned production plant (phased down) payment	\$0.00
7. Subtotal (<i>sum of Lines 2, 3, 5 and 6</i>)	\$0.00
8. Population cap	\$65,025.00
9. Adjusted subtotal (<i>lesser of Line 7 or Line 8</i>)	\$0.00
10. Adjacent site incentive payment	\$0.00
11. Baseload incentive payment	\$0.00
12. Co-generation incentive payment	\$0.00
13. Alternative energy incentive payment	\$0.00
14. Total incentive payments (<i>sum of Lines 10 through 13</i>)	\$0.00
15. Spent nuclear fuel payment	\$0.00
16. Total Utility Aid – this is the utility aid payment listed on the front of the estimate (<i>sum of Lines 9, 14 and 15</i>)	\$0.00

Supplemental County and Municipal Aid

- Under state law, supplemental county and municipal aid paid to each county and municipality is determined by 2023 Wisconsin Act 12 (sec. 79.037, Wis. Stats.)
- For detailed information, review [county and municipal aid spreadsheet](#)

Supplemental County and Municipal Aid Calculation	
1. Prior year supplemental county and municipal aid	\$32,639.38
2. Increase due to sales tax revenue including adjustments (<i>district changes</i>)	\$750.71
3. Total Supplemental County and Municipal Aid (<i>sum of Lines 1 and 2</i>)	\$33,390.09

Expenditure Restraint Incentive Program

- Only municipalities are eligible to receive Expenditure Restraint Incentive Program (ERIP) payments
- Under state law, in 2025, each municipality will receive a payment that is equal to the amount of the payment received by the municipality in 2024 (sec. 79.05(4), Wis. Stats., from 2023 WI Act 12 – notwithstanding subs. (2) and (3))

Contact Information

If you have questions, contact us at lgs@wisconsin.gov, (608) 266-8618 or (608) 261-5167.



State of Wisconsin • DEPARTMENT OF REVENUE

DIVISION OF STATE AND LOCAL FINANCE • BUREAU OF LOCAL GOVERNMENT SERVICES • 2135 RIMROCK RD MADISON, WI 53713

Mailing Address:
PO Box 8971 #6-97
Madison WI 53708-8971
Fax: (608) 264-6887
lgs@wisconsin.gov

September 13, 2024

SHANNA BEHREND ACTING
VILLAGE OF PARK RIDGE
24 CRESTWOOD DR
STEVENS POINT WI 54481

Notice of Shared Revenue – 2025 Original Estimate

Notice Information

The Wisconsin Department of Revenue (DOR) is providing the **estimated** shared revenue amounts your local government will receive in 2025 under current state law for county and municipal aid, supplemental county and municipal aid, utility aid and the expenditure restraint incentive program. This does not include adjustments, shown on the July and November payment notices.

District	VILLAGE OF PARK RIDGE	County	PORTAGE	Co-muni code	49-171
-----------------	-----------------------	---------------	---------	---------------------	--------

Estimate Information

For an explanation of each aid payment listed below, review the additional information in this notice.

2025 Original Estimate	
1. County and municipal aid	\$12,966.43
2. Utility aid	\$0.00
3. Supplemental county and municipal aid	\$39,888.75
4. Expenditure restraint incentive program	\$0.00
5. Total Estimated 2025 Payments (sum of Lines 1-4)	\$52,855.18

Payment Information

Your local government will receive two distributions in 2025 :

- July 28, 2025: 15% of Line 1, 2, and 3 and 100% of Line 4 (*shown above*)
- November 17, 2025: balance of your 2025 aid payments

County and Municipal Aid

Under state law, the county and municipal aid paid to each county and municipality must be equal to the amount determined in 2012 (sec. 79.036, Wis. Stats.) and adjusted for fallen protective services insurance reimbursement (sec. 79.036(4), Wis. Stats.).

County and Municipal Aid Calculation	
1. Prior year county and municipal aid	\$12,675.83
2. Increase due to sales tax revenue, including adjustments (<i>district changes</i>)	\$291.54
3. Fallen protective services insurance adjustment	-\$0.94
4. Fallen protective services insurance reimbursement (<i>reported to DOR</i>)	\$0.00
5. Total County and Municipal Aid (sum of Lines 1-4)	\$12,966.43

Utility Aid

- Under state law, utility aid is distributed to each county and municipality where tax-exempt utility property is located (sec. 79.04, Wis. Stats.)
- Utility companies report utility property information to DOR annually
- DOR uses the provided information to accurately calculate utility aid (*shown below*)

Utility Aid Calculation	
1. Net book value, <i>as of December 31, 2024 (including expected additions/retirements)</i>	\$0.00
2. Total net book value payment	\$0.00
3. Minimum payment	\$0.00
4. Megawatt capacity	0.0
5. Megawatt capacity payment	\$0.00
6. Closed/decommissioned production plant (phased down) payment	\$0.00
7. Subtotal (<i>sum of Lines 2, 3, 5 and 6</i>)	\$0.00
8. Population cap	\$225,675.00
9. Adjusted subtotal (<i>lesser of Line 7 or Line 8</i>)	\$0.00
10. Adjacent site incentive payment	\$0.00
11. Baseload incentive payment	\$0.00
12. Co-generation incentive payment	\$0.00
13. Alternative energy incentive payment	\$0.00
14. Total incentive payments (<i>sum of Lines 10 through 13</i>)	\$0.00
15. Spent nuclear fuel payment	\$0.00
16. Total Utility Aid – this is the utility aid payment listed on the front of the estimate (<i>sum of Lines 9, 14 and 15</i>)	\$0.00

Supplemental County and Municipal Aid

- Under state law, supplemental county and municipal aid paid to each county and municipality is determined by 2023 Wisconsin Act 12 (sec. 79.037, Wis. Stats.)
- For detailed information, review [county and municipal aid spreadsheet](#)

Supplemental County and Municipal Aid Calculation	
1. Prior year supplemental county and municipal aid	\$38,991.94
2. Increase due to sales tax revenue including adjustments (<i>district changes</i>)	\$896.81
3. Total Supplemental County and Municipal Aid (<i>sum of Lines 1 and 2</i>)	\$39,888.75

Expenditure Restraint Incentive Program

- Only municipalities are eligible to receive Expenditure Restraint Incentive Program (ERIP) payments
- Under state law, in 2025, each municipality will receive a payment that is equal to the amount of the payment received by the municipality in 2024 (sec. 79.05(4), Wis. Stats., from 2023 WI Act 12 – notwithstanding subs. (2) and (3))

Contact Information

If you have questions, contact us at lgs@wisconsin.gov, (608) 266-8618 or (608) 261-5167.



State of Wisconsin • DEPARTMENT OF REVENUE

DIVISION OF STATE AND LOCAL FINANCE • BUREAU OF LOCAL GOVERNMENT SERVICES • 2135 RIMROCK RD MADISON, WI 53713

Mailing Address:
PO Box 8971 #6-97
Madison WI 53708-8971
Fax: (608) 264-6887
lgs@wisconsin.gov

September 13, 2024

TAMMY WOJTALEWICZ
VILLAGE OF PLOVER
PO BOX 37, 2400 POST RD
PLOVER WI 54467-0037

Notice of Shared Revenue – 2025 Original Estimate

Notice Information

The Wisconsin Department of Revenue (DOR) is providing the **estimated** shared revenue amounts your local government will receive in 2025 under current state law for county and municipal aid, supplemental county and municipal aid, utility aid and the expenditure restraint incentive program. This does not include adjustments, shown on the July and November payment notices.

District	VILLAGE OF PLOVER	County	PORTAGE	Co-muni code	49-173
-----------------	-------------------	---------------	---------	---------------------	--------

Estimate Information

For an explanation of each aid payment listed below, review the additional information in this notice.

2025 Original Estimate	
1. County and municipal aid	\$558,650.62
2. Utility aid	\$12,447.62
3. Supplemental county and municipal aid	\$346,544.81
4. Expenditure restraint incentive program	\$79,949.54
5. Total Estimated 2025 Payments (sum of Lines 1-4)	\$997,592.59

Payment Information

Your local government will receive two distributions in 2025 :

- July 28, 2025: 15% of Line 1, 2, and 3 and 100% of Line 4 (*shown above*)
- November 17, 2025: balance of your 2025 aid payments

County and Municipal Aid

Under state law, the county and municipal aid paid to each county and municipality must be equal to the amount determined in 2012 (sec. 79.036, Wis. Stats.) and adjusted for fallen protective services insurance reimbursement (sec. 79.036(4), Wis. Stats.).

County and Municipal Aid Calculation	
1. Prior year county and municipal aid	\$546,129.99
2. Increase due to sales tax revenue, including adjustments (<i>district changes</i>)	\$12,560.99
3. Fallen protective services insurance adjustment	-\$40.36
4. Fallen protective services insurance reimbursement (<i>reported to DOR</i>)	\$0.00
5. Total County and Municipal Aid (sum of Lines 1-4)	\$558,650.62

Utility Aid

- Under state law, utility aid is distributed to each county and municipality where tax-exempt utility property is located (sec. 79.04, Wis. Stats.)
- Utility companies report utility property information to DOR annually
- DOR uses the provided information to accurately calculate utility aid (*shown below*)

Utility Aid Calculation	
1. Net book value, <i>as of December 31, 2024 (including expected additions/retirements)</i>	\$2,074,604.00
2. Total net book value payment	\$12,447.62
3. Minimum payment	\$0.00
4. Megawatt capacity	0.0
5. Megawatt capacity payment	\$0.00
6. Closed/decommissioned production plant (phased down) payment	\$0.00
7. Subtotal (<i>sum of Lines 2, 3, 5 and 6</i>)	\$12,447.62
8. Population cap	\$6,156,125.00
9. Adjusted subtotal (<i>lesser of Line 7 or Line 8</i>)	\$12,447.62
10. Adjacent site incentive payment	\$0.00
11. Baseload incentive payment	\$0.00
12. Co-generation incentive payment	\$0.00
13. Alternative energy incentive payment	\$0.00
14. Total incentive payments (<i>sum of Lines 10 through 13</i>)	\$0.00
15. Spent nuclear fuel payment	\$0.00
16. Total Utility Aid – this is the utility aid payment listed on the front of the estimate (<i>sum of Lines 9, 14 and 15</i>)	\$12,447.62

Supplemental County and Municipal Aid

- Under state law, supplemental county and municipal aid paid to each county and municipality is determined by 2023 Wisconsin Act 12 (sec. 79.037, Wis. Stats.)
- For detailed information, review [county and municipal aid spreadsheet](#)

Supplemental County and Municipal Aid Calculation	
1. Prior year supplemental county and municipal aid	\$338,753.48
2. Increase due to sales tax revenue including adjustments (<i>district changes</i>)	\$7,791.33
3. Total Supplemental County and Municipal Aid (<i>sum of Lines 1 and 2</i>)	\$346,544.81

Expenditure Restraint Incentive Program

- Only municipalities are eligible to receive Expenditure Restraint Incentive Program (ERIP) payments
- Under state law, in 2025, each municipality will receive a payment that is equal to the amount of the payment received by the municipality in 2024 (sec. 79.05(4), Wis. Stats., from 2023 WI Act 12 – notwithstanding subs. (2) and (3))

Contact Information

If you have questions, contact us at lgs@wisconsin.gov, (608) 266-8618 or (608) 261-5167.



State of Wisconsin • DEPARTMENT OF REVENUE

DIVISION OF STATE AND LOCAL FINANCE • BUREAU OF LOCAL GOVERNMENT SERVICES • 2135 RIMROCK RD MADISON, WI 53713

Mailing Address:
PO Box 8971 #6-97
Madison WI 53708-8971
Fax: (608) 264-6887
lgs@wisconsin.gov

September 13, 2024

TRISHA WRYCZA
VILLAGE OF ROSHOLT
PO BOX 245, 101 S. MAIN ST.
ROSHOLT WI 54473-0245

Notice of Shared Revenue – 2025 Original Estimate

Notice Information

The Wisconsin Department of Revenue (DOR) is providing the **estimated** shared revenue amounts your local government will receive in 2025 under current state law for county and municipal aid, supplemental county and municipal aid, utility aid and the expenditure restraint incentive program. This does not include adjustments, shown on the July and November payment notices.

District	VILLAGE OF ROSHOLT	County	PORTAGE	Co-muni code	49-176
-----------------	--------------------	---------------	---------	---------------------	--------

Estimate Information

For an explanation of each aid payment listed below, review the additional information in this notice.

2025 Original Estimate	
1. County and municipal aid	\$84,820.69
2. Utility aid	\$0.00
3. Supplemental county and municipal aid	\$38,874.61
4. Expenditure restraint incentive program	\$3,507.89
5. Total Estimated 2025 Payments (sum of Lines 1-4)	\$127,203.19

Payment Information

Your local government will receive two distributions in 2025 :

- July 28, 2025: 15% of Line 1, 2, and 3 and 100% of Line 4 (*shown above*)
- November 17, 2025: balance of your 2025 aid payments

County and Municipal Aid

Under state law, the county and municipal aid paid to each county and municipality must be equal to the amount determined in 2012 (sec. 79.036, Wis. Stats.) and adjusted for fallen protective services insurance reimbursement (sec. 79.036(4), Wis. Stats.).

County and Municipal Aid Calculation	
1. Prior year county and municipal aid	\$82,919.67
2. Increase due to sales tax revenue, including adjustments (<i>district changes</i>)	\$1,907.15
3. Fallen protective services insurance adjustment	-\$6.13
4. Fallen protective services insurance reimbursement (<i>reported to DOR</i>)	\$0.00
5. Total County and Municipal Aid (sum of Lines 1-4)	\$84,820.69

Utility Aid

- Under state law, utility aid is distributed to each county and municipality where tax-exempt utility property is located (sec. 79.04, Wis. Stats.)
- Utility companies report utility property information to DOR annually
- DOR uses the provided information to accurately calculate utility aid (*shown below*)

Utility Aid Calculation	
1. Net book value, <i>as of December 31, 2024 (including expected additions/retirements)</i>	\$0.00
2. Total net book value payment	\$0.00
3. Minimum payment	\$0.00
4. Megawatt capacity	0.0
5. Megawatt capacity payment	\$0.00
6. Closed/decommissioned production plant (phased down) payment	\$0.00
7. Subtotal (<i>sum of Lines 2, 3, 5 and 6</i>)	\$0.00
8. Population cap	\$200,175.00
9. Adjusted subtotal (<i>lesser of Line 7 or Line 8</i>)	\$0.00
10. Adjacent site incentive payment	\$0.00
11. Baseload incentive payment	\$0.00
12. Co-generation incentive payment	\$0.00
13. Alternative energy incentive payment	\$0.00
14. Total incentive payments (<i>sum of Lines 10 through 13</i>)	\$0.00
15. Spent nuclear fuel payment	\$0.00
16. Total Utility Aid – this is the utility aid payment listed on the front of the estimate (<i>sum of Lines 9, 14 and 15</i>)	\$0.00

Supplemental County and Municipal Aid

- Under state law, supplemental county and municipal aid paid to each county and municipality is determined by 2023 Wisconsin Act 12 (sec. 79.037, Wis. Stats.)
- For detailed information, review [county and municipal aid spreadsheet](#)

Supplemental County and Municipal Aid Calculation	
1. Prior year supplemental county and municipal aid	\$38,000.60
2. Increase due to sales tax revenue including adjustments (<i>district changes</i>)	\$874.01
3. Total Supplemental County and Municipal Aid (<i>sum of Lines 1 and 2</i>)	\$38,874.61

Expenditure Restraint Incentive Program

- Only municipalities are eligible to receive Expenditure Restraint Incentive Program (ERIP) payments
- Under state law, in 2025, each municipality will receive a payment that is equal to the amount of the payment received by the municipality in 2024 (sec. 79.05(4), Wis. Stats., from 2023 WI Act 12 – notwithstanding subs. (2) and (3))

Contact Information

If you have questions, contact us at lgs@wisconsin.gov, (608) 266-8618 or (608) 261-5167.



State of Wisconsin • DEPARTMENT OF REVENUE

DIVISION OF STATE AND LOCAL FINANCE • BUREAU OF LOCAL GOVERNMENT SERVICES • 2135 RIMROCK RD MADISON, WI 53713

Mailing Address:
PO Box 8971 #6-97
Madison WI 53708-8971
Fax: (608) 264-6887
lgs@wisconsin.gov

September 13, 2024

ANNETTE STASHEK
VILLAGE OF WHITING
3600 WATER ST
STEVENS POINT WI 54481-5866

Notice of Shared Revenue – 2025 Original Estimate

Notice Information

The Wisconsin Department of Revenue (DOR) is providing the **estimated** shared revenue amounts your local government will receive in 2025 under current state law for county and municipal aid, supplemental county and municipal aid, utility aid and the expenditure restraint incentive program. This does not include adjustments, shown on the July and November payment notices.

District	VILLAGE OF WHITING	County	PORTAGE	Co-muni code	49-191
-----------------	--------------------	---------------	---------	---------------------	--------

Estimate Information

For an explanation of each aid payment listed below, review the additional information in this notice.

2025 Original Estimate	
1. County and municipal aid	\$74,462.04
2. Utility aid	\$22,353.55
3. Supplemental county and municipal aid	\$58,147.64
4. Expenditure restraint incentive program	\$0.00
5. Total Estimated 2025 Payments (sum of Lines 1-4)	\$154,963.23

Payment Information

Your local government will receive two distributions in 2025 :

- July 28, 2025: 15% of Line 1, 2, and 3 and 100% of Line 4 (*shown above*)
- November 17, 2025: balance of your 2025 aid payments

County and Municipal Aid

Under state law, the county and municipal aid paid to each county and municipality must be equal to the amount determined in 2012 (sec. 79.036, Wis. Stats.) and adjusted for fallen protective services insurance reimbursement (sec. 79.036(4), Wis. Stats.).

County and Municipal Aid Calculation	
1. Prior year county and municipal aid	\$72,793.18
2. Increase due to sales tax revenue, including adjustments (<i>district changes</i>)	\$1,674.24
3. Fallen protective services insurance adjustment	-\$5.38
4. Fallen protective services insurance reimbursement (<i>reported to DOR</i>)	\$0.00
5. Total County and Municipal Aid (sum of Lines 1-4)	\$74,462.04

Utility Aid

- Under state law, utility aid is distributed to each county and municipality where tax-exempt utility property is located (sec. 79.04, Wis. Stats.)
- Utility companies report utility property information to DOR annually
- DOR uses the provided information to accurately calculate utility aid (*shown below*)

Utility Aid Calculation	
1. Net book value, <i>as of December 31, 2024 (including expected additions/retirements)</i>	\$514,480.00
2. Total net book value payment	\$3,086.88
3. Minimum payment	\$0.00
4. Megawatt capacity	6.8
5. Megawatt capacity payment	\$9,066.67
6. Closed/decommissioned production plant (phased down) payment	\$0.00
7. Subtotal (<i>sum of Lines 2, 3, 5 and 6</i>)	\$12,153.55
8. Population cap	\$679,575.00
9. Adjusted subtotal (<i>lesser of Line 7 or Line 8</i>)	\$12,153.55
10. Adjacent site incentive payment	\$0.00
11. Baseload incentive payment	\$0.00
12. Co-generation incentive payment	\$0.00
13. Alternative energy incentive payment	\$10,200.00
14. Total incentive payments (<i>sum of Lines 10 through 13</i>)	\$10,200.00
15. Spent nuclear fuel payment	\$0.00
16. Total Utility Aid – this is the utility aid payment listed on the front of the estimate (<i>sum of Lines 9, 14 and 15</i>)	\$22,353.55

Supplemental County and Municipal Aid

- Under state law, supplemental county and municipal aid paid to each county and municipality is determined by 2023 Wisconsin Act 12 (sec. 79.037, Wis. Stats.)
- For detailed information, review [county and municipal aid spreadsheet](#)

Supplemental County and Municipal Aid Calculation	
1. Prior year supplemental county and municipal aid	\$56,840.31
2. Increase due to sales tax revenue including adjustments (<i>district changes</i>)	\$1,307.33
3. Total Supplemental County and Municipal Aid (<i>sum of Lines 1 and 2</i>)	\$58,147.64

Expenditure Restraint Incentive Program

- Only municipalities are eligible to receive Expenditure Restraint Incentive Program (ERIP) payments
- Under state law, in 2025, each municipality will receive a payment that is equal to the amount of the payment received by the municipality in 2024 (sec. 79.05(4), Wis. Stats., from 2023 WI Act 12 – notwithstanding subs. (2) and (3))

Contact Information

If you have questions, contact us at lgs@wisconsin.gov, (608) 266-8618 or (608) 261-5167.



State of Wisconsin • DEPARTMENT OF REVENUE

DIVISION OF STATE AND LOCAL FINANCE • BUREAU OF LOCAL GOVERNMENT SERVICES • 2135 RIMROCK RD MADISON, WI 53713

Mailing Address:
PO Box 8971 #6-97
Madison WI 53708-8971
Fax: (608) 264-6887
lgs@wisconsin.gov

September 13, 2024

KARI YENTER
CITY OF STEVENS POINT
1515 STRONGS AVE
STEVENS POINT WI 54481

Notice of Shared Revenue – 2025 Original Estimate

Notice Information

The Wisconsin Department of Revenue (DOR) is providing the **estimated** shared revenue amounts your local government will receive in 2025 under current state law for county and municipal aid, supplemental county and municipal aid, utility aid and the expenditure restraint incentive program. This does not include adjustments, shown on the July and November payment notices.

District	CITY OF STEVENS POINT	County	PORTAGE	Co-muni code	49-281
-----------------	-----------------------	---------------	---------	---------------------	--------

Estimate Information

For an explanation of each aid payment listed below, review the additional information in this notice.

2025 Original Estimate	
1. County and municipal aid	\$3,322,873.85
2. Utility aid	\$146,565.65
3. Supplemental county and municipal aid	\$884,979.17
4. Expenditure restraint incentive program	\$706,272.37
5. Total Estimated 2025 Payments (sum of Lines 1-4)	\$5,060,691.04

Payment Information

Your local government will receive two distributions in 2025 :

- July 28, 2025: 15% of Line 1, 2, and 3 and 100% of Line 4 (*shown above*)
- November 17, 2025: balance of your 2025 aid payments

County and Municipal Aid

Under state law, the county and municipal aid paid to each county and municipality must be equal to the amount determined in 2012 (sec. 79.036, Wis. Stats.) and adjusted for fallen protective services insurance reimbursement (sec. 79.036(4), Wis. Stats.).

County and Municipal Aid Calculation	
1. Prior year county and municipal aid	\$3,248,400.70
2. Increase due to sales tax revenue, including adjustments (<i>district changes</i>)	\$74,713.22
3. Fallen protective services insurance adjustment	-\$240.07
4. Fallen protective services insurance reimbursement (<i>reported to DOR</i>)	\$0.00
5. Total County and Municipal Aid (sum of Lines 1-4)	\$3,322,873.85

Utility Aid

- Under state law, utility aid is distributed to each county and municipality where tax-exempt utility property is located (sec. 79.04, Wis. Stats.)
- Utility companies report utility property information to DOR annually
- DOR uses the provided information to accurately calculate utility aid (*shown below*)

Utility Aid Calculation	
1. Net book value, <i>as of December 31, 2024 (including expected additions/retirements)</i>	\$22,160,942.00
2. Total net book value payment	\$132,965.65
3. Minimum payment	\$0.00
4. Megawatt capacity	4.8
5. Megawatt capacity payment	\$6,400.00
6. Closed/decommissioned production plant (phased down) payment	\$0.00
7. Subtotal (<i>sum of Lines 2, 3, 5 and 6</i>)	\$139,365.65
8. Population cap	\$11,358,975.00
9. Adjusted subtotal (<i>lesser of Line 7 or Line 8</i>)	\$139,365.65
10. Adjacent site incentive payment	\$0.00
11. Baseload incentive payment	\$0.00
12. Co-generation incentive payment	\$0.00
13. Alternative energy incentive payment	\$7,200.00
14. Total incentive payments (<i>sum of Lines 10 through 13</i>)	\$7,200.00
15. Spent nuclear fuel payment	\$0.00
16. Total Utility Aid – this is the utility aid payment listed on the front of the estimate (<i>sum of Lines 9, 14 and 15</i>)	\$146,565.65

Supplemental County and Municipal Aid

- Under state law, supplemental county and municipal aid paid to each county and municipality is determined by 2023 Wisconsin Act 12 (sec. 79.037, Wis. Stats.)
- For detailed information, review [county and municipal aid spreadsheet](#)

Supplemental County and Municipal Aid Calculation	
1. Prior year supplemental county and municipal aid	\$865,082.28
2. Increase due to sales tax revenue including adjustments (<i>district changes</i>)	\$19,896.89
3. Total Supplemental County and Municipal Aid (<i>sum of Lines 1 and 2</i>)	\$884,979.17

Expenditure Restraint Incentive Program

- Only municipalities are eligible to receive Expenditure Restraint Incentive Program (ERIP) payments
- Under state law, in 2025, each municipality will receive a payment that is equal to the amount of the payment received by the municipality in 2024 (sec. 79.05(4), Wis. Stats., from 2023 WI Act 12 – notwithstanding subs. (2) and (3))

Contact Information

If you have questions, contact us at lgs@wisconsin.gov, (608) 266-8618 or (608) 261-5167.



State of Wisconsin • DEPARTMENT OF REVENUE

DIVISION OF STATE AND LOCAL FINANCE • BUREAU OF LOCAL GOVERNMENT SERVICES • 2135 RIMROCK RD MADISON, WI 53713

Mailing Address:
PO Box 8971 #6-97
Madison WI 53708-8971
Fax: (608) 264-6887
lgs@wisconsin.gov

September 13, 2024

MARIA DAVIS
COUNTY OF PORTAGE
1516 CHURCH ST
STEVENS POINT WI 54481-3501

Notice of Shared Revenue – 2025 Original Estimate

Notice Information

The Wisconsin Department of Revenue (DOR) is providing the **estimated** shared revenue amounts your local government will receive in 2025 under current state law for county and municipal aid, supplemental county and municipal aid, utility aid and the expenditure restraint incentive program. This does not include adjustments, shown on the July and November payment notices.

District	COUNTY OF PORTAGE	County	PORTAGE	Co-muni code	49-999
-----------------	-------------------	---------------	---------	---------------------	--------

Estimate Information

For an explanation of each aid payment listed below, review the additional information in this notice.

2025 Original Estimate	
1. County and municipal aid	\$1,779,305.86
2. Utility aid	\$271,525.49
3. Supplemental county and municipal aid	\$878,101.37
4. Expenditure restraint incentive program	\$0.00
5. Total Estimated 2025 Payments (sum of Lines 1-4)	\$2,928,932.72

Payment Information

Your local government will receive two distributions in 2025 :

- July 28, 2025: 15% of Line 1, 2, and 3 and 100% of Line 4 (*shown above*)
- November 17, 2025: balance of your 2025 aid payments

County and Municipal Aid

Under state law, the county and municipal aid paid to each county and municipality must be equal to the amount determined in 2012 (sec. 79.036, Wis. Stats.) and adjusted for fallen protective services insurance reimbursement (sec. 79.036(4), Wis. Stats.).

County and Municipal Aid Calculation	
1. Prior year county and municipal aid	\$1,739,427.58
2. Increase due to sales tax revenue, including adjustments (<i>district changes</i>)	\$40,006.83
3. Fallen protective services insurance adjustment	-\$128.55
4. Fallen protective services insurance reimbursement (<i>reported to DOR</i>)	\$0.00
5. Total County and Municipal Aid (sum of Lines 1-4)	\$1,779,305.86

Utility Aid

- Under state law, utility aid is distributed to each county and municipality where tax-exempt utility property is located (sec. 79.04, Wis. Stats.)
- Utility companies report utility property information to DOR annually
- DOR uses the provided information to accurately calculate utility aid (*shown below*)

Utility Aid Calculation	
1. Net book value, <i>as of December 31, 2024 (including expected additions/retirements)</i>	\$50,426,265.00
2. Total net book value payment	\$225,992.16
3. Minimum payment	\$0.00
4. Megawatt capacity	18.8
5. Megawatt capacity payment	\$17,333.33
6. Closed/decommissioned production plant (phased down) payment	\$0.00
7. Subtotal (<i>sum of Lines 2, 3, 5 and 6</i>)	\$243,325.49
8. Population cap	\$9,056,375.00
9. Adjusted subtotal (<i>lesser of Line 7 or Line 8</i>)	\$243,325.49
10. Adjacent site incentive payment	\$0.00
11. Baseload incentive payment	\$0.00
12. Co-generation incentive payment	\$0.00
13. Alternative energy incentive payment	\$28,200.00
14. Total incentive payments (<i>sum of Lines 10 through 13</i>)	\$28,200.00
15. Spent nuclear fuel payment	\$0.00
16. Total Utility Aid – this is the utility aid payment listed on the front of the estimate (<i>sum of Lines 9, 14 and 15</i>)	\$271,525.49

Supplemental County and Municipal Aid

- Under state law, supplemental county and municipal aid paid to each county and municipality is determined by 2023 Wisconsin Act 12 (sec. 79.037, Wis. Stats.)
- For detailed information, review [county and municipal aid spreadsheet](#)

Supplemental County and Municipal Aid Calculation	
1. Prior year supplemental county and municipal aid	\$858,359.11
2. Increase due to sales tax revenue including adjustments (<i>district changes</i>)	\$19,742.26
3. Total Supplemental County and Municipal Aid (<i>sum of Lines 1 and 2</i>)	\$878,101.37

Expenditure Restraint Incentive Program

- Only municipalities are eligible to receive Expenditure Restraint Incentive Program (ERIP) payments
- Under state law, in 2025, each municipality will receive a payment that is equal to the amount of the payment received by the municipality in 2024 (sec. 79.05(4), Wis. Stats., from 2023 WI Act 12 – notwithstanding subs. (2) and (3))

Contact Information

If you have questions, contact us at lgs@wisconsin.gov, (608) 266-8618 or (608) 261-5167.



State of Wisconsin • DEPARTMENT OF REVENUE

DIVISION OF STATE AND LOCAL FINANCE • BUREAU OF LOCAL GOVERNMENT SERVICES • 2135 RIMROCK RD MADISON, WI 53713

Mailing Address:
PO Box 8971 #6-97
Madison WI 53708-8971
Fax: (608) 264-6887
lgs@wisconsin.gov

September 13, 2024

ELIZABETH COOK
TOWN OF CATAWBA
PO BOX 112
CATAWBA WI 54515

Notice of Shared Revenue – 2025 Original Estimate

Notice Information

The Wisconsin Department of Revenue (DOR) is providing the **estimated** shared revenue amounts your local government will receive in 2025 under current state law for county and municipal aid, supplemental county and municipal aid, utility aid and the expenditure restraint incentive program. This does not include adjustments, shown on the July and November payment notices.

District	TOWN OF CATAWBA	County	PRICE	Co-muni code	50-002
-----------------	-----------------	---------------	-------	---------------------	--------

Estimate Information

For an explanation of each aid payment listed below, review the additional information in this notice.

2025 Original Estimate	
1. County and municipal aid	\$13,096.04
2. Utility aid	\$0.00
3. Supplemental county and municipal aid	\$35,023.64
4. Expenditure restraint incentive program	\$0.00
5. Total Estimated 2025 Payments (sum of Lines 1-4)	\$48,119.68

Payment Information

Your local government will receive two distributions in 2025 :

- July 28, 2025: 15% of Line 1, 2, and 3 and 100% of Line 4 (*shown above*)
- November 17, 2025: balance of your 2025 aid payments

County and Municipal Aid

Under state law, the county and municipal aid paid to each county and municipality must be equal to the amount determined in 2012 (sec. 79.036, Wis. Stats.) and adjusted for fallen protective services insurance reimbursement (sec. 79.036(4), Wis. Stats.).

County and Municipal Aid Calculation	
1. Prior year county and municipal aid	\$12,802.53
2. Increase due to sales tax revenue, including adjustments (<i>district changes</i>)	\$294.46
3. Fallen protective services insurance adjustment	-\$0.95
4. Fallen protective services insurance reimbursement (<i>reported to DOR</i>)	\$0.00
5. Total County and Municipal Aid (sum of Lines 1-4)	\$13,096.04

Utility Aid

- Under state law, utility aid is distributed to each county and municipality where tax-exempt utility property is located (sec. 79.04, Wis. Stats.)
- Utility companies report utility property information to DOR annually
- DOR uses the provided information to accurately calculate utility aid (*shown below*)

Utility Aid Calculation	
1. Net book value, as of December 31, 2024 (including expected additions/retirements)	\$0.00
2. Total net book value payment	\$0.00
3. Minimum payment	\$0.00
4. Megawatt capacity	0.0
5. Megawatt capacity payment	\$0.00
6. Closed/decommissioned production plant (phased down) payment	\$0.00
7. Subtotal (sum of Lines 2, 3, 5 and 6)	\$0.00
8. Population cap	\$106,250.00
9. Adjusted subtotal (lesser of Line 7 or Line 8)	\$0.00
10. Adjacent site incentive payment	\$0.00
11. Baseload incentive payment	\$0.00
12. Co-generation incentive payment	\$0.00
13. Alternative energy incentive payment	\$0.00
14. Total incentive payments (sum of Lines 10 through 13)	\$0.00
15. Spent nuclear fuel payment	\$0.00
16. Total Utility Aid – this is the utility aid payment listed on the front of the estimate (sum of Lines 9, 14 and 15)	\$0.00

Supplemental County and Municipal Aid

- Under state law, supplemental county and municipal aid paid to each county and municipality is determined by 2023 Wisconsin Act 12 (sec. 79.037, Wis. Stats.)
- For detailed information, review [county and municipal aid spreadsheet](#)

Supplemental County and Municipal Aid Calculation	
1. Prior year supplemental county and municipal aid	\$34,236.21
2. Increase due to sales tax revenue including adjustments (district changes)	\$787.43
3. Total Supplemental County and Municipal Aid (sum of Lines 1 and 2)	\$35,023.64

Expenditure Restraint Incentive Program

- Only municipalities are eligible to receive Expenditure Restraint Incentive Program (ERIP) payments
- Under state law, in 2025, each municipality will receive a payment that is equal to the amount of the payment received by the municipality in 2024 (sec. 79.05(4), Wis. Stats., from 2023 WI Act 12 – notwithstanding subs. (2) and (3))

Contact Information

If you have questions, contact us at lgs@wisconsin.gov, (608) 266-8618 or (608) 261-5167.



State of Wisconsin • DEPARTMENT OF REVENUE

DIVISION OF STATE AND LOCAL FINANCE • BUREAU OF LOCAL GOVERNMENT SERVICES • 2135 RIMROCK RD MADISON, WI 53713

Mailing Address:
PO Box 8971 #6-97
Madison WI 53708-8971
Fax: (608) 264-6887
lgs@wisconsin.gov

September 13, 2024

ELIZABETH PALECEK
TOWN OF EISENSTEIN
W6115 STATE RD 182
PARK FALLS WI 54552

Notice of Shared Revenue – 2025 Original Estimate

Notice Information

The Wisconsin Department of Revenue (DOR) is providing the **estimated** shared revenue amounts your local government will receive in 2025 under current state law for county and municipal aid, supplemental county and municipal aid, utility aid and the expenditure restraint incentive program. This does not include adjustments, shown on the July and November payment notices.

District	TOWN OF EISENSTEIN	County	PRICE	Co-muni code	50-004
-----------------	--------------------	---------------	-------	---------------------	--------

Estimate Information

For an explanation of each aid payment listed below, review the additional information in this notice.

2025 Original Estimate	
1. County and municipal aid	\$18,936.35
2. Utility aid	\$0.00
3. Supplemental county and municipal aid	\$41,418.43
4. Expenditure restraint incentive program	\$0.00
5. Total Estimated 2025 Payments (sum of Lines 1-4)	\$60,354.78

Payment Information

Your local government will receive two distributions in 2025 :

- July 28, 2025: 15% of Line 1, 2, and 3 and 100% of Line 4 (*shown above*)
- November 17, 2025: balance of your 2025 aid payments

County and Municipal Aid

Under state law, the county and municipal aid paid to each county and municipality must be equal to the amount determined in 2012 (sec. 79.036, Wis. Stats.) and adjusted for fallen protective services insurance reimbursement (sec. 79.036(4), Wis. Stats.).

County and Municipal Aid Calculation	
1. Prior year county and municipal aid	\$18,511.95
2. Increase due to sales tax revenue, including adjustments (<i>district changes</i>)	\$425.77
3. Fallen protective services insurance adjustment	-\$1.37
4. Fallen protective services insurance reimbursement (<i>reported to DOR</i>)	\$0.00
5. Total County and Municipal Aid (sum of Lines 1-4)	\$18,936.35

Utility Aid

- Under state law, utility aid is distributed to each county and municipality where tax-exempt utility property is located (sec. 79.04, Wis. Stats.)
- Utility companies report utility property information to DOR annually
- DOR uses the provided information to accurately calculate utility aid (*shown below*)

Utility Aid Calculation	
1. Net book value, <i>as of December 31, 2024 (including expected additions/retirements)</i>	\$0.00
2. Total net book value payment	\$0.00
3. Minimum payment	\$0.00
4. Megawatt capacity	0.0
5. Megawatt capacity payment	\$0.00
6. Closed/decommissioned production plant (phased down) payment	\$0.00
7. Subtotal (<i>sum of Lines 2, 3, 5 and 6</i>)	\$0.00
8. Population cap	\$262,225.00
9. Adjusted subtotal (<i>lesser of Line 7 or Line 8</i>)	\$0.00
10. Adjacent site incentive payment	\$0.00
11. Baseload incentive payment	\$0.00
12. Co-generation incentive payment	\$0.00
13. Alternative energy incentive payment	\$0.00
14. Total incentive payments (<i>sum of Lines 10 through 13</i>)	\$0.00
15. Spent nuclear fuel payment	\$0.00
16. Total Utility Aid – this is the utility aid payment listed on the front of the estimate (<i>sum of Lines 9, 14 and 15</i>)	\$0.00

Supplemental County and Municipal Aid

- Under state law, supplemental county and municipal aid paid to each county and municipality is determined by 2023 Wisconsin Act 12 (sec. 79.037, Wis. Stats.)
- For detailed information, review [county and municipal aid spreadsheet](#)

Supplemental County and Municipal Aid Calculation	
1. Prior year supplemental county and municipal aid	\$40,487.22
2. Increase due to sales tax revenue including adjustments (<i>district changes</i>)	\$931.21
3. Total Supplemental County and Municipal Aid (<i>sum of Lines 1 and 2</i>)	\$41,418.43

Expenditure Restraint Incentive Program

- Only municipalities are eligible to receive Expenditure Restraint Incentive Program (ERIP) payments
- Under state law, in 2025, each municipality will receive a payment that is equal to the amount of the payment received by the municipality in 2024 (sec. 79.05(4), Wis. Stats., from 2023 WI Act 12 – notwithstanding subs. (2) and (3))

Contact Information

If you have questions, contact us at lgs@wisconsin.gov, (608) 266-8618 or (608) 261-5167.



State of Wisconsin • DEPARTMENT OF REVENUE

DIVISION OF STATE AND LOCAL FINANCE • BUREAU OF LOCAL GOVERNMENT SERVICES • 2135 RIMROCK RD MADISON, WI 53713

Mailing Address:
PO Box 8971 #6-97
Madison WI 53708-8971
Fax: (608) 264-6887
lgs@wisconsin.gov

September 13, 2024

REGINA DAMJANOVIC
TOWN OF ELK
N8314 DANISH SETTLEMENT RD
PHILLIPS WI 54555-6532

Notice of Shared Revenue – 2025 Original Estimate

Notice Information

The Wisconsin Department of Revenue (DOR) is providing the **estimated** shared revenue amounts your local government will receive in 2025 under current state law for county and municipal aid, supplemental county and municipal aid, utility aid and the expenditure restraint incentive program. This does not include adjustments, shown on the July and November payment notices.

District	TOWN OF ELK	County	PRICE	Co-muni code	50-006
-----------------	-------------	---------------	-------	---------------------	--------

Estimate Information

For an explanation of each aid payment listed below, review the additional information in this notice.

2025 Original Estimate	
1. County and municipal aid	\$14,233.99
2. Utility aid	\$0.00
3. Supplemental county and municipal aid	\$47,277.69
4. Expenditure restraint incentive program	\$0.00
5. Total Estimated 2025 Payments (sum of Lines 1-4)	\$61,511.68

Payment Information

Your local government will receive two distributions in 2025 :

- July 28, 2025: 15% of Line 1, 2, and 3 and 100% of Line 4 (*shown above*)
- November 17, 2025: balance of your 2025 aid payments

County and Municipal Aid

Under state law, the county and municipal aid paid to each county and municipality must be equal to the amount determined in 2012 (sec. 79.036, Wis. Stats.) and adjusted for fallen protective services insurance reimbursement (sec. 79.036(4), Wis. Stats.).

County and Municipal Aid Calculation	
1. Prior year county and municipal aid	\$13,914.98
2. Increase due to sales tax revenue, including adjustments (<i>district changes</i>)	\$320.04
3. Fallen protective services insurance adjustment	-\$1.03
4. Fallen protective services insurance reimbursement (<i>reported to DOR</i>)	\$0.00
5. Total County and Municipal Aid (sum of Lines 1-4)	\$14,233.99

Utility Aid

- Under state law, utility aid is distributed to each county and municipality where tax-exempt utility property is located (sec. 79.04, Wis. Stats.)
- Utility companies report utility property information to DOR annually
- DOR uses the provided information to accurately calculate utility aid (*shown below*)

Utility Aid Calculation	
1. Net book value, <i>as of December 31, 2024 (including expected additions/retirements)</i>	\$0.00
2. Total net book value payment	\$0.00
3. Minimum payment	\$0.00
4. Megawatt capacity	0.0
5. Megawatt capacity payment	\$0.00
6. Closed/decommissioned production plant (phased down) payment	\$0.00
7. Subtotal (<i>sum of Lines 2, 3, 5 and 6</i>)	\$0.00
8. Population cap	\$409,700.00
9. Adjusted subtotal (<i>lesser of Line 7 or Line 8</i>)	\$0.00
10. Adjacent site incentive payment	\$0.00
11. Baseload incentive payment	\$0.00
12. Co-generation incentive payment	\$0.00
13. Alternative energy incentive payment	\$0.00
14. Total incentive payments (<i>sum of Lines 10 through 13</i>)	\$0.00
15. Spent nuclear fuel payment	\$0.00
16. Total Utility Aid – this is the utility aid payment listed on the front of the estimate (<i>sum of Lines 9, 14 and 15</i>)	\$0.00

Supplemental County and Municipal Aid

- Under state law, supplemental county and municipal aid paid to each county and municipality is determined by 2023 Wisconsin Act 12 (sec. 79.037, Wis. Stats.)
- For detailed information, review [county and municipal aid spreadsheet](#)

Supplemental County and Municipal Aid Calculation	
1. Prior year supplemental county and municipal aid	\$46,214.75
2. Increase due to sales tax revenue including adjustments (<i>district changes</i>)	\$1,062.94
3. Total Supplemental County and Municipal Aid (<i>sum of Lines 1 and 2</i>)	\$47,277.69

Expenditure Restraint Incentive Program

- Only municipalities are eligible to receive Expenditure Restraint Incentive Program (ERIP) payments
- Under state law, in 2025, each municipality will receive a payment that is equal to the amount of the payment received by the municipality in 2024 (sec. 79.05(4), Wis. Stats., from 2023 WI Act 12 – notwithstanding subs. (2) and (3))

Contact Information

If you have questions, contact us at lgs@wisconsin.gov, (608) 266-8618 or (608) 261-5167.



State of Wisconsin • DEPARTMENT OF REVENUE

DIVISION OF STATE AND LOCAL FINANCE • BUREAU OF LOCAL GOVERNMENT SERVICES • 2135 RIMROCK RD MADISON, WI 53713

Mailing Address:
PO Box 8971 #6-97
Madison WI 53708-8971
Fax: (608) 264-6887
lgs@wisconsin.gov

September 13, 2024

REGGIE DISTIN
TOWN OF EMERY
W3114 MARTINS DRIVE
PHILLIPS WI 54555

Notice of Shared Revenue – 2025 Original Estimate

Notice Information

The Wisconsin Department of Revenue (DOR) is providing the **estimated** shared revenue amounts your local government will receive in 2025 under current state law for county and municipal aid, supplemental county and municipal aid, utility aid and the expenditure restraint incentive program. This does not include adjustments, shown on the July and November payment notices.

District	TOWN OF EMERY	County	PRICE	Co-muni code	50-008
-----------------	---------------	---------------	-------	---------------------	--------

Estimate Information

For an explanation of each aid payment listed below, review the additional information in this notice.

2025 Original Estimate	
1. County and municipal aid	\$15,752.72
2. Utility aid	\$0.00
3. Supplemental county and municipal aid	\$35,986.49
4. Expenditure restraint incentive program	\$0.00
5. Total Estimated 2025 Payments (sum of Lines 1-4)	\$51,739.21

Payment Information

Your local government will receive two distributions in 2025 :

- July 28, 2025: 15% of Line 1, 2, and 3 and 100% of Line 4 (*shown above*)
- November 17, 2025: balance of your 2025 aid payments

County and Municipal Aid

Under state law, the county and municipal aid paid to each county and municipality must be equal to the amount determined in 2012 (sec. 79.036, Wis. Stats.) and adjusted for fallen protective services insurance reimbursement (sec. 79.036(4), Wis. Stats.).

County and Municipal Aid Calculation	
1. Prior year county and municipal aid	\$15,399.67
2. Increase due to sales tax revenue, including adjustments (<i>district changes</i>)	\$354.19
3. Fallen protective services insurance adjustment	-\$1.14
4. Fallen protective services insurance reimbursement (<i>reported to DOR</i>)	\$0.00
5. Total County and Municipal Aid (sum of Lines 1-4)	\$15,752.72

Utility Aid

- Under state law, utility aid is distributed to each county and municipality where tax-exempt utility property is located (sec. 79.04, Wis. Stats.)
- Utility companies report utility property information to DOR annually
- DOR uses the provided information to accurately calculate utility aid (*shown below*)

Utility Aid Calculation	
1. Net book value, <i>as of December 31, 2024 (including expected additions/retirements)</i>	\$0.00
2. Total net book value payment	\$0.00
3. Minimum payment	\$0.00
4. Megawatt capacity	0.0
5. Megawatt capacity payment	\$0.00
6. Closed/decommissioned production plant (phased down) payment	\$0.00
7. Subtotal (<i>sum of Lines 2, 3, 5 and 6</i>)	\$0.00
8. Population cap	\$130,900.00
9. Adjusted subtotal (<i>lesser of Line 7 or Line 8</i>)	\$0.00
10. Adjacent site incentive payment	\$0.00
11. Baseload incentive payment	\$0.00
12. Co-generation incentive payment	\$0.00
13. Alternative energy incentive payment	\$0.00
14. Total incentive payments (<i>sum of Lines 10 through 13</i>)	\$0.00
15. Spent nuclear fuel payment	\$0.00
16. Total Utility Aid – this is the utility aid payment listed on the front of the estimate (<i>sum of Lines 9, 14 and 15</i>)	\$0.00

Supplemental County and Municipal Aid

- Under state law, supplemental county and municipal aid paid to each county and municipality is determined by 2023 Wisconsin Act 12 (sec. 79.037, Wis. Stats.)
- For detailed information, review [county and municipal aid spreadsheet](#)

Supplemental County and Municipal Aid Calculation	
1. Prior year supplemental county and municipal aid	\$35,177.41
2. Increase due to sales tax revenue including adjustments (<i>district changes</i>)	\$809.08
3. Total Supplemental County and Municipal Aid (<i>sum of Lines 1 and 2</i>)	\$35,986.49

Expenditure Restraint Incentive Program

- Only municipalities are eligible to receive Expenditure Restraint Incentive Program (ERIP) payments
- Under state law, in 2025, each municipality will receive a payment that is equal to the amount of the payment received by the municipality in 2024 (sec. 79.05(4), Wis. Stats., from 2023 WI Act 12 – notwithstanding subs. (2) and (3))

Contact Information

If you have questions, contact us at lgs@wisconsin.gov, (608) 266-8618 or (608) 261-5167.



State of Wisconsin • DEPARTMENT OF REVENUE

DIVISION OF STATE AND LOCAL FINANCE • BUREAU OF LOCAL GOVERNMENT SERVICES • 2135 RIMROCK RD MADISON, WI 53713

Mailing Address:
PO Box 8971 #6-97
Madison WI 53708-8971
Fax: (608) 264-6887
lgs@wisconsin.gov

September 13, 2024

CRYSTAL COWLING
TOWN OF FIFIELD
PO BOX 241
FIFIELD WI 54524-0241

Notice of Shared Revenue – 2025 Original Estimate

Notice Information

The Wisconsin Department of Revenue (DOR) is providing the **estimated** shared revenue amounts your local government will receive in 2025 under current state law for county and municipal aid, supplemental county and municipal aid, utility aid and the expenditure restraint incentive program. This does not include adjustments, shown on the July and November payment notices.

District	TOWN OF FIFIELD	County	PRICE	Co-muni code	50-010
-----------------	-----------------	---------------	-------	---------------------	--------

Estimate Information

For an explanation of each aid payment listed below, review the additional information in this notice.

2025 Original Estimate	
1. County and municipal aid	\$23,369.32
2. Utility aid	\$0.00
3. Supplemental county and municipal aid	\$46,195.38
4. Expenditure restraint incentive program	\$0.00
5. Total Estimated 2025 Payments (sum of Lines 1-4)	\$69,564.70

Payment Information

Your local government will receive two distributions in 2025 :

- July 28, 2025: 15% of Line 1, 2, and 3 and 100% of Line 4 (*shown above*)
- November 17, 2025: balance of your 2025 aid payments

County and Municipal Aid

Under state law, the county and municipal aid paid to each county and municipality must be equal to the amount determined in 2012 (sec. 79.036, Wis. Stats.) and adjusted for fallen protective services insurance reimbursement (sec. 79.036(4), Wis. Stats.).

County and Municipal Aid Calculation	
1. Prior year county and municipal aid	\$22,845.56
2. Increase due to sales tax revenue, including adjustments (<i>district changes</i>)	\$525.45
3. Fallen protective services insurance adjustment	-\$1.69
4. Fallen protective services insurance reimbursement (<i>reported to DOR</i>)	\$0.00
5. Total County and Municipal Aid (sum of Lines 1-4)	\$23,369.32

Utility Aid

- Under state law, utility aid is distributed to each county and municipality where tax-exempt utility property is located (sec. 79.04, Wis. Stats.)
- Utility companies report utility property information to DOR annually
- DOR uses the provided information to accurately calculate utility aid (*shown below*)

Utility Aid Calculation	
1. Net book value, <i>as of December 31, 2024 (including expected additions/retirements)</i>	\$0.00
2. Total net book value payment	\$0.00
3. Minimum payment	\$0.00
4. Megawatt capacity	0.0
5. Megawatt capacity payment	\$0.00
6. Closed/decommissioned production plant (phased down) payment	\$0.00
7. Subtotal (<i>sum of Lines 2, 3, 5 and 6</i>)	\$0.00
8. Population cap	\$374,850.00
9. Adjusted subtotal (<i>lesser of Line 7 or Line 8</i>)	\$0.00
10. Adjacent site incentive payment	\$0.00
11. Baseload incentive payment	\$0.00
12. Co-generation incentive payment	\$0.00
13. Alternative energy incentive payment	\$0.00
14. Total incentive payments (<i>sum of Lines 10 through 13</i>)	\$0.00
15. Spent nuclear fuel payment	\$0.00
16. Total Utility Aid – this is the utility aid payment listed on the front of the estimate (<i>sum of Lines 9, 14 and 15</i>)	\$0.00

Supplemental County and Municipal Aid

- Under state law, supplemental county and municipal aid paid to each county and municipality is determined by 2023 Wisconsin Act 12 (sec. 79.037, Wis. Stats.)
- For detailed information, review [county and municipal aid spreadsheet](#)

Supplemental County and Municipal Aid Calculation	
1. Prior year supplemental county and municipal aid	\$45,156.77
2. Increase due to sales tax revenue including adjustments (<i>district changes</i>)	\$1,038.61
3. Total Supplemental County and Municipal Aid (<i>sum of Lines 1 and 2</i>)	\$46,195.38

Expenditure Restraint Incentive Program

- Only municipalities are eligible to receive Expenditure Restraint Incentive Program (ERIP) payments
- Under state law, in 2025, each municipality will receive a payment that is equal to the amount of the payment received by the municipality in 2024 (sec. 79.05(4), Wis. Stats., from 2023 WI Act 12 – notwithstanding subs. (2) and (3))

Contact Information

If you have questions, contact us at lgs@wisconsin.gov, (608) 266-8618 or (608) 261-5167.



State of Wisconsin • DEPARTMENT OF REVENUE

DIVISION OF STATE AND LOCAL FINANCE • BUREAU OF LOCAL GOVERNMENT SERVICES • 2135 RIMROCK RD MADISON, WI 53713

Mailing Address:
PO Box 8971 #6-97
Madison WI 53708-8971
Fax: (608) 264-6887
lgs@wisconsin.gov

September 13, 2024

REBEKAH TRIGG
TOWN OF FLAMBEAU
N11811 POPPLE HILL RD
PHILLIPS WI 54555-7237

Notice of Shared Revenue – 2025 Original Estimate

Notice Information

The Wisconsin Department of Revenue (DOR) is providing the **estimated** shared revenue amounts your local government will receive in 2025 under current state law for county and municipal aid, supplemental county and municipal aid, utility aid and the expenditure restraint incentive program. This does not include adjustments, shown on the July and November payment notices.

District	TOWN OF FLAMBEAU	County	PRICE	Co-muni code	50-012
-----------------	------------------	---------------	-------	---------------------	--------

Estimate Information

For an explanation of each aid payment listed below, review the additional information in this notice.

2025 Original Estimate	
1. County and municipal aid	\$14,221.22
2. Utility aid	\$366.97
3. Supplemental county and municipal aid	\$39,098.08
4. Expenditure restraint incentive program	\$0.00
5. Total Estimated 2025 Payments (sum of Lines 1-4)	\$53,686.27

Payment Information

Your local government will receive two distributions in 2025 :

- July 28, 2025: 15% of Line 1, 2, and 3 and 100% of Line 4 (*shown above*)
- November 17, 2025: balance of your 2025 aid payments

County and Municipal Aid

Under state law, the county and municipal aid paid to each county and municipality must be equal to the amount determined in 2012 (sec. 79.036, Wis. Stats.) and adjusted for fallen protective services insurance reimbursement (sec. 79.036(4), Wis. Stats.).

County and Municipal Aid Calculation	
1. Prior year county and municipal aid	\$13,902.49
2. Increase due to sales tax revenue, including adjustments (<i>district changes</i>)	\$319.76
3. Fallen protective services insurance adjustment	-\$1.03
4. Fallen protective services insurance reimbursement (<i>reported to DOR</i>)	\$0.00
5. Total County and Municipal Aid (sum of Lines 1-4)	\$14,221.22

Utility Aid

- Under state law, utility aid is distributed to each county and municipality where tax-exempt utility property is located (sec. 79.04, Wis. Stats.)
- Utility companies report utility property information to DOR annually
- DOR uses the provided information to accurately calculate utility aid (*shown below*)

Utility Aid Calculation	
1. Net book value, as of December 31, 2024 (including expected additions/retirements)	\$122,324.00
2. Total net book value payment	\$366.97
3. Minimum payment	\$0.00
4. Megawatt capacity	0.0
5. Megawatt capacity payment	\$0.00
6. Closed/decommissioned production plant (phased down) payment	\$0.00
7. Subtotal (sum of Lines 2, 3, 5 and 6)	\$366.97
8. Population cap	\$206,125.00
9. Adjusted subtotal (lesser of Line 7 or Line 8)	\$366.97
10. Adjacent site incentive payment	\$0.00
11. Baseload incentive payment	\$0.00
12. Co-generation incentive payment	\$0.00
13. Alternative energy incentive payment	\$0.00
14. Total incentive payments (sum of Lines 10 through 13)	\$0.00
15. Spent nuclear fuel payment	\$0.00
16. Total Utility Aid – this is the utility aid payment listed on the front of the estimate (sum of Lines 9, 14 and 15)	\$366.97

Supplemental County and Municipal Aid

- Under state law, supplemental county and municipal aid paid to each county and municipality is determined by 2023 Wisconsin Act 12 (sec. 79.037, Wis. Stats.)
- For detailed information, review [county and municipal aid spreadsheet](#)

Supplemental County and Municipal Aid Calculation	
1. Prior year supplemental county and municipal aid	\$38,219.04
2. Increase due to sales tax revenue including adjustments (district changes)	\$879.04
3. Total Supplemental County and Municipal Aid (sum of Lines 1 and 2)	\$39,098.08

Expenditure Restraint Incentive Program

- Only municipalities are eligible to receive Expenditure Restraint Incentive Program (ERIP) payments
- Under state law, in 2025, each municipality will receive a payment that is equal to the amount of the payment received by the municipality in 2024 (sec. 79.05(4), Wis. Stats., from 2023 WI Act 12 – notwithstanding subs. (2) and (3))

Contact Information

If you have questions, contact us at lgs@wisconsin.gov, (608) 266-8618 or (608) 261-5167.



State of Wisconsin • DEPARTMENT OF REVENUE

DIVISION OF STATE AND LOCAL FINANCE • BUREAU OF LOCAL GOVERNMENT SERVICES • 2135 RIMROCK RD MADISON, WI 53713

Mailing Address:
PO Box 8971 #6-97
Madison WI 53708-8971
Fax: (608) 264-6887
lgs@wisconsin.gov

September 13, 2024

KATHLEEN LUNDBORG
TOWN OF GEORGETOWN
N4254 COUNTY ROAD C
PRENTICE WI 54556-9514

Notice of Shared Revenue – 2025 Original Estimate

Notice Information

The Wisconsin Department of Revenue (DOR) is providing the **estimated** shared revenue amounts your local government will receive in 2025 under current state law for county and municipal aid, supplemental county and municipal aid, utility aid and the expenditure restraint incentive program. This does not include adjustments, shown on the July and November payment notices.

District	TOWN OF GEORGETOWN	County	PRICE	Co-muni code	50-014
-----------------	--------------------	---------------	-------	---------------------	--------

Estimate Information

For an explanation of each aid payment listed below, review the additional information in this notice.

2025 Original Estimate	
1. County and municipal aid	\$28,224.72
2. Utility aid	\$0.00
3. Supplemental county and municipal aid	\$33,630.84
4. Expenditure restraint incentive program	\$0.00
5. Total Estimated 2025 Payments (sum of Lines 1-4)	\$61,855.56

Payment Information

Your local government will receive two distributions in 2025 :

- July 28, 2025: 15% of Line 1, 2, and 3 and 100% of Line 4 (*shown above*)
- November 17, 2025: balance of your 2025 aid payments

County and Municipal Aid

Under state law, the county and municipal aid paid to each county and municipality must be equal to the amount determined in 2012 (sec. 79.036, Wis. Stats.) and adjusted for fallen protective services insurance reimbursement (sec. 79.036(4), Wis. Stats.).

County and Municipal Aid Calculation	
1. Prior year county and municipal aid	\$27,592.14
2. Increase due to sales tax revenue, including adjustments (<i>district changes</i>)	\$634.62
3. Fallen protective services insurance adjustment	-\$2.04
4. Fallen protective services insurance reimbursement (<i>reported to DOR</i>)	\$0.00
5. Total County and Municipal Aid (sum of Lines 1-4)	\$28,224.72

Utility Aid

- Under state law, utility aid is distributed to each county and municipality where tax-exempt utility property is located (sec. 79.04, Wis. Stats.)
- Utility companies report utility property information to DOR annually
- DOR uses the provided information to accurately calculate utility aid (*shown below*)

Utility Aid Calculation	
1. Net book value, <i>as of December 31, 2024 (including expected additions/retirements)</i>	\$0.00
2. Total net book value payment	\$0.00
3. Minimum payment	\$0.00
4. Megawatt capacity	0.0
5. Megawatt capacity payment	\$0.00
6. Closed/decommissioned production plant (phased down) payment	\$0.00
7. Subtotal (<i>sum of Lines 2, 3, 5 and 6</i>)	\$0.00
8. Population cap	\$72,675.00
9. Adjusted subtotal (<i>lesser of Line 7 or Line 8</i>)	\$0.00
10. Adjacent site incentive payment	\$0.00
11. Baseload incentive payment	\$0.00
12. Co-generation incentive payment	\$0.00
13. Alternative energy incentive payment	\$0.00
14. Total incentive payments (<i>sum of Lines 10 through 13</i>)	\$0.00
15. Spent nuclear fuel payment	\$0.00
16. Total Utility Aid – this is the utility aid payment listed on the front of the estimate (<i>sum of Lines 9, 14 and 15</i>)	\$0.00

Supplemental County and Municipal Aid

- Under state law, supplemental county and municipal aid paid to each county and municipality is determined by 2023 Wisconsin Act 12 (sec. 79.037, Wis. Stats.)
- For detailed information, review [county and municipal aid spreadsheet](#)

Supplemental County and Municipal Aid Calculation	
1. Prior year supplemental county and municipal aid	\$32,874.72
2. Increase due to sales tax revenue including adjustments (<i>district changes</i>)	\$756.12
3. Total Supplemental County and Municipal Aid (<i>sum of Lines 1 and 2</i>)	\$33,630.84

Expenditure Restraint Incentive Program

- Only municipalities are eligible to receive Expenditure Restraint Incentive Program (ERIP) payments
- Under state law, in 2025, each municipality will receive a payment that is equal to the amount of the payment received by the municipality in 2024 (sec. 79.05(4), Wis. Stats., from 2023 WI Act 12 – notwithstanding subs. (2) and (3))

Contact Information

If you have questions, contact us at lgs@wisconsin.gov, (608) 266-8618 or (608) 261-5167.



State of Wisconsin • DEPARTMENT OF REVENUE

DIVISION OF STATE AND LOCAL FINANCE • BUREAU OF LOCAL GOVERNMENT SERVICES • 2135 RIMROCK RD MADISON, WI 53713

Mailing Address:
PO Box 8971 #6-97
Madison WI 53708-8971
Fax: (608) 264-6887
lgs@wisconsin.gov

September 13, 2024

WENDY ORYSEN
TOWN OF HACKETT
N5766 SAMS LANE
PRENTICE WI 54556-9431

Notice of Shared Revenue – 2025 Original Estimate

Notice Information

The Wisconsin Department of Revenue (DOR) is providing the **estimated** shared revenue amounts your local government will receive in 2025 under current state law for county and municipal aid, supplemental county and municipal aid, utility aid and the expenditure restraint incentive program. This does not include adjustments, shown on the July and November payment notices.

District	TOWN OF HACKETT	County	PRICE	Co-muni code	50-016
-----------------	-----------------	---------------	-------	---------------------	--------

Estimate Information

For an explanation of each aid payment listed below, review the additional information in this notice.

2025 Original Estimate	
1. County and municipal aid	\$9,176.63
2. Utility aid	\$0.00
3. Supplemental county and municipal aid	\$33,905.96
4. Expenditure restraint incentive program	\$0.00
5. Total Estimated 2025 Payments (sum of Lines 1-4)	\$43,082.59

Payment Information

Your local government will receive two distributions in 2025 :

- July 28, 2025: 15% of Line 1, 2, and 3 and 100% of Line 4 (*shown above*)
- November 17, 2025: balance of your 2025 aid payments

County and Municipal Aid

Under state law, the county and municipal aid paid to each county and municipality must be equal to the amount determined in 2012 (sec. 79.036, Wis. Stats.) and adjusted for fallen protective services insurance reimbursement (sec. 79.036(4), Wis. Stats.).

County and Municipal Aid Calculation	
1. Prior year county and municipal aid	\$8,970.96
2. Increase due to sales tax revenue, including adjustments (<i>district changes</i>)	\$206.33
3. Fallen protective services insurance adjustment	-\$0.66
4. Fallen protective services insurance reimbursement (<i>reported to DOR</i>)	\$0.00
5. Total County and Municipal Aid (sum of Lines 1-4)	\$9,176.63

Utility Aid

- Under state law, utility aid is distributed to each county and municipality where tax-exempt utility property is located (sec. 79.04, Wis. Stats.)
- Utility companies report utility property information to DOR annually
- DOR uses the provided information to accurately calculate utility aid (*shown below*)

Utility Aid Calculation	
1. Net book value, <i>as of December 31, 2024 (including expected additions/retirements)</i>	\$0.00
2. Total net book value payment	\$0.00
3. Minimum payment	\$0.00
4. Megawatt capacity	0.0
5. Megawatt capacity payment	\$0.00
6. Closed/decommissioned production plant (phased down) payment	\$0.00
7. Subtotal (<i>sum of Lines 2, 3, 5 and 6</i>)	\$0.00
8. Population cap	\$76,075.00
9. Adjusted subtotal (<i>lesser of Line 7 or Line 8</i>)	\$0.00
10. Adjacent site incentive payment	\$0.00
11. Baseload incentive payment	\$0.00
12. Co-generation incentive payment	\$0.00
13. Alternative energy incentive payment	\$0.00
14. Total incentive payments (<i>sum of Lines 10 through 13</i>)	\$0.00
15. Spent nuclear fuel payment	\$0.00
16. Total Utility Aid – this is the utility aid payment listed on the front of the estimate (<i>sum of Lines 9, 14 and 15</i>)	\$0.00

Supplemental County and Municipal Aid

- Under state law, supplemental county and municipal aid paid to each county and municipality is determined by 2023 Wisconsin Act 12 (sec. 79.037, Wis. Stats.)
- For detailed information, review [county and municipal aid spreadsheet](#)

Supplemental County and Municipal Aid Calculation	
1. Prior year supplemental county and municipal aid	\$33,143.66
2. Increase due to sales tax revenue including adjustments (<i>district changes</i>)	\$762.30
3. Total Supplemental County and Municipal Aid (<i>sum of Lines 1 and 2</i>)	\$33,905.96

Expenditure Restraint Incentive Program

- Only municipalities are eligible to receive Expenditure Restraint Incentive Program (ERIP) payments
- Under state law, in 2025, each municipality will receive a payment that is equal to the amount of the payment received by the municipality in 2024 (sec. 79.05(4), Wis. Stats., from 2023 WI Act 12 – notwithstanding subs. (2) and (3))

Contact Information

If you have questions, contact us at lgs@wisconsin.gov, (608) 266-8618 or (608) 261-5167.



State of Wisconsin • DEPARTMENT OF REVENUE

DIVISION OF STATE AND LOCAL FINANCE • BUREAU OF LOCAL GOVERNMENT SERVICES • 2135 RIMROCK RD MADISON, WI 53713

Mailing Address:
PO Box 8971 #6-97
Madison WI 53708-8971
Fax: (608) 264-6887
lgs@wisconsin.gov

September 13, 2024

SHEILA HOOK
TOWN OF HARMONY
W6386 SPRINGS DR.
PHILLIPS WI 54555

Notice of Shared Revenue – 2025 Original Estimate

Notice Information

The Wisconsin Department of Revenue (DOR) is providing the **estimated** shared revenue amounts your local government will receive in 2025 under current state law for county and municipal aid, supplemental county and municipal aid, utility aid and the expenditure restraint incentive program. This does not include adjustments, shown on the July and November payment notices.

District	TOWN OF HARMONY	County	PRICE	Co-muni code	50-018
-----------------	-----------------	---------------	-------	---------------------	--------

Estimate Information

For an explanation of each aid payment listed below, review the additional information in this notice.

2025 Original Estimate	
1. County and municipal aid	\$14,668.02
2. Utility aid	\$543.75
3. Supplemental county and municipal aid	\$34,456.22
4. Expenditure restraint incentive program	\$0.00
5. Total Estimated 2025 Payments (sum of Lines 1-4)	\$49,667.99

Payment Information

Your local government will receive two distributions in 2025 :

- July 28, 2025: 15% of Line 1, 2, and 3 and 100% of Line 4 (*shown above*)
- November 17, 2025: balance of your 2025 aid payments

County and Municipal Aid

Under state law, the county and municipal aid paid to each county and municipality must be equal to the amount determined in 2012 (sec. 79.036, Wis. Stats.) and adjusted for fallen protective services insurance reimbursement (sec. 79.036(4), Wis. Stats.).

County and Municipal Aid Calculation	
1. Prior year county and municipal aid	\$14,339.28
2. Increase due to sales tax revenue, including adjustments (<i>district changes</i>)	\$329.80
3. Fallen protective services insurance adjustment	-\$1.06
4. Fallen protective services insurance reimbursement (<i>reported to DOR</i>)	\$0.00
5. Total County and Municipal Aid (sum of Lines 1-4)	\$14,668.02

Utility Aid

- Under state law, utility aid is distributed to each county and municipality where tax-exempt utility property is located (sec. 79.04, Wis. Stats.)
- Utility companies report utility property information to DOR annually
- DOR uses the provided information to accurately calculate utility aid (*shown below*)

Utility Aid Calculation	
1. Net book value, <i>as of December 31, 2024 (including expected additions/retirements)</i>	\$181,250.00
2. Total net book value payment	\$543.75
3. Minimum payment	\$0.00
4. Megawatt capacity	0.0
5. Megawatt capacity payment	\$0.00
6. Closed/decommissioned production plant (phased down) payment	\$0.00
7. Subtotal (<i>sum of Lines 2, 3, 5 and 6</i>)	\$543.75
8. Population cap	\$94,775.00
9. Adjusted subtotal (<i>lesser of Line 7 or Line 8</i>)	\$543.75
10. Adjacent site incentive payment	\$0.00
11. Baseload incentive payment	\$0.00
12. Co-generation incentive payment	\$0.00
13. Alternative energy incentive payment	\$0.00
14. Total incentive payments (<i>sum of Lines 10 through 13</i>)	\$0.00
15. Spent nuclear fuel payment	\$0.00
16. Total Utility Aid – this is the utility aid payment listed on the front of the estimate (<i>sum of Lines 9, 14 and 15</i>)	\$543.75

Supplemental County and Municipal Aid

- Under state law, supplemental county and municipal aid paid to each county and municipality is determined by 2023 Wisconsin Act 12 (sec. 79.037, Wis. Stats.)
- For detailed information, review [county and municipal aid spreadsheet](#)

Supplemental County and Municipal Aid Calculation	
1. Prior year supplemental county and municipal aid	\$33,681.54
2. Increase due to sales tax revenue including adjustments (<i>district changes</i>)	\$774.68
3. Total Supplemental County and Municipal Aid (<i>sum of Lines 1 and 2</i>)	\$34,456.22

Expenditure Restraint Incentive Program

- Only municipalities are eligible to receive Expenditure Restraint Incentive Program (ERIP) payments
- Under state law, in 2025, each municipality will receive a payment that is equal to the amount of the payment received by the municipality in 2024 (sec. 79.05(4), Wis. Stats., from 2023 WI Act 12 – notwithstanding subs. (2) and (3))

Contact Information

If you have questions, contact us at lgs@wisconsin.gov, (608) 266-8618 or (608) 261-5167.



State of Wisconsin • DEPARTMENT OF REVENUE

DIVISION OF STATE AND LOCAL FINANCE • BUREAU OF LOCAL GOVERNMENT SERVICES • 2135 RIMROCK RD MADISON, WI 53713

Mailing Address:
PO Box 8971 #6-97
Madison WI 53708-8971
Fax: (608) 264-6887
lgs@wisconsin.gov

September 13, 2024

SANDRA BEHLING
TOWN OF HILL
W4391 HULTMAN LAKE RD
OGEMA WI 54459-9383

Notice of Shared Revenue – 2025 Original Estimate

Notice Information

The Wisconsin Department of Revenue (DOR) is providing the **estimated** shared revenue amounts your local government will receive in 2025 under current state law for county and municipal aid, supplemental county and municipal aid, utility aid and the expenditure restraint incentive program. This does not include adjustments, shown on the July and November payment notices.

District	TOWN OF HILL	County	PRICE	Co-muni code	50-020
-----------------	--------------	---------------	-------	---------------------	--------

Estimate Information

For an explanation of each aid payment listed below, review the additional information in this notice.

2025 Original Estimate	
1. County and municipal aid	\$19,207.72
2. Utility aid	\$0.00
3. Supplemental county and municipal aid	\$37,018.03
4. Expenditure restraint incentive program	\$0.00
5. Total Estimated 2025 Payments (sum of Lines 1-4)	\$56,225.75

Payment Information

Your local government will receive two distributions in 2025 :

- July 28, 2025: 15% of Line 1, 2, and 3 and 100% of Line 4 (*shown above*)
- November 17, 2025: balance of your 2025 aid payments

County and Municipal Aid

Under state law, the county and municipal aid paid to each county and municipality must be equal to the amount determined in 2012 (sec. 79.036, Wis. Stats.) and adjusted for fallen protective services insurance reimbursement (sec. 79.036(4), Wis. Stats.).

County and Municipal Aid Calculation	
1. Prior year county and municipal aid	\$18,777.23
2. Increase due to sales tax revenue, including adjustments (<i>district changes</i>)	\$431.88
3. Fallen protective services insurance adjustment	-\$1.39
4. Fallen protective services insurance reimbursement (<i>reported to DOR</i>)	\$0.00
5. Total County and Municipal Aid (sum of Lines 1-4)	\$19,207.72

Utility Aid

- Under state law, utility aid is distributed to each county and municipality where tax-exempt utility property is located (sec. 79.04, Wis. Stats.)
- Utility companies report utility property information to DOR annually
- DOR uses the provided information to accurately calculate utility aid (*shown below*)

Utility Aid Calculation	
1. Net book value, <i>as of December 31, 2024 (including expected additions/retirements)</i>	\$0.00
2. Total net book value payment	\$0.00
3. Minimum payment	\$0.00
4. Megawatt capacity	0.0
5. Megawatt capacity payment	\$0.00
6. Closed/decommissioned production plant (phased down) payment	\$0.00
7. Subtotal (<i>sum of Lines 2, 3, 5 and 6</i>)	\$0.00
8. Population cap	\$157,250.00
9. Adjusted subtotal (<i>lesser of Line 7 or Line 8</i>)	\$0.00
10. Adjacent site incentive payment	\$0.00
11. Baseload incentive payment	\$0.00
12. Co-generation incentive payment	\$0.00
13. Alternative energy incentive payment	\$0.00
14. Total incentive payments (<i>sum of Lines 10 through 13</i>)	\$0.00
15. Spent nuclear fuel payment	\$0.00
16. Total Utility Aid – this is the utility aid payment listed on the front of the estimate (<i>sum of Lines 9, 14 and 15</i>)	\$0.00

Supplemental County and Municipal Aid

- Under state law, supplemental county and municipal aid paid to each county and municipality is determined by 2023 Wisconsin Act 12 (sec. 79.037, Wis. Stats.)
- For detailed information, review [county and municipal aid spreadsheet](#)

Supplemental County and Municipal Aid Calculation	
1. Prior year supplemental county and municipal aid	\$36,185.76
2. Increase due to sales tax revenue including adjustments (<i>district changes</i>)	\$832.27
3. Total Supplemental County and Municipal Aid (<i>sum of Lines 1 and 2</i>)	\$37,018.03

Expenditure Restraint Incentive Program

- Only municipalities are eligible to receive Expenditure Restraint Incentive Program (ERIP) payments
- Under state law, in 2025, each municipality will receive a payment that is equal to the amount of the payment received by the municipality in 2024 (sec. 79.05(4), Wis. Stats., from 2023 WI Act 12 – notwithstanding subs. (2) and (3))

Contact Information

If you have questions, contact us at lgs@wisconsin.gov, (608) 266-8618 or (608) 261-5167.



State of Wisconsin • DEPARTMENT OF REVENUE

DIVISION OF STATE AND LOCAL FINANCE • BUREAU OF LOCAL GOVERNMENT SERVICES • 2135 RIMROCK RD MADISON, WI 53713

Mailing Address:
PO Box 8971 #6-97
Madison WI 53708-8971
Fax: (608) 264-6887
lgs@wisconsin.gov

September 13, 2024

LYNN REDFALL
TOWN OF KENNAN
PO BOX 211
KENNAN WI 54537-0211

Notice of Shared Revenue – 2025 Original Estimate

Notice Information

The Wisconsin Department of Revenue (DOR) is providing the **estimated** shared revenue amounts your local government will receive in 2025 under current state law for county and municipal aid, supplemental county and municipal aid, utility aid and the expenditure restraint incentive program. This does not include adjustments, shown on the July and November payment notices.

District	TOWN OF KENNAN	County	PRICE	Co-muni code	50-022
-----------------	----------------	---------------	-------	---------------------	--------

Estimate Information

For an explanation of each aid payment listed below, review the additional information in this notice.

2025 Original Estimate	
1. County and municipal aid	\$33,029.26
2. Utility aid	\$0.00
3. Supplemental county and municipal aid	\$36,949.27
4. Expenditure restraint incentive program	\$0.00
5. Total Estimated 2025 Payments (sum of Lines 1-4)	\$69,978.53

Payment Information

Your local government will receive two distributions in 2025 :

- July 28, 2025: 15% of Line 1, 2, and 3 and 100% of Line 4 (*shown above*)
- November 17, 2025: balance of your 2025 aid payments

County and Municipal Aid

Under state law, the county and municipal aid paid to each county and municipality must be equal to the amount determined in 2012 (sec. 79.036, Wis. Stats.) and adjusted for fallen protective services insurance reimbursement (sec. 79.036(4), Wis. Stats.).

County and Municipal Aid Calculation	
1. Prior year county and municipal aid	\$32,289.00
2. Increase due to sales tax revenue, including adjustments (<i>district changes</i>)	\$742.65
3. Fallen protective services insurance adjustment	-\$2.39
4. Fallen protective services insurance reimbursement (<i>reported to DOR</i>)	\$0.00
5. Total County and Municipal Aid (sum of Lines 1-4)	\$33,029.26

Utility Aid

- Under state law, utility aid is distributed to each county and municipality where tax-exempt utility property is located (sec. 79.04, Wis. Stats.)
- Utility companies report utility property information to DOR annually
- DOR uses the provided information to accurately calculate utility aid (*shown below*)

Utility Aid Calculation	
1. Net book value, <i>as of December 31, 2024 (including expected additions/retirements)</i>	\$0.00
2. Total net book value payment	\$0.00
3. Minimum payment	\$0.00
4. Megawatt capacity	0.0
5. Megawatt capacity payment	\$0.00
6. Closed/decommissioned production plant (phased down) payment	\$0.00
7. Subtotal (<i>sum of Lines 2, 3, 5 and 6</i>)	\$0.00
8. Population cap	\$153,425.00
9. Adjusted subtotal (<i>lesser of Line 7 or Line 8</i>)	\$0.00
10. Adjacent site incentive payment	\$0.00
11. Baseload incentive payment	\$0.00
12. Co-generation incentive payment	\$0.00
13. Alternative energy incentive payment	\$0.00
14. Total incentive payments (<i>sum of Lines 10 through 13</i>)	\$0.00
15. Spent nuclear fuel payment	\$0.00
16. Total Utility Aid – this is the utility aid payment listed on the front of the estimate (<i>sum of Lines 9, 14 and 15</i>)	\$0.00

Supplemental County and Municipal Aid

- Under state law, supplemental county and municipal aid paid to each county and municipality is determined by 2023 Wisconsin Act 12 (sec. 79.037, Wis. Stats.)
- For detailed information, review [county and municipal aid spreadsheet](#)

Supplemental County and Municipal Aid Calculation	
1. Prior year supplemental county and municipal aid	\$36,118.54
2. Increase due to sales tax revenue including adjustments (<i>district changes</i>)	\$830.73
3. Total Supplemental County and Municipal Aid (<i>sum of Lines 1 and 2</i>)	\$36,949.27

Expenditure Restraint Incentive Program

- Only municipalities are eligible to receive Expenditure Restraint Incentive Program (ERIP) payments
- Under state law, in 2025, each municipality will receive a payment that is equal to the amount of the payment received by the municipality in 2024 (sec. 79.05(4), Wis. Stats., from 2023 WI Act 12 – notwithstanding subs. (2) and (3))

Contact Information

If you have questions, contact us at lgs@wisconsin.gov, (608) 266-8618 or (608) 261-5167.



State of Wisconsin • DEPARTMENT OF REVENUE

DIVISION OF STATE AND LOCAL FINANCE • BUREAU OF LOCAL GOVERNMENT SERVICES • 2135 RIMROCK RD MADISON, WI 53713

Mailing Address:
PO Box 8971 #6-97
Madison WI 53708-8971
Fax: (608) 264-6887
lgs@wisconsin.gov

September 13, 2024

JOSEPH KLEPAC
TOWN OF KNOX
N4627 HARMONY ROAD
BRANTWOOD WI 54513-9337

Notice of Shared Revenue – 2025 Original Estimate

Notice Information

The Wisconsin Department of Revenue (DOR) is providing the **estimated** shared revenue amounts your local government will receive in 2025 under current state law for county and municipal aid, supplemental county and municipal aid, utility aid and the expenditure restraint incentive program. This does not include adjustments, shown on the July and November payment notices.

District	TOWN OF KNOX	County	PRICE	Co-muni code	50-024
-----------------	--------------	---------------	-------	---------------------	--------

Estimate Information

For an explanation of each aid payment listed below, review the additional information in this notice.

2025 Original Estimate	
1. County and municipal aid	\$25,401.50
2. Utility aid	\$0.00
3. Supplemental county and municipal aid	\$36,089.64
4. Expenditure restraint incentive program	\$0.00
5. Total Estimated 2025 Payments (sum of Lines 1-4)	\$61,491.14

Payment Information

Your local government will receive two distributions in 2025 :

- July 28, 2025: 15% of Line 1, 2, and 3 and 100% of Line 4 (*shown above*)
- November 17, 2025: balance of your 2025 aid payments

County and Municipal Aid

Under state law, the county and municipal aid paid to each county and municipality must be equal to the amount determined in 2012 (sec. 79.036, Wis. Stats.) and adjusted for fallen protective services insurance reimbursement (sec. 79.036(4), Wis. Stats.).

County and Municipal Aid Calculation	
1. Prior year county and municipal aid	\$24,832.20
2. Increase due to sales tax revenue, including adjustments (<i>district changes</i>)	\$571.14
3. Fallen protective services insurance adjustment	-\$1.84
4. Fallen protective services insurance reimbursement (<i>reported to DOR</i>)	\$0.00
5. Total County and Municipal Aid (sum of Lines 1-4)	\$25,401.50

Utility Aid

- Under state law, utility aid is distributed to each county and municipality where tax-exempt utility property is located (sec. 79.04, Wis. Stats.)
- Utility companies report utility property information to DOR annually
- DOR uses the provided information to accurately calculate utility aid (*shown below*)

Utility Aid Calculation	
1. Net book value, <i>as of December 31, 2024 (including expected additions/retirements)</i>	\$0.00
2. Total net book value payment	\$0.00
3. Minimum payment	\$0.00
4. Megawatt capacity	0.0
5. Megawatt capacity payment	\$0.00
6. Closed/decommissioned production plant (phased down) payment	\$0.00
7. Subtotal (<i>sum of Lines 2, 3, 5 and 6</i>)	\$0.00
8. Population cap	\$131,750.00
9. Adjusted subtotal (<i>lesser of Line 7 or Line 8</i>)	\$0.00
10. Adjacent site incentive payment	\$0.00
11. Baseload incentive payment	\$0.00
12. Co-generation incentive payment	\$0.00
13. Alternative energy incentive payment	\$0.00
14. Total incentive payments (<i>sum of Lines 10 through 13</i>)	\$0.00
15. Spent nuclear fuel payment	\$0.00
16. Total Utility Aid – this is the utility aid payment listed on the front of the estimate (<i>sum of Lines 9, 14 and 15</i>)	\$0.00

Supplemental County and Municipal Aid

- Under state law, supplemental county and municipal aid paid to each county and municipality is determined by 2023 Wisconsin Act 12 (sec. 79.037, Wis. Stats.)
- For detailed information, review [county and municipal aid spreadsheet](#)

Supplemental County and Municipal Aid Calculation	
1. Prior year supplemental county and municipal aid	\$35,278.24
2. Increase due to sales tax revenue including adjustments (<i>district changes</i>)	\$811.40
3. Total Supplemental County and Municipal Aid (<i>sum of Lines 1 and 2</i>)	\$36,089.64

Expenditure Restraint Incentive Program

- Only municipalities are eligible to receive Expenditure Restraint Incentive Program (ERIP) payments
- Under state law, in 2025, each municipality will receive a payment that is equal to the amount of the payment received by the municipality in 2024 (sec. 79.05(4), Wis. Stats., from 2023 WI Act 12 – notwithstanding subs. (2) and (3))

Contact Information

If you have questions, contact us at lgs@wisconsin.gov, (608) 266-8618 or (608) 261-5167.



State of Wisconsin • DEPARTMENT OF REVENUE

DIVISION OF STATE AND LOCAL FINANCE • BUREAU OF LOCAL GOVERNMENT SERVICES • 2135 RIMROCK RD MADISON, WI 53713

Mailing Address:
PO Box 8971 #6-97
Madison WI 53708-8971
Fax: (608) 264-6887
lgs@wisconsin.gov

September 13, 2024

ANGELA HILGART
TOWN OF LAKE
PO BOX 228
PARK FALLS WI 54552

Notice of Shared Revenue – 2025 Original Estimate

Notice Information

The Wisconsin Department of Revenue (DOR) is providing the **estimated** shared revenue amounts your local government will receive in 2025 under current state law for county and municipal aid, supplemental county and municipal aid, utility aid and the expenditure restraint incentive program. This does not include adjustments, shown on the July and November payment notices.

District	TOWN OF LAKE	County	PRICE	Co-muni code	50-026
-----------------	--------------	---------------	-------	---------------------	--------

Estimate Information

For an explanation of each aid payment listed below, review the additional information in this notice.

2025 Original Estimate	
1. County and municipal aid	\$81,885.58
2. Utility aid	\$24,376.93
3. Supplemental county and municipal aid	\$49,785.58
4. Expenditure restraint incentive program	\$0.00
5. Total Estimated 2025 Payments (sum of Lines 1-4)	\$156,048.09

Payment Information

Your local government will receive two distributions in 2025 :

- July 28, 2025: 15% of Line 1, 2, and 3 and 100% of Line 4 (*shown above*)
- November 17, 2025: balance of your 2025 aid payments

County and Municipal Aid

Under state law, the county and municipal aid paid to each county and municipality must be equal to the amount determined in 2012 (sec. 79.036, Wis. Stats.) and adjusted for fallen protective services insurance reimbursement (sec. 79.036(4), Wis. Stats.).

County and Municipal Aid Calculation	
1. Prior year county and municipal aid	\$80,050.34
2. Increase due to sales tax revenue, including adjustments (<i>district changes</i>)	\$1,841.16
3. Fallen protective services insurance adjustment	-\$5.92
4. Fallen protective services insurance reimbursement (<i>reported to DOR</i>)	\$0.00
5. Total County and Municipal Aid (sum of Lines 1-4)	\$81,885.58

Utility Aid

- Under state law, utility aid is distributed to each county and municipality where tax-exempt utility property is located (sec. 79.04, Wis. Stats.)
- Utility companies report utility property information to DOR annually
- DOR uses the provided information to accurately calculate utility aid (*shown below*)

Utility Aid Calculation	
1. Net book value, <i>as of December 31, 2024 (including expected additions/retirements)</i>	\$8,125,644.00
2. Total net book value payment	\$24,376.93
3. Minimum payment	\$0.00
4. Megawatt capacity	0.0
5. Megawatt capacity payment	\$0.00
6. Closed/decommissioned production plant (phased down) payment	\$0.00
7. Subtotal (<i>sum of Lines 2, 3, 5 and 6</i>)	\$24,376.93
8. Population cap	\$474,725.00
9. Adjusted subtotal (<i>lesser of Line 7 or Line 8</i>)	\$24,376.93
10. Adjacent site incentive payment	\$0.00
11. Baseload incentive payment	\$0.00
12. Co-generation incentive payment	\$0.00
13. Alternative energy incentive payment	\$0.00
14. Total incentive payments (<i>sum of Lines 10 through 13</i>)	\$0.00
15. Spent nuclear fuel payment	\$0.00
16. Total Utility Aid – this is the utility aid payment listed on the front of the estimate (<i>sum of Lines 9, 14 and 15</i>)	\$24,376.93

Supplemental County and Municipal Aid

- Under state law, supplemental county and municipal aid paid to each county and municipality is determined by 2023 Wisconsin Act 12 (sec. 79.037, Wis. Stats.)
- For detailed information, review [county and municipal aid spreadsheet](#)

Supplemental County and Municipal Aid Calculation	
1. Prior year supplemental county and municipal aid	\$48,666.26
2. Increase due to sales tax revenue including adjustments (<i>district changes</i>)	\$1,119.32
3. Total Supplemental County and Municipal Aid (<i>sum of Lines 1 and 2</i>)	\$49,785.58

Expenditure Restraint Incentive Program

- Only municipalities are eligible to receive Expenditure Restraint Incentive Program (ERIP) payments
- Under state law, in 2025, each municipality will receive a payment that is equal to the amount of the payment received by the municipality in 2024 (sec. 79.05(4), Wis. Stats., from 2023 WI Act 12 – notwithstanding subs. (2) and (3))

Contact Information

If you have questions, contact us at lgs@wisconsin.gov, (608) 266-8618 or (608) 261-5167.



State of Wisconsin • DEPARTMENT OF REVENUE

DIVISION OF STATE AND LOCAL FINANCE • BUREAU OF LOCAL GOVERNMENT SERVICES • 2135 RIMROCK RD MADISON, WI 53713

Mailing Address:
PO Box 8971 #6-97
Madison WI 53708-8971
Fax: (608) 264-6887
lgs@wisconsin.gov

September 13, 2024

JOLENE BERGER
TOWN OF OGEMA
N2493 STATE HWY 13
OGEMA WI 54459-8379

Notice of Shared Revenue – 2025 Original Estimate

Notice Information

The Wisconsin Department of Revenue (DOR) is providing the **estimated** shared revenue amounts your local government will receive in 2025 under current state law for county and municipal aid, supplemental county and municipal aid, utility aid and the expenditure restraint incentive program. This does not include adjustments, shown on the July and November payment notices.

District	TOWN OF OGEMA	County	PRICE	Co-muni code	50-028
-----------------	---------------	---------------	-------	---------------------	--------

Estimate Information

For an explanation of each aid payment listed below, review the additional information in this notice.

2025 Original Estimate	
1. County and municipal aid	\$91,303.44
2. Utility aid	\$198.41
3. Supplemental county and municipal aid	\$43,188.49
4. Expenditure restraint incentive program	\$0.00
5. Total Estimated 2025 Payments (sum of Lines 1-4)	\$134,690.34

Payment Information

Your local government will receive two distributions in 2025 :

- July 28, 2025: 15% of Line 1, 2, and 3 and 100% of Line 4 (*shown above*)
- November 17, 2025: balance of your 2025 aid payments

County and Municipal Aid

Under state law, the county and municipal aid paid to each county and municipality must be equal to the amount determined in 2012 (sec. 79.036, Wis. Stats.) and adjusted for fallen protective services insurance reimbursement (sec. 79.036(4), Wis. Stats.).

County and Municipal Aid Calculation	
1. Prior year county and municipal aid	\$89,257.13
2. Increase due to sales tax revenue, including adjustments (<i>district changes</i>)	\$2,052.91
3. Fallen protective services insurance adjustment	-\$6.60
4. Fallen protective services insurance reimbursement (<i>reported to DOR</i>)	\$0.00
5. Total County and Municipal Aid (sum of Lines 1-4)	\$91,303.44

Utility Aid

- Under state law, utility aid is distributed to each county and municipality where tax-exempt utility property is located (sec. 79.04, Wis. Stats.)
- Utility companies report utility property information to DOR annually
- DOR uses the provided information to accurately calculate utility aid (*shown below*)

Utility Aid Calculation	
1. Net book value, <i>as of December 31, 2024 (including expected additions/retirements)</i>	\$66,138.00
2. Total net book value payment	\$198.41
3. Minimum payment	\$0.00
4. Megawatt capacity	0.0
5. Megawatt capacity payment	\$0.00
6. Closed/decommissioned production plant (phased down) payment	\$0.00
7. Subtotal (<i>sum of Lines 2, 3, 5 and 6</i>)	\$198.41
8. Population cap	\$308,125.00
9. Adjusted subtotal (<i>lesser of Line 7 or Line 8</i>)	\$198.41
10. Adjacent site incentive payment	\$0.00
11. Baseload incentive payment	\$0.00
12. Co-generation incentive payment	\$0.00
13. Alternative energy incentive payment	\$0.00
14. Total incentive payments (<i>sum of Lines 10 through 13</i>)	\$0.00
15. Spent nuclear fuel payment	\$0.00
16. Total Utility Aid – this is the utility aid payment listed on the front of the estimate (<i>sum of Lines 9, 14 and 15</i>)	\$198.41

Supplemental County and Municipal Aid

- Under state law, supplemental county and municipal aid paid to each county and municipality is determined by 2023 Wisconsin Act 12 (sec. 79.037, Wis. Stats.)
- For detailed information, review [county and municipal aid spreadsheet](#)

Supplemental County and Municipal Aid Calculation	
1. Prior year supplemental county and municipal aid	\$42,217.49
2. Increase due to sales tax revenue including adjustments (<i>district changes</i>)	\$971.00
3. Total Supplemental County and Municipal Aid (<i>sum of Lines 1 and 2</i>)	\$43,188.49

Expenditure Restraint Incentive Program

- Only municipalities are eligible to receive Expenditure Restraint Incentive Program (ERIP) payments
- Under state law, in 2025, each municipality will receive a payment that is equal to the amount of the payment received by the municipality in 2024 (sec. 79.05(4), Wis. Stats., from 2023 WI Act 12 – notwithstanding subs. (2) and (3))

Contact Information

If you have questions, contact us at lgs@wisconsin.gov, (608) 266-8618 or (608) 261-5167.



State of Wisconsin • DEPARTMENT OF REVENUE

DIVISION OF STATE AND LOCAL FINANCE • BUREAU OF LOCAL GOVERNMENT SERVICES • 2135 RIMROCK RD MADISON, WI 53713

Mailing Address:
PO Box 8971 #6-97
Madison WI 53708-8971
Fax: (608) 264-6887
lgs@wisconsin.gov

September 13, 2024

AMY ESTERHOLM
TOWN OF PRENTICE
PO BOX 49
PRENTICE WI 54556-0049

Notice of Shared Revenue – 2025 Original Estimate

Notice Information

The Wisconsin Department of Revenue (DOR) is providing the **estimated** shared revenue amounts your local government will receive in 2025 under current state law for county and municipal aid, supplemental county and municipal aid, utility aid and the expenditure restraint incentive program. This does not include adjustments, shown on the July and November payment notices.

District	TOWN OF PRENTICE	County	PRICE	Co-muni code	50-030
-----------------	------------------	---------------	-------	---------------------	--------

Estimate Information

For an explanation of each aid payment listed below, review the additional information in this notice.

2025 Original Estimate	
1. County and municipal aid	\$24,286.29
2. Utility aid	\$13,216.27
3. Supplemental county and municipal aid	\$38,221.41
4. Expenditure restraint incentive program	\$0.00
5. Total Estimated 2025 Payments (sum of Lines 1-4)	\$75,723.97

Payment Information

Your local government will receive two distributions in 2025 :

- July 28, 2025: 15% of Line 1, 2, and 3 and 100% of Line 4 (*shown above*)
- November 17, 2025: balance of your 2025 aid payments

County and Municipal Aid

Under state law, the county and municipal aid paid to each county and municipality must be equal to the amount determined in 2012 (sec. 79.036, Wis. Stats.) and adjusted for fallen protective services insurance reimbursement (sec. 79.036(4), Wis. Stats.).

County and Municipal Aid Calculation	
1. Prior year county and municipal aid	\$23,741.98
2. Increase due to sales tax revenue, including adjustments (<i>district changes</i>)	\$546.06
3. Fallen protective services insurance adjustment	-\$1.75
4. Fallen protective services insurance reimbursement (<i>reported to DOR</i>)	\$0.00
5. Total County and Municipal Aid (sum of Lines 1-4)	\$24,286.29

Utility Aid

- Under state law, utility aid is distributed to each county and municipality where tax-exempt utility property is located (sec. 79.04, Wis. Stats.)
- Utility companies report utility property information to DOR annually
- DOR uses the provided information to accurately calculate utility aid (*shown below*)

Utility Aid Calculation	
1. Net book value, <i>as of December 31, 2024 (including expected additions/retirements)</i>	\$4,405,424.00
2. Total net book value payment	\$13,216.27
3. Minimum payment	\$0.00
4. Megawatt capacity	0.0
5. Megawatt capacity payment	\$0.00
6. Closed/decommissioned production plant (phased down) payment	\$0.00
7. Subtotal (<i>sum of Lines 2, 3, 5 and 6</i>)	\$13,216.27
8. Population cap	\$183,175.00
9. Adjusted subtotal (<i>lesser of Line 7 or Line 8</i>)	\$13,216.27
10. Adjacent site incentive payment	\$0.00
11. Baseload incentive payment	\$0.00
12. Co-generation incentive payment	\$0.00
13. Alternative energy incentive payment	\$0.00
14. Total incentive payments (<i>sum of Lines 10 through 13</i>)	\$0.00
15. Spent nuclear fuel payment	\$0.00
16. Total Utility Aid – this is the utility aid payment listed on the front of the estimate (<i>sum of Lines 9, 14 and 15</i>)	\$13,216.27

Supplemental County and Municipal Aid

- Under state law, supplemental county and municipal aid paid to each county and municipality is determined by 2023 Wisconsin Act 12 (sec. 79.037, Wis. Stats.)
- For detailed information, review [county and municipal aid spreadsheet](#)

Supplemental County and Municipal Aid Calculation	
1. Prior year supplemental county and municipal aid	\$37,362.08
2. Increase due to sales tax revenue including adjustments (<i>district changes</i>)	\$859.33
3. Total Supplemental County and Municipal Aid (<i>sum of Lines 1 and 2</i>)	\$38,221.41

Expenditure Restraint Incentive Program

- Only municipalities are eligible to receive Expenditure Restraint Incentive Program (ERIP) payments
- Under state law, in 2025, each municipality will receive a payment that is equal to the amount of the payment received by the municipality in 2024 (sec. 79.05(4), Wis. Stats., from 2023 WI Act 12 – notwithstanding subs. (2) and (3))

Contact Information

If you have questions, contact us at lgs@wisconsin.gov, (608) 266-8618 or (608) 261-5167.



State of Wisconsin • DEPARTMENT OF REVENUE

DIVISION OF STATE AND LOCAL FINANCE • BUREAU OF LOCAL GOVERNMENT SERVICES • 2135 RIMROCK RD MADISON, WI 53713

Mailing Address:
PO Box 8971 #6-97
Madison WI 53708-8971
Fax: (608) 264-6887
lgs@wisconsin.gov

September 13, 2024

JANELLE NELSON
TOWN OF SPIRIT
W1270 STATE HWY 86
BRANTWOOD WI 54513

Notice of Shared Revenue – 2025 Original Estimate

Notice Information

The Wisconsin Department of Revenue (DOR) is providing the **estimated** shared revenue amounts your local government will receive in 2025 under current state law for county and municipal aid, supplemental county and municipal aid, utility aid and the expenditure restraint incentive program. This does not include adjustments, shown on the July and November payment notices.

District	TOWN OF SPIRIT	County	PRICE	Co-muni code	50-032
-----------------	----------------	---------------	-------	---------------------	--------

Estimate Information

For an explanation of each aid payment listed below, review the additional information in this notice.

2025 Original Estimate	
1. County and municipal aid	\$13,799.54
2. Utility aid	\$0.00
3. Supplemental county and municipal aid	\$35,745.78
4. Expenditure restraint incentive program	\$0.00
5. Total Estimated 2025 Payments (sum of Lines 1-4)	\$49,545.32

Payment Information

Your local government will receive two distributions in 2025 :

- July 28, 2025: 15% of Line 1, 2, and 3 and 100% of Line 4 (*shown above*)
- November 17, 2025: balance of your 2025 aid payments

County and Municipal Aid

Under state law, the county and municipal aid paid to each county and municipality must be equal to the amount determined in 2012 (sec. 79.036, Wis. Stats.) and adjusted for fallen protective services insurance reimbursement (sec. 79.036(4), Wis. Stats.).

County and Municipal Aid Calculation	
1. Prior year county and municipal aid	\$13,490.26
2. Increase due to sales tax revenue, including adjustments (<i>district changes</i>)	\$310.28
3. Fallen protective services insurance adjustment	-\$1.00
4. Fallen protective services insurance reimbursement (<i>reported to DOR</i>)	\$0.00
5. Total County and Municipal Aid (sum of Lines 1-4)	\$13,799.54

Utility Aid

- Under state law, utility aid is distributed to each county and municipality where tax-exempt utility property is located (sec. 79.04, Wis. Stats.)
- Utility companies report utility property information to DOR annually
- DOR uses the provided information to accurately calculate utility aid (*shown below*)

Utility Aid Calculation	
1. Net book value, <i>as of December 31, 2024 (including expected additions/retirements)</i>	\$0.00
2. Total net book value payment	\$0.00
3. Minimum payment	\$0.00
4. Megawatt capacity	0.0
5. Megawatt capacity payment	\$0.00
6. Closed/decommissioned production plant (phased down) payment	\$0.00
7. Subtotal (<i>sum of Lines 2, 3, 5 and 6</i>)	\$0.00
8. Population cap	\$124,950.00
9. Adjusted subtotal (<i>lesser of Line 7 or Line 8</i>)	\$0.00
10. Adjacent site incentive payment	\$0.00
11. Baseload incentive payment	\$0.00
12. Co-generation incentive payment	\$0.00
13. Alternative energy incentive payment	\$0.00
14. Total incentive payments (<i>sum of Lines 10 through 13</i>)	\$0.00
15. Spent nuclear fuel payment	\$0.00
16. Total Utility Aid – this is the utility aid payment listed on the front of the estimate (<i>sum of Lines 9, 14 and 15</i>)	\$0.00

Supplemental County and Municipal Aid

- Under state law, supplemental county and municipal aid paid to each county and municipality is determined by 2023 Wisconsin Act 12 (sec. 79.037, Wis. Stats.)
- For detailed information, review [county and municipal aid spreadsheet](#)

Supplemental County and Municipal Aid Calculation	
1. Prior year supplemental county and municipal aid	\$34,942.11
2. Increase due to sales tax revenue including adjustments (<i>district changes</i>)	\$803.67
3. Total Supplemental County and Municipal Aid (<i>sum of Lines 1 and 2</i>)	\$35,745.78

Expenditure Restraint Incentive Program

- Only municipalities are eligible to receive Expenditure Restraint Incentive Program (ERIP) payments
- Under state law, in 2025, each municipality will receive a payment that is equal to the amount of the payment received by the municipality in 2024 (sec. 79.05(4), Wis. Stats., from 2023 WI Act 12 – notwithstanding subs. (2) and (3))

Contact Information

If you have questions, contact us at lgs@wisconsin.gov, (608) 266-8618 or (608) 261-5167.



State of Wisconsin • DEPARTMENT OF REVENUE

DIVISION OF STATE AND LOCAL FINANCE • BUREAU OF LOCAL GOVERNMENT SERVICES • 2135 RIMROCK RD MADISON, WI 53713

Mailing Address:
PO Box 8971 #6-97
Madison WI 53708-8971
Fax: (608) 264-6887
lgs@wisconsin.gov

September 13, 2024

ALLI MATHYS
TOWN OF WORCESTER
W6895 SPRINGS DR
PHILLIPS WI 54555-7649

Notice of Shared Revenue – 2025 Original Estimate

Notice Information

The Wisconsin Department of Revenue (DOR) is providing the **estimated** shared revenue amounts your local government will receive in 2025 under current state law for county and municipal aid, supplemental county and municipal aid, utility aid and the expenditure restraint incentive program. This does not include adjustments, shown on the July and November payment notices.

District	TOWN OF WORCESTER	County	PRICE	Co-muni code	50-034
-----------------	-------------------	---------------	-------	---------------------	--------

Estimate Information

For an explanation of each aid payment listed below, review the additional information in this notice.

2025 Original Estimate	
1. County and municipal aid	\$38,219.54
2. Utility aid	\$17,021.58
3. Supplemental county and municipal aid	\$57,255.01
4. Expenditure restraint incentive program	\$0.00
5. Total Estimated 2025 Payments (sum of Lines 1-4)	\$112,496.13

Payment Information

Your local government will receive two distributions in 2025 :

- July 28, 2025: 15% of Line 1, 2, and 3 and 100% of Line 4 (*shown above*)
- November 17, 2025: balance of your 2025 aid payments

County and Municipal Aid

Under state law, the county and municipal aid paid to each county and municipality must be equal to the amount determined in 2012 (sec. 79.036, Wis. Stats.) and adjusted for fallen protective services insurance reimbursement (sec. 79.036(4), Wis. Stats.).

County and Municipal Aid Calculation	
1. Prior year county and municipal aid	\$37,362.95
2. Increase due to sales tax revenue, including adjustments (<i>district changes</i>)	\$859.35
3. Fallen protective services insurance adjustment	-\$2.76
4. Fallen protective services insurance reimbursement (<i>reported to DOR</i>)	\$0.00
5. Total County and Municipal Aid (sum of Lines 1-4)	\$38,219.54

Utility Aid

- Under state law, utility aid is distributed to each county and municipality where tax-exempt utility property is located (sec. 79.04, Wis. Stats.)
- Utility companies report utility property information to DOR annually
- DOR uses the provided information to accurately calculate utility aid (*shown below*)

Utility Aid Calculation	
1. Net book value, <i>as of December 31, 2024 (including expected additions/retirements)</i>	\$5,673,860.00
2. Total net book value payment	\$17,021.58
3. Minimum payment	\$0.00
4. Megawatt capacity	0.0
5. Megawatt capacity payment	\$0.00
6. Closed/decommissioned production plant (phased down) payment	\$0.00
7. Subtotal (<i>sum of Lines 2, 3, 5 and 6</i>)	\$17,021.58
8. Population cap	\$654,925.00
9. Adjusted subtotal (<i>lesser of Line 7 or Line 8</i>)	\$17,021.58
10. Adjacent site incentive payment	\$0.00
11. Baseload incentive payment	\$0.00
12. Co-generation incentive payment	\$0.00
13. Alternative energy incentive payment	\$0.00
14. Total incentive payments (<i>sum of Lines 10 through 13</i>)	\$0.00
15. Spent nuclear fuel payment	\$0.00
16. Total Utility Aid – this is the utility aid payment listed on the front of the estimate (<i>sum of Lines 9, 14 and 15</i>)	\$17,021.58

Supplemental County and Municipal Aid

- Under state law, supplemental county and municipal aid paid to each county and municipality is determined by 2023 Wisconsin Act 12 (sec. 79.037, Wis. Stats.)
- For detailed information, review [county and municipal aid spreadsheet](#)

Supplemental County and Municipal Aid Calculation	
1. Prior year supplemental county and municipal aid	\$55,967.75
2. Increase due to sales tax revenue including adjustments (<i>district changes</i>)	\$1,287.26
3. Total Supplemental County and Municipal Aid (<i>sum of Lines 1 and 2</i>)	\$57,255.01

Expenditure Restraint Incentive Program

- Only municipalities are eligible to receive Expenditure Restraint Incentive Program (ERIP) payments
- Under state law, in 2025, each municipality will receive a payment that is equal to the amount of the payment received by the municipality in 2024 (sec. 79.05(4), Wis. Stats., from 2023 WI Act 12 – notwithstanding subs. (2) and (3))

Contact Information

If you have questions, contact us at lgs@wisconsin.gov, (608) 266-8618 or (608) 261-5167.



State of Wisconsin • DEPARTMENT OF REVENUE

DIVISION OF STATE AND LOCAL FINANCE • BUREAU OF LOCAL GOVERNMENT SERVICES • 2135 RIMROCK RD MADISON, WI 53713

Mailing Address:
PO Box 8971 #6-97
Madison WI 53708-8971
Fax: (608) 264-6887
lgs@wisconsin.gov

September 13, 2024

SHIRLEY KEMPEN
VILLAGE OF CATAWBA
PO BOX 155
CATAWBA WI 54515

Notice of Shared Revenue – 2025 Original Estimate

Notice Information

The Wisconsin Department of Revenue (DOR) is providing the **estimated** shared revenue amounts your local government will receive in 2025 under current state law for county and municipal aid, supplemental county and municipal aid, utility aid and the expenditure restraint incentive program. This does not include adjustments, shown on the July and November payment notices.

District	VILLAGE OF CATAWBA	County	PRICE	Co-muni code	50-111
-----------------	--------------------	---------------	-------	---------------------	--------

Estimate Information

For an explanation of each aid payment listed below, review the additional information in this notice.

2025 Original Estimate	
1. County and municipal aid	\$38,471.51
2. Utility aid	\$0.00
3. Supplemental county and municipal aid	\$33,097.74
4. Expenditure restraint incentive program	\$0.00
5. Total Estimated 2025 Payments (sum of Lines 1-4)	\$71,569.25

Payment Information

Your local government will receive two distributions in 2025 :

- July 28, 2025: 15% of Line 1, 2, and 3 and 100% of Line 4 (*shown above*)
- November 17, 2025: balance of your 2025 aid payments

County and Municipal Aid

Under state law, the county and municipal aid paid to each county and municipality must be equal to the amount determined in 2012 (sec. 79.036, Wis. Stats.) and adjusted for fallen protective services insurance reimbursement (sec. 79.036(4), Wis. Stats.).

County and Municipal Aid Calculation	
1. Prior year county and municipal aid	\$37,609.28
2. Increase due to sales tax revenue, including adjustments (<i>district changes</i>)	\$865.01
3. Fallen protective services insurance adjustment	-\$2.78
4. Fallen protective services insurance reimbursement (<i>reported to DOR</i>)	\$0.00
5. Total County and Municipal Aid (sum of Lines 1-4)	\$38,471.51

Utility Aid

- Under state law, utility aid is distributed to each county and municipality where tax-exempt utility property is located (sec. 79.04, Wis. Stats.)
- Utility companies report utility property information to DOR annually
- DOR uses the provided information to accurately calculate utility aid (*shown below*)

Utility Aid Calculation	
1. Net book value, <i>as of December 31, 2024 (including expected additions/retirements)</i>	\$0.00
2. Total net book value payment	\$0.00
3. Minimum payment	\$0.00
4. Megawatt capacity	0.0
5. Megawatt capacity payment	\$0.00
6. Closed/decommissioned production plant (phased down) payment	\$0.00
7. Subtotal (<i>sum of Lines 2, 3, 5 and 6</i>)	\$0.00
8. Population cap	\$58,225.00
9. Adjusted subtotal (<i>lesser of Line 7 or Line 8</i>)	\$0.00
10. Adjacent site incentive payment	\$0.00
11. Baseload incentive payment	\$0.00
12. Co-generation incentive payment	\$0.00
13. Alternative energy incentive payment	\$0.00
14. Total incentive payments (<i>sum of Lines 10 through 13</i>)	\$0.00
15. Spent nuclear fuel payment	\$0.00
16. Total Utility Aid – this is the utility aid payment listed on the front of the estimate (<i>sum of Lines 9, 14 and 15</i>)	\$0.00

Supplemental County and Municipal Aid

- Under state law, supplemental county and municipal aid paid to each county and municipality is determined by 2023 Wisconsin Act 12 (sec. 79.037, Wis. Stats.)
- For detailed information, review [county and municipal aid spreadsheet](#)

Supplemental County and Municipal Aid Calculation	
1. Prior year supplemental county and municipal aid	\$32,353.61
2. Increase due to sales tax revenue including adjustments (<i>district changes</i>)	\$744.13
3. Total Supplemental County and Municipal Aid (<i>sum of Lines 1 and 2</i>)	\$33,097.74

Expenditure Restraint Incentive Program

- Only municipalities are eligible to receive Expenditure Restraint Incentive Program (ERIP) payments
- Under state law, in 2025, each municipality will receive a payment that is equal to the amount of the payment received by the municipality in 2024 (sec. 79.05(4), Wis. Stats., from 2023 WI Act 12 – notwithstanding subs. (2) and (3))

Contact Information

If you have questions, contact us at lgs@wisconsin.gov, (608) 266-8618 or (608) 261-5167.



State of Wisconsin • DEPARTMENT OF REVENUE

DIVISION OF STATE AND LOCAL FINANCE • BUREAU OF LOCAL GOVERNMENT SERVICES • 2135 RIMROCK RD MADISON, WI 53713

Mailing Address:
PO Box 8971 #6-97
Madison WI 53708-8971
Fax: (608) 264-6887
lgs@wisconsin.gov

September 13, 2024

BRENDA JONES
VILLAGE OF KENNAN
PO BOX 192
KENNAN WI 54537

Notice of Shared Revenue – 2025 Original Estimate

Notice Information

The Wisconsin Department of Revenue (DOR) is providing the **estimated** shared revenue amounts your local government will receive in 2025 under current state law for county and municipal aid, supplemental county and municipal aid, utility aid and the expenditure restraint incentive program. This does not include adjustments, shown on the July and November payment notices.

District	VILLAGE OF KENNAN	County	PRICE	Co-muni code	50-141
-----------------	-------------------	---------------	-------	---------------------	--------

Estimate Information

For an explanation of each aid payment listed below, review the additional information in this notice.

2025 Original Estimate	
1. County and municipal aid	\$40,126.77
2. Utility aid	\$0.00
3. Supplemental county and municipal aid	\$33,132.14
4. Expenditure restraint incentive program	\$0.00
5. Total Estimated 2025 Payments (sum of Lines 1-4)	\$73,258.91

Payment Information

Your local government will receive two distributions in 2025 :

- July 28, 2025: 15% of Line 1, 2, and 3 and 100% of Line 4 (*shown above*)
- November 17, 2025: balance of your 2025 aid payments

County and Municipal Aid

Under state law, the county and municipal aid paid to each county and municipality must be equal to the amount determined in 2012 (sec. 79.036, Wis. Stats.) and adjusted for fallen protective services insurance reimbursement (sec. 79.036(4), Wis. Stats.).

County and Municipal Aid Calculation	
1. Prior year county and municipal aid	\$39,227.44
2. Increase due to sales tax revenue, including adjustments (<i>district changes</i>)	\$902.23
3. Fallen protective services insurance adjustment	-\$2.90
4. Fallen protective services insurance reimbursement (<i>reported to DOR</i>)	\$0.00
5. Total County and Municipal Aid (sum of Lines 1-4)	\$40,126.77

Utility Aid

- Under state law, utility aid is distributed to each county and municipality where tax-exempt utility property is located (sec. 79.04, Wis. Stats.)
- Utility companies report utility property information to DOR annually
- DOR uses the provided information to accurately calculate utility aid (*shown below*)

Utility Aid Calculation	
1. Net book value, <i>as of December 31, 2024 (including expected additions/retirements)</i>	\$0.00
2. Total net book value payment	\$0.00
3. Minimum payment	\$0.00
4. Megawatt capacity	0.0
5. Megawatt capacity payment	\$0.00
6. Closed/decommissioned production plant (phased down) payment	\$0.00
7. Subtotal (<i>sum of Lines 2, 3, 5 and 6</i>)	\$0.00
8. Population cap	\$60,350.00
9. Adjusted subtotal (<i>lesser of Line 7 or Line 8</i>)	\$0.00
10. Adjacent site incentive payment	\$0.00
11. Baseload incentive payment	\$0.00
12. Co-generation incentive payment	\$0.00
13. Alternative energy incentive payment	\$0.00
14. Total incentive payments (<i>sum of Lines 10 through 13</i>)	\$0.00
15. Spent nuclear fuel payment	\$0.00
16. Total Utility Aid – this is the utility aid payment listed on the front of the estimate (<i>sum of Lines 9, 14 and 15</i>)	\$0.00

Supplemental County and Municipal Aid

- Under state law, supplemental county and municipal aid paid to each county and municipality is determined by 2023 Wisconsin Act 12 (sec. 79.037, Wis. Stats.)
- For detailed information, review [county and municipal aid spreadsheet](#)

Supplemental County and Municipal Aid Calculation	
1. Prior year supplemental county and municipal aid	\$32,387.23
2. Increase due to sales tax revenue including adjustments (<i>district changes</i>)	\$744.91
3. Total Supplemental County and Municipal Aid (<i>sum of Lines 1 and 2</i>)	\$33,132.14

Expenditure Restraint Incentive Program

- Only municipalities are eligible to receive Expenditure Restraint Incentive Program (ERIP) payments
- Under state law, in 2025, each municipality will receive a payment that is equal to the amount of the payment received by the municipality in 2024 (sec. 79.05(4), Wis. Stats., from 2023 WI Act 12 – notwithstanding subs. (2) and (3))

Contact Information

If you have questions, contact us at lgs@wisconsin.gov, (608) 266-8618 or (608) 261-5167.



State of Wisconsin • DEPARTMENT OF REVENUE

DIVISION OF STATE AND LOCAL FINANCE • BUREAU OF LOCAL GOVERNMENT SERVICES • 2135 RIMROCK RD MADISON, WI 53713

Mailing Address:
PO Box 8971 #6-97
Madison WI 53708-8971
Fax: (608) 264-6887
lgs@wisconsin.gov

September 13, 2024

LAURIE ANDREAE
VILLAGE OF PRENTICE
P.O. BOX 78
PRENTICE WI 54556-0078

Notice of Shared Revenue – 2025 Original Estimate

Notice Information

The Wisconsin Department of Revenue (DOR) is providing the **estimated** shared revenue amounts your local government will receive in 2025 under current state law for county and municipal aid, supplemental county and municipal aid, utility aid and the expenditure restraint incentive program. This does not include adjustments, shown on the July and November payment notices.

District	VILLAGE OF PRENTICE	County	PRICE	Co-muni code	50-171
-----------------	---------------------	---------------	-------	---------------------	--------

Estimate Information

For an explanation of each aid payment listed below, review the additional information in this notice.

2025 Original Estimate	
1. County and municipal aid	\$200,078.39
2. Utility aid	\$0.00
3. Supplemental county and municipal aid	\$40,352.83
4. Expenditure restraint incentive program	\$0.00
5. Total Estimated 2025 Payments (sum of Lines 1-4)	\$240,431.22

Payment Information

Your local government will receive two distributions in 2025 :

- July 28, 2025: 15% of Line 1, 2, and 3 and 100% of Line 4 (*shown above*)
- November 17, 2025: balance of your 2025 aid payments

County and Municipal Aid

Under state law, the county and municipal aid paid to each county and municipality must be equal to the amount determined in 2012 (sec. 79.036, Wis. Stats.) and adjusted for fallen protective services insurance reimbursement (sec. 79.036(4), Wis. Stats.).

County and Municipal Aid Calculation	
1. Prior year county and municipal aid	\$195,594.18
2. Increase due to sales tax revenue, including adjustments (<i>district changes</i>)	\$4,498.67
3. Fallen protective services insurance adjustment	-\$14.46
4. Fallen protective services insurance reimbursement (<i>reported to DOR</i>)	\$0.00
5. Total County and Municipal Aid (sum of Lines 1-4)	\$200,078.39

Utility Aid

- Under state law, utility aid is distributed to each county and municipality where tax-exempt utility property is located (sec. 79.04, Wis. Stats.)
- Utility companies report utility property information to DOR annually
- DOR uses the provided information to accurately calculate utility aid (*shown below*)

Utility Aid Calculation	
1. Net book value, <i>as of December 31, 2024 (including expected additions/retirements)</i>	\$0.00
2. Total net book value payment	\$0.00
3. Minimum payment	\$0.00
4. Megawatt capacity	0.0
5. Megawatt capacity payment	\$0.00
6. Closed/decommissioned production plant (phased down) payment	\$0.00
7. Subtotal (<i>sum of Lines 2, 3, 5 and 6</i>)	\$0.00
8. Population cap	\$235,875.00
9. Adjusted subtotal (<i>lesser of Line 7 or Line 8</i>)	\$0.00
10. Adjacent site incentive payment	\$0.00
11. Baseload incentive payment	\$0.00
12. Co-generation incentive payment	\$0.00
13. Alternative energy incentive payment	\$0.00
14. Total incentive payments (<i>sum of Lines 10 through 13</i>)	\$0.00
15. Spent nuclear fuel payment	\$0.00
16. Total Utility Aid – this is the utility aid payment listed on the front of the estimate (<i>sum of Lines 9, 14 and 15</i>)	\$0.00

Supplemental County and Municipal Aid

- Under state law, supplemental county and municipal aid paid to each county and municipality is determined by 2023 Wisconsin Act 12 (sec. 79.037, Wis. Stats.)
- For detailed information, review [county and municipal aid spreadsheet](#)

Supplemental County and Municipal Aid Calculation	
1. Prior year supplemental county and municipal aid	\$39,445.58
2. Increase due to sales tax revenue including adjustments (<i>district changes</i>)	\$907.25
3. Total Supplemental County and Municipal Aid (<i>sum of Lines 1 and 2</i>)	\$40,352.83

Expenditure Restraint Incentive Program

- Only municipalities are eligible to receive Expenditure Restraint Incentive Program (ERIP) payments
- Under state law, in 2025, each municipality will receive a payment that is equal to the amount of the payment received by the municipality in 2024 (sec. 79.05(4), Wis. Stats., from 2023 WI Act 12 – notwithstanding subs. (2) and (3))

Contact Information

If you have questions, contact us at lgs@wisconsin.gov, (608) 266-8618 or (608) 261-5167.



State of Wisconsin • DEPARTMENT OF REVENUE

DIVISION OF STATE AND LOCAL FINANCE • BUREAU OF LOCAL GOVERNMENT SERVICES • 2135 RIMROCK RD MADISON, WI 53713

Mailing Address:
PO Box 8971 #6-97
Madison WI 53708-8971
Fax: (608) 264-6887
lgs@wisconsin.gov

September 13, 2024

SHANNON GREENWOOD
CITY OF PARK FALLS
PO BOX 146
PARK FALLS WI 54552

Notice of Shared Revenue – 2025 Original Estimate

Notice Information

The Wisconsin Department of Revenue (DOR) is providing the **estimated** shared revenue amounts your local government will receive in 2025 under current state law for county and municipal aid, supplemental county and municipal aid, utility aid and the expenditure restraint incentive program. This does not include adjustments, shown on the July and November payment notices.

District	CITY OF PARK FALLS	County	PRICE	Co-muni code	50-271
-----------------	--------------------	---------------	-------	---------------------	--------

Estimate Information

For an explanation of each aid payment listed below, review the additional information in this notice.

2025 Original Estimate	
1. County and municipal aid	\$994,748.77
2. Utility aid	\$10,767.89
3. Supplemental county and municipal aid	\$198,979.65
4. Expenditure restraint incentive program	\$70,288.64
5. Total Estimated 2025 Payments (sum of Lines 1-4)	\$1,274,784.95

Payment Information

Your local government will receive two distributions in 2025 :

- July 28, 2025: 15% of Line 1, 2, and 3 and 100% of Line 4 (*shown above*)
- November 17, 2025: balance of your 2025 aid payments

County and Municipal Aid

Under state law, the county and municipal aid paid to each county and municipality must be equal to the amount determined in 2012 (sec. 79.036, Wis. Stats.) and adjusted for fallen protective services insurance reimbursement (sec. 79.036(4), Wis. Stats.).

County and Municipal Aid Calculation	
1. Prior year county and municipal aid	\$972,454.19
2. Increase due to sales tax revenue, including adjustments (<i>district changes</i>)	\$22,366.45
3. Fallen protective services insurance adjustment	-\$71.87
4. Fallen protective services insurance reimbursement (<i>reported to DOR</i>)	\$0.00
5. Total County and Municipal Aid (sum of Lines 1-4)	\$994,748.77

Utility Aid

- Under state law, utility aid is distributed to each county and municipality where tax-exempt utility property is located (sec. 79.04, Wis. Stats.)
- Utility companies report utility property information to DOR annually
- DOR uses the provided information to accurately calculate utility aid (*shown below*)

Utility Aid Calculation	
1. Net book value, <i>as of December 31, 2024 (including expected additions/retirements)</i>	\$1,070,204.00
2. Total net book value payment	\$6,421.22
3. Minimum payment	\$0.00
4. Megawatt capacity	0.0
5. Megawatt capacity payment	\$0.00
6. Closed/decommissioned production plant (phased down) payment	\$4,346.67
7. Subtotal (<i>sum of Lines 2, 3, 5 and 6</i>)	\$10,767.89
8. Population cap	\$983,025.00
9. Adjusted subtotal (<i>lesser of Line 7 or Line 8</i>)	\$10,767.89
10. Adjacent site incentive payment	\$0.00
11. Baseload incentive payment	\$0.00
12. Co-generation incentive payment	\$0.00
13. Alternative energy incentive payment	\$0.00
14. Total incentive payments (<i>sum of Lines 10 through 13</i>)	\$0.00
15. Spent nuclear fuel payment	\$0.00
16. Total Utility Aid – this is the utility aid payment listed on the front of the estimate (<i>sum of Lines 9, 14 and 15</i>)	\$10,767.89

Supplemental County and Municipal Aid

- Under state law, supplemental county and municipal aid paid to each county and municipality is determined by 2023 Wisconsin Act 12 (sec. 79.037, Wis. Stats.)
- For detailed information, review [county and municipal aid spreadsheet](#)

Supplemental County and Municipal Aid Calculation	
1. Prior year supplemental county and municipal aid	\$194,506.01
2. Increase due to sales tax revenue including adjustments (<i>district changes</i>)	\$4,473.64
3. Total Supplemental County and Municipal Aid (<i>sum of Lines 1 and 2</i>)	\$198,979.65

Expenditure Restraint Incentive Program

- Only municipalities are eligible to receive Expenditure Restraint Incentive Program (ERIP) payments
- Under state law, in 2025, each municipality will receive a payment that is equal to the amount of the payment received by the municipality in 2024 (sec. 79.05(4), Wis. Stats., from 2023 WI Act 12 – notwithstanding subs. (2) and (3))

Contact Information

If you have questions, contact us at lgs@wisconsin.gov, (608) 266-8618 or (608) 261-5167.



State of Wisconsin • DEPARTMENT OF REVENUE

DIVISION OF STATE AND LOCAL FINANCE • BUREAU OF LOCAL GOVERNMENT SERVICES • 2135 RIMROCK RD MADISON, WI 53713

Mailing Address:
PO Box 8971 #6-97
Madison WI 53708-8971
Fax: (608) 264-6887
lgs@wisconsin.gov

September 13, 2024

SHELBY KOSMER
CITY OF PHILLIPS
174 S EYDER AVE
PHILLIPS WI 54555-1337

Notice of Shared Revenue – 2025 Original Estimate

Notice Information

The Wisconsin Department of Revenue (DOR) is providing the **estimated** shared revenue amounts your local government will receive in 2025 under current state law for county and municipal aid, supplemental county and municipal aid, utility aid and the expenditure restraint incentive program. This does not include adjustments, shown on the July and November payment notices.

District	CITY OF PHILLIPS	County	PRICE	Co-muni code	50-272
-----------------	------------------	---------------	-------	---------------------	--------

Estimate Information

For an explanation of each aid payment listed below, review the additional information in this notice.

2025 Original Estimate	
1. County and municipal aid	\$518,867.58
2. Utility aid	\$39,550.55
3. Supplemental county and municipal aid	\$103,789.11
4. Expenditure restraint incentive program	\$23,187.10
5. Total Estimated 2025 Payments (sum of Lines 1-4)	\$685,394.34

Payment Information

Your local government will receive two distributions in 2025 :

- July 28, 2025: 15% of Line 1, 2, and 3 and 100% of Line 4 (*shown above*)
- November 17, 2025: balance of your 2025 aid payments

County and Municipal Aid

Under state law, the county and municipal aid paid to each county and municipality must be equal to the amount determined in 2012 (sec. 79.036, Wis. Stats.) and adjusted for fallen protective services insurance reimbursement (sec. 79.036(4), Wis. Stats.).

County and Municipal Aid Calculation	
1. Prior year county and municipal aid	\$507,238.58
2. Increase due to sales tax revenue, including adjustments (<i>district changes</i>)	\$11,666.49
3. Fallen protective services insurance adjustment	-\$37.49
4. Fallen protective services insurance reimbursement (<i>reported to DOR</i>)	\$0.00
5. Total County and Municipal Aid (sum of Lines 1-4)	\$518,867.58

Utility Aid

- Under state law, utility aid is distributed to each county and municipality where tax-exempt utility property is located (sec. 79.04, Wis. Stats.)
- Utility companies report utility property information to DOR annually
- DOR uses the provided information to accurately calculate utility aid (*shown below*)

Utility Aid Calculation	
1. Net book value, <i>as of December 31, 2024 (including expected additions/retirements)</i>	\$6,591,758.00
2. Total net book value payment	\$39,550.55
3. Minimum payment	\$0.00
4. Megawatt capacity	0.0
5. Megawatt capacity payment	\$0.00
6. Closed/decommissioned production plant (phased down) payment	\$0.00
7. Subtotal (<i>sum of Lines 2, 3, 5 and 6</i>)	\$39,550.55
8. Population cap	\$624,750.00
9. Adjusted subtotal (<i>lesser of Line 7 or Line 8</i>)	\$39,550.55
10. Adjacent site incentive payment	\$0.00
11. Baseload incentive payment	\$0.00
12. Co-generation incentive payment	\$0.00
13. Alternative energy incentive payment	\$0.00
14. Total incentive payments (<i>sum of Lines 10 through 13</i>)	\$0.00
15. Spent nuclear fuel payment	\$0.00
16. Total Utility Aid – this is the utility aid payment listed on the front of the estimate (<i>sum of Lines 9, 14 and 15</i>)	\$39,550.55

Supplemental County and Municipal Aid

- Under state law, supplemental county and municipal aid paid to each county and municipality is determined by 2023 Wisconsin Act 12 (sec. 79.037, Wis. Stats.)
- For detailed information, review [county and municipal aid spreadsheet](#)

Supplemental County and Municipal Aid Calculation	
1. Prior year supplemental county and municipal aid	\$101,455.63
2. Increase due to sales tax revenue including adjustments (<i>district changes</i>)	\$2,333.48
3. Total Supplemental County and Municipal Aid (<i>sum of Lines 1 and 2</i>)	\$103,789.11

Expenditure Restraint Incentive Program

- Only municipalities are eligible to receive Expenditure Restraint Incentive Program (ERIP) payments
- Under state law, in 2025, each municipality will receive a payment that is equal to the amount of the payment received by the municipality in 2024 (sec. 79.05(4), Wis. Stats., from 2023 WI Act 12 – notwithstanding subs. (2) and (3))

Contact Information

If you have questions, contact us at lgs@wisconsin.gov, (608) 266-8618 or (608) 261-5167.



State of Wisconsin • DEPARTMENT OF REVENUE

DIVISION OF STATE AND LOCAL FINANCE • BUREAU OF LOCAL GOVERNMENT SERVICES • 2135 RIMROCK RD MADISON, WI 53713

Mailing Address:
PO Box 8971 #6-97
Madison WI 53708-8971
Fax: (608) 264-6887
lgs@wisconsin.gov

September 13, 2024

JEAN GOTTWALD
COUNTY OF PRICE
126 CHERRY ST RM 106
PHILLIPS WI 54555-1249

Notice of Shared Revenue – 2025 Original Estimate

Notice Information

The Wisconsin Department of Revenue (DOR) is providing the **estimated** shared revenue amounts your local government will receive in 2025 under current state law for county and municipal aid, supplemental county and municipal aid, utility aid and the expenditure restraint incentive program. This does not include adjustments, shown on the July and November payment notices.

District	COUNTY OF PRICE	County	PRICE	Co-muni code	50-999
-----------------	-----------------	---------------	-------	---------------------	--------

Estimate Information

For an explanation of each aid payment listed below, review the additional information in this notice.

2025 Original Estimate	
1. County and municipal aid	\$479,395.90
2. Utility aid	\$136,607.04
3. Supplemental county and municipal aid	\$451,310.23
4. Expenditure restraint incentive program	\$0.00
5. Total Estimated 2025 Payments (sum of Lines 1-4)	\$1,067,313.17

Payment Information

Your local government will receive two distributions in 2025 :

- July 28, 2025: 15% of Line 1, 2, and 3 and 100% of Line 4 (*shown above*)
- November 17, 2025: balance of your 2025 aid payments

County and Municipal Aid

Under state law, the county and municipal aid paid to each county and municipality must be equal to the amount determined in 2012 (sec. 79.036, Wis. Stats.) and adjusted for fallen protective services insurance reimbursement (sec. 79.036(4), Wis. Stats.).

County and Municipal Aid Calculation	
1. Prior year county and municipal aid	\$468,651.55
2. Increase due to sales tax revenue, including adjustments (<i>district changes</i>)	\$10,778.99
3. Fallen protective services insurance adjustment	-\$34.64
4. Fallen protective services insurance reimbursement (<i>reported to DOR</i>)	\$0.00
5. Total County and Municipal Aid (sum of Lines 1-4)	\$479,395.90

Utility Aid

- Under state law, utility aid is distributed to each county and municipality where tax-exempt utility property is located (sec. 79.04, Wis. Stats.)
- Utility companies report utility property information to DOR annually
- DOR uses the provided information to accurately calculate utility aid (*shown below*)

Utility Aid Calculation	
1. Net book value, as of December 31, 2024 (including expected additions/retirements)	\$26,236,602.00
2. Total net book value payment	\$134,433.71
3. Minimum payment	\$0.00
4. Megawatt capacity	0.0
5. Megawatt capacity payment	\$0.00
6. Closed/decommissioned production plant (phased down) payment	\$2,173.33
7. Subtotal (sum of Lines 2, 3, 5 and 6)	\$136,607.04
8. Population cap	\$1,730,625.00
9. Adjusted subtotal (lesser of Line 7 or Line 8)	\$136,607.04
10. Adjacent site incentive payment	\$0.00
11. Baseload incentive payment	\$0.00
12. Co-generation incentive payment	\$0.00
13. Alternative energy incentive payment	\$0.00
14. Total incentive payments (sum of Lines 10 through 13)	\$0.00
15. Spent nuclear fuel payment	\$0.00
16. Total Utility Aid – this is the utility aid payment listed on the front of the estimate (sum of Lines 9, 14 and 15)	\$136,607.04

Supplemental County and Municipal Aid

- Under state law, supplemental county and municipal aid paid to each county and municipality is determined by 2023 Wisconsin Act 12 (sec. 79.037, Wis. Stats.)
- For detailed information, review [county and municipal aid spreadsheet](#)

Supplemental County and Municipal Aid Calculation	
1. Prior year supplemental county and municipal aid	\$441,163.47
2. Increase due to sales tax revenue including adjustments (district changes)	\$10,146.76
3. Total Supplemental County and Municipal Aid (sum of Lines 1 and 2)	\$451,310.23

Expenditure Restraint Incentive Program

- Only municipalities are eligible to receive Expenditure Restraint Incentive Program (ERIP) payments
- Under state law, in 2025, each municipality will receive a payment that is equal to the amount of the payment received by the municipality in 2024 (sec. 79.05(4), Wis. Stats., from 2023 WI Act 12 – notwithstanding subs. (2) and (3))

Contact Information

If you have questions, contact us at lgs@wisconsin.gov, (608) 266-8618 or (608) 261-5167.



State of Wisconsin • DEPARTMENT OF REVENUE

DIVISION OF STATE AND LOCAL FINANCE • BUREAU OF LOCAL GOVERNMENT SERVICES • 2135 RIMROCK RD MADISON, WI 53713

Mailing Address:
PO Box 8971 #6-97
Madison WI 53708-8971
Fax: (608) 264-6887
lgs@wisconsin.gov

September 13, 2024

JEANNE RENNIE
TOWN OF BURLINGTON
32288 BUSHNELL RD
BURLINGTON WI 53105-9426

Notice of Shared Revenue – 2025 Original Estimate

Notice Information

The Wisconsin Department of Revenue (DOR) is providing the **estimated** shared revenue amounts your local government will receive in 2025 under current state law for county and municipal aid, supplemental county and municipal aid, utility aid and the expenditure restraint incentive program. This does not include adjustments, shown on the July and November payment notices.

District	TOWN OF BURLINGTON	County	RACINE	Co-muni code	51-002
-----------------	--------------------	---------------	--------	---------------------	--------

Estimate Information

For an explanation of each aid payment listed below, review the additional information in this notice.

2025 Original Estimate	
1. County and municipal aid	\$80,091.66
2. Utility aid	\$19,204.48
3. Supplemental county and municipal aid	\$177,003.84
4. Expenditure restraint incentive program	\$0.00
5. Total Estimated 2025 Payments (sum of Lines 1-4)	\$276,299.98

Payment Information

Your local government will receive two distributions in 2025 :

- July 28, 2025: 15% of Line 1, 2, and 3 and 100% of Line 4 (*shown above*)
- November 17, 2025: balance of your 2025 aid payments

County and Municipal Aid

Under state law, the county and municipal aid paid to each county and municipality must be equal to the amount determined in 2012 (sec. 79.036, Wis. Stats.) and adjusted for fallen protective services insurance reimbursement (sec. 79.036(4), Wis. Stats.).

County and Municipal Aid Calculation	
1. Prior year county and municipal aid	\$78,296.63
2. Increase due to sales tax revenue, including adjustments (<i>district changes</i>)	\$1,800.82
3. Fallen protective services insurance adjustment	-\$5.79
4. Fallen protective services insurance reimbursement (<i>reported to DOR</i>)	\$0.00
5. Total County and Municipal Aid (sum of Lines 1-4)	\$80,091.66

Utility Aid

- Under state law, utility aid is distributed to each county and municipality where tax-exempt utility property is located (sec. 79.04, Wis. Stats.)
- Utility companies report utility property information to DOR annually
- DOR uses the provided information to accurately calculate utility aid (*shown below*)

Utility Aid Calculation	
1. Net book value, as of December 31, 2024 (including expected additions/retirements)	\$6,401,494.00
2. Total net book value payment	\$19,204.48
3. Minimum payment	\$0.00
4. Megawatt capacity	0.0
5. Megawatt capacity payment	\$0.00
6. Closed/decommissioned production plant (phased down) payment	\$0.00
7. Subtotal (sum of Lines 2, 3, 5 and 6)	\$19,204.48
8. Population cap	\$2,743,800.00
9. Adjusted subtotal (lesser of Line 7 or Line 8)	\$19,204.48
10. Adjacent site incentive payment	\$0.00
11. Baseload incentive payment	\$0.00
12. Co-generation incentive payment	\$0.00
13. Alternative energy incentive payment	\$0.00
14. Total incentive payments (sum of Lines 10 through 13)	\$0.00
15. Spent nuclear fuel payment	\$0.00
16. Total Utility Aid – this is the utility aid payment listed on the front of the estimate (sum of Lines 9, 14 and 15)	\$19,204.48

Supplemental County and Municipal Aid

- Under state law, supplemental county and municipal aid paid to each county and municipality is determined by 2023 Wisconsin Act 12 (sec. 79.037, Wis. Stats.)
- For detailed information, review [county and municipal aid spreadsheet](#)

Supplemental County and Municipal Aid Calculation	
1. Prior year supplemental county and municipal aid	\$173,024.28
2. Increase due to sales tax revenue including adjustments (district changes)	\$3,979.56
3. Total Supplemental County and Municipal Aid (sum of Lines 1 and 2)	\$177,003.84

Expenditure Restraint Incentive Program

- Only municipalities are eligible to receive Expenditure Restraint Incentive Program (ERIP) payments
- Under state law, in 2025, each municipality will receive a payment that is equal to the amount of the payment received by the municipality in 2024 (sec. 79.05(4), Wis. Stats., from 2023 WI Act 12 – notwithstanding subs. (2) and (3))

Contact Information

If you have questions, contact us at lgs@wisconsin.gov, (608) 266-8618 or (608) 261-5167.



State of Wisconsin • DEPARTMENT OF REVENUE

DIVISION OF STATE AND LOCAL FINANCE • BUREAU OF LOCAL GOVERNMENT SERVICES • 2135 RIMROCK RD MADISON, WI 53713

Mailing Address:
PO Box 8971 #6-97
Madison WI 53708-8971
Fax: (608) 264-6887
lgs@wisconsin.gov

September 13, 2024

CAMILLE GEROU
TOWN OF DOVER
4110 S BEAUMONT AVE
KANSASVILLE WI 53139-9522

Notice of Shared Revenue – 2025 Original Estimate

Notice Information

The Wisconsin Department of Revenue (DOR) is providing the **estimated** shared revenue amounts your local government will receive in 2025 under current state law for county and municipal aid, supplemental county and municipal aid, utility aid and the expenditure restraint incentive program. This does not include adjustments, shown on the July and November payment notices.

District	TOWN OF DOVER	County	RACINE	Co-muni code	51-006
-----------------	---------------	---------------	--------	---------------------	--------

Estimate Information

For an explanation of each aid payment listed below, review the additional information in this notice.

2025 Original Estimate	
1. County and municipal aid	\$55,295.52
2. Utility aid	\$0.00
3. Supplemental county and municipal aid	\$101,609.64
4. Expenditure restraint incentive program	\$0.00
5. Total Estimated 2025 Payments (sum of Lines 1-4)	\$156,905.16

Payment Information

Your local government will receive two distributions in 2025 :

- July 28, 2025: 15% of Line 1, 2, and 3 and 100% of Line 4 (*shown above*)
- November 17, 2025: balance of your 2025 aid payments

County and Municipal Aid

Under state law, the county and municipal aid paid to each county and municipality must be equal to the amount determined in 2012 (sec. 79.036, Wis. Stats.) and adjusted for fallen protective services insurance reimbursement (sec. 79.036(4), Wis. Stats.).

County and Municipal Aid Calculation	
1. Prior year county and municipal aid	\$54,056.23
2. Increase due to sales tax revenue, including adjustments (<i>district changes</i>)	\$1,243.29
3. Fallen protective services insurance adjustment	-\$4.00
4. Fallen protective services insurance reimbursement (<i>reported to DOR</i>)	\$0.00
5. Total County and Municipal Aid (sum of Lines 1-4)	\$55,295.52

Utility Aid

- Under state law, utility aid is distributed to each county and municipality where tax-exempt utility property is located (sec. 79.04, Wis. Stats.)
- Utility companies report utility property information to DOR annually
- DOR uses the provided information to accurately calculate utility aid (*shown below*)

Utility Aid Calculation	
1. Net book value, <i>as of December 31, 2024 (including expected additions/retirements)</i>	\$0.00
2. Total net book value payment	\$0.00
3. Minimum payment	\$0.00
4. Megawatt capacity	0.0
5. Megawatt capacity payment	\$0.00
6. Closed/decommissioned production plant (phased down) payment	\$0.00
7. Subtotal (<i>sum of Lines 2, 3, 5 and 6</i>)	\$0.00
8. Population cap	\$1,805,400.00
9. Adjusted subtotal (<i>lesser of Line 7 or Line 8</i>)	\$0.00
10. Adjacent site incentive payment	\$0.00
11. Baseload incentive payment	\$0.00
12. Co-generation incentive payment	\$0.00
13. Alternative energy incentive payment	\$0.00
14. Total incentive payments (<i>sum of Lines 10 through 13</i>)	\$0.00
15. Spent nuclear fuel payment	\$0.00
16. Total Utility Aid – this is the utility aid payment listed on the front of the estimate (<i>sum of Lines 9, 14 and 15</i>)	\$0.00

Supplemental County and Municipal Aid

- Under state law, supplemental county and municipal aid paid to each county and municipality is determined by 2023 Wisconsin Act 12 (sec. 79.037, Wis. Stats.)
- For detailed information, review [county and municipal aid spreadsheet](#)

Supplemental County and Municipal Aid Calculation	
1. Prior year supplemental county and municipal aid	\$99,325.16
2. Increase due to sales tax revenue including adjustments (<i>district changes</i>)	\$2,284.48
3. Total Supplemental County and Municipal Aid (<i>sum of Lines 1 and 2</i>)	\$101,609.64

Expenditure Restraint Incentive Program

- Only municipalities are eligible to receive Expenditure Restraint Incentive Program (ERIP) payments
- Under state law, in 2025, each municipality will receive a payment that is equal to the amount of the payment received by the municipality in 2024 (sec. 79.05(4), Wis. Stats., from 2023 WI Act 12 – notwithstanding subs. (2) and (3))

Contact Information

If you have questions, contact us at lgs@wisconsin.gov, (608) 266-8618 or (608) 261-5167.



State of Wisconsin • DEPARTMENT OF REVENUE

DIVISION OF STATE AND LOCAL FINANCE • BUREAU OF LOCAL GOVERNMENT SERVICES • 2135 RIMROCK RD MADISON, WI 53713

Mailing Address:
PO Box 8971 #6-97
Madison WI 53708-8971
Fax: (608) 264-6887
lgs@wisconsin.gov

September 13, 2024

PATRICIA CAMPBELL
TOWN OF NORWAY
6419 HEG PARK RD.
WIND LAKE WI 53185

Notice of Shared Revenue – 2025 Original Estimate

Notice Information

The Wisconsin Department of Revenue (DOR) is providing the **estimated** shared revenue amounts your local government will receive in 2025 under current state law for county and municipal aid, supplemental county and municipal aid, utility aid and the expenditure restraint incentive program. This does not include adjustments, shown on the July and November payment notices.

District	TOWN OF NORWAY	County	RACINE	Co-muni code	51-010
-----------------	----------------	---------------	--------	---------------------	--------

Estimate Information

For an explanation of each aid payment listed below, review the additional information in this notice.

2025 Original Estimate	
1. County and municipal aid	\$90,983.85
2. Utility aid	\$3,739.36
3. Supplemental county and municipal aid	\$210,488.20
4. Expenditure restraint incentive program	\$0.00
5. Total Estimated 2025 Payments (sum of Lines 1-4)	\$305,211.41

Payment Information

Your local government will receive two distributions in 2025 :

- July 28, 2025: 15% of Line 1, 2, and 3 and 100% of Line 4 (*shown above*)
- November 17, 2025: balance of your 2025 aid payments

County and Municipal Aid

Under state law, the county and municipal aid paid to each county and municipality must be equal to the amount determined in 2012 (sec. 79.036, Wis. Stats.) and adjusted for fallen protective services insurance reimbursement (sec. 79.036(4), Wis. Stats.).

County and Municipal Aid Calculation	
1. Prior year county and municipal aid	\$88,944.69
2. Increase due to sales tax revenue, including adjustments (<i>district changes</i>)	\$2,045.73
3. Fallen protective services insurance adjustment	-\$6.57
4. Fallen protective services insurance reimbursement (<i>reported to DOR</i>)	\$0.00
5. Total County and Municipal Aid (sum of Lines 1-4)	\$90,983.85

Utility Aid

- Under state law, utility aid is distributed to each county and municipality where tax-exempt utility property is located (sec. 79.04, Wis. Stats.)
- Utility companies report utility property information to DOR annually
- DOR uses the provided information to accurately calculate utility aid (*shown below*)

Utility Aid Calculation	
1. Net book value, as of December 31, 2024 (including expected additions/retirements)	\$1,246,454.00
2. Total net book value payment	\$3,739.36
3. Minimum payment	\$0.00
4. Megawatt capacity	0.0
5. Megawatt capacity payment	\$0.00
6. Closed/decommissioned production plant (phased down) payment	\$0.00
7. Subtotal (sum of Lines 2, 3, 5 and 6)	\$3,739.36
8. Population cap	\$3,354,950.00
9. Adjusted subtotal (lesser of Line 7 or Line 8)	\$3,739.36
10. Adjacent site incentive payment	\$0.00
11. Baseload incentive payment	\$0.00
12. Co-generation incentive payment	\$0.00
13. Alternative energy incentive payment	\$0.00
14. Total incentive payments (sum of Lines 10 through 13)	\$0.00
15. Spent nuclear fuel payment	\$0.00
16. Total Utility Aid – this is the utility aid payment listed on the front of the estimate (sum of Lines 9, 14 and 15)	\$3,739.36

Supplemental County and Municipal Aid

- Under state law, supplemental county and municipal aid paid to each county and municipality is determined by 2023 Wisconsin Act 12 (sec. 79.037, Wis. Stats.)
- For detailed information, review [county and municipal aid spreadsheet](#)

Supplemental County and Municipal Aid Calculation	
1. Prior year supplemental county and municipal aid	\$205,755.82
2. Increase due to sales tax revenue including adjustments (district changes)	\$4,732.38
3. Total Supplemental County and Municipal Aid (sum of Lines 1 and 2)	\$210,488.20

Expenditure Restraint Incentive Program

- Only municipalities are eligible to receive Expenditure Restraint Incentive Program (ERIP) payments
- Under state law, in 2025, each municipality will receive a payment that is equal to the amount of the payment received by the municipality in 2024 (sec. 79.05(4), Wis. Stats., from 2023 WI Act 12 – notwithstanding subs. (2) and (3))

Contact Information

If you have questions, contact us at lgs@wisconsin.gov, (608) 266-8618 or (608) 261-5167.



State of Wisconsin • DEPARTMENT OF REVENUE

DIVISION OF STATE AND LOCAL FINANCE • BUREAU OF LOCAL GOVERNMENT SERVICES • 2135 RIMROCK RD MADISON, WI 53713

Mailing Address:
PO Box 8971 #6-97
Madison WI 53708-8971
Fax: (608) 264-6887
lgs@wisconsin.gov

September 13, 2024

TINA MAYER
TOWN OF WATERFORD
415 N MILWAUKEE ST
WATERFORD WI 53185-4434

Notice of Shared Revenue – 2025 Original Estimate

Notice Information

The Wisconsin Department of Revenue (DOR) is providing the **estimated** shared revenue amounts your local government will receive in 2025 under current state law for county and municipal aid, supplemental county and municipal aid, utility aid and the expenditure restraint incentive program. This does not include adjustments, shown on the July and November payment notices.

District	TOWN OF WATERFORD	County	RACINE	Co-muni code	51-016
-----------------	-------------------	---------------	--------	---------------------	--------

Estimate Information

For an explanation of each aid payment listed below, review the additional information in this notice.

2025 Original Estimate	
1. County and municipal aid	\$73,135.29
2. Utility aid	\$3,883.40
3. Supplemental county and municipal aid	\$178,436.06
4. Expenditure restraint incentive program	\$0.00
5. Total Estimated 2025 Payments (sum of Lines 1-4)	\$255,454.75

Payment Information

Your local government will receive two distributions in 2025 :

- July 28, 2025: 15% of Line 1, 2, and 3 and 100% of Line 4 (*shown above*)
- November 17, 2025: balance of your 2025 aid payments

County and Municipal Aid

Under state law, the county and municipal aid paid to each county and municipality must be equal to the amount determined in 2012 (sec. 79.036, Wis. Stats.) and adjusted for fallen protective services insurance reimbursement (sec. 79.036(4), Wis. Stats.).

County and Municipal Aid Calculation	
1. Prior year county and municipal aid	\$71,496.16
2. Increase due to sales tax revenue, including adjustments (<i>district changes</i>)	\$1,644.41
3. Fallen protective services insurance adjustment	-\$5.28
4. Fallen protective services insurance reimbursement (<i>reported to DOR</i>)	\$0.00
5. Total County and Municipal Aid (sum of Lines 1-4)	\$73,135.29

Utility Aid

- Under state law, utility aid is distributed to each county and municipality where tax-exempt utility property is located (sec. 79.04, Wis. Stats.)
- Utility companies report utility property information to DOR annually
- DOR uses the provided information to accurately calculate utility aid (*shown below*)

Utility Aid Calculation	
1. Net book value, as of December 31, 2024 (including expected additions/retirements)	\$1,294,466.00
2. Total net book value payment	\$3,883.40
3. Minimum payment	\$0.00
4. Megawatt capacity	0.0
5. Megawatt capacity payment	\$0.00
6. Closed/decommissioned production plant (phased down) payment	\$0.00
7. Subtotal (sum of Lines 2, 3, 5 and 6)	\$3,883.40
8. Population cap	\$2,788,000.00
9. Adjusted subtotal (lesser of Line 7 or Line 8)	\$3,883.40
10. Adjacent site incentive payment	\$0.00
11. Baseload incentive payment	\$0.00
12. Co-generation incentive payment	\$0.00
13. Alternative energy incentive payment	\$0.00
14. Total incentive payments (sum of Lines 10 through 13)	\$0.00
15. Spent nuclear fuel payment	\$0.00
16. Total Utility Aid – this is the utility aid payment listed on the front of the estimate (sum of Lines 9, 14 and 15)	\$3,883.40

Supplemental County and Municipal Aid

- Under state law, supplemental county and municipal aid paid to each county and municipality is determined by 2023 Wisconsin Act 12 (sec. 79.037, Wis. Stats.)
- For detailed information, review [county and municipal aid spreadsheet](#)

Supplemental County and Municipal Aid Calculation	
1. Prior year supplemental county and municipal aid	\$174,424.30
2. Increase due to sales tax revenue including adjustments (district changes)	\$4,011.76
3. Total Supplemental County and Municipal Aid (sum of Lines 1 and 2)	\$178,436.06

Expenditure Restraint Incentive Program

- Only municipalities are eligible to receive Expenditure Restraint Incentive Program (ERIP) payments
- Under state law, in 2025, each municipality will receive a payment that is equal to the amount of the payment received by the municipality in 2024 (sec. 79.05(4), Wis. Stats., from 2023 WI Act 12 – notwithstanding subs. (2) and (3))

Contact Information

If you have questions, contact us at lgs@wisconsin.gov, (608) 266-8618 or (608) 261-5167.



State of Wisconsin • DEPARTMENT OF REVENUE

DIVISION OF STATE AND LOCAL FINANCE • BUREAU OF LOCAL GOVERNMENT SERVICES • 2135 RIMROCK RD MADISON, WI 53713

Mailing Address:
PO Box 8971 #6-97
Madison WI 53708-8971
Fax: (608) 264-6887
lgs@wisconsin.gov

September 13, 2024

JENNIFER OLSEN
VILLAGE OF CALEDONIA
5043 CHESTER LANE
CALEDONIA WI 53402

Notice of Shared Revenue – 2025 Original Estimate

Notice Information

The Wisconsin Department of Revenue (DOR) is providing the **estimated** shared revenue amounts your local government will receive in 2025 under current state law for county and municipal aid, supplemental county and municipal aid, utility aid and the expenditure restraint incentive program. This does not include adjustments, shown on the July and November payment notices.

District	VILLAGE OF CALEDONIA	County	RACINE	Co-muni code	51-104
-----------------	----------------------	---------------	--------	---------------------	--------

Estimate Information

For an explanation of each aid payment listed below, review the additional information in this notice.

2025 Original Estimate	
1. County and municipal aid	\$529,049.81
2. Utility aid	\$156,139.77
3. Supplemental county and municipal aid	\$609,466.41
4. Expenditure restraint incentive program	\$0.00
5. Total Estimated 2025 Payments (sum of Lines 1-4)	\$1,294,655.99

Payment Information

Your local government will receive two distributions in 2025 :

- July 28, 2025: 15% of Line 1, 2, and 3 and 100% of Line 4 (*shown above*)
- November 17, 2025: balance of your 2025 aid payments

County and Municipal Aid

Under state law, the county and municipal aid paid to each county and municipality must be equal to the amount determined in 2012 (sec. 79.036, Wis. Stats.) and adjusted for fallen protective services insurance reimbursement (sec. 79.036(4), Wis. Stats.).

County and Municipal Aid Calculation	
1. Prior year county and municipal aid	\$517,192.60
2. Increase due to sales tax revenue, including adjustments (<i>district changes</i>)	\$11,895.43
3. Fallen protective services insurance adjustment	-\$38.22
4. Fallen protective services insurance reimbursement (<i>reported to DOR</i>)	\$0.00
5. Total County and Municipal Aid (sum of Lines 1-4)	\$529,049.81

Utility Aid

- Under state law, utility aid is distributed to each county and municipality where tax-exempt utility property is located (sec. 79.04, Wis. Stats.)
- Utility companies report utility property information to DOR annually
- DOR uses the provided information to accurately calculate utility aid (*shown below*)

Utility Aid Calculation	
1. Net book value, <i>as of December 31, 2024 (including expected additions/retirements)</i>	\$10,117,740.00
2. Total net book value payment	\$60,706.44
3. Minimum payment	\$0.00
4. Megawatt capacity	52.9
5. Megawatt capacity payment	\$70,533.33
6. Closed/decommissioned production plant (phased down) payment	\$0.00
7. Subtotal (<i>sum of Lines 2, 3, 5 and 6</i>)	\$131,239.77
8. Population cap	\$10,814,550.00
9. Adjusted subtotal (<i>lesser of Line 7 or Line 8</i>)	\$131,239.77
10. Adjacent site incentive payment	\$14,940.00
11. Baseload incentive payment	\$9,960.00
12. Co-generation incentive payment	\$0.00
13. Alternative energy incentive payment	\$0.00
14. Total incentive payments (<i>sum of Lines 10 through 13</i>)	\$24,900.00
15. Spent nuclear fuel payment	\$0.00
16. Total Utility Aid – this is the utility aid payment listed on the front of the estimate (<i>sum of Lines 9, 14 and 15</i>)	\$156,139.77

Supplemental County and Municipal Aid

- Under state law, supplemental county and municipal aid paid to each county and municipality is determined by 2023 Wisconsin Act 12 (sec. 79.037, Wis. Stats.)
- For detailed information, review [county and municipal aid spreadsheet](#)

Supplemental County and Municipal Aid Calculation	
1. Prior year supplemental county and municipal aid	\$595,763.84
2. Increase due to sales tax revenue including adjustments (<i>district changes</i>)	\$13,702.57
3. Total Supplemental County and Municipal Aid (<i>sum of Lines 1 and 2</i>)	\$609,466.41

Expenditure Restraint Incentive Program

- Only municipalities are eligible to receive Expenditure Restraint Incentive Program (ERIP) payments
- Under state law, in 2025, each municipality will receive a payment that is equal to the amount of the payment received by the municipality in 2024 (sec. 79.05(4), Wis. Stats., from 2023 WI Act 12 – notwithstanding subs. (2) and (3))

Contact Information

If you have questions, contact us at lgs@wisconsin.gov, (608) 266-8618 or (608) 261-5167.



State of Wisconsin • DEPARTMENT OF REVENUE

DIVISION OF STATE AND LOCAL FINANCE • BUREAU OF LOCAL GOVERNMENT SERVICES • 2135 RIMROCK RD MADISON, WI 53713

Mailing Address:
PO Box 8971 #6-97
Madison WI 53708-8971
Fax: (608) 264-6887
lgs@wisconsin.gov

September 13, 2024

KENDAL BARRIERE
VILLAGE OF ELMWOOD PARK
3131 TAYLOR AVENUE, UNIT 1
RACINE WI 53403-4503

Notice of Shared Revenue – 2025 Original Estimate

Notice Information

The Wisconsin Department of Revenue (DOR) is providing the **estimated** shared revenue amounts your local government will receive in 2025 under current state law for county and municipal aid, supplemental county and municipal aid, utility aid and the expenditure restraint incentive program. This does not include adjustments, shown on the July and November payment notices.

District	VILLAGE OF ELMWOOD PARK	County	RACINE	Co-muni code	51-121
-----------------	-------------------------	---------------	--------	---------------------	--------

Estimate Information

For an explanation of each aid payment listed below, review the additional information in this notice.

2025 Original Estimate	
1. County and municipal aid	\$13,041.76
2. Utility aid	\$0.00
3. Supplemental county and municipal aid	\$39,424.67
4. Expenditure restraint incentive program	\$1,519.08
5. Total Estimated 2025 Payments (sum of Lines 1-4)	\$53,985.51

Payment Information

Your local government will receive two distributions in 2025 :

- July 28, 2025: 15% of Line 1, 2, and 3 and 100% of Line 4 (*shown above*)
- November 17, 2025: balance of your 2025 aid payments

County and Municipal Aid

Under state law, the county and municipal aid paid to each county and municipality must be equal to the amount determined in 2012 (sec. 79.036, Wis. Stats.) and adjusted for fallen protective services insurance reimbursement (sec. 79.036(4), Wis. Stats.).

County and Municipal Aid Calculation	
1. Prior year county and municipal aid	\$12,749.46
2. Increase due to sales tax revenue, including adjustments (<i>district changes</i>)	\$293.24
3. Fallen protective services insurance adjustment	-\$0.94
4. Fallen protective services insurance reimbursement (<i>reported to DOR</i>)	\$0.00
5. Total County and Municipal Aid (sum of Lines 1-4)	\$13,041.76

Utility Aid

- Under state law, utility aid is distributed to each county and municipality where tax-exempt utility property is located (sec. 79.04, Wis. Stats.)
- Utility companies report utility property information to DOR annually
- DOR uses the provided information to accurately calculate utility aid (*shown below*)

Utility Aid Calculation	
1. Net book value, <i>as of December 31, 2024 (including expected additions/retirements)</i>	\$0.00
2. Total net book value payment	\$0.00
3. Minimum payment	\$0.00
4. Megawatt capacity	0.0
5. Megawatt capacity payment	\$0.00
6. Closed/decommissioned production plant (phased down) payment	\$0.00
7. Subtotal (<i>sum of Lines 2, 3, 5 and 6</i>)	\$0.00
8. Population cap	\$210,800.00
9. Adjusted subtotal (<i>lesser of Line 7 or Line 8</i>)	\$0.00
10. Adjacent site incentive payment	\$0.00
11. Baseload incentive payment	\$0.00
12. Co-generation incentive payment	\$0.00
13. Alternative energy incentive payment	\$0.00
14. Total incentive payments (<i>sum of Lines 10 through 13</i>)	\$0.00
15. Spent nuclear fuel payment	\$0.00
16. Total Utility Aid – this is the utility aid payment listed on the front of the estimate (<i>sum of Lines 9, 14 and 15</i>)	\$0.00

Supplemental County and Municipal Aid

- Under state law, supplemental county and municipal aid paid to each county and municipality is determined by 2023 Wisconsin Act 12 (sec. 79.037, Wis. Stats.)
- For detailed information, review [county and municipal aid spreadsheet](#)

Supplemental County and Municipal Aid Calculation	
1. Prior year supplemental county and municipal aid	\$38,538.29
2. Increase due to sales tax revenue including adjustments (<i>district changes</i>)	\$886.38
3. Total Supplemental County and Municipal Aid (<i>sum of Lines 1 and 2</i>)	\$39,424.67

Expenditure Restraint Incentive Program

- Only municipalities are eligible to receive Expenditure Restraint Incentive Program (ERIP) payments
- Under state law, in 2025, each municipality will receive a payment that is equal to the amount of the payment received by the municipality in 2024 (sec. 79.05(4), Wis. Stats., from 2023 WI Act 12 – notwithstanding subs. (2) and (3))

Contact Information

If you have questions, contact us at lgs@wisconsin.gov, (608) 266-8618 or (608) 261-5167.



State of Wisconsin • DEPARTMENT OF REVENUE

DIVISION OF STATE AND LOCAL FINANCE • BUREAU OF LOCAL GOVERNMENT SERVICES • 2135 RIMROCK RD MADISON, WI 53713

Mailing Address:
PO Box 8971 #6-97
Madison WI 53708-8971
Fax: (608) 264-6887
lgs@wisconsin.gov

September 13, 2024

JILL FIRKUS
VILLAGE OF MOUNT PLEASANT
8811 CAMPUS DRIVE
MT PLEASANT WI 53406

Notice of Shared Revenue – 2025 Original Estimate

Notice Information

The Wisconsin Department of Revenue (DOR) is providing the **estimated** shared revenue amounts your local government will receive in 2025 under current state law for county and municipal aid, supplemental county and municipal aid, utility aid and the expenditure restraint incentive program. This does not include adjustments, shown on the July and November payment notices.

District	VILLAGE OF MOUNT PLEASANT	County	RACINE	Co-muni code	51-151
-----------------	---------------------------	---------------	--------	---------------------	--------

Estimate Information

For an explanation of each aid payment listed below, review the additional information in this notice.

2025 Original Estimate	
1. County and municipal aid	\$307,665.93
2. Utility aid	\$255,060.38
3. Supplemental county and municipal aid	\$670,267.25
4. Expenditure restraint incentive program	\$419,939.55
5. Total Estimated 2025 Payments (sum of Lines 1-4)	\$1,652,933.11

Payment Information

Your local government will receive two distributions in 2025 :

- July 28, 2025: 15% of Line 1, 2, and 3 and 100% of Line 4 (*shown above*)
- November 17, 2025: balance of your 2025 aid payments

County and Municipal Aid

Under state law, the county and municipal aid paid to each county and municipality must be equal to the amount determined in 2012 (sec. 79.036, Wis. Stats.) and adjusted for fallen protective services insurance reimbursement (sec. 79.036(4), Wis. Stats.).

County and Municipal Aid Calculation	
1. Prior year county and municipal aid	\$300,770.44
2. Increase due to sales tax revenue, including adjustments (<i>district changes</i>)	\$6,917.72
3. Fallen protective services insurance adjustment	-\$22.23
4. Fallen protective services insurance reimbursement (<i>reported to DOR</i>)	\$0.00
5. Total County and Municipal Aid (sum of Lines 1-4)	\$307,665.93

Utility Aid

- Under state law, utility aid is distributed to each county and municipality where tax-exempt utility property is located (sec. 79.04, Wis. Stats.)
- Utility companies report utility property information to DOR annually
- DOR uses the provided information to accurately calculate utility aid (*shown below*)

Utility Aid Calculation	
1. Net book value, <i>as of December 31, 2024 (including expected additions/retirements)</i>	\$42,510,063.00
2. Total net book value payment	\$255,060.38
3. Minimum payment	\$0.00
4. Megawatt capacity	0.0
5. Megawatt capacity payment	\$0.00
6. Closed/decommissioned production plant (phased down) payment	\$0.00
7. Subtotal (<i>sum of Lines 2, 3, 5 and 6</i>)	\$255,060.38
8. Population cap	\$12,248,925.00
9. Adjusted subtotal (<i>lesser of Line 7 or Line 8</i>)	\$255,060.38
10. Adjacent site incentive payment	\$0.00
11. Baseload incentive payment	\$0.00
12. Co-generation incentive payment	\$0.00
13. Alternative energy incentive payment	\$0.00
14. Total incentive payments (<i>sum of Lines 10 through 13</i>)	\$0.00
15. Spent nuclear fuel payment	\$0.00
16. Total Utility Aid – this is the utility aid payment listed on the front of the estimate (<i>sum of Lines 9, 14 and 15</i>)	\$255,060.38

Supplemental County and Municipal Aid

- Under state law, supplemental county and municipal aid paid to each county and municipality is determined by 2023 Wisconsin Act 12 (sec. 79.037, Wis. Stats.)
- For detailed information, review [county and municipal aid spreadsheet](#)

Supplemental County and Municipal Aid Calculation	
1. Prior year supplemental county and municipal aid	\$655,197.70
2. Increase due to sales tax revenue including adjustments (<i>district changes</i>)	\$15,069.55
3. Total Supplemental County and Municipal Aid (<i>sum of Lines 1 and 2</i>)	\$670,267.25

Expenditure Restraint Incentive Program

- Only municipalities are eligible to receive Expenditure Restraint Incentive Program (ERIP) payments
- Under state law, in 2025, each municipality will receive a payment that is equal to the amount of the payment received by the municipality in 2024 (sec. 79.05(4), Wis. Stats., from 2023 WI Act 12 – notwithstanding subs. (2) and (3))

Contact Information

If you have questions, contact us at lgs@wisconsin.gov, (608) 266-8618 or (608) 261-5167.



State of Wisconsin • DEPARTMENT OF REVENUE

DIVISION OF STATE AND LOCAL FINANCE • BUREAU OF LOCAL GOVERNMENT SERVICES • 2135 RIMROCK RD MADISON, WI 53713

Mailing Address:
PO Box 8971 #6-97
Madison WI 53708-8971
Fax: (608) 264-6887
lgs@wisconsin.gov

September 13, 2024

DORI PANTHOFER
VILLAGE OF NORTH BAY
3615 HENNEPIN PL
RACINE WI 53402-3613

Notice of Shared Revenue – 2025 Original Estimate

Notice Information

The Wisconsin Department of Revenue (DOR) is providing the **estimated** shared revenue amounts your local government will receive in 2025 under current state law for county and municipal aid, supplemental county and municipal aid, utility aid and the expenditure restraint incentive program. This does not include adjustments, shown on the July and November payment notices.

District	VILLAGE OF NORTH BAY	County	RACINE	Co-muni code	51-161
-----------------	----------------------	---------------	--------	---------------------	--------

Estimate Information

For an explanation of each aid payment listed below, review the additional information in this notice.

2025 Original Estimate	
1. County and municipal aid	\$9,116.62
2. Utility aid	\$0.00
3. Supplemental county and municipal aid	\$34,267.07
4. Expenditure restraint incentive program	\$8,588.33
5. Total Estimated 2025 Payments (sum of Lines 1-4)	\$51,972.02

Payment Information

Your local government will receive two distributions in 2025 :

- July 28, 2025: 15% of Line 1, 2, and 3 and 100% of Line 4 (*shown above*)
- November 17, 2025: balance of your 2025 aid payments

County and Municipal Aid

Under state law, the county and municipal aid paid to each county and municipality must be equal to the amount determined in 2012 (sec. 79.036, Wis. Stats.) and adjusted for fallen protective services insurance reimbursement (sec. 79.036(4), Wis. Stats.).

County and Municipal Aid Calculation	
1. Prior year county and municipal aid	\$8,912.30
2. Increase due to sales tax revenue, including adjustments (<i>district changes</i>)	\$204.98
3. Fallen protective services insurance adjustment	-\$0.66
4. Fallen protective services insurance reimbursement (<i>reported to DOR</i>)	\$0.00
5. Total County and Municipal Aid (sum of Lines 1-4)	\$9,116.62

Utility Aid

- Under state law, utility aid is distributed to each county and municipality where tax-exempt utility property is located (sec. 79.04, Wis. Stats.)
- Utility companies report utility property information to DOR annually
- DOR uses the provided information to accurately calculate utility aid (*shown below*)

Utility Aid Calculation	
1. Net book value, <i>as of December 31, 2024 (including expected additions/retirements)</i>	\$0.00
2. Total net book value payment	\$0.00
3. Minimum payment	\$0.00
4. Megawatt capacity	0.0
5. Megawatt capacity payment	\$0.00
6. Closed/decommissioned production plant (phased down) payment	\$0.00
7. Subtotal (<i>sum of Lines 2, 3, 5 and 6</i>)	\$0.00
8. Population cap	\$86,275.00
9. Adjusted subtotal (<i>lesser of Line 7 or Line 8</i>)	\$0.00
10. Adjacent site incentive payment	\$0.00
11. Baseload incentive payment	\$0.00
12. Co-generation incentive payment	\$0.00
13. Alternative energy incentive payment	\$0.00
14. Total incentive payments (<i>sum of Lines 10 through 13</i>)	\$0.00
15. Spent nuclear fuel payment	\$0.00
16. Total Utility Aid – this is the utility aid payment listed on the front of the estimate (<i>sum of Lines 9, 14 and 15</i>)	\$0.00

Supplemental County and Municipal Aid

- Under state law, supplemental county and municipal aid paid to each county and municipality is determined by 2023 Wisconsin Act 12 (sec. 79.037, Wis. Stats.)
- For detailed information, review [county and municipal aid spreadsheet](#)

Supplemental County and Municipal Aid Calculation	
1. Prior year supplemental county and municipal aid	\$33,496.65
2. Increase due to sales tax revenue including adjustments (<i>district changes</i>)	\$770.42
3. Total Supplemental County and Municipal Aid (<i>sum of Lines 1 and 2</i>)	\$34,267.07

Expenditure Restraint Incentive Program

- Only municipalities are eligible to receive Expenditure Restraint Incentive Program (ERIP) payments
- Under state law, in 2025, each municipality will receive a payment that is equal to the amount of the payment received by the municipality in 2024 (sec. 79.05(4), Wis. Stats., from 2023 WI Act 12 – notwithstanding subs. (2) and (3))

Contact Information

If you have questions, contact us at lgs@wisconsin.gov, (608) 266-8618 or (608) 261-5167.



State of Wisconsin • DEPARTMENT OF REVENUE

DIVISION OF STATE AND LOCAL FINANCE • BUREAU OF LOCAL GOVERNMENT SERVICES • 2135 RIMROCK RD MADISON, WI 53713

Mailing Address:
PO Box 8971 #6-97
Madison WI 53708-8971
Fax: (608) 264-6887
lgs@wisconsin.gov

September 13, 2024

BARBARA HILL
VILLAGE OF RAYMOND
2255 SOUTH 76TH ST
FRANKSVILLE WI 53126-9539

Notice of Shared Revenue – 2025 Original Estimate

Notice Information

The Wisconsin Department of Revenue (DOR) is providing the **estimated** shared revenue amounts your local government will receive in 2025 under current state law for county and municipal aid, supplemental county and municipal aid, utility aid and the expenditure restraint incentive program. This does not include adjustments, shown on the July and November payment notices.

District	VILLAGE OF RAYMOND	County	RACINE	Co-muni code	51-168
-----------------	--------------------	---------------	--------	---------------------	--------

Estimate Information

For an explanation of each aid payment listed below, review the additional information in this notice.

2025 Original Estimate	
1. County and municipal aid	\$44,089.52
2. Utility aid	\$13,182.89
3. Supplemental county and municipal aid	\$98,426.67
4. Expenditure restraint incentive program	\$0.00
5. Total Estimated 2025 Payments (sum of Lines 1-4)	\$155,699.08

Payment Information

Your local government will receive two distributions in 2025 :

- July 28, 2025: 15% of Line 1, 2, and 3 and 100% of Line 4 (*shown above*)
- November 17, 2025: balance of your 2025 aid payments

County and Municipal Aid

Under state law, the county and municipal aid paid to each county and municipality must be equal to the amount determined in 2012 (sec. 79.036, Wis. Stats.) and adjusted for fallen protective services insurance reimbursement (sec. 79.036(4), Wis. Stats.).

County and Municipal Aid Calculation	
1. Prior year county and municipal aid	\$43,101.38
2. Increase due to sales tax revenue, including adjustments (<i>district changes</i>)	\$991.33
3. Fallen protective services insurance adjustment	-\$3.19
4. Fallen protective services insurance reimbursement (<i>reported to DOR</i>)	\$0.00
5. Total County and Municipal Aid (sum of Lines 1-4)	\$44,089.52

Utility Aid

- Under state law, utility aid is distributed to each county and municipality where tax-exempt utility property is located (sec. 79.04, Wis. Stats.)
- Utility companies report utility property information to DOR annually
- DOR uses the provided information to accurately calculate utility aid (*shown below*)

Utility Aid Calculation	
1. Net book value, as of December 31, 2024 (including expected additions/retirements)	\$2,197,149.00
2. Total net book value payment	\$13,182.89
3. Minimum payment	\$0.00
4. Megawatt capacity	0.0
5. Megawatt capacity payment	\$0.00
6. Closed/decommissioned production plant (phased down) payment	\$0.00
7. Subtotal (sum of Lines 2, 3, 5 and 6)	\$13,182.89
8. Population cap	\$1,693,625.00
9. Adjusted subtotal (lesser of Line 7 or Line 8)	\$13,182.89
10. Adjacent site incentive payment	\$0.00
11. Baseload incentive payment	\$0.00
12. Co-generation incentive payment	\$0.00
13. Alternative energy incentive payment	\$0.00
14. Total incentive payments (sum of Lines 10 through 13)	\$0.00
15. Spent nuclear fuel payment	\$0.00
16. Total Utility Aid – this is the utility aid payment listed on the front of the estimate (sum of Lines 9, 14 and 15)	\$13,182.89

Supplemental County and Municipal Aid

- Under state law, supplemental county and municipal aid paid to each county and municipality is determined by 2023 Wisconsin Act 12 (sec. 79.037, Wis. Stats.)
- For detailed information, review [county and municipal aid spreadsheet](#)

Supplemental County and Municipal Aid Calculation	
1. Prior year supplemental county and municipal aid	\$96,213.75
2. Increase due to sales tax revenue including adjustments (district changes)	\$2,212.92
3. Total Supplemental County and Municipal Aid (sum of Lines 1 and 2)	\$98,426.67

Expenditure Restraint Incentive Program

- Only municipalities are eligible to receive Expenditure Restraint Incentive Program (ERIP) payments
- Under state law, in 2025, each municipality will receive a payment that is equal to the amount of the payment received by the municipality in 2024 (sec. 79.05(4), Wis. Stats., from 2023 WI Act 12 – notwithstanding subs. (2) and (3))

Contact Information

If you have questions, contact us at lgs@wisconsin.gov, (608) 266-8618 or (608) 261-5167.



State of Wisconsin • DEPARTMENT OF REVENUE

DIVISION OF STATE AND LOCAL FINANCE • BUREAU OF LOCAL GOVERNMENT SERVICES • 2135 RIMROCK RD MADISON, WI 53713

Mailing Address:
PO Box 8971 #6-97
Madison WI 53708-8971
Fax: (608) 264-6887
lgs@wisconsin.gov

September 13, 2024

SANDRA SWAN
VILLAGE OF ROCHESTER
PO BOX 65, 300 W SPRING ST
ROCHESTER WI 53167-0065

Notice of Shared Revenue – 2025 Original Estimate

Notice Information

The Wisconsin Department of Revenue (DOR) is providing the **estimated** shared revenue amounts your local government will receive in 2025 under current state law for county and municipal aid, supplemental county and municipal aid, utility aid and the expenditure restraint incentive program. This does not include adjustments, shown on the July and November payment notices.

District	VILLAGE OF ROCHESTER	County	RACINE	Co-muni code	51-176
-----------------	----------------------	---------------	--------	---------------------	--------

Estimate Information

For an explanation of each aid payment listed below, review the additional information in this notice.

2025 Original Estimate	
1. County and municipal aid	\$63,033.05
2. Utility aid	\$4,019.93
3. Supplemental county and municipal aid	\$96,270.04
4. Expenditure restraint incentive program	\$0.00
5. Total Estimated 2025 Payments (sum of Lines 1-4)	\$163,323.02

Payment Information

Your local government will receive two distributions in 2025 :

- July 28, 2025: 15% of Line 1, 2, and 3 and 100% of Line 4 (*shown above*)
- November 17, 2025: balance of your 2025 aid payments

County and Municipal Aid

Under state law, the county and municipal aid paid to each county and municipality must be equal to the amount determined in 2012 (sec. 79.036, Wis. Stats.) and adjusted for fallen protective services insurance reimbursement (sec. 79.036(4), Wis. Stats.).

County and Municipal Aid Calculation	
1. Prior year county and municipal aid	\$61,620.33
2. Increase due to sales tax revenue, including adjustments (<i>district changes</i>)	\$1,417.27
3. Fallen protective services insurance adjustment	-\$4.55
4. Fallen protective services insurance reimbursement (<i>reported to DOR</i>)	\$0.00
5. Total County and Municipal Aid (sum of Lines 1-4)	\$63,033.05

Utility Aid

- Under state law, utility aid is distributed to each county and municipality where tax-exempt utility property is located (sec. 79.04, Wis. Stats.)
- Utility companies report utility property information to DOR annually
- DOR uses the provided information to accurately calculate utility aid (*shown below*)

Utility Aid Calculation	
1. Net book value, <i>as of December 31, 2024 (including expected additions/retirements)</i>	\$669,989.00
2. Total net book value payment	\$4,019.93
3. Minimum payment	\$0.00
4. Megawatt capacity	0.0
5. Megawatt capacity payment	\$0.00
6. Closed/decommissioned production plant (phased down) payment	\$0.00
7. Subtotal (<i>sum of Lines 2, 3, 5 and 6</i>)	\$4,019.93
8. Population cap	\$1,622,650.00
9. Adjusted subtotal (<i>lesser of Line 7 or Line 8</i>)	\$4,019.93
10. Adjacent site incentive payment	\$0.00
11. Baseload incentive payment	\$0.00
12. Co-generation incentive payment	\$0.00
13. Alternative energy incentive payment	\$0.00
14. Total incentive payments (<i>sum of Lines 10 through 13</i>)	\$0.00
15. Spent nuclear fuel payment	\$0.00
16. Total Utility Aid – this is the utility aid payment listed on the front of the estimate (<i>sum of Lines 9, 14 and 15</i>)	\$4,019.93

Supplemental County and Municipal Aid

- Under state law, supplemental county and municipal aid paid to each county and municipality is determined by 2023 Wisconsin Act 12 (sec. 79.037, Wis. Stats.)
- For detailed information, review [county and municipal aid spreadsheet](#)

Supplemental County and Municipal Aid Calculation	
1. Prior year supplemental county and municipal aid	\$94,105.61
2. Increase due to sales tax revenue including adjustments (<i>district changes</i>)	\$2,164.43
3. Total Supplemental County and Municipal Aid (<i>sum of Lines 1 and 2</i>)	\$96,270.04

Expenditure Restraint Incentive Program

- Only municipalities are eligible to receive Expenditure Restraint Incentive Program (ERIP) payments
- Under state law, in 2025, each municipality will receive a payment that is equal to the amount of the payment received by the municipality in 2024 (sec. 79.05(4), Wis. Stats., from 2023 WI Act 12 – notwithstanding subs. (2) and (3))

Contact Information

If you have questions, contact us at lgs@wisconsin.gov, (608) 266-8618 or (608) 261-5167.



State of Wisconsin • DEPARTMENT OF REVENUE

DIVISION OF STATE AND LOCAL FINANCE • BUREAU OF LOCAL GOVERNMENT SERVICES • 2135 RIMROCK RD MADISON, WI 53713

Mailing Address:
PO Box 8971 #6-97
Madison WI 53708-8971
Fax: (608) 264-6887
lgs@wisconsin.gov

September 13, 2024

CHERYL ZAMECNIK
VILLAGE OF STURTEVANT
2801 89TH ST
STURTEVANT WI 53177

Notice of Shared Revenue – 2025 Original Estimate

Notice Information

The Wisconsin Department of Revenue (DOR) is providing the **estimated** shared revenue amounts your local government will receive in 2025 under current state law for county and municipal aid, supplemental county and municipal aid, utility aid and the expenditure restraint incentive program. This does not include adjustments, shown on the July and November payment notices.

District	VILLAGE OF STURTEVANT	County	RACINE	Co-muni code	51-181
-----------------	-----------------------	---------------	--------	---------------------	--------

Estimate Information

For an explanation of each aid payment listed below, review the additional information in this notice.

2025 Original Estimate	
1. County and municipal aid	\$851,116.38
2. Utility aid	\$2,292.83
3. Supplemental county and municipal aid	\$228,003.04
4. Expenditure restraint incentive program	\$104,446.71
5. Total Estimated 2025 Payments (sum of Lines 1-4)	\$1,185,858.96

Payment Information

Your local government will receive two distributions in 2025 :

- July 28, 2025: 15% of Line 1, 2, and 3 and 100% of Line 4 (*shown above*)
- November 17, 2025: balance of your 2025 aid payments

County and Municipal Aid

Under state law, the county and municipal aid paid to each county and municipality must be equal to the amount determined in 2012 (sec. 79.036, Wis. Stats.) and adjusted for fallen protective services insurance reimbursement (sec. 79.036(4), Wis. Stats.).

County and Municipal Aid Calculation	
1. Prior year county and municipal aid	\$832,040.93
2. Increase due to sales tax revenue, including adjustments (<i>district changes</i>)	\$19,136.94
3. Fallen protective services insurance adjustment	-\$61.49
4. Fallen protective services insurance reimbursement (<i>reported to DOR</i>)	\$0.00
5. Total County and Municipal Aid (sum of Lines 1-4)	\$851,116.38

Utility Aid

- Under state law, utility aid is distributed to each county and municipality where tax-exempt utility property is located (sec. 79.04, Wis. Stats.)
- Utility companies report utility property information to DOR annually
- DOR uses the provided information to accurately calculate utility aid (*shown below*)

Utility Aid Calculation	
1. Net book value, <i>as of December 31, 2024 (including expected additions/retirements)</i>	\$382,139.00
2. Total net book value payment	\$2,292.83
3. Minimum payment	\$0.00
4. Megawatt capacity	0.0
5. Megawatt capacity payment	\$0.00
6. Closed/decommissioned production plant (phased down) payment	\$0.00
7. Subtotal (<i>sum of Lines 2, 3, 5 and 6</i>)	\$2,292.83
8. Population cap	\$2,978,400.00
9. Adjusted subtotal (<i>lesser of Line 7 or Line 8</i>)	\$2,292.83
10. Adjacent site incentive payment	\$0.00
11. Baseload incentive payment	\$0.00
12. Co-generation incentive payment	\$0.00
13. Alternative energy incentive payment	\$0.00
14. Total incentive payments (<i>sum of Lines 10 through 13</i>)	\$0.00
15. Spent nuclear fuel payment	\$0.00
16. Total Utility Aid – this is the utility aid payment listed on the front of the estimate (<i>sum of Lines 9, 14 and 15</i>)	\$2,292.83

Supplemental County and Municipal Aid

- Under state law, supplemental county and municipal aid paid to each county and municipality is determined by 2023 Wisconsin Act 12 (sec. 79.037, Wis. Stats.)
- For detailed information, review [county and municipal aid spreadsheet](#)

Supplemental County and Municipal Aid Calculation	
1. Prior year supplemental county and municipal aid	\$222,876.87
2. Increase due to sales tax revenue including adjustments (<i>district changes</i>)	\$5,126.17
3. Total Supplemental County and Municipal Aid (<i>sum of Lines 1 and 2</i>)	\$228,003.04

Expenditure Restraint Incentive Program

- Only municipalities are eligible to receive Expenditure Restraint Incentive Program (ERIP) payments
- Under state law, in 2025, each municipality will receive a payment that is equal to the amount of the payment received by the municipality in 2024 (sec. 79.05(4), Wis. Stats., from 2023 WI Act 12 – notwithstanding subs. (2) and (3))

Contact Information

If you have questions, contact us at lgs@wisconsin.gov, (608) 266-8618 or (608) 261-5167.



State of Wisconsin • DEPARTMENT OF REVENUE

DIVISION OF STATE AND LOCAL FINANCE • BUREAU OF LOCAL GOVERNMENT SERVICES • 2135 RIMROCK RD MADISON, WI 53713

Mailing Address:
PO Box 8971 #6-97
Madison WI 53708-8971
Fax: (608) 264-6887
lgs@wisconsin.gov

September 13, 2024

STEPHANIE KOHLHAGEN
VILLAGE OF UNION GROVE
925 15TH AVE
UNION GROVE WI 53182-1427

Notice of Shared Revenue – 2025 Original Estimate

Notice Information

The Wisconsin Department of Revenue (DOR) is providing the **estimated** shared revenue amounts your local government will receive in 2025 under current state law for county and municipal aid, supplemental county and municipal aid, utility aid and the expenditure restraint incentive program. This does not include adjustments, shown on the July and November payment notices.

District	VILLAGE OF UNION GROVE	County	RACINE	Co-muni code	51-186
-----------------	------------------------	---------------	--------	---------------------	--------

Estimate Information

For an explanation of each aid payment listed below, review the additional information in this notice.

2025 Original Estimate	
1. County and municipal aid	\$413,721.71
2. Utility aid	\$0.00
3. Supplemental county and municipal aid	\$143,401.72
4. Expenditure restraint incentive program	\$0.00
5. Total Estimated 2025 Payments (sum of Lines 1-4)	\$557,123.43

Payment Information

Your local government will receive two distributions in 2025 :

- July 28, 2025: 15% of Line 1, 2, and 3 and 100% of Line 4 (*shown above*)
- November 17, 2025: balance of your 2025 aid payments

County and Municipal Aid

Under state law, the county and municipal aid paid to each county and municipality must be equal to the amount determined in 2012 (sec. 79.036, Wis. Stats.) and adjusted for fallen protective services insurance reimbursement (sec. 79.036(4), Wis. Stats.).

County and Municipal Aid Calculation	
1. Prior year county and municipal aid	\$404,449.27
2. Increase due to sales tax revenue, including adjustments (<i>district changes</i>)	\$9,302.33
3. Fallen protective services insurance adjustment	-\$29.89
4. Fallen protective services insurance reimbursement (<i>reported to DOR</i>)	\$0.00
5. Total County and Municipal Aid (sum of Lines 1-4)	\$413,721.71

Utility Aid

- Under state law, utility aid is distributed to each county and municipality where tax-exempt utility property is located (sec. 79.04, Wis. Stats.)
- Utility companies report utility property information to DOR annually
- DOR uses the provided information to accurately calculate utility aid (*shown below*)

Utility Aid Calculation	
1. Net book value, <i>as of December 31, 2024 (including expected additions/retirements)</i>	\$0.00
2. Total net book value payment	\$0.00
3. Minimum payment	\$0.00
4. Megawatt capacity	0.0
5. Megawatt capacity payment	\$0.00
6. Closed/decommissioned production plant (phased down) payment	\$0.00
7. Subtotal (<i>sum of Lines 2, 3, 5 and 6</i>)	\$0.00
8. Population cap	\$2,252,925.00
9. Adjusted subtotal (<i>lesser of Line 7 or Line 8</i>)	\$0.00
10. Adjacent site incentive payment	\$0.00
11. Baseload incentive payment	\$0.00
12. Co-generation incentive payment	\$0.00
13. Alternative energy incentive payment	\$0.00
14. Total incentive payments (<i>sum of Lines 10 through 13</i>)	\$0.00
15. Spent nuclear fuel payment	\$0.00
16. Total Utility Aid – this is the utility aid payment listed on the front of the estimate (<i>sum of Lines 9, 14 and 15</i>)	\$0.00

Supplemental County and Municipal Aid

- Under state law, supplemental county and municipal aid paid to each county and municipality is determined by 2023 Wisconsin Act 12 (sec. 79.037, Wis. Stats.)
- For detailed information, review [county and municipal aid spreadsheet](#)

Supplemental County and Municipal Aid Calculation	
1. Prior year supplemental county and municipal aid	\$140,177.63
2. Increase due to sales tax revenue including adjustments (<i>district changes</i>)	\$3,224.09
3. Total Supplemental County and Municipal Aid (<i>sum of Lines 1 and 2</i>)	\$143,401.72

Expenditure Restraint Incentive Program

- Only municipalities are eligible to receive Expenditure Restraint Incentive Program (ERIP) payments
- Under state law, in 2025, each municipality will receive a payment that is equal to the amount of the payment received by the municipality in 2024 (sec. 79.05(4), Wis. Stats., from 2023 WI Act 12 – notwithstanding subs. (2) and (3))

Contact Information

If you have questions, contact us at lgs@wisconsin.gov, (608) 266-8618 or (608) 261-5167.



State of Wisconsin • DEPARTMENT OF REVENUE

DIVISION OF STATE AND LOCAL FINANCE • BUREAU OF LOCAL GOVERNMENT SERVICES • 2135 RIMROCK RD MADISON, WI 53713

Mailing Address:
PO Box 8971 #6-97
Madison WI 53708-8971
Fax: (608) 264-6887
lgs@wisconsin.gov

September 13, 2024

RACHEL LADEWIG
VILLAGE OF WATERFORD
123 N RIVER ST
WATERFORD WI 53185-4149

Notice of Shared Revenue – 2025 Original Estimate

Notice Information

The Wisconsin Department of Revenue (DOR) is providing the **estimated** shared revenue amounts your local government will receive in 2025 under current state law for county and municipal aid, supplemental county and municipal aid, utility aid and the expenditure restraint incentive program. This does not include adjustments, shown on the July and November payment notices.

District	VILLAGE OF WATERFORD	County	RACINE	Co-muni code	51-191
-----------------	----------------------	---------------	--------	---------------------	--------

Estimate Information

For an explanation of each aid payment listed below, review the additional information in this notice.

2025 Original Estimate	
1. County and municipal aid	\$127,611.80
2. Utility aid	\$4,034.90
3. Supplemental county and municipal aid	\$158,442.50
4. Expenditure restraint incentive program	\$0.00
5. Total Estimated 2025 Payments (sum of Lines 1-4)	\$290,089.20

Payment Information

Your local government will receive two distributions in 2025 :

- July 28, 2025: 15% of Line 1, 2, and 3 and 100% of Line 4 (*shown above*)
- November 17, 2025: balance of your 2025 aid payments

County and Municipal Aid

Under state law, the county and municipal aid paid to each county and municipality must be equal to the amount determined in 2012 (sec. 79.036, Wis. Stats.) and adjusted for fallen protective services insurance reimbursement (sec. 79.036(4), Wis. Stats.).

County and Municipal Aid Calculation	
1. Prior year county and municipal aid	\$124,751.73
2. Increase due to sales tax revenue, including adjustments (<i>district changes</i>)	\$2,869.29
3. Fallen protective services insurance adjustment	-\$9.22
4. Fallen protective services insurance reimbursement (<i>reported to DOR</i>)	\$0.00
5. Total County and Municipal Aid (sum of Lines 1-4)	\$127,611.80

Utility Aid

- Under state law, utility aid is distributed to each county and municipality where tax-exempt utility property is located (sec. 79.04, Wis. Stats.)
- Utility companies report utility property information to DOR annually
- DOR uses the provided information to accurately calculate utility aid (*shown below*)

Utility Aid Calculation	
1. Net book value, <i>as of December 31, 2024 (including expected additions/retirements)</i>	\$672,483.00
2. Total net book value payment	\$4,034.90
3. Minimum payment	\$0.00
4. Megawatt capacity	0.0
5. Megawatt capacity payment	\$0.00
6. Closed/decommissioned production plant (phased down) payment	\$0.00
7. Subtotal (<i>sum of Lines 2, 3, 5 and 6</i>)	\$4,034.90
8. Population cap	\$2,543,625.00
9. Adjusted subtotal (<i>lesser of Line 7 or Line 8</i>)	\$4,034.90
10. Adjacent site incentive payment	\$0.00
11. Baseload incentive payment	\$0.00
12. Co-generation incentive payment	\$0.00
13. Alternative energy incentive payment	\$0.00
14. Total incentive payments (<i>sum of Lines 10 through 13</i>)	\$0.00
15. Spent nuclear fuel payment	\$0.00
16. Total Utility Aid – this is the utility aid payment listed on the front of the estimate (<i>sum of Lines 9, 14 and 15</i>)	\$4,034.90

Supplemental County and Municipal Aid

- Under state law, supplemental county and municipal aid paid to each county and municipality is determined by 2023 Wisconsin Act 12 (sec. 79.037, Wis. Stats.)
- For detailed information, review [county and municipal aid spreadsheet](#)

Supplemental County and Municipal Aid Calculation	
1. Prior year supplemental county and municipal aid	\$154,880.25
2. Increase due to sales tax revenue including adjustments (<i>district changes</i>)	\$3,562.25
3. Total Supplemental County and Municipal Aid (<i>sum of Lines 1 and 2</i>)	\$158,442.50

Expenditure Restraint Incentive Program

- Only municipalities are eligible to receive Expenditure Restraint Incentive Program (ERIP) payments
- Under state law, in 2025, each municipality will receive a payment that is equal to the amount of the payment received by the municipality in 2024 (sec. 79.05(4), Wis. Stats., from 2023 WI Act 12 – notwithstanding subs. (2) and (3))

Contact Information

If you have questions, contact us at lgs@wisconsin.gov, (608) 266-8618 or (608) 261-5167.



State of Wisconsin • DEPARTMENT OF REVENUE

DIVISION OF STATE AND LOCAL FINANCE • BUREAU OF LOCAL GOVERNMENT SERVICES • 2135 RIMROCK RD MADISON, WI 53713

Mailing Address:
PO Box 8971 #6-97
Madison WI 53708-8971
Fax: (608) 264-6887
lgs@wisconsin.gov

September 13, 2024

TRAVIS WELLS
VILLAGE OF WIND POINT
215 E FOUR MILE RD
RACINE WI 53402-2625

Notice of Shared Revenue – 2025 Original Estimate

Notice Information

The Wisconsin Department of Revenue (DOR) is providing the **estimated** shared revenue amounts your local government will receive in 2025 under current state law for county and municipal aid, supplemental county and municipal aid, utility aid and the expenditure restraint incentive program. This does not include adjustments, shown on the July and November payment notices.

District	VILLAGE OF WIND POINT	County	RACINE	Co-muni code	51-192
-----------------	-----------------------	---------------	--------	---------------------	--------

Estimate Information

For an explanation of each aid payment listed below, review the additional information in this notice.

2025 Original Estimate	
1. County and municipal aid	\$24,479.91
2. Utility aid	\$0.00
3. Supplemental county and municipal aid	\$58,937.22
4. Expenditure restraint incentive program	\$0.00
5. Total Estimated 2025 Payments (sum of Lines 1-4)	\$83,417.13

Payment Information

Your local government will receive two distributions in 2025 :

- July 28, 2025: 15% of Line 1, 2, and 3 and 100% of Line 4 (*shown above*)
- November 17, 2025: balance of your 2025 aid payments

County and Municipal Aid

Under state law, the county and municipal aid paid to each county and municipality must be equal to the amount determined in 2012 (sec. 79.036, Wis. Stats.) and adjusted for fallen protective services insurance reimbursement (sec. 79.036(4), Wis. Stats.).

County and Municipal Aid Calculation	
1. Prior year county and municipal aid	\$23,931.26
2. Increase due to sales tax revenue, including adjustments (<i>district changes</i>)	\$550.42
3. Fallen protective services insurance adjustment	-\$1.77
4. Fallen protective services insurance reimbursement (<i>reported to DOR</i>)	\$0.00
5. Total County and Municipal Aid (sum of Lines 1-4)	\$24,479.91

Utility Aid

- Under state law, utility aid is distributed to each county and municipality where tax-exempt utility property is located (sec. 79.04, Wis. Stats.)
- Utility companies report utility property information to DOR annually
- DOR uses the provided information to accurately calculate utility aid (*shown below*)

Utility Aid Calculation	
1. Net book value, <i>as of December 31, 2024 (including expected additions/retirements)</i>	\$0.00
2. Total net book value payment	\$0.00
3. Minimum payment	\$0.00
4. Megawatt capacity	0.0
5. Megawatt capacity payment	\$0.00
6. Closed/decommissioned production plant (phased down) payment	\$0.00
7. Subtotal (<i>sum of Lines 2, 3, 5 and 6</i>)	\$0.00
8. Population cap	\$688,075.00
9. Adjusted subtotal (<i>lesser of Line 7 or Line 8</i>)	\$0.00
10. Adjacent site incentive payment	\$0.00
11. Baseload incentive payment	\$0.00
12. Co-generation incentive payment	\$0.00
13. Alternative energy incentive payment	\$0.00
14. Total incentive payments (<i>sum of Lines 10 through 13</i>)	\$0.00
15. Spent nuclear fuel payment	\$0.00
16. Total Utility Aid – this is the utility aid payment listed on the front of the estimate (<i>sum of Lines 9, 14 and 15</i>)	\$0.00

Supplemental County and Municipal Aid

- Under state law, supplemental county and municipal aid paid to each county and municipality is determined by 2023 Wisconsin Act 12 (sec. 79.037, Wis. Stats.)
- For detailed information, review [county and municipal aid spreadsheet](#)

Supplemental County and Municipal Aid Calculation	
1. Prior year supplemental county and municipal aid	\$57,612.14
2. Increase due to sales tax revenue including adjustments (<i>district changes</i>)	\$1,325.08
3. Total Supplemental County and Municipal Aid (<i>sum of Lines 1 and 2</i>)	\$58,937.22

Expenditure Restraint Incentive Program

- Only municipalities are eligible to receive Expenditure Restraint Incentive Program (ERIP) payments
- Under state law, in 2025, each municipality will receive a payment that is equal to the amount of the payment received by the municipality in 2024 (sec. 79.05(4), Wis. Stats., from 2023 WI Act 12 – notwithstanding subs. (2) and (3))

Contact Information

If you have questions, contact us at lgs@wisconsin.gov, (608) 266-8618 or (608) 261-5167.



State of Wisconsin • DEPARTMENT OF REVENUE

DIVISION OF STATE AND LOCAL FINANCE • BUREAU OF LOCAL GOVERNMENT SERVICES • 2135 RIMROCK RD MADISON, WI 53713

Mailing Address:
PO Box 8971 #6-97
Madison WI 53708-8971
Fax: (608) 264-6887
lgs@wisconsin.gov

September 13, 2024

JANINE CARLS
VILLAGE OF YORKVILLE
925 15TH AVE
UNION GROVE WI 53182

Notice of Shared Revenue – 2025 Original Estimate

Notice Information

The Wisconsin Department of Revenue (DOR) is providing the **estimated** shared revenue amounts your local government will receive in 2025 under current state law for county and municipal aid, supplemental county and municipal aid, utility aid and the expenditure restraint incentive program. This does not include adjustments, shown on the July and November payment notices.

District	VILLAGE OF YORKVILLE	County	RACINE	Co-muni code	51-194
-----------------	----------------------	---------------	--------	---------------------	--------

Estimate Information

For an explanation of each aid payment listed below, review the additional information in this notice.

2025 Original Estimate	
1. County and municipal aid	\$39,707.76
2. Utility aid	\$1,619.97
3. Supplemental county and municipal aid	\$86,869.32
4. Expenditure restraint incentive program	\$0.00
5. Total Estimated 2025 Payments (sum of Lines 1-4)	\$128,197.05

Payment Information

Your local government will receive two distributions in 2025 :

- July 28, 2025: 15% of Line 1, 2, and 3 and 100% of Line 4 (*shown above*)
- November 17, 2025: balance of your 2025 aid payments

County and Municipal Aid

Under state law, the county and municipal aid paid to each county and municipality must be equal to the amount determined in 2012 (sec. 79.036, Wis. Stats.) and adjusted for fallen protective services insurance reimbursement (sec. 79.036(4), Wis. Stats.).

County and Municipal Aid Calculation	
1. Prior year county and municipal aid	\$38,817.82
2. Increase due to sales tax revenue, including adjustments (<i>district changes</i>)	\$892.81
3. Fallen protective services insurance adjustment	-\$2.87
4. Fallen protective services insurance reimbursement (<i>reported to DOR</i>)	\$0.00
5. Total County and Municipal Aid (sum of Lines 1-4)	\$39,707.76

Utility Aid

- Under state law, utility aid is distributed to each county and municipality where tax-exempt utility property is located (sec. 79.04, Wis. Stats.)
- Utility companies report utility property information to DOR annually
- DOR uses the provided information to accurately calculate utility aid (*shown below*)

Utility Aid Calculation	
1. Net book value, <i>as of December 31, 2024 (including expected additions/retirements)</i>	\$269,995.00
2. Total net book value payment	\$1,619.97
3. Minimum payment	\$0.00
4. Megawatt capacity	0.0
5. Megawatt capacity payment	\$0.00
6. Closed/decommissioned production plant (phased down) payment	\$0.00
7. Subtotal (<i>sum of Lines 2, 3, 5 and 6</i>)	\$1,619.97
8. Population cap	\$1,393,150.00
9. Adjusted subtotal (<i>lesser of Line 7 or Line 8</i>)	\$1,619.97
10. Adjacent site incentive payment	\$0.00
11. Baseload incentive payment	\$0.00
12. Co-generation incentive payment	\$0.00
13. Alternative energy incentive payment	\$0.00
14. Total incentive payments (<i>sum of Lines 10 through 13</i>)	\$0.00
15. Spent nuclear fuel payment	\$0.00
16. Total Utility Aid – this is the utility aid payment listed on the front of the estimate (<i>sum of Lines 9, 14 and 15</i>)	\$1,619.97

Supplemental County and Municipal Aid

- Under state law, supplemental county and municipal aid paid to each county and municipality is determined by 2023 Wisconsin Act 12 (sec. 79.037, Wis. Stats.)
- For detailed information, review [county and municipal aid spreadsheet](#)

Supplemental County and Municipal Aid Calculation	
1. Prior year supplemental county and municipal aid	\$84,916.25
2. Increase due to sales tax revenue including adjustments (<i>district changes</i>)	\$1,953.07
3. Total Supplemental County and Municipal Aid (<i>sum of Lines 1 and 2</i>)	\$86,869.32

Expenditure Restraint Incentive Program

- Only municipalities are eligible to receive Expenditure Restraint Incentive Program (ERIP) payments
- Under state law, in 2025, each municipality will receive a payment that is equal to the amount of the payment received by the municipality in 2024 (sec. 79.05(4), Wis. Stats., from 2023 WI Act 12 – notwithstanding subs. (2) and (3))

Contact Information

If you have questions, contact us at lgs@wisconsin.gov, (608) 266-8618 or (608) 261-5167.



State of Wisconsin • DEPARTMENT OF REVENUE

DIVISION OF STATE AND LOCAL FINANCE • BUREAU OF LOCAL GOVERNMENT SERVICES • 2135 RIMROCK RD MADISON, WI 53713

Mailing Address:
PO Box 8971 #6-97
Madison WI 53708-8971
Fax: (608) 264-6887
lgs@wisconsin.gov

September 13, 2024

DIAHNN HALBACH
CITY OF BURLINGTON
300 N PINE ST
BURLINGTON WI 53105-1460

Notice of Shared Revenue – 2025 Original Estimate

Notice Information

The Wisconsin Department of Revenue (DOR) is providing the **estimated** shared revenue amounts your local government will receive in 2025 under current state law for county and municipal aid, supplemental county and municipal aid, utility aid and the expenditure restraint incentive program. This does not include adjustments, shown on the July and November payment notices.

District	CITY OF BURLINGTON	County	RACINE	Co-muni code	51-206
-----------------	--------------------	---------------	--------	---------------------	--------

Estimate Information

For an explanation of each aid payment listed below, review the additional information in this notice.

2025 Original Estimate	
1. County and municipal aid	\$431,031.66
2. Utility aid	\$72,239.92
3. Supplemental county and municipal aid	\$284,585.97
4. Expenditure restraint incentive program	\$152,229.90
5. Total Estimated 2025 Payments (sum of Lines 1-4)	\$940,087.45

Payment Information

Your local government will receive two distributions in 2025 :

- July 28, 2025: 15% of Line 1, 2, and 3 and 100% of Line 4 (*shown above*)
- November 17, 2025: balance of your 2025 aid payments

County and Municipal Aid

Under state law, the county and municipal aid paid to each county and municipality must be equal to the amount determined in 2012 (sec. 79.036, Wis. Stats.) and adjusted for fallen protective services insurance reimbursement (sec. 79.036(4), Wis. Stats.).

County and Municipal Aid Calculation	
1. Prior year county and municipal aid	\$421,371.26
2. Increase due to sales tax revenue, including adjustments (<i>district changes</i>)	\$9,691.54
3. Fallen protective services insurance adjustment	-\$31.14
4. Fallen protective services insurance reimbursement (<i>reported to DOR</i>)	\$0.00
5. Total County and Municipal Aid (sum of Lines 1-4)	\$431,031.66

Utility Aid

- Under state law, utility aid is distributed to each county and municipality where tax-exempt utility property is located (sec. 79.04, Wis. Stats.)
- Utility companies report utility property information to DOR annually
- DOR uses the provided information to accurately calculate utility aid (*shown below*)

Utility Aid Calculation	
1. Net book value, as of December 31, 2024 (including expected additions/retirements)	\$12,039,986.00
2. Total net book value payment	\$72,239.92
3. Minimum payment	\$0.00
4. Megawatt capacity	0.0
5. Megawatt capacity payment	\$0.00
6. Closed/decommissioned production plant (phased down) payment	\$0.00
7. Subtotal (sum of Lines 2, 3, 5 and 6)	\$72,239.92
8. Population cap	\$4,759,150.00
9. Adjusted subtotal (lesser of Line 7 or Line 8)	\$72,239.92
10. Adjacent site incentive payment	\$0.00
11. Baseload incentive payment	\$0.00
12. Co-generation incentive payment	\$0.00
13. Alternative energy incentive payment	\$0.00
14. Total incentive payments (sum of Lines 10 through 13)	\$0.00
15. Spent nuclear fuel payment	\$0.00
16. Total Utility Aid – this is the utility aid payment listed on the front of the estimate (sum of Lines 9, 14 and 15)	\$72,239.92

Supplemental County and Municipal Aid

- Under state law, supplemental county and municipal aid paid to each county and municipality is determined by 2023 Wisconsin Act 12 (sec. 79.037, Wis. Stats.)
- For detailed information, review [county and municipal aid spreadsheet](#)

Supplemental County and Municipal Aid Calculation	
1. Prior year supplemental county and municipal aid	\$278,187.65
2. Increase due to sales tax revenue including adjustments (district changes)	\$6,398.32
3. Total Supplemental County and Municipal Aid (sum of Lines 1 and 2)	\$284,585.97

Expenditure Restraint Incentive Program

- Only municipalities are eligible to receive Expenditure Restraint Incentive Program (ERIP) payments
- Under state law, in 2025, each municipality will receive a payment that is equal to the amount of the payment received by the municipality in 2024 (sec. 79.05(4), Wis. Stats., from 2023 WI Act 12 – notwithstanding subs. (2) and (3))

Contact Information

If you have questions, contact us at lgs@wisconsin.gov, (608) 266-8618 or (608) 261-5167.



State of Wisconsin • DEPARTMENT OF REVENUE

DIVISION OF STATE AND LOCAL FINANCE • BUREAU OF LOCAL GOVERNMENT SERVICES • 2135 RIMROCK RD MADISON, WI 53713

Mailing Address:
PO Box 8971 #6-97
Madison WI 53708-8971
Fax: (608) 264-6887
lgs@wisconsin.gov

September 13, 2024

TARA MCMENAMIN
CITY OF RACINE
730 WASHINGTON AVE #103
RACINE WI 53403-1146

Notice of Shared Revenue – 2025 Original Estimate

Notice Information

The Wisconsin Department of Revenue (DOR) is providing the **estimated** shared revenue amounts your local government will receive in 2025 under current state law for county and municipal aid, supplemental county and municipal aid, utility aid and the expenditure restraint incentive program. This does not include adjustments, shown on the July and November payment notices.

District	CITY OF RACINE	County	RACINE	Co-muni code	51-276
-----------------	----------------	---------------	--------	---------------------	--------

Estimate Information

For an explanation of each aid payment listed below, review the additional information in this notice.

2025 Original Estimate	
1. County and municipal aid	\$25,571,048.47
2. Utility aid	\$273,974.94
3. Supplemental county and municipal aid	\$5,114,978.20
4. Expenditure restraint incentive program	\$2,603,877.21
5. Total Estimated 2025 Payments (sum of Lines 1-4)	\$33,563,878.82

Payment Information

Your local government will receive two distributions in 2025 :

- July 28, 2025: 15% of Line 1, 2, and 3 and 100% of Line 4 (*shown above*)
- November 17, 2025: balance of your 2025 aid payments

County and Municipal Aid

Under state law, the county and municipal aid paid to each county and municipality must be equal to the amount determined in 2012 (sec. 79.036, Wis. Stats.) and adjusted for fallen protective services insurance reimbursement (sec. 79.036(4), Wis. Stats.).

County and Municipal Aid Calculation	
1. Prior year county and municipal aid	\$24,997,943.25
2. Increase due to sales tax revenue, including adjustments (<i>district changes</i>)	\$574,952.69
3. Fallen protective services insurance adjustment	-\$1,847.47
4. Fallen protective services insurance reimbursement (<i>reported to DOR</i>)	\$0.00
5. Total County and Municipal Aid (sum of Lines 1-4)	\$25,571,048.47

Utility Aid

- Under state law, utility aid is distributed to each county and municipality where tax-exempt utility property is located (sec. 79.04, Wis. Stats.)
- Utility companies report utility property information to DOR annually
- DOR uses the provided information to accurately calculate utility aid (*shown below*)

Utility Aid Calculation	
1. Net book value, <i>as of December 31, 2024 (including expected additions/retirements)</i>	\$44,954,156.00
2. Total net book value payment	\$269,724.94
3. Minimum payment	\$0.00
4. Megawatt capacity	1.5
5. Megawatt capacity payment	\$2,000.00
6. Closed/decommissioned production plant (phased down) payment	\$0.00
7. Subtotal (<i>sum of Lines 2, 3, 5 and 6</i>)	\$271,724.94
8. Population cap	\$32,733,500.00
9. Adjusted subtotal (<i>lesser of Line 7 or Line 8</i>)	\$271,724.94
10. Adjacent site incentive payment	\$0.00
11. Baseload incentive payment	\$0.00
12. Co-generation incentive payment	\$0.00
13. Alternative energy incentive payment	\$2,250.00
14. Total incentive payments (<i>sum of Lines 10 through 13</i>)	\$2,250.00
15. Spent nuclear fuel payment	\$0.00
16. Total Utility Aid – this is the utility aid payment listed on the front of the estimate (<i>sum of Lines 9, 14 and 15</i>)	\$273,974.94

Supplemental County and Municipal Aid

- Under state law, supplemental county and municipal aid paid to each county and municipality is determined by 2023 Wisconsin Act 12 (sec. 79.037, Wis. Stats.)
- For detailed information, review [county and municipal aid spreadsheet](#)

Supplemental County and Municipal Aid Calculation	
1. Prior year supplemental county and municipal aid	\$4,999,978.69
2. Increase due to sales tax revenue including adjustments (<i>district changes</i>)	\$114,999.51
3. Total Supplemental County and Municipal Aid (<i>sum of Lines 1 and 2</i>)	\$5,114,978.20

Expenditure Restraint Incentive Program

- Only municipalities are eligible to receive Expenditure Restraint Incentive Program (ERIP) payments
- Under state law, in 2025, each municipality will receive a payment that is equal to the amount of the payment received by the municipality in 2024 (sec. 79.05(4), Wis. Stats., from 2023 WI Act 12 – notwithstanding subs. (2) and (3))

Contact Information

If you have questions, contact us at lgs@wisconsin.gov, (608) 266-8618 or (608) 261-5167.



State of Wisconsin • DEPARTMENT OF REVENUE

DIVISION OF STATE AND LOCAL FINANCE • BUREAU OF LOCAL GOVERNMENT SERVICES • 2135 RIMROCK RD MADISON, WI 53713

Mailing Address:
PO Box 8971 #6-97
Madison WI 53708-8971
Fax: (608) 264-6887
lgs@wisconsin.gov

September 13, 2024

WENDY CHRISTENSEN
COUNTY OF RACINE
730 WISCONSIN AVE
RACINE WI 53403-1238

Notice of Shared Revenue – 2025 Original Estimate

Notice Information

The Wisconsin Department of Revenue (DOR) is providing the **estimated** shared revenue amounts your local government will receive in 2025 under current state law for county and municipal aid, supplemental county and municipal aid, utility aid and the expenditure restraint incentive program. This does not include adjustments, shown on the July and November payment notices.

District	COUNTY OF RACINE	County	RACINE	Co-muni code	51-999
-----------------	------------------	---------------	--------	---------------------	--------

Estimate Information

For an explanation of each aid payment listed below, review the additional information in this notice.

2025 Original Estimate	
1. County and municipal aid	\$2,403,169.86
2. Utility aid	\$458,512.27
3. Supplemental county and municipal aid	\$1,546,055.77
4. Expenditure restraint incentive program	\$0.00
5. Total Estimated 2025 Payments (sum of Lines 1-4)	\$4,407,737.90

Payment Information

Your local government will receive two distributions in 2025 :

- July 28, 2025: 15% of Line 1, 2, and 3 and 100% of Line 4 (*shown above*)
- November 17, 2025: balance of your 2025 aid payments

County and Municipal Aid

Under state law, the county and municipal aid paid to each county and municipality must be equal to the amount determined in 2012 (sec. 79.036, Wis. Stats.) and adjusted for fallen protective services insurance reimbursement (sec. 79.036(4), Wis. Stats.).

County and Municipal Aid Calculation	
1. Prior year county and municipal aid	\$2,349,309.37
2. Increase due to sales tax revenue, including adjustments (<i>district changes</i>)	\$54,034.12
3. Fallen protective services insurance adjustment	-\$173.63
4. Fallen protective services insurance reimbursement (<i>reported to DOR</i>)	\$0.00
5. Total County and Municipal Aid (sum of Lines 1-4)	\$2,403,169.86

Utility Aid

- Under state law, utility aid is distributed to each county and municipality where tax-exempt utility property is located (sec. 79.04, Wis. Stats.)
- Utility companies report utility property information to DOR annually
- DOR uses the provided information to accurately calculate utility aid (*shown below*)

Utility Aid Calculation	
1. Net book value, <i>as of December 31, 2024 (including expected additions/retirements)</i>	\$122,756,114.00
2. Total net book value payment	\$395,095.60
3. Minimum payment	\$0.00
4. Megawatt capacity	54.4
5. Megawatt capacity payment	\$36,266.67
6. Closed/decommissioned production plant (phased down) payment	\$0.00
7. Subtotal (<i>sum of Lines 2, 3, 5 and 6</i>)	\$431,362.27
8. Population cap	\$24,917,000.00
9. Adjusted subtotal (<i>lesser of Line 7 or Line 8</i>)	\$431,362.27
10. Adjacent site incentive payment	\$14,940.00
11. Baseload incentive payment	\$9,960.00
12. Co-generation incentive payment	\$0.00
13. Alternative energy incentive payment	\$2,250.00
14. Total incentive payments (<i>sum of Lines 10 through 13</i>)	\$27,150.00
15. Spent nuclear fuel payment	\$0.00
16. Total Utility Aid – this is the utility aid payment listed on the front of the estimate <i>(sum of Lines 9, 14 and 15)</i>	\$458,512.27

Supplemental County and Municipal Aid

- Under state law, supplemental county and municipal aid paid to each county and municipality is determined by 2023 Wisconsin Act 12 (sec. 79.037, Wis. Stats.)
- For detailed information, review [county and municipal aid spreadsheet](#)

Supplemental County and Municipal Aid Calculation	
1. Prior year supplemental county and municipal aid	\$1,511,295.96
2. Increase due to sales tax revenue including adjustments (<i>district changes</i>)	\$34,759.81
3. Total Supplemental County and Municipal Aid (<i>sum of Lines 1 and 2</i>)	\$1,546,055.77

Expenditure Restraint Incentive Program

- Only municipalities are eligible to receive Expenditure Restraint Incentive Program (ERIP) payments
- Under state law, in 2025, each municipality will receive a payment that is equal to the amount of the payment received by the municipality in 2024 (sec. 79.05(4), Wis. Stats., from 2023 WI Act 12 – notwithstanding subs. (2) and (3))

Contact Information

If you have questions, contact us at lgs@wisconsin.gov, (608) 266-8618 or (608) 261-5167.



State of Wisconsin • DEPARTMENT OF REVENUE

DIVISION OF STATE AND LOCAL FINANCE • BUREAU OF LOCAL GOVERNMENT SERVICES • 2135 RIMROCK RD MADISON, WI 53713

Mailing Address:
PO Box 8971 #6-97
Madison WI 53708-8971
Fax: (608) 264-6887
lgs@wisconsin.gov

September 13, 2024

JESSICA LAESEKE
TOWN OF AKAN
25089 FIVE POINTS DRIVE
BLUE RIVER WI 53518

Notice of Shared Revenue – 2025 Original Estimate

Notice Information

The Wisconsin Department of Revenue (DOR) is providing the **estimated** shared revenue amounts your local government will receive in 2025 under current state law for county and municipal aid, supplemental county and municipal aid, utility aid and the expenditure restraint incentive program. This does not include adjustments, shown on the July and November payment notices.

District	TOWN OF AKAN	County	RICHLAND	Co-muni code	52-002
-----------------	--------------	---------------	----------	---------------------	--------

Estimate Information

For an explanation of each aid payment listed below, review the additional information in this notice.

2025 Original Estimate	
1. County and municipal aid	\$30,911.62
2. Utility aid	\$0.00
3. Supplemental county and municipal aid	\$37,396.25
4. Expenditure restraint incentive program	\$0.00
5. Total Estimated 2025 Payments (sum of Lines 1-4)	\$68,307.87

Payment Information

Your local government will receive two distributions in 2025 :

- July 28, 2025: 15% of Line 1, 2, and 3 and 100% of Line 4 (*shown above*)
- November 17, 2025: balance of your 2025 aid payments

County and Municipal Aid

Under state law, the county and municipal aid paid to each county and municipality must be equal to the amount determined in 2012 (sec. 79.036, Wis. Stats.) and adjusted for fallen protective services insurance reimbursement (sec. 79.036(4), Wis. Stats.).

County and Municipal Aid Calculation	
1. Prior year county and municipal aid	\$30,218.82
2. Increase due to sales tax revenue, including adjustments (<i>district changes</i>)	\$695.03
3. Fallen protective services insurance adjustment	-\$2.23
4. Fallen protective services insurance reimbursement (<i>reported to DOR</i>)	\$0.00
5. Total County and Municipal Aid (sum of Lines 1-4)	\$30,911.62

Utility Aid

- Under state law, utility aid is distributed to each county and municipality where tax-exempt utility property is located (sec. 79.04, Wis. Stats.)
- Utility companies report utility property information to DOR annually
- DOR uses the provided information to accurately calculate utility aid (*shown below*)

Utility Aid Calculation	
1. Net book value, <i>as of December 31, 2024 (including expected additions/retirements)</i>	\$0.00
2. Total net book value payment	\$0.00
3. Minimum payment	\$0.00
4. Megawatt capacity	0.0
5. Megawatt capacity payment	\$0.00
6. Closed/decommissioned production plant (phased down) payment	\$0.00
7. Subtotal (<i>sum of Lines 2, 3, 5 and 6</i>)	\$0.00
8. Population cap	\$164,050.00
9. Adjusted subtotal (<i>lesser of Line 7 or Line 8</i>)	\$0.00
10. Adjacent site incentive payment	\$0.00
11. Baseload incentive payment	\$0.00
12. Co-generation incentive payment	\$0.00
13. Alternative energy incentive payment	\$0.00
14. Total incentive payments (<i>sum of Lines 10 through 13</i>)	\$0.00
15. Spent nuclear fuel payment	\$0.00
16. Total Utility Aid – this is the utility aid payment listed on the front of the estimate (<i>sum of Lines 9, 14 and 15</i>)	\$0.00

Supplemental County and Municipal Aid

- Under state law, supplemental county and municipal aid paid to each county and municipality is determined by 2023 Wisconsin Act 12 (sec. 79.037, Wis. Stats.)
- For detailed information, review [county and municipal aid spreadsheet](#)

Supplemental County and Municipal Aid Calculation	
1. Prior year supplemental county and municipal aid	\$36,555.47
2. Increase due to sales tax revenue including adjustments (<i>district changes</i>)	\$840.78
3. Total Supplemental County and Municipal Aid (<i>sum of Lines 1 and 2</i>)	\$37,396.25

Expenditure Restraint Incentive Program

- Only municipalities are eligible to receive Expenditure Restraint Incentive Program (ERIP) payments
- Under state law, in 2025, each municipality will receive a payment that is equal to the amount of the payment received by the municipality in 2024 (sec. 79.05(4), Wis. Stats., from 2023 WI Act 12 – notwithstanding subs. (2) and (3))

Contact Information

If you have questions, contact us at lgs@wisconsin.gov, (608) 266-8618 or (608) 261-5167.



State of Wisconsin • DEPARTMENT OF REVENUE

DIVISION OF STATE AND LOCAL FINANCE • BUREAU OF LOCAL GOVERNMENT SERVICES • 2135 RIMROCK RD MADISON, WI 53713

Mailing Address:
PO Box 8971 #6-97
Madison WI 53708-8971
Fax: (608) 264-6887
lgs@wisconsin.gov

September 13, 2024

SHELLY SCHWEIGER
TOWN OF BLOOM
18153 SPANGLER RD
HILLSBORO WI 54634-3382

Notice of Shared Revenue – 2025 Original Estimate

Notice Information

The Wisconsin Department of Revenue (DOR) is providing the **estimated** shared revenue amounts your local government will receive in 2025 under current state law for county and municipal aid, supplemental county and municipal aid, utility aid and the expenditure restraint incentive program. This does not include adjustments, shown on the July and November payment notices.

District	TOWN OF BLOOM	County	RICHLAND	Co-muni code	52-004
-----------------	---------------	---------------	----------	---------------------	--------

Estimate Information

For an explanation of each aid payment listed below, review the additional information in this notice.

2025 Original Estimate	
1. County and municipal aid	\$48,202.70
2. Utility aid	\$492.23
3. Supplemental county and municipal aid	\$39,923.14
4. Expenditure restraint incentive program	\$0.00
5. Total Estimated 2025 Payments (sum of Lines 1-4)	\$88,618.07

Payment Information

Your local government will receive two distributions in 2025 :

- July 28, 2025: 15% of Line 1, 2, and 3 and 100% of Line 4 (*shown above*)
- November 17, 2025: balance of your 2025 aid payments

County and Municipal Aid

Under state law, the county and municipal aid paid to each county and municipality must be equal to the amount determined in 2012 (sec. 79.036, Wis. Stats.) and adjusted for fallen protective services insurance reimbursement (sec. 79.036(4), Wis. Stats.).

County and Municipal Aid Calculation	
1. Prior year county and municipal aid	\$47,122.37
2. Increase due to sales tax revenue, including adjustments (<i>district changes</i>)	\$1,083.81
3. Fallen protective services insurance adjustment	-\$3.48
4. Fallen protective services insurance reimbursement (<i>reported to DOR</i>)	\$0.00
5. Total County and Municipal Aid (sum of Lines 1-4)	\$48,202.70

Utility Aid

- Under state law, utility aid is distributed to each county and municipality where tax-exempt utility property is located (sec. 79.04, Wis. Stats.)
- Utility companies report utility property information to DOR annually
- DOR uses the provided information to accurately calculate utility aid (*shown below*)

Utility Aid Calculation	
1. Net book value, <i>as of December 31, 2024 (including expected additions/retirements)</i>	\$164,075.00
2. Total net book value payment	\$492.23
3. Minimum payment	\$0.00
4. Megawatt capacity	0.0
5. Megawatt capacity payment	\$0.00
6. Closed/decommissioned production plant (phased down) payment	\$0.00
7. Subtotal (<i>sum of Lines 2, 3, 5 and 6</i>)	\$492.23
8. Population cap	\$228,225.00
9. Adjusted subtotal (<i>lesser of Line 7 or Line 8</i>)	\$492.23
10. Adjacent site incentive payment	\$0.00
11. Baseload incentive payment	\$0.00
12. Co-generation incentive payment	\$0.00
13. Alternative energy incentive payment	\$0.00
14. Total incentive payments (<i>sum of Lines 10 through 13</i>)	\$0.00
15. Spent nuclear fuel payment	\$0.00
16. Total Utility Aid – this is the utility aid payment listed on the front of the estimate (<i>sum of Lines 9, 14 and 15</i>)	\$492.23

Supplemental County and Municipal Aid

- Under state law, supplemental county and municipal aid paid to each county and municipality is determined by 2023 Wisconsin Act 12 (sec. 79.037, Wis. Stats.)
- For detailed information, review [county and municipal aid spreadsheet](#)

Supplemental County and Municipal Aid Calculation	
1. Prior year supplemental county and municipal aid	\$39,025.55
2. Increase due to sales tax revenue including adjustments (<i>district changes</i>)	\$897.59
3. Total Supplemental County and Municipal Aid (<i>sum of Lines 1 and 2</i>)	\$39,923.14

Expenditure Restraint Incentive Program

- Only municipalities are eligible to receive Expenditure Restraint Incentive Program (ERIP) payments
- Under state law, in 2025, each municipality will receive a payment that is equal to the amount of the payment received by the municipality in 2024 (sec. 79.05(4), Wis. Stats., from 2023 WI Act 12 – notwithstanding subs. (2) and (3))

Contact Information

If you have questions, contact us at lgs@wisconsin.gov, (608) 266-8618 or (608) 261-5167.



State of Wisconsin • DEPARTMENT OF REVENUE

DIVISION OF STATE AND LOCAL FINANCE • BUREAU OF LOCAL GOVERNMENT SERVICES • 2135 RIMROCK RD MADISON, WI 53713

Mailing Address:
PO Box 8971 #6-97
Madison WI 53708-8971
Fax: (608) 264-6887
lgs@wisconsin.gov

September 13, 2024

VAN NELSON
TOWN OF BUENA VISTA
29440 US HWY 14
LONE ROCK WI 53556-5088

Notice of Shared Revenue – 2025 Original Estimate

Notice Information

The Wisconsin Department of Revenue (DOR) is providing the **estimated** shared revenue amounts your local government will receive in 2025 under current state law for county and municipal aid, supplemental county and municipal aid, utility aid and the expenditure restraint incentive program. This does not include adjustments, shown on the July and November payment notices.

District	TOWN OF BUENA VISTA	County	RICHLAND	Co-muni code	52-006
-----------------	---------------------	---------------	----------	---------------------	--------

Estimate Information

For an explanation of each aid payment listed below, review the additional information in this notice.

2025 Original Estimate	
1. County and municipal aid	\$62,208.35
2. Utility aid	\$121,887.45
3. Supplemental county and municipal aid	\$61,923.48
4. Expenditure restraint incentive program	\$0.00
5. Total Estimated 2025 Payments (sum of Lines 1-4)	\$246,019.28

Payment Information

Your local government will receive two distributions in 2025 :

- July 28, 2025: 15% of Line 1, 2, and 3 and 100% of Line 4 (*shown above*)
- November 17, 2025: balance of your 2025 aid payments

County and Municipal Aid

Under state law, the county and municipal aid paid to each county and municipality must be equal to the amount determined in 2012 (sec. 79.036, Wis. Stats.) and adjusted for fallen protective services insurance reimbursement (sec. 79.036(4), Wis. Stats.).

County and Municipal Aid Calculation	
1. Prior year county and municipal aid	\$60,814.12
2. Increase due to sales tax revenue, including adjustments (<i>district changes</i>)	\$1,398.72
3. Fallen protective services insurance adjustment	-\$4.49
4. Fallen protective services insurance reimbursement (<i>reported to DOR</i>)	\$0.00
5. Total County and Municipal Aid (sum of Lines 1-4)	\$62,208.35

Utility Aid

- Under state law, utility aid is distributed to each county and municipality where tax-exempt utility property is located (sec. 79.04, Wis. Stats.)
- Utility companies report utility property information to DOR annually
- DOR uses the provided information to accurately calculate utility aid (*shown below*)

Utility Aid Calculation	
1. Net book value, <i>as of December 31, 2024 (including expected additions/retirements)</i>	\$4,518,036.00
2. Total net book value payment	\$13,554.11
3. Minimum payment	\$0.00
4. Megawatt capacity	50.0
5. Megawatt capacity payment	\$33,333.34
6. Closed/decommissioned production plant (phased down) payment	\$0.00
7. Subtotal (<i>sum of Lines 2, 3, 5 and 6</i>)	\$46,887.45
8. Population cap	\$774,350.00
9. Adjusted subtotal (<i>lesser of Line 7 or Line 8</i>)	\$46,887.45
10. Adjacent site incentive payment	\$0.00
11. Baseload incentive payment	\$0.00
12. Co-generation incentive payment	\$0.00
13. Alternative energy incentive payment	\$75,000.00
14. Total incentive payments (<i>sum of Lines 10 through 13</i>)	\$75,000.00
15. Spent nuclear fuel payment	\$0.00
16. Total Utility Aid – this is the utility aid payment listed on the front of the estimate (<i>sum of Lines 9, 14 and 15</i>)	\$121,887.45

Supplemental County and Municipal Aid

- Under state law, supplemental county and municipal aid paid to each county and municipality is determined by 2023 Wisconsin Act 12 (sec. 79.037, Wis. Stats.)
- For detailed information, review [county and municipal aid spreadsheet](#)

Supplemental County and Municipal Aid Calculation	
1. Prior year supplemental county and municipal aid	\$60,531.26
2. Increase due to sales tax revenue including adjustments (<i>district changes</i>)	\$1,392.22
3. Total Supplemental County and Municipal Aid (<i>sum of Lines 1 and 2</i>)	\$61,923.48

Expenditure Restraint Incentive Program

- Only municipalities are eligible to receive Expenditure Restraint Incentive Program (ERIP) payments
- Under state law, in 2025, each municipality will receive a payment that is equal to the amount of the payment received by the municipality in 2024 (sec. 79.05(4), Wis. Stats., from 2023 WI Act 12 – notwithstanding subs. (2) and (3))

Contact Information

If you have questions, contact us at lgs@wisconsin.gov, (608) 266-8618 or (608) 261-5167.



State of Wisconsin • DEPARTMENT OF REVENUE

DIVISION OF STATE AND LOCAL FINANCE • BUREAU OF LOCAL GOVERNMENT SERVICES • 2135 RIMROCK RD MADISON, WI 53713

Mailing Address:
PO Box 8971 #6-97
Madison WI 53708-8971
Fax: (608) 264-6887
lgs@wisconsin.gov

September 13, 2024

JESSICA LAESEKE
TOWN OF DAYTON
25089 FIVE POINTS DR
BLUE RIVER WI 53518

Notice of Shared Revenue – 2025 Original Estimate

Notice Information

The Wisconsin Department of Revenue (DOR) is providing the **estimated** shared revenue amounts your local government will receive in 2025 under current state law for county and municipal aid, supplemental county and municipal aid, utility aid and the expenditure restraint incentive program. This does not include adjustments, shown on the July and November payment notices.

District	TOWN OF DAYTON	County	RICHLAND	Co-muni code	52-008
-----------------	----------------	---------------	----------	---------------------	--------

Estimate Information

For an explanation of each aid payment listed below, review the additional information in this notice.

2025 Original Estimate	
1. County and municipal aid	\$47,715.16
2. Utility aid	\$1,260.85
3. Supplemental county and municipal aid	\$43,996.12
4. Expenditure restraint incentive program	\$0.00
5. Total Estimated 2025 Payments (sum of Lines 1-4)	\$92,972.13

Payment Information

Your local government will receive two distributions in 2025 :

- July 28, 2025: 15% of Line 1, 2, and 3 and 100% of Line 4 (*shown above*)
- November 17, 2025: balance of your 2025 aid payments

County and Municipal Aid

Under state law, the county and municipal aid paid to each county and municipality must be equal to the amount determined in 2012 (sec. 79.036, Wis. Stats.) and adjusted for fallen protective services insurance reimbursement (sec. 79.036(4), Wis. Stats.).

County and Municipal Aid Calculation	
1. Prior year county and municipal aid	\$46,645.76
2. Increase due to sales tax revenue, including adjustments (<i>district changes</i>)	\$1,072.85
3. Fallen protective services insurance adjustment	-\$3.45
4. Fallen protective services insurance reimbursement (<i>reported to DOR</i>)	\$0.00
5. Total County and Municipal Aid (sum of Lines 1-4)	\$47,715.16

Utility Aid

- Under state law, utility aid is distributed to each county and municipality where tax-exempt utility property is located (sec. 79.04, Wis. Stats.)
- Utility companies report utility property information to DOR annually
- DOR uses the provided information to accurately calculate utility aid (*shown below*)

Utility Aid Calculation	
1. Net book value, as of December 31, 2024 (including expected additions/retirements)	\$420,284.00
2. Total net book value payment	\$1,260.85
3. Minimum payment	\$0.00
4. Megawatt capacity	0.0
5. Megawatt capacity payment	\$0.00
6. Closed/decommissioned production plant (phased down) payment	\$0.00
7. Subtotal (sum of Lines 2, 3, 5 and 6)	\$1,260.85
8. Population cap	\$324,275.00
9. Adjusted subtotal (lesser of Line 7 or Line 8)	\$1,260.85
10. Adjacent site incentive payment	\$0.00
11. Baseload incentive payment	\$0.00
12. Co-generation incentive payment	\$0.00
13. Alternative energy incentive payment	\$0.00
14. Total incentive payments (sum of Lines 10 through 13)	\$0.00
15. Spent nuclear fuel payment	\$0.00
16. Total Utility Aid – this is the utility aid payment listed on the front of the estimate (sum of Lines 9, 14 and 15)	\$1,260.85

Supplemental County and Municipal Aid

- Under state law, supplemental county and municipal aid paid to each county and municipality is determined by 2023 Wisconsin Act 12 (sec. 79.037, Wis. Stats.)
- For detailed information, review [county and municipal aid spreadsheet](#)

Supplemental County and Municipal Aid Calculation	
1. Prior year supplemental county and municipal aid	\$43,006.96
2. Increase due to sales tax revenue including adjustments (district changes)	\$989.16
3. Total Supplemental County and Municipal Aid (sum of Lines 1 and 2)	\$43,996.12

Expenditure Restraint Incentive Program

- Only municipalities are eligible to receive Expenditure Restraint Incentive Program (ERIP) payments
- Under state law, in 2025, each municipality will receive a payment that is equal to the amount of the payment received by the municipality in 2024 (sec. 79.05(4), Wis. Stats., from 2023 WI Act 12 – notwithstanding subs. (2) and (3))

Contact Information

If you have questions, contact us at lgs@wisconsin.gov, (608) 266-8618 or (608) 261-5167.



State of Wisconsin • DEPARTMENT OF REVENUE

DIVISION OF STATE AND LOCAL FINANCE • BUREAU OF LOCAL GOVERNMENT SERVICES • 2135 RIMROCK RD MADISON, WI 53713

Mailing Address:
PO Box 8971 #6-97
Madison WI 53708-8971
Fax: (608) 264-6887
lgs@wisconsin.gov

September 13, 2024

BOBBI ANN GOPLIN
TOWN OF EAGLE
19099 CROSSOVER RD
MUSCODA WI 53573-5433

Notice of Shared Revenue – 2025 Original Estimate

Notice Information

The Wisconsin Department of Revenue (DOR) is providing the **estimated** shared revenue amounts your local government will receive in 2025 under current state law for county and municipal aid, supplemental county and municipal aid, utility aid and the expenditure restraint incentive program. This does not include adjustments, shown on the July and November payment notices.

District	TOWN OF EAGLE	County	RICHLAND	Co-muni code	52-010
-----------------	---------------	---------------	----------	---------------------	--------

Estimate Information

For an explanation of each aid payment listed below, review the additional information in this notice.

2025 Original Estimate	
1. County and municipal aid	\$34,973.50
2. Utility aid	\$327.31
3. Supplemental county and municipal aid	\$39,149.65
4. Expenditure restraint incentive program	\$0.00
5. Total Estimated 2025 Payments (sum of Lines 1-4)	\$74,450.46

Payment Information

Your local government will receive two distributions in 2025 :

- July 28, 2025: 15% of Line 1, 2, and 3 and 100% of Line 4 (*shown above*)
- November 17, 2025: balance of your 2025 aid payments

County and Municipal Aid

Under state law, the county and municipal aid paid to each county and municipality must be equal to the amount determined in 2012 (sec. 79.036, Wis. Stats.) and adjusted for fallen protective services insurance reimbursement (sec. 79.036(4), Wis. Stats.).

County and Municipal Aid Calculation	
1. Prior year county and municipal aid	\$34,189.67
2. Increase due to sales tax revenue, including adjustments (<i>district changes</i>)	\$786.36
3. Fallen protective services insurance adjustment	-\$2.53
4. Fallen protective services insurance reimbursement (<i>reported to DOR</i>)	\$0.00
5. Total County and Municipal Aid (sum of Lines 1-4)	\$34,973.50

Utility Aid

- Under state law, utility aid is distributed to each county and municipality where tax-exempt utility property is located (sec. 79.04, Wis. Stats.)
- Utility companies report utility property information to DOR annually
- DOR uses the provided information to accurately calculate utility aid (*shown below*)

Utility Aid Calculation	
1. Net book value, <i>as of December 31, 2024 (including expected additions/retirements)</i>	\$109,104.00
2. Total net book value payment	\$327.31
3. Minimum payment	\$0.00
4. Megawatt capacity	0.0
5. Megawatt capacity payment	\$0.00
6. Closed/decommissioned production plant (phased down) payment	\$0.00
7. Subtotal (<i>sum of Lines 2, 3, 5 and 6</i>)	\$327.31
8. Population cap	\$206,550.00
9. Adjusted subtotal (<i>lesser of Line 7 or Line 8</i>)	\$327.31
10. Adjacent site incentive payment	\$0.00
11. Baseload incentive payment	\$0.00
12. Co-generation incentive payment	\$0.00
13. Alternative energy incentive payment	\$0.00
14. Total incentive payments (<i>sum of Lines 10 through 13</i>)	\$0.00
15. Spent nuclear fuel payment	\$0.00
16. Total Utility Aid – this is the utility aid payment listed on the front of the estimate (<i>sum of Lines 9, 14 and 15</i>)	\$327.31

Supplemental County and Municipal Aid

- Under state law, supplemental county and municipal aid paid to each county and municipality is determined by 2023 Wisconsin Act 12 (sec. 79.037, Wis. Stats.)
- For detailed information, review [county and municipal aid spreadsheet](#)

Supplemental County and Municipal Aid Calculation	
1. Prior year supplemental county and municipal aid	\$38,269.45
2. Increase due to sales tax revenue including adjustments (<i>district changes</i>)	\$880.20
3. Total Supplemental County and Municipal Aid (<i>sum of Lines 1 and 2</i>)	\$39,149.65

Expenditure Restraint Incentive Program

- Only municipalities are eligible to receive Expenditure Restraint Incentive Program (ERIP) payments
- Under state law, in 2025, each municipality will receive a payment that is equal to the amount of the payment received by the municipality in 2024 (sec. 79.05(4), Wis. Stats., from 2023 WI Act 12 – notwithstanding subs. (2) and (3))

Contact Information

If you have questions, contact us at lgs@wisconsin.gov, (608) 266-8618 or (608) 261-5167.



State of Wisconsin • DEPARTMENT OF REVENUE

DIVISION OF STATE AND LOCAL FINANCE • BUREAU OF LOCAL GOVERNMENT SERVICES • 2135 RIMROCK RD MADISON, WI 53713

Mailing Address:
PO Box 8971 #6-97
Madison WI 53708-8971
Fax: (608) 264-6887
lgs@wisconsin.gov

September 13, 2024

LYNETTE OWENS
TOWN OF FOREST
12725 COUNTY HWY MM
VIOLA WI 54664

Notice of Shared Revenue – 2025 Original Estimate

Notice Information

The Wisconsin Department of Revenue (DOR) is providing the **estimated** shared revenue amounts your local government will receive in 2025 under current state law for county and municipal aid, supplemental county and municipal aid, utility aid and the expenditure restraint incentive program. This does not include adjustments, shown on the July and November payment notices.

District	TOWN OF FOREST	County	RICHLAND	Co-muni code	52-012
-----------------	----------------	---------------	----------	---------------------	--------

Estimate Information

For an explanation of each aid payment listed below, review the additional information in this notice.

2025 Original Estimate	
1. County and municipal aid	\$19,327.49
2. Utility aid	\$1,007.31
3. Supplemental county and municipal aid	\$36,502.27
4. Expenditure restraint incentive program	\$0.00
5. Total Estimated 2025 Payments (sum of Lines 1-4)	\$56,837.07

Payment Information

Your local government will receive two distributions in 2025 :

- July 28, 2025: 15% of Line 1, 2, and 3 and 100% of Line 4 (*shown above*)
- November 17, 2025: balance of your 2025 aid payments

County and Municipal Aid

Under state law, the county and municipal aid paid to each county and municipality must be equal to the amount determined in 2012 (sec. 79.036, Wis. Stats.) and adjusted for fallen protective services insurance reimbursement (sec. 79.036(4), Wis. Stats.).

County and Municipal Aid Calculation	
1. Prior year county and municipal aid	\$18,894.32
2. Increase due to sales tax revenue, including adjustments (<i>district changes</i>)	\$434.57
3. Fallen protective services insurance adjustment	-\$1.40
4. Fallen protective services insurance reimbursement (<i>reported to DOR</i>)	\$0.00
5. Total County and Municipal Aid (sum of Lines 1-4)	\$19,327.49

Utility Aid

- Under state law, utility aid is distributed to each county and municipality where tax-exempt utility property is located (sec. 79.04, Wis. Stats.)
- Utility companies report utility property information to DOR annually
- DOR uses the provided information to accurately calculate utility aid (*shown below*)

Utility Aid Calculation	
1. Net book value, <i>as of December 31, 2024 (including expected additions/retirements)</i>	\$335,769.00
2. Total net book value payment	\$1,007.31
3. Minimum payment	\$0.00
4. Megawatt capacity	0.0
5. Megawatt capacity payment	\$0.00
6. Closed/decommissioned production plant (phased down) payment	\$0.00
7. Subtotal (<i>sum of Lines 2, 3, 5 and 6</i>)	\$1,007.31
8. Population cap	\$145,350.00
9. Adjusted subtotal (<i>lesser of Line 7 or Line 8</i>)	\$1,007.31
10. Adjacent site incentive payment	\$0.00
11. Baseload incentive payment	\$0.00
12. Co-generation incentive payment	\$0.00
13. Alternative energy incentive payment	\$0.00
14. Total incentive payments (<i>sum of Lines 10 through 13</i>)	\$0.00
15. Spent nuclear fuel payment	\$0.00
16. Total Utility Aid – this is the utility aid payment listed on the front of the estimate (<i>sum of Lines 9, 14 and 15</i>)	\$1,007.31

Supplemental County and Municipal Aid

- Under state law, supplemental county and municipal aid paid to each county and municipality is determined by 2023 Wisconsin Act 12 (sec. 79.037, Wis. Stats.)
- For detailed information, review [county and municipal aid spreadsheet](#)

Supplemental County and Municipal Aid Calculation	
1. Prior year supplemental county and municipal aid	\$35,681.59
2. Increase due to sales tax revenue including adjustments (<i>district changes</i>)	\$820.68
3. Total Supplemental County and Municipal Aid (<i>sum of Lines 1 and 2</i>)	\$36,502.27

Expenditure Restraint Incentive Program

- Only municipalities are eligible to receive Expenditure Restraint Incentive Program (ERIP) payments
- Under state law, in 2025, each municipality will receive a payment that is equal to the amount of the payment received by the municipality in 2024 (sec. 79.05(4), Wis. Stats., from 2023 WI Act 12 – notwithstanding subs. (2) and (3))

Contact Information

If you have questions, contact us at lgs@wisconsin.gov, (608) 266-8618 or (608) 261-5167.



State of Wisconsin • DEPARTMENT OF REVENUE

DIVISION OF STATE AND LOCAL FINANCE • BUREAU OF LOCAL GOVERNMENT SERVICES • 2135 RIMROCK RD MADISON, WI 53713

Mailing Address:
PO Box 8971 #6-97
Madison WI 53708-8971
Fax: (608) 264-6887
lgs@wisconsin.gov

September 13, 2024

RACHAEL AIDE
TOWN OF HENRIETTA
15814 CROFTON DR
RICHLAND CENTER WI 53581

Notice of Shared Revenue – 2025 Original Estimate

Notice Information

The Wisconsin Department of Revenue (DOR) is providing the **estimated** shared revenue amounts your local government will receive in 2025 under current state law for county and municipal aid, supplemental county and municipal aid, utility aid and the expenditure restraint incentive program. This does not include adjustments, shown on the July and November payment notices.

District	TOWN OF HENRIETTA	County	RICHLAND	Co-muni code	52-014
-----------------	-------------------	---------------	----------	---------------------	--------

Estimate Information

For an explanation of each aid payment listed below, review the additional information in this notice.

2025 Original Estimate	
1. County and municipal aid	\$62,917.44
2. Utility aid	\$0.00
3. Supplemental county and municipal aid	\$38,204.21
4. Expenditure restraint incentive program	\$0.00
5. Total Estimated 2025 Payments (sum of Lines 1-4)	\$101,121.65

Payment Information

Your local government will receive two distributions in 2025 :

- July 28, 2025: 15% of Line 1, 2, and 3 and 100% of Line 4 (*shown above*)
- November 17, 2025: balance of your 2025 aid payments

County and Municipal Aid

Under state law, the county and municipal aid paid to each county and municipality must be equal to the amount determined in 2012 (sec. 79.036, Wis. Stats.) and adjusted for fallen protective services insurance reimbursement (sec. 79.036(4), Wis. Stats.).

County and Municipal Aid Calculation	
1. Prior year county and municipal aid	\$61,507.32
2. Increase due to sales tax revenue, including adjustments (<i>district changes</i>)	\$1,414.67
3. Fallen protective services insurance adjustment	-\$4.55
4. Fallen protective services insurance reimbursement (<i>reported to DOR</i>)	\$0.00
5. Total County and Municipal Aid (sum of Lines 1-4)	\$62,917.44

Utility Aid

- Under state law, utility aid is distributed to each county and municipality where tax-exempt utility property is located (sec. 79.04, Wis. Stats.)
- Utility companies report utility property information to DOR annually
- DOR uses the provided information to accurately calculate utility aid (*shown below*)

Utility Aid Calculation	
1. Net book value, <i>as of December 31, 2024 (including expected additions/retirements)</i>	\$0.00
2. Total net book value payment	\$0.00
3. Minimum payment	\$0.00
4. Megawatt capacity	0.0
5. Megawatt capacity payment	\$0.00
6. Closed/decommissioned production plant (phased down) payment	\$0.00
7. Subtotal (<i>sum of Lines 2, 3, 5 and 6</i>)	\$0.00
8. Population cap	\$183,175.00
9. Adjusted subtotal (<i>lesser of Line 7 or Line 8</i>)	\$0.00
10. Adjacent site incentive payment	\$0.00
11. Baseload incentive payment	\$0.00
12. Co-generation incentive payment	\$0.00
13. Alternative energy incentive payment	\$0.00
14. Total incentive payments (<i>sum of Lines 10 through 13</i>)	\$0.00
15. Spent nuclear fuel payment	\$0.00
16. Total Utility Aid – this is the utility aid payment listed on the front of the estimate (<i>sum of Lines 9, 14 and 15</i>)	\$0.00

Supplemental County and Municipal Aid

- Under state law, supplemental county and municipal aid paid to each county and municipality is determined by 2023 Wisconsin Act 12 (sec. 79.037, Wis. Stats.)
- For detailed information, review [county and municipal aid spreadsheet](#)

Supplemental County and Municipal Aid Calculation	
1. Prior year supplemental county and municipal aid	\$37,345.27
2. Increase due to sales tax revenue including adjustments (<i>district changes</i>)	\$858.94
3. Total Supplemental County and Municipal Aid (<i>sum of Lines 1 and 2</i>)	\$38,204.21

Expenditure Restraint Incentive Program

- Only municipalities are eligible to receive Expenditure Restraint Incentive Program (ERIP) payments
- Under state law, in 2025, each municipality will receive a payment that is equal to the amount of the payment received by the municipality in 2024 (sec. 79.05(4), Wis. Stats., from 2023 WI Act 12 – notwithstanding subs. (2) and (3))

Contact Information

If you have questions, contact us at lgs@wisconsin.gov, (608) 266-8618 or (608) 261-5167.



State of Wisconsin • DEPARTMENT OF REVENUE

DIVISION OF STATE AND LOCAL FINANCE • BUREAU OF LOCAL GOVERNMENT SERVICES • 2135 RIMROCK RD MADISON, WI 53713

Mailing Address:
PO Box 8971 #6-97
Madison WI 53708-8971
Fax: (608) 264-6887
lgs@wisconsin.gov

September 13, 2024

SHEILA KITSEMBEL
TOWN OF ITHACA
29475 NEBRASKA RD.
RICHLAND CENTER WI 53581-6645

Notice of Shared Revenue – 2025 Original Estimate

Notice Information

The Wisconsin Department of Revenue (DOR) is providing the **estimated** shared revenue amounts your local government will receive in 2025 under current state law for county and municipal aid, supplemental county and municipal aid, utility aid and the expenditure restraint incentive program. This does not include adjustments, shown on the July and November payment notices.

District	TOWN OF ITHACA	County	RICHLAND	Co-muni code	52-016
-----------------	----------------	---------------	----------	---------------------	--------

Estimate Information

For an explanation of each aid payment listed below, review the additional information in this notice.

2025 Original Estimate	
1. County and municipal aid	\$42,907.24
2. Utility aid	\$0.00
3. Supplemental county and municipal aid	\$41,641.84
4. Expenditure restraint incentive program	\$0.00
5. Total Estimated 2025 Payments (sum of Lines 1-4)	\$84,549.08

Payment Information

Your local government will receive two distributions in 2025 :

- July 28, 2025: 15% of Line 1, 2, and 3 and 100% of Line 4 (*shown above*)
- November 17, 2025: balance of your 2025 aid payments

County and Municipal Aid

Under state law, the county and municipal aid paid to each county and municipality must be equal to the amount determined in 2012 (sec. 79.036, Wis. Stats.) and adjusted for fallen protective services insurance reimbursement (sec. 79.036(4), Wis. Stats.).

County and Municipal Aid Calculation	
1. Prior year county and municipal aid	\$41,945.59
2. Increase due to sales tax revenue, including adjustments (<i>district changes</i>)	\$964.75
3. Fallen protective services insurance adjustment	-\$3.10
4. Fallen protective services insurance reimbursement (<i>reported to DOR</i>)	\$0.00
5. Total County and Municipal Aid (sum of Lines 1-4)	\$42,907.24

Utility Aid

- Under state law, utility aid is distributed to each county and municipality where tax-exempt utility property is located (sec. 79.04, Wis. Stats.)
- Utility companies report utility property information to DOR annually
- DOR uses the provided information to accurately calculate utility aid (*shown below*)

Utility Aid Calculation	
1. Net book value, <i>as of December 31, 2024 (including expected additions/retirements)</i>	\$0.00
2. Total net book value payment	\$0.00
3. Minimum payment	\$0.00
4. Megawatt capacity	0.0
5. Megawatt capacity payment	\$0.00
6. Closed/decommissioned production plant (phased down) payment	\$0.00
7. Subtotal (<i>sum of Lines 2, 3, 5 and 6</i>)	\$0.00
8. Population cap	\$269,025.00
9. Adjusted subtotal (<i>lesser of Line 7 or Line 8</i>)	\$0.00
10. Adjacent site incentive payment	\$0.00
11. Baseload incentive payment	\$0.00
12. Co-generation incentive payment	\$0.00
13. Alternative energy incentive payment	\$0.00
14. Total incentive payments (<i>sum of Lines 10 through 13</i>)	\$0.00
15. Spent nuclear fuel payment	\$0.00
16. Total Utility Aid – this is the utility aid payment listed on the front of the estimate (<i>sum of Lines 9, 14 and 15</i>)	\$0.00

Supplemental County and Municipal Aid

- Under state law, supplemental county and municipal aid paid to each county and municipality is determined by 2023 Wisconsin Act 12 (sec. 79.037, Wis. Stats.)
- For detailed information, review [county and municipal aid spreadsheet](#)

Supplemental County and Municipal Aid Calculation	
1. Prior year supplemental county and municipal aid	\$40,705.61
2. Increase due to sales tax revenue including adjustments (<i>district changes</i>)	\$936.23
3. Total Supplemental County and Municipal Aid (<i>sum of Lines 1 and 2</i>)	\$41,641.84

Expenditure Restraint Incentive Program

- Only municipalities are eligible to receive Expenditure Restraint Incentive Program (ERIP) payments
- Under state law, in 2025, each municipality will receive a payment that is equal to the amount of the payment received by the municipality in 2024 (sec. 79.05(4), Wis. Stats., from 2023 WI Act 12 – notwithstanding subs. (2) and (3))

Contact Information

If you have questions, contact us at lgs@wisconsin.gov, (608) 266-8618 or (608) 261-5167.



State of Wisconsin • DEPARTMENT OF REVENUE

DIVISION OF STATE AND LOCAL FINANCE • BUREAU OF LOCAL GOVERNMENT SERVICES • 2135 RIMROCK RD MADISON, WI 53713

Mailing Address:
PO Box 8971 #6-97
Madison WI 53708-8971
Fax: (608) 264-6887
lgs@wisconsin.gov

September 13, 2024

KATHERINE BERNER
TOWN OF MARSHALL
20665 CRIBBEN HILL DR.
RICHLAND CENTER WI 53581-8576

Notice of Shared Revenue – 2025 Original Estimate

Notice Information

The Wisconsin Department of Revenue (DOR) is providing the **estimated** shared revenue amounts your local government will receive in 2025 under current state law for county and municipal aid, supplemental county and municipal aid, utility aid and the expenditure restraint incentive program. This does not include adjustments, shown on the July and November payment notices.

District	TOWN OF MARSHALL	County	RICHLAND	Co-muni code	52-018
-----------------	------------------	---------------	----------	---------------------	--------

Estimate Information

For an explanation of each aid payment listed below, review the additional information in this notice.

2025 Original Estimate	
1. County and municipal aid	\$41,480.04
2. Utility aid	\$0.00
3. Supplemental county and municipal aid	\$39,923.14
4. Expenditure restraint incentive program	\$0.00
5. Total Estimated 2025 Payments (sum of Lines 1-4)	\$81,403.18

Payment Information

Your local government will receive two distributions in 2025 :

- July 28, 2025: 15% of Line 1, 2, and 3 and 100% of Line 4 (*shown above*)
- November 17, 2025: balance of your 2025 aid payments

County and Municipal Aid

Under state law, the county and municipal aid paid to each county and municipality must be equal to the amount determined in 2012 (sec. 79.036, Wis. Stats.) and adjusted for fallen protective services insurance reimbursement (sec. 79.036(4), Wis. Stats.).

County and Municipal Aid Calculation	
1. Prior year county and municipal aid	\$40,550.38
2. Increase due to sales tax revenue, including adjustments (<i>district changes</i>)	\$932.66
3. Fallen protective services insurance adjustment	-\$3.00
4. Fallen protective services insurance reimbursement (<i>reported to DOR</i>)	\$0.00
5. Total County and Municipal Aid (sum of Lines 1-4)	\$41,480.04

Utility Aid

- Under state law, utility aid is distributed to each county and municipality where tax-exempt utility property is located (sec. 79.04, Wis. Stats.)
- Utility companies report utility property information to DOR annually
- DOR uses the provided information to accurately calculate utility aid (*shown below*)

Utility Aid Calculation	
1. Net book value, <i>as of December 31, 2024 (including expected additions/retirements)</i>	\$0.00
2. Total net book value payment	\$0.00
3. Minimum payment	\$0.00
4. Megawatt capacity	0.0
5. Megawatt capacity payment	\$0.00
6. Closed/decommissioned production plant (phased down) payment	\$0.00
7. Subtotal (<i>sum of Lines 2, 3, 5 and 6</i>)	\$0.00
8. Population cap	\$226,950.00
9. Adjusted subtotal (<i>lesser of Line 7 or Line 8</i>)	\$0.00
10. Adjacent site incentive payment	\$0.00
11. Baseload incentive payment	\$0.00
12. Co-generation incentive payment	\$0.00
13. Alternative energy incentive payment	\$0.00
14. Total incentive payments (<i>sum of Lines 10 through 13</i>)	\$0.00
15. Spent nuclear fuel payment	\$0.00
16. Total Utility Aid – this is the utility aid payment listed on the front of the estimate (<i>sum of Lines 9, 14 and 15</i>)	\$0.00

Supplemental County and Municipal Aid

- Under state law, supplemental county and municipal aid paid to each county and municipality is determined by 2023 Wisconsin Act 12 (sec. 79.037, Wis. Stats.)
- For detailed information, review [county and municipal aid spreadsheet](#)

Supplemental County and Municipal Aid Calculation	
1. Prior year supplemental county and municipal aid	\$39,025.55
2. Increase due to sales tax revenue including adjustments (<i>district changes</i>)	\$897.59
3. Total Supplemental County and Municipal Aid (<i>sum of Lines 1 and 2</i>)	\$39,923.14

Expenditure Restraint Incentive Program

- Only municipalities are eligible to receive Expenditure Restraint Incentive Program (ERIP) payments
- Under state law, in 2025, each municipality will receive a payment that is equal to the amount of the payment received by the municipality in 2024 (sec. 79.05(4), Wis. Stats., from 2023 WI Act 12 – notwithstanding subs. (2) and (3))

Contact Information

If you have questions, contact us at lgs@wisconsin.gov, (608) 266-8618 or (608) 261-5167.



State of Wisconsin • DEPARTMENT OF REVENUE

DIVISION OF STATE AND LOCAL FINANCE • BUREAU OF LOCAL GOVERNMENT SERVICES • 2135 RIMROCK RD MADISON, WI 53713

Mailing Address:
PO Box 8971 #6-97
Madison WI 53708-8971
Fax: (608) 264-6887
lgs@wisconsin.gov

September 13, 2024

DIANE PARDUHN
TOWN OF ORION
PO BOX 506
MUSCODA WI 53573

Notice of Shared Revenue – 2025 Original Estimate

Notice Information

The Wisconsin Department of Revenue (DOR) is providing the **estimated** shared revenue amounts your local government will receive in 2025 under current state law for county and municipal aid, supplemental county and municipal aid, utility aid and the expenditure restraint incentive program. This does not include adjustments, shown on the July and November payment notices.

District	TOWN OF ORION	County	RICHLAND	Co-muni code	52-020
-----------------	---------------	---------------	----------	---------------------	--------

Estimate Information

For an explanation of each aid payment listed below, review the additional information in this notice.

2025 Original Estimate	
1. County and municipal aid	\$26,777.59
2. Utility aid	\$139.26
3. Supplemental county and municipal aid	\$40,026.27
4. Expenditure restraint incentive program	\$0.00
5. Total Estimated 2025 Payments (sum of Lines 1-4)	\$66,943.12

Payment Information

Your local government will receive two distributions in 2025 :

- July 28, 2025: 15% of Line 1, 2, and 3 and 100% of Line 4 (*shown above*)
- November 17, 2025: balance of your 2025 aid payments

County and Municipal Aid

Under state law, the county and municipal aid paid to each county and municipality must be equal to the amount determined in 2012 (sec. 79.036, Wis. Stats.) and adjusted for fallen protective services insurance reimbursement (sec. 79.036(4), Wis. Stats.).

County and Municipal Aid Calculation	
1. Prior year county and municipal aid	\$26,177.44
2. Increase due to sales tax revenue, including adjustments (<i>district changes</i>)	\$602.08
3. Fallen protective services insurance adjustment	-\$1.93
4. Fallen protective services insurance reimbursement (<i>reported to DOR</i>)	\$0.00
5. Total County and Municipal Aid (sum of Lines 1-4)	\$26,777.59

Utility Aid

- Under state law, utility aid is distributed to each county and municipality where tax-exempt utility property is located (sec. 79.04, Wis. Stats.)
- Utility companies report utility property information to DOR annually
- DOR uses the provided information to accurately calculate utility aid (*shown below*)

Utility Aid Calculation	
1. Net book value, <i>as of December 31, 2024 (including expected additions/retirements)</i>	\$46,421.00
2. Total net book value payment	\$139.26
3. Minimum payment	\$0.00
4. Megawatt capacity	0.0
5. Megawatt capacity payment	\$0.00
6. Closed/decommissioned production plant (phased down) payment	\$0.00
7. Subtotal (<i>sum of Lines 2, 3, 5 and 6</i>)	\$139.26
8. Population cap	\$228,225.00
9. Adjusted subtotal (<i>lesser of Line 7 or Line 8</i>)	\$139.26
10. Adjacent site incentive payment	\$0.00
11. Baseload incentive payment	\$0.00
12. Co-generation incentive payment	\$0.00
13. Alternative energy incentive payment	\$0.00
14. Total incentive payments (<i>sum of Lines 10 through 13</i>)	\$0.00
15. Spent nuclear fuel payment	\$0.00
16. Total Utility Aid – this is the utility aid payment listed on the front of the estimate <i>(sum of Lines 9, 14 and 15)</i>	\$139.26

Supplemental County and Municipal Aid

- Under state law, supplemental county and municipal aid paid to each county and municipality is determined by 2023 Wisconsin Act 12 (sec. 79.037, Wis. Stats.)
- For detailed information, review [county and municipal aid spreadsheet](#)

Supplemental County and Municipal Aid Calculation	
1. Prior year supplemental county and municipal aid	\$39,126.36
2. Increase due to sales tax revenue including adjustments (<i>district changes</i>)	\$899.91
3. Total Supplemental County and Municipal Aid (<i>sum of Lines 1 and 2</i>)	\$40,026.27

Expenditure Restraint Incentive Program

- Only municipalities are eligible to receive Expenditure Restraint Incentive Program (ERIP) payments
- Under state law, in 2025, each municipality will receive a payment that is equal to the amount of the payment received by the municipality in 2024 (sec. 79.05(4), Wis. Stats., from 2023 WI Act 12 – notwithstanding subs. (2) and (3))

Contact Information

If you have questions, contact us at lgs@wisconsin.gov, (608) 266-8618 or (608) 261-5167.



State of Wisconsin • DEPARTMENT OF REVENUE

DIVISION OF STATE AND LOCAL FINANCE • BUREAU OF LOCAL GOVERNMENT SERVICES • 2135 RIMROCK RD MADISON, WI 53713

Mailing Address:
PO Box 8971 #6-97
Madison WI 53708-8971
Fax: (608) 264-6887
lgs@wisconsin.gov

September 13, 2024

KAYLA WILLIAMS
TOWN OF RICHLAND
23076 THREE SPRINGS LN
RICHLAND CENTER WI 53581

Notice of Shared Revenue – 2025 Original Estimate

Notice Information

The Wisconsin Department of Revenue (DOR) is providing the **estimated** shared revenue amounts your local government will receive in 2025 under current state law for county and municipal aid, supplemental county and municipal aid, utility aid and the expenditure restraint incentive program. This does not include adjustments, shown on the July and November payment notices.

District	TOWN OF RICHLAND	County	RICHLAND	Co-muni code	52-022
-----------------	------------------	---------------	----------	---------------------	--------

Estimate Information

For an explanation of each aid payment listed below, review the additional information in this notice.

2025 Original Estimate	
1. County and municipal aid	\$38,599.15
2. Utility aid	\$1,484.02
3. Supplemental county and municipal aid	\$50,919.14
4. Expenditure restraint incentive program	\$0.00
5. Total Estimated 2025 Payments (sum of Lines 1-4)	\$91,002.31

Payment Information

Your local government will receive two distributions in 2025 :

- July 28, 2025: 15% of Line 1, 2, and 3 and 100% of Line 4 (*shown above*)
- November 17, 2025: balance of your 2025 aid payments

County and Municipal Aid

Under state law, the county and municipal aid paid to each county and municipality must be equal to the amount determined in 2012 (sec. 79.036, Wis. Stats.) and adjusted for fallen protective services insurance reimbursement (sec. 79.036(4), Wis. Stats.).

County and Municipal Aid Calculation	
1. Prior year county and municipal aid	\$37,734.06
2. Increase due to sales tax revenue, including adjustments (<i>district changes</i>)	\$867.88
3. Fallen protective services insurance adjustment	-\$2.79
4. Fallen protective services insurance reimbursement (<i>reported to DOR</i>)	\$0.00
5. Total County and Municipal Aid (sum of Lines 1-4)	\$38,599.15

Utility Aid

- Under state law, utility aid is distributed to each county and municipality where tax-exempt utility property is located (sec. 79.04, Wis. Stats.)
- Utility companies report utility property information to DOR annually
- DOR uses the provided information to accurately calculate utility aid (*shown below*)

Utility Aid Calculation	
1. Net book value, as of December 31, 2024 (including expected additions/retirements)	\$494,674.00
2. Total net book value payment	\$1,484.02
3. Minimum payment	\$0.00
4. Megawatt capacity	0.0
5. Megawatt capacity payment	\$0.00
6. Closed/decommissioned production plant (phased down) payment	\$0.00
7. Subtotal (sum of Lines 2, 3, 5 and 6)	\$1,484.02
8. Population cap	\$492,150.00
9. Adjusted subtotal (lesser of Line 7 or Line 8)	\$1,484.02
10. Adjacent site incentive payment	\$0.00
11. Baseload incentive payment	\$0.00
12. Co-generation incentive payment	\$0.00
13. Alternative energy incentive payment	\$0.00
14. Total incentive payments (sum of Lines 10 through 13)	\$0.00
15. Spent nuclear fuel payment	\$0.00
16. Total Utility Aid – this is the utility aid payment listed on the front of the estimate (sum of Lines 9, 14 and 15)	\$1,484.02

Supplemental County and Municipal Aid

- Under state law, supplemental county and municipal aid paid to each county and municipality is determined by 2023 Wisconsin Act 12 (sec. 79.037, Wis. Stats.)
- For detailed information, review [county and municipal aid spreadsheet](#)

Supplemental County and Municipal Aid Calculation	
1. Prior year supplemental county and municipal aid	\$49,774.33
2. Increase due to sales tax revenue including adjustments (district changes)	\$1,144.81
3. Total Supplemental County and Municipal Aid (sum of Lines 1 and 2)	\$50,919.14

Expenditure Restraint Incentive Program

- Only municipalities are eligible to receive Expenditure Restraint Incentive Program (ERIP) payments
- Under state law, in 2025, each municipality will receive a payment that is equal to the amount of the payment received by the municipality in 2024 (sec. 79.05(4), Wis. Stats., from 2023 WI Act 12 – notwithstanding subs. (2) and (3))

Contact Information

If you have questions, contact us at lgs@wisconsin.gov, (608) 266-8618 or (608) 261-5167.



State of Wisconsin • DEPARTMENT OF REVENUE

DIVISION OF STATE AND LOCAL FINANCE • BUREAU OF LOCAL GOVERNMENT SERVICES • 2135 RIMROCK RD MADISON, WI 53713

Mailing Address:
PO Box 8971 #6-97
Madison WI 53708-8971
Fax: (608) 264-6887
lgs@wisconsin.gov

September 13, 2024

CAROL WELSH
TOWN OF RICHWOOD
10583 TWIN SPRINGS RD
BLUE RIVER WI 53518-4624

Notice of Shared Revenue – 2025 Original Estimate

Notice Information

The Wisconsin Department of Revenue (DOR) is providing the **estimated** shared revenue amounts your local government will receive in 2025 under current state law for county and municipal aid, supplemental county and municipal aid, utility aid and the expenditure restraint incentive program. This does not include adjustments, shown on the July and November payment notices.

District	TOWN OF RICHWOOD	County	RICHLAND	Co-muni code	52-024
-----------------	------------------	---------------	----------	---------------------	--------

Estimate Information

For an explanation of each aid payment listed below, review the additional information in this notice.

2025 Original Estimate	
1. County and municipal aid	\$54,192.88
2. Utility aid	\$0.00
3. Supplemental county and municipal aid	\$39,768.44
4. Expenditure restraint incentive program	\$0.00
5. Total Estimated 2025 Payments (sum of Lines 1-4)	\$93,961.32

Payment Information

Your local government will receive two distributions in 2025 :

- July 28, 2025: 15% of Line 1, 2, and 3 and 100% of Line 4 (*shown above*)
- November 17, 2025: balance of your 2025 aid payments

County and Municipal Aid

Under state law, the county and municipal aid paid to each county and municipality must be equal to the amount determined in 2012 (sec. 79.036, Wis. Stats.) and adjusted for fallen protective services insurance reimbursement (sec. 79.036(4), Wis. Stats.).

County and Municipal Aid Calculation	
1. Prior year county and municipal aid	\$52,978.30
2. Increase due to sales tax revenue, including adjustments (<i>district changes</i>)	\$1,218.50
3. Fallen protective services insurance adjustment	-\$3.92
4. Fallen protective services insurance reimbursement (<i>reported to DOR</i>)	\$0.00
5. Total County and Municipal Aid (sum of Lines 1-4)	\$54,192.88

Utility Aid

- Under state law, utility aid is distributed to each county and municipality where tax-exempt utility property is located (sec. 79.04, Wis. Stats.)
- Utility companies report utility property information to DOR annually
- DOR uses the provided information to accurately calculate utility aid (*shown below*)

Utility Aid Calculation	
1. Net book value, as of December 31, 2024 (including expected additions/retirements)	\$0.00
2. Total net book value payment	\$0.00
3. Minimum payment	\$0.00
4. Megawatt capacity	0.0
5. Megawatt capacity payment	\$0.00
6. Closed/decommissioned production plant (phased down) payment	\$0.00
7. Subtotal (sum of Lines 2, 3, 5 and 6)	\$0.00
8. Population cap	\$221,850.00
9. Adjusted subtotal (lesser of Line 7 or Line 8)	\$0.00
10. Adjacent site incentive payment	\$0.00
11. Baseload incentive payment	\$0.00
12. Co-generation incentive payment	\$0.00
13. Alternative energy incentive payment	\$0.00
14. Total incentive payments (sum of Lines 10 through 13)	\$0.00
15. Spent nuclear fuel payment	\$0.00
16. Total Utility Aid – this is the utility aid payment listed on the front of the estimate (sum of Lines 9, 14 and 15)	\$0.00

Supplemental County and Municipal Aid

- Under state law, supplemental county and municipal aid paid to each county and municipality is determined by 2023 Wisconsin Act 12 (sec. 79.037, Wis. Stats.)
- For detailed information, review [county and municipal aid spreadsheet](#)

Supplemental County and Municipal Aid Calculation	
1. Prior year supplemental county and municipal aid	\$38,874.33
2. Increase due to sales tax revenue including adjustments (<i>district changes</i>)	\$894.11
3. Total Supplemental County and Municipal Aid (sum of Lines 1 and 2)	\$39,768.44

Expenditure Restraint Incentive Program

- Only municipalities are eligible to receive Expenditure Restraint Incentive Program (ERIP) payments
- Under state law, in 2025, each municipality will receive a payment that is equal to the amount of the payment received by the municipality in 2024 (sec. 79.05(4), Wis. Stats., from 2023 WI Act 12 – notwithstanding subs. (2) and (3))

Contact Information

If you have questions, contact us at lgs@wisconsin.gov, (608) 266-8618 or (608) 261-5167.



State of Wisconsin • DEPARTMENT OF REVENUE

DIVISION OF STATE AND LOCAL FINANCE • BUREAU OF LOCAL GOVERNMENT SERVICES • 2135 RIMROCK RD MADISON, WI 53713

Mailing Address:
PO Box 8971 #6-97
Madison WI 53708-8971
Fax: (608) 264-6887
lgs@wisconsin.gov

September 13, 2024

SHARON MILLER
TOWN OF ROCKBRIDGE
17520 STATE HWY 80
RICHLAND CENTER WI 53581-8451

Notice of Shared Revenue – 2025 Original Estimate

Notice Information

The Wisconsin Department of Revenue (DOR) is providing the **estimated** shared revenue amounts your local government will receive in 2025 under current state law for county and municipal aid, supplemental county and municipal aid, utility aid and the expenditure restraint incentive program. This does not include adjustments, shown on the July and November payment notices.

District	TOWN OF ROCKBRIDGE	County	RICHLAND	Co-muni code	52-026
-----------------	--------------------	---------------	----------	---------------------	--------

Estimate Information

For an explanation of each aid payment listed below, review the additional information in this notice.

2025 Original Estimate	
1. County and municipal aid	\$50,940.22
2. Utility aid	\$757.34
3. Supplemental county and municipal aid	\$42,690.15
4. Expenditure restraint incentive program	\$0.00
5. Total Estimated 2025 Payments (sum of Lines 1-4)	\$94,387.71

Payment Information

Your local government will receive two distributions in 2025 :

- July 28, 2025: 15% of Line 1, 2, and 3 and 100% of Line 4 (*shown above*)
- November 17, 2025: balance of your 2025 aid payments

County and Municipal Aid

Under state law, the county and municipal aid paid to each county and municipality must be equal to the amount determined in 2012 (sec. 79.036, Wis. Stats.) and adjusted for fallen protective services insurance reimbursement (sec. 79.036(4), Wis. Stats.).

County and Municipal Aid Calculation	
1. Prior year county and municipal aid	\$49,798.53
2. Increase due to sales tax revenue, including adjustments (<i>district changes</i>)	\$1,145.37
3. Fallen protective services insurance adjustment	-\$3.68
4. Fallen protective services insurance reimbursement (<i>reported to DOR</i>)	\$0.00
5. Total County and Municipal Aid (sum of Lines 1-4)	\$50,940.22

Utility Aid

- Under state law, utility aid is distributed to each county and municipality where tax-exempt utility property is located (sec. 79.04, Wis. Stats.)
- Utility companies report utility property information to DOR annually
- DOR uses the provided information to accurately calculate utility aid (*shown below*)

Utility Aid Calculation	
1. Net book value, <i>as of December 31, 2024 (including expected additions/retirements)</i>	\$252,448.00
2. Total net book value payment	\$757.34
3. Minimum payment	\$0.00
4. Megawatt capacity	0.0
5. Megawatt capacity payment	\$0.00
6. Closed/decommissioned production plant (phased down) payment	\$0.00
7. Subtotal (<i>sum of Lines 2, 3, 5 and 6</i>)	\$757.34
8. Population cap	\$294,100.00
9. Adjusted subtotal (<i>lesser of Line 7 or Line 8</i>)	\$757.34
10. Adjacent site incentive payment	\$0.00
11. Baseload incentive payment	\$0.00
12. Co-generation incentive payment	\$0.00
13. Alternative energy incentive payment	\$0.00
14. Total incentive payments (<i>sum of Lines 10 through 13</i>)	\$0.00
15. Spent nuclear fuel payment	\$0.00
16. Total Utility Aid – this is the utility aid payment listed on the front of the estimate (<i>sum of Lines 9, 14 and 15</i>)	\$757.34

Supplemental County and Municipal Aid

- Under state law, supplemental county and municipal aid paid to each county and municipality is determined by 2023 Wisconsin Act 12 (sec. 79.037, Wis. Stats.)
- For detailed information, review [county and municipal aid spreadsheet](#)

Supplemental County and Municipal Aid Calculation	
1. Prior year supplemental county and municipal aid	\$41,730.35
2. Increase due to sales tax revenue including adjustments (<i>district changes</i>)	\$959.80
3. Total Supplemental County and Municipal Aid (<i>sum of Lines 1 and 2</i>)	\$42,690.15

Expenditure Restraint Incentive Program

- Only municipalities are eligible to receive Expenditure Restraint Incentive Program (ERIP) payments
- Under state law, in 2025, each municipality will receive a payment that is equal to the amount of the payment received by the municipality in 2024 (sec. 79.05(4), Wis. Stats., from 2023 WI Act 12 – notwithstanding subs. (2) and (3))

Contact Information

If you have questions, contact us at lgs@wisconsin.gov, (608) 266-8618 or (608) 261-5167.



State of Wisconsin • DEPARTMENT OF REVENUE

DIVISION OF STATE AND LOCAL FINANCE • BUREAU OF LOCAL GOVERNMENT SERVICES • 2135 RIMROCK RD MADISON, WI 53713

Mailing Address:
PO Box 8971 #6-97
Madison WI 53708-8971
Fax: (608) 264-6887
lgs@wisconsin.gov

September 13, 2024

JUDY MURPHY
TOWN OF SYLVAN
12988 JO-DY LN
RICHLAND CENTER WI 53581-5658

Notice of Shared Revenue – 2025 Original Estimate

Notice Information

The Wisconsin Department of Revenue (DOR) is providing the **estimated** shared revenue amounts your local government will receive in 2025 under current state law for county and municipal aid, supplemental county and municipal aid, utility aid and the expenditure restraint incentive program. This does not include adjustments, shown on the July and November payment notices.

District	TOWN OF SYLVAN	County	RICHLAND	Co-muni code	52-028
-----------------	----------------	---------------	----------	---------------------	--------

Estimate Information

For an explanation of each aid payment listed below, review the additional information in this notice.

2025 Original Estimate	
1. County and municipal aid	\$38,110.64
2. Utility aid	\$0.00
3. Supplemental county and municipal aid	\$39,734.07
4. Expenditure restraint incentive program	\$0.00
5. Total Estimated 2025 Payments (sum of Lines 1-4)	\$77,844.71

Payment Information

Your local government will receive two distributions in 2025 :

- July 28, 2025: 15% of Line 1, 2, and 3 and 100% of Line 4 (*shown above*)
- November 17, 2025: balance of your 2025 aid payments

County and Municipal Aid

Under state law, the county and municipal aid paid to each county and municipality must be equal to the amount determined in 2012 (sec. 79.036, Wis. Stats.) and adjusted for fallen protective services insurance reimbursement (sec. 79.036(4), Wis. Stats.).

County and Municipal Aid Calculation	
1. Prior year county and municipal aid	\$37,256.49
2. Increase due to sales tax revenue, including adjustments (<i>district changes</i>)	\$856.90
3. Fallen protective services insurance adjustment	-\$2.75
4. Fallen protective services insurance reimbursement (<i>reported to DOR</i>)	\$0.00
5. Total County and Municipal Aid (sum of Lines 1-4)	\$38,110.64

Utility Aid

- Under state law, utility aid is distributed to each county and municipality where tax-exempt utility property is located (sec. 79.04, Wis. Stats.)
- Utility companies report utility property information to DOR annually
- DOR uses the provided information to accurately calculate utility aid (*shown below*)

Utility Aid Calculation	
1. Net book value, <i>as of December 31, 2024 (including expected additions/retirements)</i>	\$0.00
2. Total net book value payment	\$0.00
3. Minimum payment	\$0.00
4. Megawatt capacity	0.0
5. Megawatt capacity payment	\$0.00
6. Closed/decommissioned production plant (phased down) payment	\$0.00
7. Subtotal (<i>sum of Lines 2, 3, 5 and 6</i>)	\$0.00
8. Population cap	\$228,650.00
9. Adjusted subtotal (<i>lesser of Line 7 or Line 8</i>)	\$0.00
10. Adjacent site incentive payment	\$0.00
11. Baseload incentive payment	\$0.00
12. Co-generation incentive payment	\$0.00
13. Alternative energy incentive payment	\$0.00
14. Total incentive payments (<i>sum of Lines 10 through 13</i>)	\$0.00
15. Spent nuclear fuel payment	\$0.00
16. Total Utility Aid – this is the utility aid payment listed on the front of the estimate (<i>sum of Lines 9, 14 and 15</i>)	\$0.00

Supplemental County and Municipal Aid

- Under state law, supplemental county and municipal aid paid to each county and municipality is determined by 2023 Wisconsin Act 12 (sec. 79.037, Wis. Stats.)
- For detailed information, review [county and municipal aid spreadsheet](#)

Supplemental County and Municipal Aid Calculation	
1. Prior year supplemental county and municipal aid	\$38,840.73
2. Increase due to sales tax revenue including adjustments (<i>district changes</i>)	\$893.34
3. Total Supplemental County and Municipal Aid (<i>sum of Lines 1 and 2</i>)	\$39,734.07

Expenditure Restraint Incentive Program

- Only municipalities are eligible to receive Expenditure Restraint Incentive Program (ERIP) payments
- Under state law, in 2025, each municipality will receive a payment that is equal to the amount of the payment received by the municipality in 2024 (sec. 79.05(4), Wis. Stats., from 2023 WI Act 12 – notwithstanding subs. (2) and (3))

Contact Information

If you have questions, contact us at lgs@wisconsin.gov, (608) 266-8618 or (608) 261-5167.



State of Wisconsin • DEPARTMENT OF REVENUE

DIVISION OF STATE AND LOCAL FINANCE • BUREAU OF LOCAL GOVERNMENT SERVICES • 2135 RIMROCK RD MADISON, WI 53713

Mailing Address:
PO Box 8971 #6-97
Madison WI 53708-8971
Fax: (608) 264-6887
lgs@wisconsin.gov

September 13, 2024

URSULA BAUER
TOWN OF WESTFORD
PO BOX 25, 30874 CTH I
CAZENOVIA WI 53924

Notice of Shared Revenue – 2025 Original Estimate

Notice Information

The Wisconsin Department of Revenue (DOR) is providing the **estimated** shared revenue amounts your local government will receive in 2025 under current state law for county and municipal aid, supplemental county and municipal aid, utility aid and the expenditure restraint incentive program. This does not include adjustments, shown on the July and November payment notices.

District	TOWN OF WESTFORD	County	RICHLAND	Co-muni code	52-030
-----------------	------------------	---------------	----------	---------------------	--------

Estimate Information

For an explanation of each aid payment listed below, review the additional information in this notice.

2025 Original Estimate	
1. County and municipal aid	\$43,529.71
2. Utility aid	\$0.00
3. Supplemental county and municipal aid	\$39,562.18
4. Expenditure restraint incentive program	\$0.00
5. Total Estimated 2025 Payments (sum of Lines 1-4)	\$83,091.89

Payment Information

Your local government will receive two distributions in 2025 :

- July 28, 2025: 15% of Line 1, 2, and 3 and 100% of Line 4 (*shown above*)
- November 17, 2025: balance of your 2025 aid payments

County and Municipal Aid

Under state law, the county and municipal aid paid to each county and municipality must be equal to the amount determined in 2012 (sec. 79.036, Wis. Stats.) and adjusted for fallen protective services insurance reimbursement (sec. 79.036(4), Wis. Stats.).

County and Municipal Aid Calculation	
1. Prior year county and municipal aid	\$42,554.11
2. Increase due to sales tax revenue, including adjustments (<i>district changes</i>)	\$978.74
3. Fallen protective services insurance adjustment	-\$3.14
4. Fallen protective services insurance reimbursement (<i>reported to DOR</i>)	\$0.00
5. Total County and Municipal Aid (sum of Lines 1-4)	\$43,529.71

Utility Aid

- Under state law, utility aid is distributed to each county and municipality where tax-exempt utility property is located (sec. 79.04, Wis. Stats.)
- Utility companies report utility property information to DOR annually
- DOR uses the provided information to accurately calculate utility aid (*shown below*)

Utility Aid Calculation	
1. Net book value, <i>as of December 31, 2024 (including expected additions/retirements)</i>	\$0.00
2. Total net book value payment	\$0.00
3. Minimum payment	\$0.00
4. Megawatt capacity	0.0
5. Megawatt capacity payment	\$0.00
6. Closed/decommissioned production plant (phased down) payment	\$0.00
7. Subtotal (<i>sum of Lines 2, 3, 5 and 6</i>)	\$0.00
8. Population cap	\$217,175.00
9. Adjusted subtotal (<i>lesser of Line 7 or Line 8</i>)	\$0.00
10. Adjacent site incentive payment	\$0.00
11. Baseload incentive payment	\$0.00
12. Co-generation incentive payment	\$0.00
13. Alternative energy incentive payment	\$0.00
14. Total incentive payments (<i>sum of Lines 10 through 13</i>)	\$0.00
15. Spent nuclear fuel payment	\$0.00
16. Total Utility Aid – this is the utility aid payment listed on the front of the estimate (<i>sum of Lines 9, 14 and 15</i>)	\$0.00

Supplemental County and Municipal Aid

- Under state law, supplemental county and municipal aid paid to each county and municipality is determined by 2023 Wisconsin Act 12 (sec. 79.037, Wis. Stats.)
- For detailed information, review [county and municipal aid spreadsheet](#)

Supplemental County and Municipal Aid Calculation	
1. Prior year supplemental county and municipal aid	\$38,672.71
2. Increase due to sales tax revenue including adjustments (<i>district changes</i>)	\$889.47
3. Total Supplemental County and Municipal Aid (<i>sum of Lines 1 and 2</i>)	\$39,562.18

Expenditure Restraint Incentive Program

- Only municipalities are eligible to receive Expenditure Restraint Incentive Program (ERIP) payments
- Under state law, in 2025, each municipality will receive a payment that is equal to the amount of the payment received by the municipality in 2024 (sec. 79.05(4), Wis. Stats., from 2023 WI Act 12 – notwithstanding subs. (2) and (3))

Contact Information

If you have questions, contact us at lgs@wisconsin.gov, (608) 266-8618 or (608) 261-5167.



State of Wisconsin • DEPARTMENT OF REVENUE

DIVISION OF STATE AND LOCAL FINANCE • BUREAU OF LOCAL GOVERNMENT SERVICES • 2135 RIMROCK RD MADISON, WI 53713

Mailing Address:
PO Box 8971 #6-97
Madison WI 53708-8971
Fax: (608) 264-6887
lgs@wisconsin.gov

September 13, 2024

LAUREN MOE
TOWN OF WILLOW
17798 STATE HWY 58
CAZENOVIA WI 53924

Notice of Shared Revenue – 2025 Original Estimate

Notice Information

The Wisconsin Department of Revenue (DOR) is providing the **estimated** shared revenue amounts your local government will receive in 2025 under current state law for county and municipal aid, supplemental county and municipal aid, utility aid and the expenditure restraint incentive program. This does not include adjustments, shown on the July and November payment notices.

District	TOWN OF WILLOW	County	RICHLAND	Co-muni code	52-032
-----------------	----------------	---------------	----------	---------------------	--------

Estimate Information

For an explanation of each aid payment listed below, review the additional information in this notice.

2025 Original Estimate	
1. County and municipal aid	\$40,829.01
2. Utility aid	\$0.00
3. Supplemental county and municipal aid	\$39,338.73
4. Expenditure restraint incentive program	\$0.00
5. Total Estimated 2025 Payments (sum of Lines 1-4)	\$80,167.74

Payment Information

Your local government will receive two distributions in 2025 :

- July 28, 2025: 15% of Line 1, 2, and 3 and 100% of Line 4 (*shown above*)
- November 17, 2025: balance of your 2025 aid payments

County and Municipal Aid

Under state law, the county and municipal aid paid to each county and municipality must be equal to the amount determined in 2012 (sec. 79.036, Wis. Stats.) and adjusted for fallen protective services insurance reimbursement (sec. 79.036(4), Wis. Stats.).

County and Municipal Aid Calculation	
1. Prior year county and municipal aid	\$39,913.94
2. Increase due to sales tax revenue, including adjustments (<i>district changes</i>)	\$918.02
3. Fallen protective services insurance adjustment	-\$2.95
4. Fallen protective services insurance reimbursement (<i>reported to DOR</i>)	\$0.00
5. Total County and Municipal Aid (sum of Lines 1-4)	\$40,829.01

Utility Aid

- Under state law, utility aid is distributed to each county and municipality where tax-exempt utility property is located (sec. 79.04, Wis. Stats.)
- Utility companies report utility property information to DOR annually
- DOR uses the provided information to accurately calculate utility aid (*shown below*)

Utility Aid Calculation	
1. Net book value, <i>as of December 31, 2024 (including expected additions/retirements)</i>	\$0.00
2. Total net book value payment	\$0.00
3. Minimum payment	\$0.00
4. Megawatt capacity	0.0
5. Megawatt capacity payment	\$0.00
6. Closed/decommissioned production plant (phased down) payment	\$0.00
7. Subtotal (<i>sum of Lines 2, 3, 5 and 6</i>)	\$0.00
8. Population cap	\$214,200.00
9. Adjusted subtotal (<i>lesser of Line 7 or Line 8</i>)	\$0.00
10. Adjacent site incentive payment	\$0.00
11. Baseload incentive payment	\$0.00
12. Co-generation incentive payment	\$0.00
13. Alternative energy incentive payment	\$0.00
14. Total incentive payments (<i>sum of Lines 10 through 13</i>)	\$0.00
15. Spent nuclear fuel payment	\$0.00
16. Total Utility Aid – this is the utility aid payment listed on the front of the estimate (<i>sum of Lines 9, 14 and 15</i>)	\$0.00

Supplemental County and Municipal Aid

- Under state law, supplemental county and municipal aid paid to each county and municipality is determined by 2023 Wisconsin Act 12 (sec. 79.037, Wis. Stats.)
- For detailed information, review [county and municipal aid spreadsheet](#)

Supplemental County and Municipal Aid Calculation	
1. Prior year supplemental county and municipal aid	\$38,454.28
2. Increase due to sales tax revenue including adjustments (<i>district changes</i>)	\$884.45
3. Total Supplemental County and Municipal Aid (<i>sum of Lines 1 and 2</i>)	\$39,338.73

Expenditure Restraint Incentive Program

- Only municipalities are eligible to receive Expenditure Restraint Incentive Program (ERIP) payments
- Under state law, in 2025, each municipality will receive a payment that is equal to the amount of the payment received by the municipality in 2024 (sec. 79.05(4), Wis. Stats., from 2023 WI Act 12 – notwithstanding subs. (2) and (3))

Contact Information

If you have questions, contact us at lgs@wisconsin.gov, (608) 266-8618 or (608) 261-5167.



State of Wisconsin • DEPARTMENT OF REVENUE

DIVISION OF STATE AND LOCAL FINANCE • BUREAU OF LOCAL GOVERNMENT SERVICES • 2135 RIMROCK RD MADISON, WI 53713

Mailing Address:
PO Box 8971 #6-97
Madison WI 53708-8971
Fax: (608) 264-6887
lgs@wisconsin.gov

September 13, 2024

SUSAN HAURI
VILLAGE OF BOAZ
17010 STATE HWY 171
RICHLAND CENTER WI 53581-3967

Notice of Shared Revenue – 2025 Original Estimate

Notice Information

The Wisconsin Department of Revenue (DOR) is providing the **estimated** shared revenue amounts your local government will receive in 2025 under current state law for county and municipal aid, supplemental county and municipal aid, utility aid and the expenditure restraint incentive program. This does not include adjustments, shown on the July and November payment notices.

District	VILLAGE OF BOAZ	County	RICHLAND	Co-muni code	52-106
-----------------	-----------------	---------------	----------	---------------------	--------

Estimate Information

For an explanation of each aid payment listed below, review the additional information in this notice.

2025 Original Estimate	
1. County and municipal aid	\$58,363.13
2. Utility aid	\$0.00
3. Supplemental county and municipal aid	\$32,908.58
4. Expenditure restraint incentive program	\$0.00
5. Total Estimated 2025 Payments (sum of Lines 1-4)	\$91,271.71

Payment Information

Your local government will receive two distributions in 2025 :

- July 28, 2025: 15% of Line 1, 2, and 3 and 100% of Line 4 (*shown above*)
- November 17, 2025: balance of your 2025 aid payments

County and Municipal Aid

Under state law, the county and municipal aid paid to each county and municipality must be equal to the amount determined in 2012 (sec. 79.036, Wis. Stats.) and adjusted for fallen protective services insurance reimbursement (sec. 79.036(4), Wis. Stats.).

County and Municipal Aid Calculation	
1. Prior year county and municipal aid	\$57,055.08
2. Increase due to sales tax revenue, including adjustments (<i>district changes</i>)	\$1,312.27
3. Fallen protective services insurance adjustment	-\$4.22
4. Fallen protective services insurance reimbursement (<i>reported to DOR</i>)	\$0.00
5. Total County and Municipal Aid (sum of Lines 1-4)	\$58,363.13

Utility Aid

- Under state law, utility aid is distributed to each county and municipality where tax-exempt utility property is located (sec. 79.04, Wis. Stats.)
- Utility companies report utility property information to DOR annually
- DOR uses the provided information to accurately calculate utility aid (*shown below*)

Utility Aid Calculation	
1. Net book value, <i>as of December 31, 2024 (including expected additions/retirements)</i>	\$0.00
2. Total net book value payment	\$0.00
3. Minimum payment	\$0.00
4. Megawatt capacity	0.0
5. Megawatt capacity payment	\$0.00
6. Closed/decommissioned production plant (phased down) payment	\$0.00
7. Subtotal (<i>sum of Lines 2, 3, 5 and 6</i>)	\$0.00
8. Population cap	\$53,125.00
9. Adjusted subtotal (<i>lesser of Line 7 or Line 8</i>)	\$0.00
10. Adjacent site incentive payment	\$0.00
11. Baseload incentive payment	\$0.00
12. Co-generation incentive payment	\$0.00
13. Alternative energy incentive payment	\$0.00
14. Total incentive payments (<i>sum of Lines 10 through 13</i>)	\$0.00
15. Spent nuclear fuel payment	\$0.00
16. Total Utility Aid – this is the utility aid payment listed on the front of the estimate (<i>sum of Lines 9, 14 and 15</i>)	\$0.00

Supplemental County and Municipal Aid

- Under state law, supplemental county and municipal aid paid to each county and municipality is determined by 2023 Wisconsin Act 12 (sec. 79.037, Wis. Stats.)
- For detailed information, review [county and municipal aid spreadsheet](#)

Supplemental County and Municipal Aid Calculation	
1. Prior year supplemental county and municipal aid	\$32,168.70
2. Increase due to sales tax revenue including adjustments (<i>district changes</i>)	\$739.88
3. Total Supplemental County and Municipal Aid (<i>sum of Lines 1 and 2</i>)	\$32,908.58

Expenditure Restraint Incentive Program

- Only municipalities are eligible to receive Expenditure Restraint Incentive Program (ERIP) payments
- Under state law, in 2025, each municipality will receive a payment that is equal to the amount of the payment received by the municipality in 2024 (sec. 79.05(4), Wis. Stats., from 2023 WI Act 12 – notwithstanding subs. (2) and (3))

Contact Information

If you have questions, contact us at lgs@wisconsin.gov, (608) 266-8618 or (608) 261-5167.



State of Wisconsin • DEPARTMENT OF REVENUE

DIVISION OF STATE AND LOCAL FINANCE • BUREAU OF LOCAL GOVERNMENT SERVICES • 2135 RIMROCK RD MADISON, WI 53713

Mailing Address:
PO Box 8971 #6-97
Madison WI 53708-8971
Fax: (608) 264-6887
lgs@wisconsin.gov

September 13, 2024

RITA BULIN
VILLAGE OF CAZENOVIA
P.O. BOX 151
CAZENOVIA WI 53924

Notice of Shared Revenue – 2025 Original Estimate

Notice Information

The Wisconsin Department of Revenue (DOR) is providing the **estimated** shared revenue amounts your local government will receive in 2025 under current state law for county and municipal aid, supplemental county and municipal aid, utility aid and the expenditure restraint incentive program. This does not include adjustments, shown on the July and November payment notices.

District	VILLAGE OF CAZENOVIA	County	RICHLAND	Co-muni code	52-111
-----------------	----------------------	---------------	----------	---------------------	--------

Estimate Information

For an explanation of each aid payment listed below, review the additional information in this notice.

2025 Original Estimate	
1. County and municipal aid	\$83,165.44
2. Utility aid	\$0.00
3. Supplemental county and municipal aid	\$36,914.88
4. Expenditure restraint incentive program	\$0.00
5. Total Estimated 2025 Payments (sum of Lines 1-4)	\$120,080.32

Payment Information

Your local government will receive two distributions in 2025 :

- July 28, 2025: 15% of Line 1, 2, and 3 and 100% of Line 4 (*shown above*)
- November 17, 2025: balance of your 2025 aid payments

County and Municipal Aid

Under state law, the county and municipal aid paid to each county and municipality must be equal to the amount determined in 2012 (sec. 79.036, Wis. Stats.) and adjusted for fallen protective services insurance reimbursement (sec. 79.036(4), Wis. Stats.).

County and Municipal Aid Calculation	
1. Prior year county and municipal aid	\$81,301.52
2. Increase due to sales tax revenue, including adjustments (<i>district changes</i>)	\$1,869.93
3. Fallen protective services insurance adjustment	-\$6.01
4. Fallen protective services insurance reimbursement (<i>reported to DOR</i>)	\$0.00
5. Total County and Municipal Aid (sum of Lines 1-4)	\$83,165.44

Utility Aid

- Under state law, utility aid is distributed to each county and municipality where tax-exempt utility property is located (sec. 79.04, Wis. Stats.)
- Utility companies report utility property information to DOR annually
- DOR uses the provided information to accurately calculate utility aid (*shown below*)

Utility Aid Calculation	
1. Net book value, <i>as of December 31, 2024 (including expected additions/retirements)</i>	\$0.00
2. Total net book value payment	\$0.00
3. Minimum payment	\$0.00
4. Megawatt capacity	0.0
5. Megawatt capacity payment	\$0.00
6. Closed/decommissioned production plant (phased down) payment	\$0.00
7. Subtotal (<i>sum of Lines 2, 3, 5 and 6</i>)	\$0.00
8. Population cap	\$153,000.00
9. Adjusted subtotal (<i>lesser of Line 7 or Line 8</i>)	\$0.00
10. Adjacent site incentive payment	\$0.00
11. Baseload incentive payment	\$0.00
12. Co-generation incentive payment	\$0.00
13. Alternative energy incentive payment	\$0.00
14. Total incentive payments (<i>sum of Lines 10 through 13</i>)	\$0.00
15. Spent nuclear fuel payment	\$0.00
16. Total Utility Aid – this is the utility aid payment listed on the front of the estimate (<i>sum of Lines 9, 14 and 15</i>)	\$0.00

Supplemental County and Municipal Aid

- Under state law, supplemental county and municipal aid paid to each county and municipality is determined by 2023 Wisconsin Act 12 (sec. 79.037, Wis. Stats.)
- For detailed information, review [county and municipal aid spreadsheet](#)

Supplemental County and Municipal Aid Calculation	
1. Prior year supplemental county and municipal aid	\$36,084.93
2. Increase due to sales tax revenue including adjustments (<i>district changes</i>)	\$829.95
3. Total Supplemental County and Municipal Aid (<i>sum of Lines 1 and 2</i>)	\$36,914.88

Expenditure Restraint Incentive Program

- Only municipalities are eligible to receive Expenditure Restraint Incentive Program (ERIP) payments
- Under state law, in 2025, each municipality will receive a payment that is equal to the amount of the payment received by the municipality in 2024 (sec. 79.05(4), Wis. Stats., from 2023 WI Act 12 – notwithstanding subs. (2) and (3))

Contact Information

If you have questions, contact us at lgs@wisconsin.gov, (608) 266-8618 or (608) 261-5167.



State of Wisconsin • DEPARTMENT OF REVENUE

DIVISION OF STATE AND LOCAL FINANCE • BUREAU OF LOCAL GOVERNMENT SERVICES • 2135 RIMROCK RD MADISON, WI 53713

Mailing Address:
PO Box 8971 #6-97
Madison WI 53708-8971
Fax: (608) 264-6887
lgs@wisconsin.gov

September 13, 2024

TAMMY CHRISTIANSON
VILLAGE OF LONE ROCK
314 E FOREST ST., PO BOX 338
LONE ROCK WI 53556

Notice of Shared Revenue – 2025 Original Estimate

Notice Information

The Wisconsin Department of Revenue (DOR) is providing the **estimated** shared revenue amounts your local government will receive in 2025 under current state law for county and municipal aid, supplemental county and municipal aid, utility aid and the expenditure restraint incentive program. This does not include adjustments, shown on the July and November payment notices.

District	VILLAGE OF LONE ROCK	County	RICHLAND	Co-muni code	52-146
-----------------	----------------------	---------------	----------	---------------------	--------

Estimate Information

For an explanation of each aid payment listed below, review the additional information in this notice.

2025 Original Estimate	
1. County and municipal aid	\$140,023.35
2. Utility aid	\$0.00
3. Supplemental county and municipal aid	\$44,958.33
4. Expenditure restraint incentive program	\$0.00
5. Total Estimated 2025 Payments (sum of Lines 1-4)	\$184,981.68

Payment Information

Your local government will receive two distributions in 2025 :

- July 28, 2025: 15% of Line 1, 2, and 3 and 100% of Line 4 (*shown above*)
- November 17, 2025: balance of your 2025 aid payments

County and Municipal Aid

Under state law, the county and municipal aid paid to each county and municipality must be equal to the amount determined in 2012 (sec. 79.036, Wis. Stats.) and adjusted for fallen protective services insurance reimbursement (sec. 79.036(4), Wis. Stats.).

County and Municipal Aid Calculation	
1. Prior year county and municipal aid	\$136,885.11
2. Increase due to sales tax revenue, including adjustments (<i>district changes</i>)	\$3,148.36
3. Fallen protective services insurance adjustment	-\$10.12
4. Fallen protective services insurance reimbursement (<i>reported to DOR</i>)	\$0.00
5. Total County and Municipal Aid (sum of Lines 1-4)	\$140,023.35

Utility Aid

- Under state law, utility aid is distributed to each county and municipality where tax-exempt utility property is located (sec. 79.04, Wis. Stats.)
- Utility companies report utility property information to DOR annually
- DOR uses the provided information to accurately calculate utility aid (*shown below*)

Utility Aid Calculation	
1. Net book value, <i>as of December 31, 2024 (including expected additions/retirements)</i>	\$0.00
2. Total net book value payment	\$0.00
3. Minimum payment	\$0.00
4. Megawatt capacity	0.0
5. Megawatt capacity payment	\$0.00
6. Closed/decommissioned production plant (phased down) payment	\$0.00
7. Subtotal (<i>sum of Lines 2, 3, 5 and 6</i>)	\$0.00
8. Population cap	\$356,150.00
9. Adjusted subtotal (<i>lesser of Line 7 or Line 8</i>)	\$0.00
10. Adjacent site incentive payment	\$0.00
11. Baseload incentive payment	\$0.00
12. Co-generation incentive payment	\$0.00
13. Alternative energy incentive payment	\$0.00
14. Total incentive payments (<i>sum of Lines 10 through 13</i>)	\$0.00
15. Spent nuclear fuel payment	\$0.00
16. Total Utility Aid – this is the utility aid payment listed on the front of the estimate (<i>sum of Lines 9, 14 and 15</i>)	\$0.00

Supplemental County and Municipal Aid

- Under state law, supplemental county and municipal aid paid to each county and municipality is determined by 2023 Wisconsin Act 12 (sec. 79.037, Wis. Stats.)
- For detailed information, review [county and municipal aid spreadsheet](#)

Supplemental County and Municipal Aid Calculation	
1. Prior year supplemental county and municipal aid	\$43,947.54
2. Increase due to sales tax revenue including adjustments (<i>district changes</i>)	\$1,010.79
3. Total Supplemental County and Municipal Aid (<i>sum of Lines 1 and 2</i>)	\$44,958.33

Expenditure Restraint Incentive Program

- Only municipalities are eligible to receive Expenditure Restraint Incentive Program (ERIP) payments
- Under state law, in 2025, each municipality will receive a payment that is equal to the amount of the payment received by the municipality in 2024 (sec. 79.05(4), Wis. Stats., from 2023 WI Act 12 – notwithstanding subs. (2) and (3))

Contact Information

If you have questions, contact us at lgs@wisconsin.gov, (608) 266-8618 or (608) 261-5167.



State of Wisconsin • DEPARTMENT OF REVENUE

DIVISION OF STATE AND LOCAL FINANCE • BUREAU OF LOCAL GOVERNMENT SERVICES • 2135 RIMROCK RD MADISON, WI 53713

Mailing Address:
PO Box 8971 #6-97
Madison WI 53708-8971
Fax: (608) 264-6887
lgs@wisconsin.gov

September 13, 2024

DANA GEORGE
VILLAGE OF VIOLA
PO BOX 38
106 W. WISCONSIN ST
VIOLA WI 54664-0038

Notice of Shared Revenue – 2025 Original Estimate

Notice Information

The Wisconsin Department of Revenue (DOR) is providing the **estimated** shared revenue amounts your local government will receive in 2025 under current state law for county and municipal aid, supplemental county and municipal aid, utility aid and the expenditure restraint incentive program. This does not include adjustments, shown on the July and November payment notices.

District	VILLAGE OF VIOLA	County	RICHLAND	Co-muni code	52-186
-----------------	------------------	---------------	----------	---------------------	--------

Estimate Information

For an explanation of each aid payment listed below, review the additional information in this notice.

2025 Original Estimate	
1. County and municipal aid	\$288,464.90
2. Utility aid	\$805.03
3. Supplemental county and municipal aid	\$57,701.65
4. Expenditure restraint incentive program	\$0.00
5. Total Estimated 2025 Payments (sum of Lines 1-4)	\$346,971.58

Payment Information

Your local government will receive two distributions in 2025 :

- July 28, 2025: 15% of Line 1, 2, and 3 and 100% of Line 4 (*shown above*)
- November 17, 2025: balance of your 2025 aid payments

County and Municipal Aid

Under state law, the county and municipal aid paid to each county and municipality must be equal to the amount determined in 2012 (sec. 79.036, Wis. Stats.) and adjusted for fallen protective services insurance reimbursement (sec. 79.036(4), Wis. Stats.).

County and Municipal Aid Calculation	
1. Prior year county and municipal aid	\$281,999.75
2. Increase due to sales tax revenue, including adjustments (<i>district changes</i>)	\$6,485.99
3. Fallen protective services insurance adjustment	-\$20.84
4. Fallen protective services insurance reimbursement (<i>reported to DOR</i>)	\$0.00
5. Total County and Municipal Aid (sum of Lines 1-4)	\$288,464.90

Utility Aid

- Under state law, utility aid is distributed to each county and municipality where tax-exempt utility property is located (sec. 79.04, Wis. Stats.)
- Utility companies report utility property information to DOR annually
- DOR uses the provided information to accurately calculate utility aid (*shown below*)

Utility Aid Calculation	
1. Net book value, <i>as of December 31, 2024 (including expected additions/retirements)</i>	\$134,172.00
2. Total net book value payment	\$805.03
3. Minimum payment	\$0.00
4. Megawatt capacity	0.0
5. Megawatt capacity payment	\$0.00
6. Closed/decommissioned production plant (phased down) payment	\$0.00
7. Subtotal (<i>sum of Lines 2, 3, 5 and 6</i>)	\$805.03
8. Population cap	\$318,325.00
9. Adjusted subtotal (<i>lesser of Line 7 or Line 8</i>)	\$805.03
10. Adjacent site incentive payment	\$0.00
11. Baseload incentive payment	\$0.00
12. Co-generation incentive payment	\$0.00
13. Alternative energy incentive payment	\$0.00
14. Total incentive payments (<i>sum of Lines 10 through 13</i>)	\$0.00
15. Spent nuclear fuel payment	\$0.00
16. Total Utility Aid – this is the utility aid payment listed on the front of the estimate (<i>sum of Lines 9, 14 and 15</i>)	\$805.03

Supplemental County and Municipal Aid

- Under state law, supplemental county and municipal aid paid to each county and municipality is determined by 2023 Wisconsin Act 12 (sec. 79.037, Wis. Stats.)
- For detailed information, review [county and municipal aid spreadsheet](#)

Supplemental County and Municipal Aid Calculation	
1. Prior year supplemental county and municipal aid	\$56,404.35
2. Increase due to sales tax revenue including adjustments (<i>district changes</i>)	\$1,297.30
3. Total Supplemental County and Municipal Aid (<i>sum of Lines 1 and 2</i>)	\$57,701.65

Expenditure Restraint Incentive Program

- Only municipalities are eligible to receive Expenditure Restraint Incentive Program (ERIP) payments
- Under state law, in 2025, each municipality will receive a payment that is equal to the amount of the payment received by the municipality in 2024 (sec. 79.05(4), Wis. Stats., from 2023 WI Act 12 – notwithstanding subs. (2) and (3))

Contact Information

If you have questions, contact us at lgs@wisconsin.gov, (608) 266-8618 or (608) 261-5167.



State of Wisconsin • DEPARTMENT OF REVENUE

DIVISION OF STATE AND LOCAL FINANCE • BUREAU OF LOCAL GOVERNMENT SERVICES • 2135 RIMROCK RD MADISON, WI 53713

Mailing Address:
PO Box 8971 #6-97
Madison WI 53708-8971
Fax: (608) 264-6887
lgs@wisconsin.gov

September 13, 2024

JAMES UEECK
VILLAGE OF YUBA
24137 NOB LN
HILLSBORO WI 54634

Notice of Shared Revenue – 2025 Original Estimate

Notice Information

The Wisconsin Department of Revenue (DOR) is providing the **estimated** shared revenue amounts your local government will receive in 2025 under current state law for county and municipal aid, supplemental county and municipal aid, utility aid and the expenditure restraint incentive program. This does not include adjustments, shown on the July and November payment notices.

District	VILLAGE OF YUBA	County	RICHLAND	Co-muni code	52-196
-----------------	-----------------	---------------	----------	---------------------	--------

Estimate Information

For an explanation of each aid payment listed below, review the additional information in this notice.

2025 Original Estimate	
1. County and municipal aid	\$9,653.54
2. Utility aid	\$0.00
3. Supplemental county and municipal aid	\$31,601.55
4. Expenditure restraint incentive program	\$0.00
5. Total Estimated 2025 Payments (sum of Lines 1-4)	\$41,255.09

Payment Information

Your local government will receive two distributions in 2025 :

- July 28, 2025: 15% of Line 1, 2, and 3 and 100% of Line 4 (*shown above*)
- November 17, 2025: balance of your 2025 aid payments

County and Municipal Aid

Under state law, the county and municipal aid paid to each county and municipality must be equal to the amount determined in 2012 (sec. 79.036, Wis. Stats.) and adjusted for fallen protective services insurance reimbursement (sec. 79.036(4), Wis. Stats.).

County and Municipal Aid Calculation	
1. Prior year county and municipal aid	\$9,437.19
2. Increase due to sales tax revenue, including adjustments (<i>district changes</i>)	\$217.05
3. Fallen protective services insurance adjustment	-\$0.70
4. Fallen protective services insurance reimbursement (<i>reported to DOR</i>)	\$0.00
5. Total County and Municipal Aid (sum of Lines 1-4)	\$9,653.54

Utility Aid

- Under state law, utility aid is distributed to each county and municipality where tax-exempt utility property is located (sec. 79.04, Wis. Stats.)
- Utility companies report utility property information to DOR annually
- DOR uses the provided information to accurately calculate utility aid (*shown below*)

Utility Aid Calculation	
1. Net book value, <i>as of December 31, 2024 (including expected additions/retirements)</i>	\$0.00
2. Total net book value payment	\$0.00
3. Minimum payment	\$0.00
4. Megawatt capacity	0.0
5. Megawatt capacity payment	\$0.00
6. Closed/decommissioned production plant (phased down) payment	\$0.00
7. Subtotal (<i>sum of Lines 2, 3, 5 and 6</i>)	\$0.00
8. Population cap	\$21,675.00
9. Adjusted subtotal (<i>lesser of Line 7 or Line 8</i>)	\$0.00
10. Adjacent site incentive payment	\$0.00
11. Baseload incentive payment	\$0.00
12. Co-generation incentive payment	\$0.00
13. Alternative energy incentive payment	\$0.00
14. Total incentive payments (<i>sum of Lines 10 through 13</i>)	\$0.00
15. Spent nuclear fuel payment	\$0.00
16. Total Utility Aid – this is the utility aid payment listed on the front of the estimate (<i>sum of Lines 9, 14 and 15</i>)	\$0.00

Supplemental County and Municipal Aid

- Under state law, supplemental county and municipal aid paid to each county and municipality is determined by 2023 Wisconsin Act 12 (sec. 79.037, Wis. Stats.)
- For detailed information, review [county and municipal aid spreadsheet](#)

Supplemental County and Municipal Aid Calculation	
1. Prior year supplemental county and municipal aid	\$30,891.06
2. Increase due to sales tax revenue including adjustments (<i>district changes</i>)	\$710.49
3. Total Supplemental County and Municipal Aid (<i>sum of Lines 1 and 2</i>)	\$31,601.55

Expenditure Restraint Incentive Program

- Only municipalities are eligible to receive Expenditure Restraint Incentive Program (ERIP) payments
- Under state law, in 2025, each municipality will receive a payment that is equal to the amount of the payment received by the municipality in 2024 (sec. 79.05(4), Wis. Stats., from 2023 WI Act 12 – notwithstanding subs. (2) and (3))

Contact Information

If you have questions, contact us at lgs@wisconsin.gov, (608) 266-8618 or (608) 261-5167.



State of Wisconsin • DEPARTMENT OF REVENUE

DIVISION OF STATE AND LOCAL FINANCE • BUREAU OF LOCAL GOVERNMENT SERVICES • 2135 RIMROCK RD MADISON, WI 53713

Mailing Address:
PO Box 8971 #6-97
Madison WI 53708-8971
Fax: (608) 264-6887
lgs@wisconsin.gov

September 13, 2024

AMANDA KELLER
CITY OF RICHLAND CENTER
450 S MAIN ST
RICHLAND CENTER WI 53581-2545

Notice of Shared Revenue – 2025 Original Estimate

Notice Information

The Wisconsin Department of Revenue (DOR) is providing the **estimated** shared revenue amounts your local government will receive in 2025 under current state law for county and municipal aid, supplemental county and municipal aid, utility aid and the expenditure restraint incentive program. This does not include adjustments, shown on the July and November payment notices.

District	CITY OF RICHLAND CENTER	County	RICHLAND	Co-muni code	52-276
-----------------	-------------------------	---------------	----------	---------------------	--------

Estimate Information

For an explanation of each aid payment listed below, review the additional information in this notice.

2025 Original Estimate	
1. County and municipal aid	\$1,308,664.21
2. Utility aid	\$25,772.05
3. Supplemental county and municipal aid	\$304,578.52
4. Expenditure restraint incentive program	\$0.00
5. Total Estimated 2025 Payments (sum of Lines 1-4)	\$1,639,014.78

Payment Information

Your local government will receive two distributions in 2025 :

- July 28, 2025: 15% of Line 1, 2, and 3 and 100% of Line 4 (*shown above*)
- November 17, 2025: balance of your 2025 aid payments

County and Municipal Aid

Under state law, the county and municipal aid paid to each county and municipality must be equal to the amount determined in 2012 (sec. 79.036, Wis. Stats.) and adjusted for fallen protective services insurance reimbursement (sec. 79.036(4), Wis. Stats.).

County and Municipal Aid Calculation	
1. Prior year county and municipal aid	\$1,279,334.08
2. Increase due to sales tax revenue, including adjustments (<i>district changes</i>)	\$29,424.68
3. Fallen protective services insurance adjustment	-\$94.55
4. Fallen protective services insurance reimbursement (<i>reported to DOR</i>)	\$0.00
5. Total County and Municipal Aid (sum of Lines 1-4)	\$1,308,664.21

Utility Aid

- Under state law, utility aid is distributed to each county and municipality where tax-exempt utility property is located (sec. 79.04, Wis. Stats.)
- Utility companies report utility property information to DOR annually
- DOR uses the provided information to accurately calculate utility aid (*shown below*)

Utility Aid Calculation	
1. Net book value, as of December 31, 2024 (including expected additions/retirements)	\$4,295,342.00
2. Total net book value payment	\$25,772.05
3. Minimum payment	\$0.00
4. Megawatt capacity	0.0
5. Megawatt capacity payment	\$0.00
6. Closed/decommissioned production plant (phased down) payment	\$0.00
7. Subtotal (sum of Lines 2, 3, 5 and 6)	\$25,772.05
8. Population cap	\$2,137,325.00
9. Adjusted subtotal (lesser of Line 7 or Line 8)	\$25,772.05
10. Adjacent site incentive payment	\$0.00
11. Baseload incentive payment	\$0.00
12. Co-generation incentive payment	\$0.00
13. Alternative energy incentive payment	\$0.00
14. Total incentive payments (sum of Lines 10 through 13)	\$0.00
15. Spent nuclear fuel payment	\$0.00
16. Total Utility Aid – this is the utility aid payment listed on the front of the estimate (sum of Lines 9, 14 and 15)	\$25,772.05

Supplemental County and Municipal Aid

- Under state law, supplemental county and municipal aid paid to each county and municipality is determined by 2023 Wisconsin Act 12 (sec. 79.037, Wis. Stats.)
- For detailed information, review [county and municipal aid spreadsheet](#)

Supplemental County and Municipal Aid Calculation	
1. Prior year supplemental county and municipal aid	\$297,730.71
2. Increase due to sales tax revenue including adjustments (district changes)	\$6,847.81
3. Total Supplemental County and Municipal Aid (sum of Lines 1 and 2)	\$304,578.52

Expenditure Restraint Incentive Program

- Only municipalities are eligible to receive Expenditure Restraint Incentive Program (ERIP) payments
- Under state law, in 2025, each municipality will receive a payment that is equal to the amount of the payment received by the municipality in 2024 (sec. 79.05(4), Wis. Stats., from 2023 WI Act 12 – notwithstanding subs. (2) and (3))

Contact Information

If you have questions, contact us at lgs@wisconsin.gov, (608) 266-8618 or (608) 261-5167.



State of Wisconsin • DEPARTMENT OF REVENUE

DIVISION OF STATE AND LOCAL FINANCE • BUREAU OF LOCAL GOVERNMENT SERVICES • 2135 RIMROCK RD MADISON, WI 53713

Mailing Address:
PO Box 8971 #6-97
Madison WI 53708-8971
Fax: (608) 264-6887
lgs@wisconsin.gov

September 13, 2024

DEREK KALISH
COUNTY OF RICHLAND
PO BOX 310
RICHLAND CENTER WI 53581-0310

Notice of Shared Revenue – 2025 Original Estimate

Notice Information

The Wisconsin Department of Revenue (DOR) is providing the **estimated** shared revenue amounts your local government will receive in 2025 under current state law for county and municipal aid, supplemental county and municipal aid, utility aid and the expenditure restraint incentive program. This does not include adjustments, shown on the July and November payment notices.

District	COUNTY OF RICHLAND	County	RICHLAND	Co-muni code	52-999
-----------------	--------------------	---------------	----------	---------------------	--------

Estimate Information

For an explanation of each aid payment listed below, review the additional information in this notice.

2025 Original Estimate	
1. County and municipal aid	\$1,199,203.95
2. Utility aid	\$192,597.55
3. Supplemental county and municipal aid	\$804,351.34
4. Expenditure restraint incentive program	\$0.00
5. Total Estimated 2025 Payments (sum of Lines 1-4)	\$2,196,152.84

Payment Information

Your local government will receive two distributions in 2025 :

- July 28, 2025: 15% of Line 1, 2, and 3 and 100% of Line 4 (*shown above*)
- November 17, 2025: balance of your 2025 aid payments

County and Municipal Aid

Under state law, the county and municipal aid paid to each county and municipality must be equal to the amount determined in 2012 (sec. 79.036, Wis. Stats.) and adjusted for fallen protective services insurance reimbursement (sec. 79.036(4), Wis. Stats.).

County and Municipal Aid Calculation	
1. Prior year county and municipal aid	\$1,172,327.07
2. Increase due to sales tax revenue, including adjustments (<i>district changes</i>)	\$26,963.52
3. Fallen protective services insurance adjustment	-\$86.64
4. Fallen protective services insurance reimbursement (<i>reported to DOR</i>)	\$0.00
5. Total County and Municipal Aid (sum of Lines 1-4)	\$1,199,203.95

Utility Aid

- Under state law, utility aid is distributed to each county and municipality where tax-exempt utility property is located (sec. 79.04, Wis. Stats.)
- Utility companies report utility property information to DOR annually
- DOR uses the provided information to accurately calculate utility aid (*shown below*)

Utility Aid Calculation	
1. Net book value, <i>as of December 31, 2024 (including expected additions/retirements)</i>	\$10,636,153.00
2. Total net book value payment	\$50,930.89
3. Minimum payment	\$0.00
4. Megawatt capacity	50.0
5. Megawatt capacity payment	\$66,666.66
6. Closed/decommissioned production plant (phased down) payment	\$0.00
7. Subtotal (<i>sum of Lines 2, 3, 5 and 6</i>)	\$117,597.55
8. Population cap	\$2,151,000.00
9. Adjusted subtotal (<i>lesser of Line 7 or Line 8</i>)	\$117,597.55
10. Adjacent site incentive payment	\$0.00
11. Baseload incentive payment	\$0.00
12. Co-generation incentive payment	\$0.00
13. Alternative energy incentive payment	\$75,000.00
14. Total incentive payments (<i>sum of Lines 10 through 13</i>)	\$75,000.00
15. Spent nuclear fuel payment	\$0.00
16. Total Utility Aid – this is the utility aid payment listed on the front of the estimate (<i>sum of Lines 9, 14 and 15</i>)	\$192,597.55

Supplemental County and Municipal Aid

- Under state law, supplemental county and municipal aid paid to each county and municipality is determined by 2023 Wisconsin Act 12 (sec. 79.037, Wis. Stats.)
- For detailed information, review [county and municipal aid spreadsheet](#)

Supplemental County and Municipal Aid Calculation	
1. Prior year supplemental county and municipal aid	\$786,267.19
2. Increase due to sales tax revenue including adjustments (<i>district changes</i>)	\$18,084.15
3. Total Supplemental County and Municipal Aid (<i>sum of Lines 1 and 2</i>)	\$804,351.34

Expenditure Restraint Incentive Program

- Only municipalities are eligible to receive Expenditure Restraint Incentive Program (ERIP) payments
- Under state law, in 2025, each municipality will receive a payment that is equal to the amount of the payment received by the municipality in 2024 (sec. 79.05(4), Wis. Stats., from 2023 WI Act 12 – notwithstanding subs. (2) and (3))

Contact Information

If you have questions, contact us at lgs@wisconsin.gov, (608) 266-8618 or (608) 261-5167.



State of Wisconsin • DEPARTMENT OF REVENUE

DIVISION OF STATE AND LOCAL FINANCE • BUREAU OF LOCAL GOVERNMENT SERVICES • 2135 RIMROCK RD MADISON, WI 53713

Mailing Address:
PO Box 8971 #6-97
Madison WI 53708-8971
Fax: (608) 264-6887
lgs@wisconsin.gov

September 13, 2024

STEPHANIE SCHWARTZLOW
TOWN OF AVON
15444 W SKINNER RD
BRODHEAD WI 53520-8952

Notice of Shared Revenue – 2025 Original Estimate

Notice Information

The Wisconsin Department of Revenue (DOR) is providing the **estimated** shared revenue amounts your local government will receive in 2025 under current state law for county and municipal aid, supplemental county and municipal aid, utility aid and the expenditure restraint incentive program. This does not include adjustments, shown on the July and November payment notices.

District	TOWN OF AVON	County	ROCK	Co-muni code	53-002
-----------------	--------------	---------------	------	---------------------	--------

Estimate Information

For an explanation of each aid payment listed below, review the additional information in this notice.

2025 Original Estimate	
1. County and municipal aid	\$15,433.21
2. Utility aid	\$1,094.11
3. Supplemental county and municipal aid	\$40,473.14
4. Expenditure restraint incentive program	\$0.00
5. Total Estimated 2025 Payments (sum of Lines 1-4)	\$57,000.46

Payment Information

Your local government will receive two distributions in 2025 :

- July 28, 2025: 15% of Line 1, 2, and 3 and 100% of Line 4 (*shown above*)
- November 17, 2025: balance of your 2025 aid payments

County and Municipal Aid

Under state law, the county and municipal aid paid to each county and municipality must be equal to the amount determined in 2012 (sec. 79.036, Wis. Stats.) and adjusted for fallen protective services insurance reimbursement (sec. 79.036(4), Wis. Stats.).

County and Municipal Aid Calculation	
1. Prior year county and municipal aid	\$15,087.32
2. Increase due to sales tax revenue, including adjustments (<i>district changes</i>)	\$347.01
3. Fallen protective services insurance adjustment	-\$1.12
4. Fallen protective services insurance reimbursement (<i>reported to DOR</i>)	\$0.00
5. Total County and Municipal Aid (sum of Lines 1-4)	\$15,433.21

Utility Aid

- Under state law, utility aid is distributed to each county and municipality where tax-exempt utility property is located (sec. 79.04, Wis. Stats.)
- Utility companies report utility property information to DOR annually
- DOR uses the provided information to accurately calculate utility aid (*shown below*)

Utility Aid Calculation	
1. Net book value, <i>as of December 31, 2024 (including expected additions/retirements)</i>	\$364,704.00
2. Total net book value payment	\$1,094.11
3. Minimum payment	\$0.00
4. Megawatt capacity	0.0
5. Megawatt capacity payment	\$0.00
6. Closed/decommissioned production plant (phased down) payment	\$0.00
7. Subtotal (<i>sum of Lines 2, 3, 5 and 6</i>)	\$1,094.11
8. Population cap	\$238,425.00
9. Adjusted subtotal (<i>lesser of Line 7 or Line 8</i>)	\$1,094.11
10. Adjacent site incentive payment	\$0.00
11. Baseload incentive payment	\$0.00
12. Co-generation incentive payment	\$0.00
13. Alternative energy incentive payment	\$0.00
14. Total incentive payments (<i>sum of Lines 10 through 13</i>)	\$0.00
15. Spent nuclear fuel payment	\$0.00
16. Total Utility Aid – this is the utility aid payment listed on the front of the estimate (<i>sum of Lines 9, 14 and 15</i>)	\$1,094.11

Supplemental County and Municipal Aid

- Under state law, supplemental county and municipal aid paid to each county and municipality is determined by 2023 Wisconsin Act 12 (sec. 79.037, Wis. Stats.)
- For detailed information, review [county and municipal aid spreadsheet](#)

Supplemental County and Municipal Aid Calculation	
1. Prior year supplemental county and municipal aid	\$39,563.19
2. Increase due to sales tax revenue including adjustments (<i>district changes</i>)	\$909.95
3. Total Supplemental County and Municipal Aid (<i>sum of Lines 1 and 2</i>)	\$40,473.14

Expenditure Restraint Incentive Program

- Only municipalities are eligible to receive Expenditure Restraint Incentive Program (ERIP) payments
- Under state law, in 2025, each municipality will receive a payment that is equal to the amount of the payment received by the municipality in 2024 (sec. 79.05(4), Wis. Stats., from 2023 WI Act 12 – notwithstanding subs. (2) and (3))

Contact Information

If you have questions, contact us at lgs@wisconsin.gov, (608) 266-8618 or (608) 261-5167.



State of Wisconsin • DEPARTMENT OF REVENUE

DIVISION OF STATE AND LOCAL FINANCE • BUREAU OF LOCAL GOVERNMENT SERVICES • 2135 RIMROCK RD MADISON, WI 53713

Mailing Address:
PO Box 8971 #6-97
Madison WI 53708-8971
Fax: (608) 264-6887
lgs@wisconsin.gov

September 13, 2024

KARRY DEVAULT
TOWN OF BELOIT
2445 S AFTON RD
BELOIT WI 53511

Notice of Shared Revenue – 2025 Original Estimate

Notice Information

The Wisconsin Department of Revenue (DOR) is providing the **estimated** shared revenue amounts your local government will receive in 2025 under current state law for county and municipal aid, supplemental county and municipal aid, utility aid and the expenditure restraint incentive program. This does not include adjustments, shown on the July and November payment notices.

District	TOWN OF BELOIT	County	ROCK	Co-muni code	53-004
-----------------	----------------	---------------	------	---------------------	--------

Estimate Information

For an explanation of each aid payment listed below, review the additional information in this notice.

2025 Original Estimate	
1. County and municipal aid	\$194,978.04
2. Utility aid	\$2,626,223.05
3. Supplemental county and municipal aid	\$208,321.16
4. Expenditure restraint incentive program	\$34,631.38
5. Total Estimated 2025 Payments (sum of Lines 1-4)	\$3,064,153.63

Payment Information

Your local government will receive two distributions in 2025 :

- July 28, 2025: 15% of Line 1, 2, and 3 and 100% of Line 4 (*shown above*)
- November 17, 2025: balance of your 2025 aid payments

County and Municipal Aid

Under state law, the county and municipal aid paid to each county and municipality must be equal to the amount determined in 2012 (sec. 79.036, Wis. Stats.) and adjusted for fallen protective services insurance reimbursement (sec. 79.036(4), Wis. Stats.).

County and Municipal Aid Calculation	
1. Prior year county and municipal aid	\$190,608.14
2. Increase due to sales tax revenue, including adjustments (<i>district changes</i>)	\$4,383.99
3. Fallen protective services insurance adjustment	-\$14.09
4. Fallen protective services insurance reimbursement (<i>reported to DOR</i>)	\$0.00
5. Total County and Municipal Aid (sum of Lines 1-4)	\$194,978.04

Utility Aid

- Under state law, utility aid is distributed to each county and municipality where tax-exempt utility property is located (sec. 79.04, Wis. Stats.)
- Utility companies report utility property information to DOR annually
- DOR uses the provided information to accurately calculate utility aid (*shown below*)

Utility Aid Calculation	
1. Net book value, as of December 31, 2024 (including expected additions/retirements)	\$56,223,199.00
2. Total net book value payment	\$168,669.60
3. Minimum payment	\$0.00
4. Megawatt capacity	1,639.1
5. Megawatt capacity payment	\$1,092,733.45
6. Closed/decommissioned production plant (phased down) payment	\$0.00
7. Subtotal (sum of Lines 2, 3, 5 and 6)	\$1,261,403.05
8. Population cap	\$3,367,700.00
9. Adjusted subtotal (lesser of Line 7 or Line 8)	\$1,261,403.05
10. Adjacent site incentive payment	\$1,260,720.00
11. Baseload incentive payment	\$0.00
12. Co-generation incentive payment	\$0.00
13. Alternative energy incentive payment	\$104,100.00
14. Total incentive payments (sum of Lines 10 through 13)	\$1,364,820.00
15. Spent nuclear fuel payment	\$0.00
16. Total Utility Aid – this is the utility aid payment listed on the front of the estimate (sum of Lines 9, 14 and 15)	\$2,626,223.05

Supplemental County and Municipal Aid

- Under state law, supplemental county and municipal aid paid to each county and municipality is determined by 2023 Wisconsin Act 12 (sec. 79.037, Wis. Stats.)
- For detailed information, review [county and municipal aid spreadsheet](#)

Supplemental County and Municipal Aid Calculation	
1. Prior year supplemental county and municipal aid	\$203,637.50
2. Increase due to sales tax revenue including adjustments (<i>district changes</i>)	\$4,683.66
3. Total Supplemental County and Municipal Aid (sum of Lines 1 and 2)	\$208,321.16

Expenditure Restraint Incentive Program

- Only municipalities are eligible to receive Expenditure Restraint Incentive Program (ERIP) payments
- Under state law, in 2025, each municipality will receive a payment that is equal to the amount of the payment received by the municipality in 2024 (sec. 79.05(4), Wis. Stats., from 2023 WI Act 12 – notwithstanding subs. (2) and (3))

Contact Information

If you have questions, contact us at lgs@wisconsin.gov, (608) 266-8618 or (608) 261-5167.



State of Wisconsin • DEPARTMENT OF REVENUE

DIVISION OF STATE AND LOCAL FINANCE • BUREAU OF LOCAL GOVERNMENT SERVICES • 2135 RIMROCK RD MADISON, WI 53713

Mailing Address:
PO Box 8971 #6-97
Madison WI 53708-8971
Fax: (608) 264-6887
lgs@wisconsin.gov

September 13, 2024

MARLINA JACKSON
TOWN OF BRADFORD
4414 SOUTH ODLING ROAD
DARIEN WI 53114

Notice of Shared Revenue – 2025 Original Estimate

Notice Information

The Wisconsin Department of Revenue (DOR) is providing the **estimated** shared revenue amounts your local government will receive in 2025 under current state law for county and municipal aid, supplemental county and municipal aid, utility aid and the expenditure restraint incentive program. This does not include adjustments, shown on the July and November payment notices.

District	TOWN OF BRADFORD	County	ROCK	Co-muni code	53-006
-----------------	------------------	---------------	------	---------------------	--------

Estimate Information

For an explanation of each aid payment listed below, review the additional information in this notice.

2025 Original Estimate	
1. County and municipal aid	\$13,434.39
2. Utility aid	\$2,086.06
3. Supplemental county and municipal aid	\$48,136.61
4. Expenditure restraint incentive program	\$0.00
5. Total Estimated 2025 Payments (sum of Lines 1-4)	\$63,657.06

Payment Information

Your local government will receive two distributions in 2025 :

- July 28, 2025: 15% of Line 1, 2, and 3 and 100% of Line 4 (*shown above*)
- November 17, 2025: balance of your 2025 aid payments

County and Municipal Aid

Under state law, the county and municipal aid paid to each county and municipality must be equal to the amount determined in 2012 (sec. 79.036, Wis. Stats.) and adjusted for fallen protective services insurance reimbursement (sec. 79.036(4), Wis. Stats.).

County and Municipal Aid Calculation	
1. Prior year county and municipal aid	\$13,133.29
2. Increase due to sales tax revenue, including adjustments (<i>district changes</i>)	\$302.07
3. Fallen protective services insurance adjustment	-\$0.97
4. Fallen protective services insurance reimbursement (<i>reported to DOR</i>)	\$0.00
5. Total County and Municipal Aid (sum of Lines 1-4)	\$13,434.39

Utility Aid

- Under state law, utility aid is distributed to each county and municipality where tax-exempt utility property is located (sec. 79.04, Wis. Stats.)
- Utility companies report utility property information to DOR annually
- DOR uses the provided information to accurately calculate utility aid (*shown below*)

Utility Aid Calculation	
1. Net book value, <i>as of December 31, 2024 (including expected additions/retirements)</i>	\$695,353.00
2. Total net book value payment	\$2,086.06
3. Minimum payment	\$0.00
4. Megawatt capacity	0.0
5. Megawatt capacity payment	\$0.00
6. Closed/decommissioned production plant (phased down) payment	\$0.00
7. Subtotal (<i>sum of Lines 2, 3, 5 and 6</i>)	\$2,086.06
8. Population cap	\$422,450.00
9. Adjusted subtotal (<i>lesser of Line 7 or Line 8</i>)	\$2,086.06
10. Adjacent site incentive payment	\$0.00
11. Baseload incentive payment	\$0.00
12. Co-generation incentive payment	\$0.00
13. Alternative energy incentive payment	\$0.00
14. Total incentive payments (<i>sum of Lines 10 through 13</i>)	\$0.00
15. Spent nuclear fuel payment	\$0.00
16. Total Utility Aid – this is the utility aid payment listed on the front of the estimate (<i>sum of Lines 9, 14 and 15</i>)	\$2,086.06

Supplemental County and Municipal Aid

- Under state law, supplemental county and municipal aid paid to each county and municipality is determined by 2023 Wisconsin Act 12 (sec. 79.037, Wis. Stats.)
- For detailed information, review [county and municipal aid spreadsheet](#)

Supplemental County and Municipal Aid Calculation	
1. Prior year supplemental county and municipal aid	\$47,054.36
2. Increase due to sales tax revenue including adjustments (<i>district changes</i>)	\$1,082.25
3. Total Supplemental County and Municipal Aid (<i>sum of Lines 1 and 2</i>)	\$48,136.61

Expenditure Restraint Incentive Program

- Only municipalities are eligible to receive Expenditure Restraint Incentive Program (ERIP) payments
- Under state law, in 2025, each municipality will receive a payment that is equal to the amount of the payment received by the municipality in 2024 (sec. 79.05(4), Wis. Stats., from 2023 WI Act 12 – notwithstanding subs. (2) and (3))

Contact Information

If you have questions, contact us at lgs@wisconsin.gov, (608) 266-8618 or (608) 261-5167.



State of Wisconsin • DEPARTMENT OF REVENUE

DIVISION OF STATE AND LOCAL FINANCE • BUREAU OF LOCAL GOVERNMENT SERVICES • 2135 RIMROCK RD MADISON, WI 53713

Mailing Address:
PO Box 8971 #6-97
Madison WI 53708-8971
Fax: (608) 264-6887
lgs@wisconsin.gov

September 13, 2024

DEVONA UDULUTCH
TOWN OF CENTER
7416 W MINERAL POINT RD
JANESVILLE WI 53548-8768

Notice of Shared Revenue – 2025 Original Estimate

Notice Information

The Wisconsin Department of Revenue (DOR) is providing the **estimated** shared revenue amounts your local government will receive in 2025 under current state law for county and municipal aid, supplemental county and municipal aid, utility aid and the expenditure restraint incentive program. This does not include adjustments, shown on the July and November payment notices.

District	TOWN OF CENTER	County	ROCK	Co-muni code	53-008
-----------------	----------------	---------------	------	---------------------	--------

Estimate Information

For an explanation of each aid payment listed below, review the additional information in this notice.

2025 Original Estimate	
1. County and municipal aid	\$11,849.63
2. Utility aid	\$4,047.09
3. Supplemental county and municipal aid	\$48,720.64
4. Expenditure restraint incentive program	\$0.00
5. Total Estimated 2025 Payments (sum of Lines 1-4)	\$64,617.36

Payment Information

Your local government will receive two distributions in 2025 :

- July 28, 2025: 15% of Line 1, 2, and 3 and 100% of Line 4 (*shown above*)
- November 17, 2025: balance of your 2025 aid payments

County and Municipal Aid

Under state law, the county and municipal aid paid to each county and municipality must be equal to the amount determined in 2012 (sec. 79.036, Wis. Stats.) and adjusted for fallen protective services insurance reimbursement (sec. 79.036(4), Wis. Stats.).

County and Municipal Aid Calculation	
1. Prior year county and municipal aid	\$11,584.06
2. Increase due to sales tax revenue, including adjustments (<i>district changes</i>)	\$266.43
3. Fallen protective services insurance adjustment	-\$0.86
4. Fallen protective services insurance reimbursement (<i>reported to DOR</i>)	\$0.00
5. Total County and Municipal Aid (sum of Lines 1-4)	\$11,849.63

Utility Aid

- Under state law, utility aid is distributed to each county and municipality where tax-exempt utility property is located (sec. 79.04, Wis. Stats.)
- Utility companies report utility property information to DOR annually
- DOR uses the provided information to accurately calculate utility aid (*shown below*)

Utility Aid Calculation	
1. Net book value, <i>as of December 31, 2024 (including expected additions/retirements)</i>	\$1,349,031.00
2. Total net book value payment	\$4,047.09
3. Minimum payment	\$0.00
4. Megawatt capacity	0.0
5. Megawatt capacity payment	\$0.00
6. Closed/decommissioned production plant (phased down) payment	\$0.00
7. Subtotal (<i>sum of Lines 2, 3, 5 and 6</i>)	\$4,047.09
8. Population cap	\$442,850.00
9. Adjusted subtotal (<i>lesser of Line 7 or Line 8</i>)	\$4,047.09
10. Adjacent site incentive payment	\$0.00
11. Baseload incentive payment	\$0.00
12. Co-generation incentive payment	\$0.00
13. Alternative energy incentive payment	\$0.00
14. Total incentive payments (<i>sum of Lines 10 through 13</i>)	\$0.00
15. Spent nuclear fuel payment	\$0.00
16. Total Utility Aid – this is the utility aid payment listed on the front of the estimate (<i>sum of Lines 9, 14 and 15</i>)	\$4,047.09

Supplemental County and Municipal Aid

- Under state law, supplemental county and municipal aid paid to each county and municipality is determined by 2023 Wisconsin Act 12 (sec. 79.037, Wis. Stats.)
- For detailed information, review [county and municipal aid spreadsheet](#)

Supplemental County and Municipal Aid Calculation	
1. Prior year supplemental county and municipal aid	\$47,625.26
2. Increase due to sales tax revenue including adjustments (<i>district changes</i>)	\$1,095.38
3. Total Supplemental County and Municipal Aid (<i>sum of Lines 1 and 2</i>)	\$48,720.64

Expenditure Restraint Incentive Program

- Only municipalities are eligible to receive Expenditure Restraint Incentive Program (ERIP) payments
- Under state law, in 2025, each municipality will receive a payment that is equal to the amount of the payment received by the municipality in 2024 (sec. 79.05(4), Wis. Stats., from 2023 WI Act 12 – notwithstanding subs. (2) and (3))

Contact Information

If you have questions, contact us at lgs@wisconsin.gov, (608) 266-8618 or (608) 261-5167.



State of Wisconsin • DEPARTMENT OF REVENUE

DIVISION OF STATE AND LOCAL FINANCE • BUREAU OF LOCAL GOVERNMENT SERVICES • 2135 RIMROCK RD MADISON, WI 53713

Mailing Address:
PO Box 8971 #6-97
Madison WI 53708-8971
Fax: (608) 264-6887
lgs@wisconsin.gov

September 13, 2024

MARY CARLSON
TOWN OF CLINTON
9346 E STATE ROAD 67
CLINTON WI 53525-8423

Notice of Shared Revenue – 2025 Original Estimate

Notice Information

The Wisconsin Department of Revenue (DOR) is providing the **estimated** shared revenue amounts your local government will receive in 2025 under current state law for county and municipal aid, supplemental county and municipal aid, utility aid and the expenditure restraint incentive program. This does not include adjustments, shown on the July and November payment notices.

District	TOWN OF CLINTON	County	ROCK	Co-muni code	53-010
-----------------	-----------------	---------------	------	---------------------	--------

Estimate Information

For an explanation of each aid payment listed below, review the additional information in this notice.

2025 Original Estimate	
1. County and municipal aid	\$11,818.91
2. Utility aid	\$9,080.30
3. Supplemental county and municipal aid	\$46,040.75
4. Expenditure restraint incentive program	\$0.00
5. Total Estimated 2025 Payments (sum of Lines 1-4)	\$66,939.96

Payment Information

Your local government will receive two distributions in 2025 :

- July 28, 2025: 15% of Line 1, 2, and 3 and 100% of Line 4 (*shown above*)
- November 17, 2025: balance of your 2025 aid payments

County and Municipal Aid

Under state law, the county and municipal aid paid to each county and municipality must be equal to the amount determined in 2012 (sec. 79.036, Wis. Stats.) and adjusted for fallen protective services insurance reimbursement (sec. 79.036(4), Wis. Stats.).

County and Municipal Aid Calculation	
1. Prior year county and municipal aid	\$11,554.02
2. Increase due to sales tax revenue, including adjustments (<i>district changes</i>)	\$265.74
3. Fallen protective services insurance adjustment	-\$0.85
4. Fallen protective services insurance reimbursement (<i>reported to DOR</i>)	\$0.00
5. Total County and Municipal Aid (sum of Lines 1-4)	\$11,818.91

Utility Aid

- Under state law, utility aid is distributed to each county and municipality where tax-exempt utility property is located (sec. 79.04, Wis. Stats.)
- Utility companies report utility property information to DOR annually
- DOR uses the provided information to accurately calculate utility aid (*shown below*)

Utility Aid Calculation	
1. Net book value, <i>as of December 31, 2024 (including expected additions/retirements)</i>	\$3,026,765.00
2. Total net book value payment	\$9,080.30
3. Minimum payment	\$0.00
4. Megawatt capacity	0.0
5. Megawatt capacity payment	\$0.00
6. Closed/decommissioned production plant (phased down) payment	\$0.00
7. Subtotal (<i>sum of Lines 2, 3, 5 and 6</i>)	\$9,080.30
8. Population cap	\$376,550.00
9. Adjusted subtotal (<i>lesser of Line 7 or Line 8</i>)	\$9,080.30
10. Adjacent site incentive payment	\$0.00
11. Baseload incentive payment	\$0.00
12. Co-generation incentive payment	\$0.00
13. Alternative energy incentive payment	\$0.00
14. Total incentive payments (<i>sum of Lines 10 through 13</i>)	\$0.00
15. Spent nuclear fuel payment	\$0.00
16. Total Utility Aid – this is the utility aid payment listed on the front of the estimate (<i>sum of Lines 9, 14 and 15</i>)	\$9,080.30

Supplemental County and Municipal Aid

- Under state law, supplemental county and municipal aid paid to each county and municipality is determined by 2023 Wisconsin Act 12 (sec. 79.037, Wis. Stats.)
- For detailed information, review [county and municipal aid spreadsheet](#)

Supplemental County and Municipal Aid Calculation	
1. Prior year supplemental county and municipal aid	\$45,005.62
2. Increase due to sales tax revenue including adjustments (<i>district changes</i>)	\$1,035.13
3. Total Supplemental County and Municipal Aid (<i>sum of Lines 1 and 2</i>)	\$46,040.75

Expenditure Restraint Incentive Program

- Only municipalities are eligible to receive Expenditure Restraint Incentive Program (ERIP) payments
- Under state law, in 2025, each municipality will receive a payment that is equal to the amount of the payment received by the municipality in 2024 (sec. 79.05(4), Wis. Stats., from 2023 WI Act 12 – notwithstanding subs. (2) and (3))

Contact Information

If you have questions, contact us at lgs@wisconsin.gov, (608) 266-8618 or (608) 261-5167.



State of Wisconsin • DEPARTMENT OF REVENUE

DIVISION OF STATE AND LOCAL FINANCE • BUREAU OF LOCAL GOVERNMENT SERVICES • 2135 RIMROCK RD MADISON, WI 53713

Mailing Address:
PO Box 8971 #6-97
Madison WI 53708-8971
Fax: (608) 264-6887
lgs@wisconsin.gov

September 13, 2024

LAURA SICLOVAN
TOWN OF FULTON
2738 W FULTON CENTER DR
EDGERTON WI 53534-8528

Notice of Shared Revenue – 2025 Original Estimate

Notice Information

The Wisconsin Department of Revenue (DOR) is providing the **estimated** shared revenue amounts your local government will receive in 2025 under current state law for county and municipal aid, supplemental county and municipal aid, utility aid and the expenditure restraint incentive program. This does not include adjustments, shown on the July and November payment notices.

District	TOWN OF FULTON	County	ROCK	Co-muni code	53-012
-----------------	----------------	---------------	------	---------------------	--------

Estimate Information

For an explanation of each aid payment listed below, review the additional information in this notice.

2025 Original Estimate	
1. County and municipal aid	\$40,852.48
2. Utility aid	\$144,821.69
3. Supplemental county and municipal aid	\$94,027.47
4. Expenditure restraint incentive program	\$0.00
5. Total Estimated 2025 Payments (sum of Lines 1-4)	\$279,701.64

Payment Information

Your local government will receive two distributions in 2025 :

- July 28, 2025: 15% of Line 1, 2, and 3 and 100% of Line 4 (*shown above*)
- November 17, 2025: balance of your 2025 aid payments

County and Municipal Aid

Under state law, the county and municipal aid paid to each county and municipality must be equal to the amount determined in 2012 (sec. 79.036, Wis. Stats.) and adjusted for fallen protective services insurance reimbursement (sec. 79.036(4), Wis. Stats.).

County and Municipal Aid Calculation	
1. Prior year county and municipal aid	\$39,936.88
2. Increase due to sales tax revenue, including adjustments (<i>district changes</i>)	\$918.55
3. Fallen protective services insurance adjustment	-\$2.95
4. Fallen protective services insurance reimbursement (<i>reported to DOR</i>)	\$0.00
5. Total County and Municipal Aid (sum of Lines 1-4)	\$40,852.48

Utility Aid

- Under state law, utility aid is distributed to each county and municipality where tax-exempt utility property is located (sec. 79.04, Wis. Stats.)
- Utility companies report utility property information to DOR annually
- DOR uses the provided information to accurately calculate utility aid (*shown below*)

Utility Aid Calculation	
1. Net book value, <i>as of December 31, 2024 (including expected additions/retirements)</i>	\$2,896,116.00
2. Total net book value payment	\$8,688.35
3. Minimum payment	\$0.00
4. Megawatt capacity	91.7
5. Megawatt capacity payment	\$61,133.34
6. Closed/decommissioned production plant (phased down) payment	\$0.00
7. Subtotal (<i>sum of Lines 2, 3, 5 and 6</i>)	\$69,821.69
8. Population cap	\$1,595,025.00
9. Adjusted subtotal (<i>lesser of Line 7 or Line 8</i>)	\$69,821.69
10. Adjacent site incentive payment	\$0.00
11. Baseload incentive payment	\$0.00
12. Co-generation incentive payment	\$0.00
13. Alternative energy incentive payment	\$75,000.00
14. Total incentive payments (<i>sum of Lines 10 through 13</i>)	\$75,000.00
15. Spent nuclear fuel payment	\$0.00
16. Total Utility Aid – this is the utility aid payment listed on the front of the estimate (<i>sum of Lines 9, 14 and 15</i>)	\$144,821.69

Supplemental County and Municipal Aid

- Under state law, supplemental county and municipal aid paid to each county and municipality is determined by 2023 Wisconsin Act 12 (sec. 79.037, Wis. Stats.)
- For detailed information, review [county and municipal aid spreadsheet](#)

Supplemental County and Municipal Aid Calculation	
1. Prior year supplemental county and municipal aid	\$91,913.46
2. Increase due to sales tax revenue including adjustments (<i>district changes</i>)	\$2,114.01
3. Total Supplemental County and Municipal Aid (<i>sum of Lines 1 and 2</i>)	\$94,027.47

Expenditure Restraint Incentive Program

- Only municipalities are eligible to receive Expenditure Restraint Incentive Program (ERIP) payments
- Under state law, in 2025, each municipality will receive a payment that is equal to the amount of the payment received by the municipality in 2024 (sec. 79.05(4), Wis. Stats., from 2023 WI Act 12 – notwithstanding subs. (2) and (3))

Contact Information

If you have questions, contact us at lgs@wisconsin.gov, (608) 266-8618 or (608) 261-5167.



State of Wisconsin • DEPARTMENT OF REVENUE

DIVISION OF STATE AND LOCAL FINANCE • BUREAU OF LOCAL GOVERNMENT SERVICES • 2135 RIMROCK RD MADISON, WI 53713

Mailing Address:
PO Box 8971 #6-97
Madison WI 53708-8971
Fax: (608) 264-6887
lgs@wisconsin.gov

September 13, 2024

TIM TOLLEFSON
TOWN OF HARMONY
5818 N KENNEDY RD
MILTON WI 53563

Notice of Shared Revenue – 2025 Original Estimate

Notice Information

The Wisconsin Department of Revenue (DOR) is providing the **estimated** shared revenue amounts your local government will receive in 2025 under current state law for county and municipal aid, supplemental county and municipal aid, utility aid and the expenditure restraint incentive program. This does not include adjustments, shown on the July and November payment notices.

District	TOWN OF HARMONY	County	ROCK	Co-muni code	53-014
-----------------	-----------------	---------------	------	---------------------	--------

Estimate Information

For an explanation of each aid payment listed below, review the additional information in this notice.

2025 Original Estimate	
1. County and municipal aid	\$28,390.08
2. Utility aid	\$8,285.76
3. Supplemental county and municipal aid	\$74,787.86
4. Expenditure restraint incentive program	\$0.00
5. Total Estimated 2025 Payments (sum of Lines 1-4)	\$111,463.70

Payment Information

Your local government will receive two distributions in 2025 :

- July 28, 2025: 15% of Line 1, 2, and 3 and 100% of Line 4 (*shown above*)
- November 17, 2025: balance of your 2025 aid payments

County and Municipal Aid

Under state law, the county and municipal aid paid to each county and municipality must be equal to the amount determined in 2012 (sec. 79.036, Wis. Stats.) and adjusted for fallen protective services insurance reimbursement (sec. 79.036(4), Wis. Stats.).

County and Municipal Aid Calculation	
1. Prior year county and municipal aid	\$27,753.79
2. Increase due to sales tax revenue, including adjustments (<i>district changes</i>)	\$638.34
3. Fallen protective services insurance adjustment	-\$2.05
4. Fallen protective services insurance reimbursement (<i>reported to DOR</i>)	\$0.00
5. Total County and Municipal Aid (sum of Lines 1-4)	\$28,390.08

Utility Aid

- Under state law, utility aid is distributed to each county and municipality where tax-exempt utility property is located (sec. 79.04, Wis. Stats.)
- Utility companies report utility property information to DOR annually
- DOR uses the provided information to accurately calculate utility aid (*shown below*)

Utility Aid Calculation	
1. Net book value, <i>as of December 31, 2024 (including expected additions/retirements)</i>	\$2,761,921.00
2. Total net book value payment	\$8,285.76
3. Minimum payment	\$0.00
4. Megawatt capacity	0.0
5. Megawatt capacity payment	\$0.00
6. Closed/decommissioned production plant (phased down) payment	\$0.00
7. Subtotal (<i>sum of Lines 2, 3, 5 and 6</i>)	\$8,285.76
8. Population cap	\$1,095,225.00
9. Adjusted subtotal (<i>lesser of Line 7 or Line 8</i>)	\$8,285.76
10. Adjacent site incentive payment	\$0.00
11. Baseload incentive payment	\$0.00
12. Co-generation incentive payment	\$0.00
13. Alternative energy incentive payment	\$0.00
14. Total incentive payments (<i>sum of Lines 10 through 13</i>)	\$0.00
15. Spent nuclear fuel payment	\$0.00
16. Total Utility Aid – this is the utility aid payment listed on the front of the estimate (<i>sum of Lines 9, 14 and 15</i>)	\$8,285.76

Supplemental County and Municipal Aid

- Under state law, supplemental county and municipal aid paid to each county and municipality is determined by 2023 Wisconsin Act 12 (sec. 79.037, Wis. Stats.)
- For detailed information, review [county and municipal aid spreadsheet](#)

Supplemental County and Municipal Aid Calculation	
1. Prior year supplemental county and municipal aid	\$73,106.41
2. Increase due to sales tax revenue including adjustments (<i>district changes</i>)	\$1,681.45
3. Total Supplemental County and Municipal Aid (<i>sum of Lines 1 and 2</i>)	\$74,787.86

Expenditure Restraint Incentive Program

- Only municipalities are eligible to receive Expenditure Restraint Incentive Program (ERIP) payments
- Under state law, in 2025, each municipality will receive a payment that is equal to the amount of the payment received by the municipality in 2024 (sec. 79.05(4), Wis. Stats., from 2023 WI Act 12 – notwithstanding subs. (2) and (3))

Contact Information

If you have questions, contact us at lgs@wisconsin.gov, (608) 266-8618 or (608) 261-5167.



State of Wisconsin • DEPARTMENT OF REVENUE

DIVISION OF STATE AND LOCAL FINANCE • BUREAU OF LOCAL GOVERNMENT SERVICES • 2135 RIMROCK RD MADISON, WI 53713

Mailing Address:
PO Box 8971 #6-97
Madison WI 53708-8971
Fax: (608) 264-6887
lgs@wisconsin.gov

September 13, 2024

DONALD BLAKENEY
TOWN OF JANESVILLE
1628 N LITTLE CT
JANESVILLE WI 53548-7613

Notice of Shared Revenue – 2025 Original Estimate

Notice Information

The Wisconsin Department of Revenue (DOR) is providing the **estimated** shared revenue amounts your local government will receive in 2025 under current state law for county and municipal aid, supplemental county and municipal aid, utility aid and the expenditure restraint incentive program. This does not include adjustments, shown on the July and November payment notices.

District	TOWN OF JANESVILLE	County	ROCK	Co-muni code	53-016
-----------------	--------------------	---------------	------	---------------------	--------

Estimate Information

For an explanation of each aid payment listed below, review the additional information in this notice.

2025 Original Estimate	
1. County and municipal aid	\$41,292.59
2. Utility aid	\$20,296.36
3. Supplemental county and municipal aid	\$94,044.59
4. Expenditure restraint incentive program	\$0.00
5. Total Estimated 2025 Payments (sum of Lines 1-4)	\$155,633.54

Payment Information

Your local government will receive two distributions in 2025 :

- July 28, 2025: 15% of Line 1, 2, and 3 and 100% of Line 4 (*shown above*)
- November 17, 2025: balance of your 2025 aid payments

County and Municipal Aid

Under state law, the county and municipal aid paid to each county and municipality must be equal to the amount determined in 2012 (sec. 79.036, Wis. Stats.) and adjusted for fallen protective services insurance reimbursement (sec. 79.036(4), Wis. Stats.).

County and Municipal Aid Calculation	
1. Prior year county and municipal aid	\$40,367.13
2. Increase due to sales tax revenue, including adjustments (<i>district changes</i>)	\$928.44
3. Fallen protective services insurance adjustment	-\$2.98
4. Fallen protective services insurance reimbursement (<i>reported to DOR</i>)	\$0.00
5. Total County and Municipal Aid (sum of Lines 1-4)	\$41,292.59

Utility Aid

- Under state law, utility aid is distributed to each county and municipality where tax-exempt utility property is located (sec. 79.04, Wis. Stats.)
- Utility companies report utility property information to DOR annually
- DOR uses the provided information to accurately calculate utility aid (*shown below*)

Utility Aid Calculation	
1. Net book value, <i>as of December 31, 2024 (including expected additions/retirements)</i>	\$6,765,453.00
2. Total net book value payment	\$20,296.36
3. Minimum payment	\$0.00
4. Megawatt capacity	0.0
5. Megawatt capacity payment	\$0.00
6. Closed/decommissioned production plant (phased down) payment	\$0.00
7. Subtotal (<i>sum of Lines 2, 3, 5 and 6</i>)	\$20,296.36
8. Population cap	\$1,572,500.00
9. Adjusted subtotal (<i>lesser of Line 7 or Line 8</i>)	\$20,296.36
10. Adjacent site incentive payment	\$0.00
11. Baseload incentive payment	\$0.00
12. Co-generation incentive payment	\$0.00
13. Alternative energy incentive payment	\$0.00
14. Total incentive payments (<i>sum of Lines 10 through 13</i>)	\$0.00
15. Spent nuclear fuel payment	\$0.00
16. Total Utility Aid – this is the utility aid payment listed on the front of the estimate <i>(sum of Lines 9, 14 and 15)</i>	\$20,296.36

Supplemental County and Municipal Aid

- Under state law, supplemental county and municipal aid paid to each county and municipality is determined by 2023 Wisconsin Act 12 (sec. 79.037, Wis. Stats.)
- For detailed information, review [county and municipal aid spreadsheet](#)

Supplemental County and Municipal Aid Calculation	
1. Prior year supplemental county and municipal aid	\$91,930.20
2. Increase due to sales tax revenue including adjustments (<i>district changes</i>)	\$2,114.39
3. Total Supplemental County and Municipal Aid (<i>sum of Lines 1 and 2</i>)	\$94,044.59

Expenditure Restraint Incentive Program

- Only municipalities are eligible to receive Expenditure Restraint Incentive Program (ERIP) payments
- Under state law, in 2025, each municipality will receive a payment that is equal to the amount of the payment received by the municipality in 2024 (sec. 79.05(4), Wis. Stats., from 2023 WI Act 12 – notwithstanding subs. (2) and (3))

Contact Information

If you have questions, contact us at lgs@wisconsin.gov, (608) 266-8618 or (608) 261-5167.



State of Wisconsin • DEPARTMENT OF REVENUE

DIVISION OF STATE AND LOCAL FINANCE • BUREAU OF LOCAL GOVERNMENT SERVICES • 2135 RIMROCK RD MADISON, WI 53713

Mailing Address:
PO Box 8971 #6-97
Madison WI 53708-8971
Fax: (608) 264-6887
lgs@wisconsin.gov

September 13, 2024

MARY MAWHINNEY
TOWN OF JOHNSTOWN
17 S SCHARINE RD
AVALON WI 53505-9710

Notice of Shared Revenue – 2025 Original Estimate

Notice Information

The Wisconsin Department of Revenue (DOR) is providing the **estimated** shared revenue amounts your local government will receive in 2025 under current state law for county and municipal aid, supplemental county and municipal aid, utility aid and the expenditure restraint incentive program. This does not include adjustments, shown on the July and November payment notices.

District	TOWN OF JOHNSTOWN	County	ROCK	Co-muni code	53-018
-----------------	-------------------	---------------	------	---------------------	--------

Estimate Information

For an explanation of each aid payment listed below, review the additional information in this notice.

2025 Original Estimate	
1. County and municipal aid	\$12,161.12
2. Utility aid	\$0.00
3. Supplemental county and municipal aid	\$43,807.10
4. Expenditure restraint incentive program	\$0.00
5. Total Estimated 2025 Payments (sum of Lines 1-4)	\$55,968.22

Payment Information

Your local government will receive two distributions in 2025 :

- July 28, 2025: 15% of Line 1, 2, and 3 and 100% of Line 4 (*shown above*)
- November 17, 2025: balance of your 2025 aid payments

County and Municipal Aid

Under state law, the county and municipal aid paid to each county and municipality must be equal to the amount determined in 2012 (sec. 79.036, Wis. Stats.) and adjusted for fallen protective services insurance reimbursement (sec. 79.036(4), Wis. Stats.).

County and Municipal Aid Calculation	
1. Prior year county and municipal aid	\$11,888.56
2. Increase due to sales tax revenue, including adjustments (<i>district changes</i>)	\$273.44
3. Fallen protective services insurance adjustment	-\$0.88
4. Fallen protective services insurance reimbursement (<i>reported to DOR</i>)	\$0.00
5. Total County and Municipal Aid (sum of Lines 1-4)	\$12,161.12

Utility Aid

- Under state law, utility aid is distributed to each county and municipality where tax-exempt utility property is located (sec. 79.04, Wis. Stats.)
- Utility companies report utility property information to DOR annually
- DOR uses the provided information to accurately calculate utility aid (*shown below*)

Utility Aid Calculation	
1. Net book value, <i>as of December 31, 2024 (including expected additions/retirements)</i>	\$0.00
2. Total net book value payment	\$0.00
3. Minimum payment	\$0.00
4. Megawatt capacity	0.0
5. Megawatt capacity payment	\$0.00
6. Closed/decommissioned production plant (phased down) payment	\$0.00
7. Subtotal (<i>sum of Lines 2, 3, 5 and 6</i>)	\$0.00
8. Population cap	\$320,025.00
9. Adjusted subtotal (<i>lesser of Line 7 or Line 8</i>)	\$0.00
10. Adjacent site incentive payment	\$0.00
11. Baseload incentive payment	\$0.00
12. Co-generation incentive payment	\$0.00
13. Alternative energy incentive payment	\$0.00
14. Total incentive payments (<i>sum of Lines 10 through 13</i>)	\$0.00
15. Spent nuclear fuel payment	\$0.00
16. Total Utility Aid – this is the utility aid payment listed on the front of the estimate (<i>sum of Lines 9, 14 and 15</i>)	\$0.00

Supplemental County and Municipal Aid

- Under state law, supplemental county and municipal aid paid to each county and municipality is determined by 2023 Wisconsin Act 12 (sec. 79.037, Wis. Stats.)
- For detailed information, review [county and municipal aid spreadsheet](#)

Supplemental County and Municipal Aid Calculation	
1. Prior year supplemental county and municipal aid	\$42,822.19
2. Increase due to sales tax revenue including adjustments (<i>district changes</i>)	\$984.91
3. Total Supplemental County and Municipal Aid (<i>sum of Lines 1 and 2</i>)	\$43,807.10

Expenditure Restraint Incentive Program

- Only municipalities are eligible to receive Expenditure Restraint Incentive Program (ERIP) payments
- Under state law, in 2025, each municipality will receive a payment that is equal to the amount of the payment received by the municipality in 2024 (sec. 79.05(4), Wis. Stats., from 2023 WI Act 12 – notwithstanding subs. (2) and (3))

Contact Information

If you have questions, contact us at lgs@wisconsin.gov, (608) 266-8618 or (608) 261-5167.



State of Wisconsin • DEPARTMENT OF REVENUE

DIVISION OF STATE AND LOCAL FINANCE • BUREAU OF LOCAL GOVERNMENT SERVICES • 2135 RIMROCK RD MADISON, WI 53713

Mailing Address:
PO Box 8971 #6-97
Madison WI 53708-8971
Fax: (608) 264-6887
lgs@wisconsin.gov

September 13, 2024

DAWN MILLER
TOWN OF LA PRAIRIE
3954 S NEVADA TR
JANESVILLE WI 53546

Notice of Shared Revenue – 2025 Original Estimate

Notice Information

The Wisconsin Department of Revenue (DOR) is providing the **estimated** shared revenue amounts your local government will receive in 2025 under current state law for county and municipal aid, supplemental county and municipal aid, utility aid and the expenditure restraint incentive program. This does not include adjustments, shown on the July and November payment notices.

District	TOWN OF LA PRAIRIE	County	ROCK	Co-muni code	53-020
-----------------	--------------------	---------------	------	---------------------	--------

Estimate Information

For an explanation of each aid payment listed below, review the additional information in this notice.

2025 Original Estimate	
1. County and municipal aid	\$12,739.84
2. Utility aid	\$9,876.35
3. Supplemental county and municipal aid	\$44,116.40
4. Expenditure restraint incentive program	\$0.00
5. Total Estimated 2025 Payments (sum of Lines 1-4)	\$66,732.59

Payment Information

Your local government will receive two distributions in 2025 :

- July 28, 2025: 15% of Line 1, 2, and 3 and 100% of Line 4 (*shown above*)
- November 17, 2025: balance of your 2025 aid payments

County and Municipal Aid

Under state law, the county and municipal aid paid to each county and municipality must be equal to the amount determined in 2012 (sec. 79.036, Wis. Stats.) and adjusted for fallen protective services insurance reimbursement (sec. 79.036(4), Wis. Stats.).

County and Municipal Aid Calculation	
1. Prior year county and municipal aid	\$12,454.31
2. Increase due to sales tax revenue, including adjustments (<i>district changes</i>)	\$286.45
3. Fallen protective services insurance adjustment	-\$0.92
4. Fallen protective services insurance reimbursement (<i>reported to DOR</i>)	\$0.00
5. Total County and Municipal Aid (sum of Lines 1-4)	\$12,739.84

Utility Aid

- Under state law, utility aid is distributed to each county and municipality where tax-exempt utility property is located (sec. 79.04, Wis. Stats.)
- Utility companies report utility property information to DOR annually
- DOR uses the provided information to accurately calculate utility aid (*shown below*)

Utility Aid Calculation	
1. Net book value, <i>as of December 31, 2024 (including expected additions/retirements)</i>	\$3,292,117.00
2. Total net book value payment	\$9,876.35
3. Minimum payment	\$0.00
4. Megawatt capacity	0.0
5. Megawatt capacity payment	\$0.00
6. Closed/decommissioned production plant (phased down) payment	\$0.00
7. Subtotal (<i>sum of Lines 2, 3, 5 and 6</i>)	\$9,876.35
8. Population cap	\$328,525.00
9. Adjusted subtotal (<i>lesser of Line 7 or Line 8</i>)	\$9,876.35
10. Adjacent site incentive payment	\$0.00
11. Baseload incentive payment	\$0.00
12. Co-generation incentive payment	\$0.00
13. Alternative energy incentive payment	\$0.00
14. Total incentive payments (<i>sum of Lines 10 through 13</i>)	\$0.00
15. Spent nuclear fuel payment	\$0.00
16. Total Utility Aid – this is the utility aid payment listed on the front of the estimate (<i>sum of Lines 9, 14 and 15</i>)	\$9,876.35

Supplemental County and Municipal Aid

- Under state law, supplemental county and municipal aid paid to each county and municipality is determined by 2023 Wisconsin Act 12 (sec. 79.037, Wis. Stats.)
- For detailed information, review [county and municipal aid spreadsheet](#)

Supplemental County and Municipal Aid Calculation	
1. Prior year supplemental county and municipal aid	\$43,124.54
2. Increase due to sales tax revenue including adjustments (<i>district changes</i>)	\$991.86
3. Total Supplemental County and Municipal Aid (<i>sum of Lines 1 and 2</i>)	\$44,116.40

Expenditure Restraint Incentive Program

- Only municipalities are eligible to receive Expenditure Restraint Incentive Program (ERIP) payments
- Under state law, in 2025, each municipality will receive a payment that is equal to the amount of the payment received by the municipality in 2024 (sec. 79.05(4), Wis. Stats., from 2023 WI Act 12 – notwithstanding subs. (2) and (3))

Contact Information

If you have questions, contact us at lgs@wisconsin.gov, (608) 266-8618 or (608) 261-5167.



State of Wisconsin • DEPARTMENT OF REVENUE

DIVISION OF STATE AND LOCAL FINANCE • BUREAU OF LOCAL GOVERNMENT SERVICES • 2135 RIMROCK RD MADISON, WI 53713

Mailing Address:
PO Box 8971 #6-97
Madison WI 53708-8971
Fax: (608) 264-6887
lgs@wisconsin.gov

September 13, 2024

PAM HOOKSTEAD
TOWN OF LIMA
9504 N DEMPSEY DR
WHITEWATER WI 53190-3257

Notice of Shared Revenue – 2025 Original Estimate

Notice Information

The Wisconsin Department of Revenue (DOR) is providing the **estimated** shared revenue amounts your local government will receive in 2025 under current state law for county and municipal aid, supplemental county and municipal aid, utility aid and the expenditure restraint incentive program. This does not include adjustments, shown on the July and November payment notices.

District	TOWN OF LIMA	County	ROCK	Co-muni code	53-022
-----------------	--------------	---------------	------	---------------------	--------

Estimate Information

For an explanation of each aid payment listed below, review the additional information in this notice.

2025 Original Estimate	
1. County and municipal aid	\$22,834.68
2. Utility aid	\$342.06
3. Supplemental county and municipal aid	\$52,584.95
4. Expenditure restraint incentive program	\$0.00
5. Total Estimated 2025 Payments (sum of Lines 1-4)	\$75,761.69

Payment Information

Your local government will receive two distributions in 2025 :

- July 28, 2025: 15% of Line 1, 2, and 3 and 100% of Line 4 (*shown above*)
- November 17, 2025: balance of your 2025 aid payments

County and Municipal Aid

Under state law, the county and municipal aid paid to each county and municipality must be equal to the amount determined in 2012 (sec. 79.036, Wis. Stats.) and adjusted for fallen protective services insurance reimbursement (sec. 79.036(4), Wis. Stats.).

County and Municipal Aid Calculation	
1. Prior year county and municipal aid	\$22,322.90
2. Increase due to sales tax revenue, including adjustments (<i>district changes</i>)	\$513.43
3. Fallen protective services insurance adjustment	-\$1.65
4. Fallen protective services insurance reimbursement (<i>reported to DOR</i>)	\$0.00
5. Total County and Municipal Aid (sum of Lines 1-4)	\$22,834.68

Utility Aid

- Under state law, utility aid is distributed to each county and municipality where tax-exempt utility property is located (sec. 79.04, Wis. Stats.)
- Utility companies report utility property information to DOR annually
- DOR uses the provided information to accurately calculate utility aid (*shown below*)

Utility Aid Calculation	
1. Net book value, <i>as of December 31, 2024 (including expected additions/retirements)</i>	\$114,020.00
2. Total net book value payment	\$342.06
3. Minimum payment	\$0.00
4. Megawatt capacity	0.0
5. Megawatt capacity payment	\$0.00
6. Closed/decommissioned production plant (phased down) payment	\$0.00
7. Subtotal (<i>sum of Lines 2, 3, 5 and 6</i>)	\$342.06
8. Population cap	\$541,875.00
9. Adjusted subtotal (<i>lesser of Line 7 or Line 8</i>)	\$342.06
10. Adjacent site incentive payment	\$0.00
11. Baseload incentive payment	\$0.00
12. Co-generation incentive payment	\$0.00
13. Alternative energy incentive payment	\$0.00
14. Total incentive payments (<i>sum of Lines 10 through 13</i>)	\$0.00
15. Spent nuclear fuel payment	\$0.00
16. Total Utility Aid – this is the utility aid payment listed on the front of the estimate (<i>sum of Lines 9, 14 and 15</i>)	\$342.06

Supplemental County and Municipal Aid

- Under state law, supplemental county and municipal aid paid to each county and municipality is determined by 2023 Wisconsin Act 12 (sec. 79.037, Wis. Stats.)
- For detailed information, review [county and municipal aid spreadsheet](#)

Supplemental County and Municipal Aid Calculation	
1. Prior year supplemental county and municipal aid	\$51,402.69
2. Increase due to sales tax revenue including adjustments (<i>district changes</i>)	\$1,182.26
3. Total Supplemental County and Municipal Aid (<i>sum of Lines 1 and 2</i>)	\$52,584.95

Expenditure Restraint Incentive Program

- Only municipalities are eligible to receive Expenditure Restraint Incentive Program (ERIP) payments
- Under state law, in 2025, each municipality will receive a payment that is equal to the amount of the payment received by the municipality in 2024 (sec. 79.05(4), Wis. Stats., from 2023 WI Act 12 – notwithstanding subs. (2) and (3))

Contact Information

If you have questions, contact us at lgs@wisconsin.gov, (608) 266-8618 or (608) 261-5167.



State of Wisconsin • DEPARTMENT OF REVENUE

DIVISION OF STATE AND LOCAL FINANCE • BUREAU OF LOCAL GOVERNMENT SERVICES • 2135 RIMROCK RD MADISON, WI 53713

Mailing Address:
PO Box 8971 #6-97
Madison WI 53708-8971
Fax: (608) 264-6887
lgs@wisconsin.gov

September 13, 2024

GRACEANN TOBERMAN
TOWN OF MAGNOLIA
13343 W COUNTY RD B
BRODHEAD WI 53520-9002

Notice of Shared Revenue – 2025 Original Estimate

Notice Information

The Wisconsin Department of Revenue (DOR) is providing the **estimated** shared revenue amounts your local government will receive in 2025 under current state law for county and municipal aid, supplemental county and municipal aid, utility aid and the expenditure restraint incentive program. This does not include adjustments, shown on the July and November payment notices.

District	TOWN OF MAGNOLIA	County	ROCK	Co-muni code	53-024
-----------------	------------------	---------------	------	---------------------	--------

Estimate Information

For an explanation of each aid payment listed below, review the additional information in this notice.

2025 Original Estimate	
1. County and municipal aid	\$9,700.16
2. Utility aid	\$0.00
3. Supplemental county and municipal aid	\$43,497.81
4. Expenditure restraint incentive program	\$0.00
5. Total Estimated 2025 Payments (sum of Lines 1-4)	\$53,197.97

Payment Information

Your local government will receive two distributions in 2025 :

- July 28, 2025: 15% of Line 1, 2, and 3 and 100% of Line 4 (*shown above*)
- November 17, 2025: balance of your 2025 aid payments

County and Municipal Aid

Under state law, the county and municipal aid paid to each county and municipality must be equal to the amount determined in 2012 (sec. 79.036, Wis. Stats.) and adjusted for fallen protective services insurance reimbursement (sec. 79.036(4), Wis. Stats.).

County and Municipal Aid Calculation	
1. Prior year county and municipal aid	\$9,482.76
2. Increase due to sales tax revenue, including adjustments (<i>district changes</i>)	\$218.10
3. Fallen protective services insurance adjustment	-\$0.70
4. Fallen protective services insurance reimbursement (<i>reported to DOR</i>)	\$0.00
5. Total County and Municipal Aid (sum of Lines 1-4)	\$9,700.16

Utility Aid

- Under state law, utility aid is distributed to each county and municipality where tax-exempt utility property is located (sec. 79.04, Wis. Stats.)
- Utility companies report utility property information to DOR annually
- DOR uses the provided information to accurately calculate utility aid (*shown below*)

Utility Aid Calculation	
1. Net book value, <i>as of December 31, 2024 (including expected additions/retirements)</i>	\$0.00
2. Total net book value payment	\$0.00
3. Minimum payment	\$0.00
4. Megawatt capacity	0.0
5. Megawatt capacity payment	\$0.00
6. Closed/decommissioned production plant (phased down) payment	\$0.00
7. Subtotal (<i>sum of Lines 2, 3, 5 and 6</i>)	\$0.00
8. Population cap	\$306,425.00
9. Adjusted subtotal (<i>lesser of Line 7 or Line 8</i>)	\$0.00
10. Adjacent site incentive payment	\$0.00
11. Baseload incentive payment	\$0.00
12. Co-generation incentive payment	\$0.00
13. Alternative energy incentive payment	\$0.00
14. Total incentive payments (<i>sum of Lines 10 through 13</i>)	\$0.00
15. Spent nuclear fuel payment	\$0.00
16. Total Utility Aid – this is the utility aid payment listed on the front of the estimate (<i>sum of Lines 9, 14 and 15</i>)	\$0.00

Supplemental County and Municipal Aid

- Under state law, supplemental county and municipal aid paid to each county and municipality is determined by 2023 Wisconsin Act 12 (sec. 79.037, Wis. Stats.)
- For detailed information, review [county and municipal aid spreadsheet](#)

Supplemental County and Municipal Aid Calculation	
1. Prior year supplemental county and municipal aid	\$42,519.85
2. Increase due to sales tax revenue including adjustments (<i>district changes</i>)	\$977.96
3. Total Supplemental County and Municipal Aid (<i>sum of Lines 1 and 2</i>)	\$43,497.81

Expenditure Restraint Incentive Program

- Only municipalities are eligible to receive Expenditure Restraint Incentive Program (ERIP) payments
- Under state law, in 2025, each municipality will receive a payment that is equal to the amount of the payment received by the municipality in 2024 (sec. 79.05(4), Wis. Stats., from 2023 WI Act 12 – notwithstanding subs. (2) and (3))

Contact Information

If you have questions, contact us at lgs@wisconsin.gov, (608) 266-8618 or (608) 261-5167.



State of Wisconsin • DEPARTMENT OF REVENUE

DIVISION OF STATE AND LOCAL FINANCE • BUREAU OF LOCAL GOVERNMENT SERVICES • 2135 RIMROCK RD MADISON, WI 53713

Mailing Address:
PO Box 8971 #6-97
Madison WI 53708-8971
Fax: (608) 264-6887
lgs@wisconsin.gov

September 13, 2024

TIFFANY CHINN- BARSNESS
TOWN OF MILTON
23 1ST ST
MILTON WI 53563

Notice of Shared Revenue – 2025 Original Estimate

Notice Information

The Wisconsin Department of Revenue (DOR) is providing the **estimated** shared revenue amounts your local government will receive in 2025 under current state law for county and municipal aid, supplemental county and municipal aid, utility aid and the expenditure restraint incentive program. This does not include adjustments, shown on the July and November payment notices.

District	TOWN OF MILTON	County	ROCK	Co-muni code	53-026
-----------------	----------------	---------------	------	---------------------	--------

Estimate Information

For an explanation of each aid payment listed below, review the additional information in this notice.

2025 Original Estimate	
1. County and municipal aid	\$36,258.24
2. Utility aid	\$2,508.62
3. Supplemental county and municipal aid	\$84,094.11
4. Expenditure restraint incentive program	\$0.00
5. Total Estimated 2025 Payments (sum of Lines 1-4)	\$122,860.97

Payment Information

Your local government will receive two distributions in 2025 :

- July 28, 2025: 15% of Line 1, 2, and 3 and 100% of Line 4 (*shown above*)
- November 17, 2025: balance of your 2025 aid payments

County and Municipal Aid

Under state law, the county and municipal aid paid to each county and municipality must be equal to the amount determined in 2012 (sec. 79.036, Wis. Stats.) and adjusted for fallen protective services insurance reimbursement (sec. 79.036(4), Wis. Stats.).

County and Municipal Aid Calculation	
1. Prior year county and municipal aid	\$35,445.61
2. Increase due to sales tax revenue, including adjustments (<i>district changes</i>)	\$815.25
3. Fallen protective services insurance adjustment	-\$2.62
4. Fallen protective services insurance reimbursement (<i>reported to DOR</i>)	\$0.00
5. Total County and Municipal Aid (sum of Lines 1-4)	\$36,258.24

Utility Aid

- Under state law, utility aid is distributed to each county and municipality where tax-exempt utility property is located (sec. 79.04, Wis. Stats.)
- Utility companies report utility property information to DOR annually
- DOR uses the provided information to accurately calculate utility aid (*shown below*)

Utility Aid Calculation	
1. Net book value, <i>as of December 31, 2024 (including expected additions/retirements)</i>	\$836,205.00
2. Total net book value payment	\$2,508.62
3. Minimum payment	\$0.00
4. Megawatt capacity	0.0
5. Megawatt capacity payment	\$0.00
6. Closed/decommissioned production plant (phased down) payment	\$0.00
7. Subtotal (<i>sum of Lines 2, 3, 5 and 6</i>)	\$2,508.62
8. Population cap	\$1,328,125.00
9. Adjusted subtotal (<i>lesser of Line 7 or Line 8</i>)	\$2,508.62
10. Adjacent site incentive payment	\$0.00
11. Baseload incentive payment	\$0.00
12. Co-generation incentive payment	\$0.00
13. Alternative energy incentive payment	\$0.00
14. Total incentive payments (<i>sum of Lines 10 through 13</i>)	\$0.00
15. Spent nuclear fuel payment	\$0.00
16. Total Utility Aid – this is the utility aid payment listed on the front of the estimate (<i>sum of Lines 9, 14 and 15</i>)	\$2,508.62

Supplemental County and Municipal Aid

- Under state law, supplemental county and municipal aid paid to each county and municipality is determined by 2023 Wisconsin Act 12 (sec. 79.037, Wis. Stats.)
- For detailed information, review [county and municipal aid spreadsheet](#)

Supplemental County and Municipal Aid Calculation	
1. Prior year supplemental county and municipal aid	\$82,203.43
2. Increase due to sales tax revenue including adjustments (<i>district changes</i>)	\$1,890.68
3. Total Supplemental County and Municipal Aid (<i>sum of Lines 1 and 2</i>)	\$84,094.11

Expenditure Restraint Incentive Program

- Only municipalities are eligible to receive Expenditure Restraint Incentive Program (ERIP) payments
- Under state law, in 2025, each municipality will receive a payment that is equal to the amount of the payment received by the municipality in 2024 (sec. 79.05(4), Wis. Stats., from 2023 WI Act 12 – notwithstanding subs. (2) and (3))

Contact Information

If you have questions, contact us at lgs@wisconsin.gov, (608) 266-8618 or (608) 261-5167.



State of Wisconsin • DEPARTMENT OF REVENUE

DIVISION OF STATE AND LOCAL FINANCE • BUREAU OF LOCAL GOVERNMENT SERVICES • 2135 RIMROCK RD MADISON, WI 53713

Mailing Address:
PO Box 8971 #6-97
Madison WI 53708-8971
Fax: (608) 264-6887
lgs@wisconsin.gov

September 13, 2024

KELLY FALLON
TOWN OF NEWARK
9528 WEST BELOIT-NEWARK RD
BELOIT WI 53511

Notice of Shared Revenue – 2025 Original Estimate

Notice Information

The Wisconsin Department of Revenue (DOR) is providing the **estimated** shared revenue amounts your local government will receive in 2025 under current state law for county and municipal aid, supplemental county and municipal aid, utility aid and the expenditure restraint incentive program. This does not include adjustments, shown on the July and November payment notices.

District	TOWN OF NEWARK	County	ROCK	Co-muni code	53-028
-----------------	----------------	---------------	------	---------------------	--------

Estimate Information

For an explanation of each aid payment listed below, review the additional information in this notice.

2025 Original Estimate	
1. County and municipal aid	\$24,399.92
2. Utility aid	\$221.88
3. Supplemental county and municipal aid	\$56,688.51
4. Expenditure restraint incentive program	\$0.00
5. Total Estimated 2025 Payments (sum of Lines 1-4)	\$81,310.31

Payment Information

Your local government will receive two distributions in 2025 :

- July 28, 2025: 15% of Line 1, 2, and 3 and 100% of Line 4 (*shown above*)
- November 17, 2025: balance of your 2025 aid payments

County and Municipal Aid

Under state law, the county and municipal aid paid to each county and municipality must be equal to the amount determined in 2012 (sec. 79.036, Wis. Stats.) and adjusted for fallen protective services insurance reimbursement (sec. 79.036(4), Wis. Stats.).

County and Municipal Aid Calculation	
1. Prior year county and municipal aid	\$23,853.06
2. Increase due to sales tax revenue, including adjustments (<i>district changes</i>)	\$548.62
3. Fallen protective services insurance adjustment	-\$1.76
4. Fallen protective services insurance reimbursement (<i>reported to DOR</i>)	\$0.00
5. Total County and Municipal Aid (sum of Lines 1-4)	\$24,399.92

Utility Aid

- Under state law, utility aid is distributed to each county and municipality where tax-exempt utility property is located (sec. 79.04, Wis. Stats.)
- Utility companies report utility property information to DOR annually
- DOR uses the provided information to accurately calculate utility aid (*shown below*)

Utility Aid Calculation	
1. Net book value, <i>as of December 31, 2024 (including expected additions/retirements)</i>	\$73,960.00
2. Total net book value payment	\$221.88
3. Minimum payment	\$0.00
4. Megawatt capacity	0.0
5. Megawatt capacity payment	\$0.00
6. Closed/decommissioned production plant (phased down) payment	\$0.00
7. Subtotal (<i>sum of Lines 2, 3, 5 and 6</i>)	\$221.88
8. Population cap	\$638,350.00
9. Adjusted subtotal (<i>lesser of Line 7 or Line 8</i>)	\$221.88
10. Adjacent site incentive payment	\$0.00
11. Baseload incentive payment	\$0.00
12. Co-generation incentive payment	\$0.00
13. Alternative energy incentive payment	\$0.00
14. Total incentive payments (<i>sum of Lines 10 through 13</i>)	\$0.00
15. Spent nuclear fuel payment	\$0.00
16. Total Utility Aid – this is the utility aid payment listed on the front of the estimate (<i>sum of Lines 9, 14 and 15</i>)	\$221.88

Supplemental County and Municipal Aid

- Under state law, supplemental county and municipal aid paid to each county and municipality is determined by 2023 Wisconsin Act 12 (sec. 79.037, Wis. Stats.)
- For detailed information, review [county and municipal aid spreadsheet](#)

Supplemental County and Municipal Aid Calculation	
1. Prior year supplemental county and municipal aid	\$55,413.99
2. Increase due to sales tax revenue including adjustments (<i>district changes</i>)	\$1,274.52
3. Total Supplemental County and Municipal Aid (<i>sum of Lines 1 and 2</i>)	\$56,688.51

Expenditure Restraint Incentive Program

- Only municipalities are eligible to receive Expenditure Restraint Incentive Program (ERIP) payments
- Under state law, in 2025, each municipality will receive a payment that is equal to the amount of the payment received by the municipality in 2024 (sec. 79.05(4), Wis. Stats., from 2023 WI Act 12 – notwithstanding subs. (2) and (3))

Contact Information

If you have questions, contact us at lgs@wisconsin.gov, (608) 266-8618 or (608) 261-5167.



State of Wisconsin • DEPARTMENT OF REVENUE

DIVISION OF STATE AND LOCAL FINANCE • BUREAU OF LOCAL GOVERNMENT SERVICES • 2135 RIMROCK RD MADISON, WI 53713

Mailing Address:
PO Box 8971 #6-97
Madison WI 53708-8971
Fax: (608) 264-6887
lgs@wisconsin.gov

September 13, 2024

DAWN MILLER
TOWN OF PLYMOUTH
8219 W HIGH ST.
ORFORDVILLE WI 53576-8716

Notice of Shared Revenue – 2025 Original Estimate

Notice Information

The Wisconsin Department of Revenue (DOR) is providing the **estimated** shared revenue amounts your local government will receive in 2025 under current state law for county and municipal aid, supplemental county and municipal aid, utility aid and the expenditure restraint incentive program. This does not include adjustments, shown on the July and November payment notices.

District	TOWN OF PLYMOUTH	County	ROCK	Co-muni code	53-030
-----------------	------------------	---------------	------	---------------------	--------

Estimate Information

For an explanation of each aid payment listed below, review the additional information in this notice.

2025 Original Estimate	
1. County and municipal aid	\$22,080.38
2. Utility aid	\$65.52
3. Supplemental county and municipal aid	\$52,052.60
4. Expenditure restraint incentive program	\$0.00
5. Total Estimated 2025 Payments (sum of Lines 1-4)	\$74,198.50

Payment Information

Your local government will receive two distributions in 2025 :

- July 28, 2025: 15% of Line 1, 2, and 3 and 100% of Line 4 (*shown above*)
- November 17, 2025: balance of your 2025 aid payments

County and Municipal Aid

Under state law, the county and municipal aid paid to each county and municipality must be equal to the amount determined in 2012 (sec. 79.036, Wis. Stats.) and adjusted for fallen protective services insurance reimbursement (sec. 79.036(4), Wis. Stats.).

County and Municipal Aid Calculation	
1. Prior year county and municipal aid	\$21,585.51
2. Increase due to sales tax revenue, including adjustments (<i>district changes</i>)	\$496.47
3. Fallen protective services insurance adjustment	-\$1.60
4. Fallen protective services insurance reimbursement (<i>reported to DOR</i>)	\$0.00
5. Total County and Municipal Aid (sum of Lines 1-4)	\$22,080.38

Utility Aid

- Under state law, utility aid is distributed to each county and municipality where tax-exempt utility property is located (sec. 79.04, Wis. Stats.)
- Utility companies report utility property information to DOR annually
- DOR uses the provided information to accurately calculate utility aid (*shown below*)

Utility Aid Calculation	
1. Net book value, <i>as of December 31, 2024 (including expected additions/retirements)</i>	\$21,839.00
2. Total net book value payment	\$65.52
3. Minimum payment	\$0.00
4. Megawatt capacity	0.0
5. Megawatt capacity payment	\$0.00
6. Closed/decommissioned production plant (phased down) payment	\$0.00
7. Subtotal (<i>sum of Lines 2, 3, 5 and 6</i>)	\$65.52
8. Population cap	\$521,900.00
9. Adjusted subtotal (<i>lesser of Line 7 or Line 8</i>)	\$65.52
10. Adjacent site incentive payment	\$0.00
11. Baseload incentive payment	\$0.00
12. Co-generation incentive payment	\$0.00
13. Alternative energy incentive payment	\$0.00
14. Total incentive payments (<i>sum of Lines 10 through 13</i>)	\$0.00
15. Spent nuclear fuel payment	\$0.00
16. Total Utility Aid – this is the utility aid payment listed on the front of the estimate (<i>sum of Lines 9, 14 and 15</i>)	\$65.52

Supplemental County and Municipal Aid

- Under state law, supplemental county and municipal aid paid to each county and municipality is determined by 2023 Wisconsin Act 12 (sec. 79.037, Wis. Stats.)
- For detailed information, review [county and municipal aid spreadsheet](#)

Supplemental County and Municipal Aid Calculation	
1. Prior year supplemental county and municipal aid	\$50,882.31
2. Increase due to sales tax revenue including adjustments (<i>district changes</i>)	\$1,170.29
3. Total Supplemental County and Municipal Aid (<i>sum of Lines 1 and 2</i>)	\$52,052.60

Expenditure Restraint Incentive Program

- Only municipalities are eligible to receive Expenditure Restraint Incentive Program (ERIP) payments
- Under state law, in 2025, each municipality will receive a payment that is equal to the amount of the payment received by the municipality in 2024 (sec. 79.05(4), Wis. Stats., from 2023 WI Act 12 – notwithstanding subs. (2) and (3))

Contact Information

If you have questions, contact us at lgs@wisconsin.gov, (608) 266-8618 or (608) 261-5167.



State of Wisconsin • DEPARTMENT OF REVENUE

DIVISION OF STATE AND LOCAL FINANCE • BUREAU OF LOCAL GOVERNMENT SERVICES • 2135 RIMROCK RD MADISON, WI 53713

Mailing Address:
PO Box 8971 #6-97
Madison WI 53708-8971
Fax: (608) 264-6887
lgs@wisconsin.gov

September 13, 2024

ANNE REMLEY-HAINES
TOWN OF PORTER
9219 N TOLLES RD
EVANSVILLE WI 53536

Notice of Shared Revenue – 2025 Original Estimate

Notice Information

The Wisconsin Department of Revenue (DOR) is providing the **estimated** shared revenue amounts your local government will receive in 2025 under current state law for county and municipal aid, supplemental county and municipal aid, utility aid and the expenditure restraint incentive program. This does not include adjustments, shown on the July and November payment notices.

District	TOWN OF PORTER	County	ROCK	Co-muni code	53-032
-----------------	----------------	---------------	------	---------------------	--------

Estimate Information

For an explanation of each aid payment listed below, review the additional information in this notice.

2025 Original Estimate	
1. County and municipal aid	\$12,769.40
2. Utility aid	\$0.00
3. Supplemental county and municipal aid	\$47,483.83
4. Expenditure restraint incentive program	\$0.00
5. Total Estimated 2025 Payments (sum of Lines 1-4)	\$60,253.23

Payment Information

Your local government will receive two distributions in 2025 :

- July 28, 2025: 15% of Line 1, 2, and 3 and 100% of Line 4 (*shown above*)
- November 17, 2025: balance of your 2025 aid payments

County and Municipal Aid

Under state law, the county and municipal aid paid to each county and municipality must be equal to the amount determined in 2012 (sec. 79.036, Wis. Stats.) and adjusted for fallen protective services insurance reimbursement (sec. 79.036(4), Wis. Stats.).

County and Municipal Aid Calculation	
1. Prior year county and municipal aid	\$12,483.21
2. Increase due to sales tax revenue, including adjustments (<i>district changes</i>)	\$287.11
3. Fallen protective services insurance adjustment	-\$0.92
4. Fallen protective services insurance reimbursement (<i>reported to DOR</i>)	\$0.00
5. Total County and Municipal Aid (sum of Lines 1-4)	\$12,769.40

Utility Aid

- Under state law, utility aid is distributed to each county and municipality where tax-exempt utility property is located (sec. 79.04, Wis. Stats.)
- Utility companies report utility property information to DOR annually
- DOR uses the provided information to accurately calculate utility aid (*shown below*)

Utility Aid Calculation	
1. Net book value, as of December 31, 2024 (including expected additions/retirements)	\$0.00
2. Total net book value payment	\$0.00
3. Minimum payment	\$0.00
4. Megawatt capacity	0.0
5. Megawatt capacity payment	\$0.00
6. Closed/decommissioned production plant (phased down) payment	\$0.00
7. Subtotal (sum of Lines 2, 3, 5 and 6)	\$0.00
8. Population cap	\$415,650.00
9. Adjusted subtotal (lesser of Line 7 or Line 8)	\$0.00
10. Adjacent site incentive payment	\$0.00
11. Baseload incentive payment	\$0.00
12. Co-generation incentive payment	\$0.00
13. Alternative energy incentive payment	\$0.00
14. Total incentive payments (sum of Lines 10 through 13)	\$0.00
15. Spent nuclear fuel payment	\$0.00
16. Total Utility Aid – this is the utility aid payment listed on the front of the estimate (sum of Lines 9, 14 and 15)	\$0.00

Supplemental County and Municipal Aid

- Under state law, supplemental county and municipal aid paid to each county and municipality is determined by 2023 Wisconsin Act 12 (sec. 79.037, Wis. Stats.)
- For detailed information, review [county and municipal aid spreadsheet](#)

Supplemental County and Municipal Aid Calculation	
1. Prior year supplemental county and municipal aid	\$46,416.26
2. Increase due to sales tax revenue including adjustments (district changes)	\$1,067.57
3. Total Supplemental County and Municipal Aid (sum of Lines 1 and 2)	\$47,483.83

Expenditure Restraint Incentive Program

- Only municipalities are eligible to receive Expenditure Restraint Incentive Program (ERIP) payments
- Under state law, in 2025, each municipality will receive a payment that is equal to the amount of the payment received by the municipality in 2024 (sec. 79.05(4), Wis. Stats., from 2023 WI Act 12 – notwithstanding subs. (2) and (3))

Contact Information

If you have questions, contact us at lgs@wisconsin.gov, (608) 266-8618 or (608) 261-5167.



State of Wisconsin • DEPARTMENT OF REVENUE

DIVISION OF STATE AND LOCAL FINANCE • BUREAU OF LOCAL GOVERNMENT SERVICES • 2135 RIMROCK RD MADISON, WI 53713

Mailing Address:
PO Box 8971 #6-97
Madison WI 53708-8971
Fax: (608) 264-6887
lgs@wisconsin.gov

September 13, 2024

KRISTINA BENNETT
TOWN OF ROCK
PO BOX 25
AFTON WI 53501

Notice of Shared Revenue – 2025 Original Estimate

Notice Information

The Wisconsin Department of Revenue (DOR) is providing the **estimated** shared revenue amounts your local government will receive in 2025 under current state law for county and municipal aid, supplemental county and municipal aid, utility aid and the expenditure restraint incentive program. This does not include adjustments, shown on the July and November payment notices.

District	TOWN OF ROCK	County	ROCK	Co-muni code	53-034
-----------------	--------------	---------------	------	---------------------	--------

Estimate Information

For an explanation of each aid payment listed below, review the additional information in this notice.

2025 Original Estimate	
1. County and municipal aid	\$103,723.67
2. Utility aid	\$940.37
3. Supplemental county and municipal aid	\$82,020.89
4. Expenditure restraint incentive program	\$0.00
5. Total Estimated 2025 Payments (sum of Lines 1-4)	\$186,684.93

Payment Information

Your local government will receive two distributions in 2025 :

- July 28, 2025: 15% of Line 1, 2, and 3 and 100% of Line 4 (*shown above*)
- November 17, 2025: balance of your 2025 aid payments

County and Municipal Aid

Under state law, the county and municipal aid paid to each county and municipality must be equal to the amount determined in 2012 (sec. 79.036, Wis. Stats.) and adjusted for fallen protective services insurance reimbursement (sec. 79.036(4), Wis. Stats.).

County and Municipal Aid Calculation	
1. Prior year county and municipal aid	\$101,398.98
2. Increase due to sales tax revenue, including adjustments (<i>district changes</i>)	\$2,332.18
3. Fallen protective services insurance adjustment	-\$7.49
4. Fallen protective services insurance reimbursement (<i>reported to DOR</i>)	\$0.00
5. Total County and Municipal Aid (sum of Lines 1-4)	\$103,723.67

Utility Aid

- Under state law, utility aid is distributed to each county and municipality where tax-exempt utility property is located (sec. 79.04, Wis. Stats.)
- Utility companies report utility property information to DOR annually
- DOR uses the provided information to accurately calculate utility aid (*shown below*)

Utility Aid Calculation	
1. Net book value, <i>as of December 31, 2024 (including expected additions/retirements)</i>	\$313,457.00
2. Total net book value payment	\$940.37
3. Minimum payment	\$0.00
4. Megawatt capacity	0.0
5. Megawatt capacity payment	\$0.00
6. Closed/decommissioned production plant (phased down) payment	\$0.00
7. Subtotal (<i>sum of Lines 2, 3, 5 and 6</i>)	\$940.37
8. Population cap	\$1,265,225.00
9. Adjusted subtotal (<i>lesser of Line 7 or Line 8</i>)	\$940.37
10. Adjacent site incentive payment	\$0.00
11. Baseload incentive payment	\$0.00
12. Co-generation incentive payment	\$0.00
13. Alternative energy incentive payment	\$0.00
14. Total incentive payments (<i>sum of Lines 10 through 13</i>)	\$0.00
15. Spent nuclear fuel payment	\$0.00
16. Total Utility Aid – this is the utility aid payment listed on the front of the estimate (<i>sum of Lines 9, 14 and 15</i>)	\$940.37

Supplemental County and Municipal Aid

- Under state law, supplemental county and municipal aid paid to each county and municipality is determined by 2023 Wisconsin Act 12 (sec. 79.037, Wis. Stats.)
- For detailed information, review [county and municipal aid spreadsheet](#)

Supplemental County and Municipal Aid Calculation	
1. Prior year supplemental county and municipal aid	\$80,176.82
2. Increase due to sales tax revenue including adjustments (<i>district changes</i>)	\$1,844.07
3. Total Supplemental County and Municipal Aid (<i>sum of Lines 1 and 2</i>)	\$82,020.89

Expenditure Restraint Incentive Program

- Only municipalities are eligible to receive Expenditure Restraint Incentive Program (ERIP) payments
- Under state law, in 2025, each municipality will receive a payment that is equal to the amount of the payment received by the municipality in 2024 (sec. 79.05(4), Wis. Stats., from 2023 WI Act 12 – notwithstanding subs. (2) and (3))

Contact Information

If you have questions, contact us at lgs@wisconsin.gov, (608) 266-8618 or (608) 261-5167.



State of Wisconsin • DEPARTMENT OF REVENUE

DIVISION OF STATE AND LOCAL FINANCE • BUREAU OF LOCAL GOVERNMENT SERVICES • 2135 RIMROCK RD MADISON, WI 53713

Mailing Address:
PO Box 8971 #6-97
Madison WI 53708-8971
Fax: (608) 264-6887
lgs@wisconsin.gov

September 13, 2024

DELA ENDS
TOWN OF SPRING VALLEY
17310 FOOTVILLE BRODHEAD RD
BRODHEAD WI 53520

Notice of Shared Revenue – 2025 Original Estimate

Notice Information

The Wisconsin Department of Revenue (DOR) is providing the **estimated** shared revenue amounts your local government will receive in 2025 under current state law for county and municipal aid, supplemental county and municipal aid, utility aid and the expenditure restraint incentive program. This does not include adjustments, shown on the July and November payment notices.

District	TOWN OF SPRING VALLEY	County	ROCK	Co-muni code	53-036
-----------------	-----------------------	---------------	------	---------------------	--------

Estimate Information

For an explanation of each aid payment listed below, review the additional information in this notice.

2025 Original Estimate	
1. County and municipal aid	\$12,240.71
2. Utility aid	\$7,283.99
3. Supplemental county and municipal aid	\$43,154.13
4. Expenditure restraint incentive program	\$0.00
5. Total Estimated 2025 Payments (sum of Lines 1-4)	\$62,678.83

Payment Information

Your local government will receive two distributions in 2025 :

- July 28, 2025: 15% of Line 1, 2, and 3 and 100% of Line 4 (*shown above*)
- November 17, 2025: balance of your 2025 aid payments

County and Municipal Aid

Under state law, the county and municipal aid paid to each county and municipality must be equal to the amount determined in 2012 (sec. 79.036, Wis. Stats.) and adjusted for fallen protective services insurance reimbursement (sec. 79.036(4), Wis. Stats.).

County and Municipal Aid Calculation	
1. Prior year county and municipal aid	\$11,966.36
2. Increase due to sales tax revenue, including adjustments (<i>district changes</i>)	\$275.23
3. Fallen protective services insurance adjustment	-\$0.88
4. Fallen protective services insurance reimbursement (<i>reported to DOR</i>)	\$0.00
5. Total County and Municipal Aid (sum of Lines 1-4)	\$12,240.71

Utility Aid

- Under state law, utility aid is distributed to each county and municipality where tax-exempt utility property is located (sec. 79.04, Wis. Stats.)
- Utility companies report utility property information to DOR annually
- DOR uses the provided information to accurately calculate utility aid (*shown below*)

Utility Aid Calculation	
1. Net book value, <i>as of December 31, 2024 (including expected additions/retirements)</i>	\$2,427,995.00
2. Total net book value payment	\$7,283.99
3. Minimum payment	\$0.00
4. Megawatt capacity	0.0
5. Megawatt capacity payment	\$0.00
6. Closed/decommissioned production plant (phased down) payment	\$0.00
7. Subtotal (<i>sum of Lines 2, 3, 5 and 6</i>)	\$7,283.99
8. Population cap	\$306,850.00
9. Adjusted subtotal (<i>lesser of Line 7 or Line 8</i>)	\$7,283.99
10. Adjacent site incentive payment	\$0.00
11. Baseload incentive payment	\$0.00
12. Co-generation incentive payment	\$0.00
13. Alternative energy incentive payment	\$0.00
14. Total incentive payments (<i>sum of Lines 10 through 13</i>)	\$0.00
15. Spent nuclear fuel payment	\$0.00
16. Total Utility Aid – this is the utility aid payment listed on the front of the estimate (<i>sum of Lines 9, 14 and 15</i>)	\$7,283.99

Supplemental County and Municipal Aid

- Under state law, supplemental county and municipal aid paid to each county and municipality is determined by 2023 Wisconsin Act 12 (sec. 79.037, Wis. Stats.)
- For detailed information, review [county and municipal aid spreadsheet](#)

Supplemental County and Municipal Aid Calculation	
1. Prior year supplemental county and municipal aid	\$42,183.90
2. Increase due to sales tax revenue including adjustments (<i>district changes</i>)	\$970.23
3. Total Supplemental County and Municipal Aid (<i>sum of Lines 1 and 2</i>)	\$43,154.13

Expenditure Restraint Incentive Program

- Only municipalities are eligible to receive Expenditure Restraint Incentive Program (ERIP) payments
- Under state law, in 2025, each municipality will receive a payment that is equal to the amount of the payment received by the municipality in 2024 (sec. 79.05(4), Wis. Stats., from 2023 WI Act 12 – notwithstanding subs. (2) and (3))

Contact Information

If you have questions, contact us at lgs@wisconsin.gov, (608) 266-8618 or (608) 261-5167.



State of Wisconsin • DEPARTMENT OF REVENUE

DIVISION OF STATE AND LOCAL FINANCE • BUREAU OF LOCAL GOVERNMENT SERVICES • 2135 RIMROCK RD MADISON, WI 53713

Mailing Address:
PO Box 8971 #6-97
Madison WI 53708-8971
Fax: (608) 264-6887
lgs@wisconsin.gov

September 13, 2024

KRISTINA BENNETT
TOWN OF TURTLE
6916 COUNTY RD J
BELOIT WI 53511-8964

Notice of Shared Revenue – 2025 Original Estimate

Notice Information

The Wisconsin Department of Revenue (DOR) is providing the **estimated** shared revenue amounts your local government will receive in 2025 under current state law for county and municipal aid, supplemental county and municipal aid, utility aid and the expenditure restraint incentive program. This does not include adjustments, shown on the July and November payment notices.

District	TOWN OF TURTLE	County	ROCK	Co-muni code	53-038
-----------------	----------------	---------------	------	---------------------	--------

Estimate Information

For an explanation of each aid payment listed below, review the additional information in this notice.

2025 Original Estimate	
1. County and municipal aid	\$39,360.96
2. Utility aid	\$15,876.12
3. Supplemental county and municipal aid	\$72,095.91
4. Expenditure restraint incentive program	\$0.00
5. Total Estimated 2025 Payments (sum of Lines 1-4)	\$127,332.99

Payment Information

Your local government will receive two distributions in 2025 :

- July 28, 2025: 15% of Line 1, 2, and 3 and 100% of Line 4 (*shown above*)
- November 17, 2025: balance of your 2025 aid payments

County and Municipal Aid

Under state law, the county and municipal aid paid to each county and municipality must be equal to the amount determined in 2012 (sec. 79.036, Wis. Stats.) and adjusted for fallen protective services insurance reimbursement (sec. 79.036(4), Wis. Stats.).

County and Municipal Aid Calculation	
1. Prior year county and municipal aid	\$38,478.79
2. Increase due to sales tax revenue, including adjustments (<i>district changes</i>)	\$885.01
3. Fallen protective services insurance adjustment	-\$2.84
4. Fallen protective services insurance reimbursement (<i>reported to DOR</i>)	\$0.00
5. Total County and Municipal Aid (sum of Lines 1-4)	\$39,360.96

Utility Aid

- Under state law, utility aid is distributed to each county and municipality where tax-exempt utility property is located (sec. 79.04, Wis. Stats.)
- Utility companies report utility property information to DOR annually
- DOR uses the provided information to accurately calculate utility aid (*shown below*)

Utility Aid Calculation	
1. Net book value, <i>as of December 31, 2024 (including expected additions/retirements)</i>	\$5,292,040.00
2. Total net book value payment	\$15,876.12
3. Minimum payment	\$0.00
4. Megawatt capacity	0.0
5. Megawatt capacity payment	\$0.00
6. Closed/decommissioned production plant (phased down) payment	\$0.00
7. Subtotal (<i>sum of Lines 2, 3, 5 and 6</i>)	\$15,876.12
8. Population cap	\$1,021,275.00
9. Adjusted subtotal (<i>lesser of Line 7 or Line 8</i>)	\$15,876.12
10. Adjacent site incentive payment	\$0.00
11. Baseload incentive payment	\$0.00
12. Co-generation incentive payment	\$0.00
13. Alternative energy incentive payment	\$0.00
14. Total incentive payments (<i>sum of Lines 10 through 13</i>)	\$0.00
15. Spent nuclear fuel payment	\$0.00
16. Total Utility Aid – this is the utility aid payment listed on the front of the estimate (<i>sum of Lines 9, 14 and 15</i>)	\$15,876.12

Supplemental County and Municipal Aid

- Under state law, supplemental county and municipal aid paid to each county and municipality is determined by 2023 Wisconsin Act 12 (sec. 79.037, Wis. Stats.)
- For detailed information, review [county and municipal aid spreadsheet](#)

Supplemental County and Municipal Aid Calculation	
1. Prior year supplemental county and municipal aid	\$70,474.99
2. Increase due to sales tax revenue including adjustments (<i>district changes</i>)	\$1,620.92
3. Total Supplemental County and Municipal Aid (<i>sum of Lines 1 and 2</i>)	\$72,095.91

Expenditure Restraint Incentive Program

- Only municipalities are eligible to receive Expenditure Restraint Incentive Program (ERIP) payments
- Under state law, in 2025, each municipality will receive a payment that is equal to the amount of the payment received by the municipality in 2024 (sec. 79.05(4), Wis. Stats., from 2023 WI Act 12 – notwithstanding subs. (2) and (3))

Contact Information

If you have questions, contact us at lgs@wisconsin.gov, (608) 266-8618 or (608) 261-5167.



State of Wisconsin • DEPARTMENT OF REVENUE

DIVISION OF STATE AND LOCAL FINANCE • BUREAU OF LOCAL GOVERNMENT SERVICES • 2135 RIMROCK RD MADISON, WI 53713

Mailing Address:
PO Box 8971 #6-97
Madison WI 53708-8971
Fax: (608) 264-6887
lgs@wisconsin.gov

September 13, 2024

REGINA RIEDEL
TOWN OF UNION
15531 W GREEN BAY ROAD
EVANSVILLE WI 53536

Notice of Shared Revenue – 2025 Original Estimate

Notice Information

The Wisconsin Department of Revenue (DOR) is providing the **estimated** shared revenue amounts your local government will receive in 2025 under current state law for county and municipal aid, supplemental county and municipal aid, utility aid and the expenditure restraint incentive program. This does not include adjustments, shown on the July and November payment notices.

District	TOWN OF UNION	County	ROCK	Co-muni code	53-040
-----------------	---------------	---------------	------	---------------------	--------

Estimate Information

For an explanation of each aid payment listed below, review the additional information in this notice.

2025 Original Estimate	
1. County and municipal aid	\$23,209.33
2. Utility aid	\$11.83
3. Supplemental county and municipal aid	\$67,002.07
4. Expenditure restraint incentive program	\$0.00
5. Total Estimated 2025 Payments (sum of Lines 1-4)	\$90,223.23

Payment Information

Your local government will receive two distributions in 2025 :

- July 28, 2025: 15% of Line 1, 2, and 3 and 100% of Line 4 (*shown above*)
- November 17, 2025: balance of your 2025 aid payments

County and Municipal Aid

Under state law, the county and municipal aid paid to each county and municipality must be equal to the amount determined in 2012 (sec. 79.036, Wis. Stats.) and adjusted for fallen protective services insurance reimbursement (sec. 79.036(4), Wis. Stats.).

County and Municipal Aid Calculation	
1. Prior year county and municipal aid	\$22,689.16
2. Increase due to sales tax revenue, including adjustments (<i>district changes</i>)	\$521.85
3. Fallen protective services insurance adjustment	-\$1.68
4. Fallen protective services insurance reimbursement (<i>reported to DOR</i>)	\$0.00
5. Total County and Municipal Aid (sum of Lines 1-4)	\$23,209.33

Utility Aid

- Under state law, utility aid is distributed to each county and municipality where tax-exempt utility property is located (sec. 79.04, Wis. Stats.)
- Utility companies report utility property information to DOR annually
- DOR uses the provided information to accurately calculate utility aid (*shown below*)

Utility Aid Calculation	
1. Net book value, <i>as of December 31, 2024 (including expected additions/retirements)</i>	\$3,943.00
2. Total net book value payment	\$11.83
3. Minimum payment	\$0.00
4. Megawatt capacity	0.0
5. Megawatt capacity payment	\$0.00
6. Closed/decommissioned production plant (phased down) payment	\$0.00
7. Subtotal (<i>sum of Lines 2, 3, 5 and 6</i>)	\$11.83
8. Population cap	\$897,600.00
9. Adjusted subtotal (<i>lesser of Line 7 or Line 8</i>)	\$11.83
10. Adjacent site incentive payment	\$0.00
11. Baseload incentive payment	\$0.00
12. Co-generation incentive payment	\$0.00
13. Alternative energy incentive payment	\$0.00
14. Total incentive payments (<i>sum of Lines 10 through 13</i>)	\$0.00
15. Spent nuclear fuel payment	\$0.00
16. Total Utility Aid – this is the utility aid payment listed on the front of the estimate (<i>sum of Lines 9, 14 and 15</i>)	\$11.83

Supplemental County and Municipal Aid

- Under state law, supplemental county and municipal aid paid to each county and municipality is determined by 2023 Wisconsin Act 12 (sec. 79.037, Wis. Stats.)
- For detailed information, review [county and municipal aid spreadsheet](#)

Supplemental County and Municipal Aid Calculation	
1. Prior year supplemental county and municipal aid	\$65,495.67
2. Increase due to sales tax revenue including adjustments (<i>district changes</i>)	\$1,506.40
3. Total Supplemental County and Municipal Aid (<i>sum of Lines 1 and 2</i>)	\$67,002.07

Expenditure Restraint Incentive Program

- Only municipalities are eligible to receive Expenditure Restraint Incentive Program (ERIP) payments
- Under state law, in 2025, each municipality will receive a payment that is equal to the amount of the payment received by the municipality in 2024 (sec. 79.05(4), Wis. Stats., from 2023 WI Act 12 – notwithstanding subs. (2) and (3))

Contact Information

If you have questions, contact us at lgs@wisconsin.gov, (608) 266-8618 or (608) 261-5167.



State of Wisconsin • DEPARTMENT OF REVENUE

DIVISION OF STATE AND LOCAL FINANCE • BUREAU OF LOCAL GOVERNMENT SERVICES • 2135 RIMROCK RD MADISON, WI 53713

Mailing Address:
PO Box 8971 #6-97
Madison WI 53708-8971
Fax: (608) 264-6887
lgs@wisconsin.gov

September 13, 2024

PAM FRANSEEN
VILLAGE OF CLINTON
301 CROSS ST, PO BOX 129
CLINTON WI 53525

Notice of Shared Revenue – 2025 Original Estimate

Notice Information

The Wisconsin Department of Revenue (DOR) is providing the **estimated** shared revenue amounts your local government will receive in 2025 under current state law for county and municipal aid, supplemental county and municipal aid, utility aid and the expenditure restraint incentive program. This does not include adjustments, shown on the July and November payment notices.

District	VILLAGE OF CLINTON	County	ROCK	Co-muni code	53-111
-----------------	--------------------	---------------	------	---------------------	--------

Estimate Information

For an explanation of each aid payment listed below, review the additional information in this notice.

2025 Original Estimate	
1. County and municipal aid	\$312,979.46
2. Utility aid	\$18,610.94
3. Supplemental county and municipal aid	\$69,077.57
4. Expenditure restraint incentive program	\$17,606.84
5. Total Estimated 2025 Payments (sum of Lines 1-4)	\$418,274.81

Payment Information

Your local government will receive two distributions in 2025 :

- July 28, 2025: 15% of Line 1, 2, and 3 and 100% of Line 4 (*shown above*)
- November 17, 2025: balance of your 2025 aid payments

County and Municipal Aid

Under state law, the county and municipal aid paid to each county and municipality must be equal to the amount determined in 2012 (sec. 79.036, Wis. Stats.) and adjusted for fallen protective services insurance reimbursement (sec. 79.036(4), Wis. Stats.).

County and Municipal Aid Calculation	
1. Prior year county and municipal aid	\$305,964.88
2. Increase due to sales tax revenue, including adjustments (<i>district changes</i>)	\$7,037.19
3. Fallen protective services insurance adjustment	-\$22.61
4. Fallen protective services insurance reimbursement (<i>reported to DOR</i>)	\$0.00
5. Total County and Municipal Aid (sum of Lines 1-4)	\$312,979.46

Utility Aid

- Under state law, utility aid is distributed to each county and municipality where tax-exempt utility property is located (sec. 79.04, Wis. Stats.)
- Utility companies report utility property information to DOR annually
- DOR uses the provided information to accurately calculate utility aid (*shown below*)

Utility Aid Calculation	
1. Net book value, <i>as of December 31, 2024 (including expected additions/retirements)</i>	\$3,101,824.00
2. Total net book value payment	\$18,610.94
3. Minimum payment	\$0.00
4. Megawatt capacity	0.0
5. Megawatt capacity payment	\$0.00
6. Closed/decommissioned production plant (phased down) payment	\$0.00
7. Subtotal (<i>sum of Lines 2, 3, 5 and 6</i>)	\$18,610.94
8. Population cap	\$969,850.00
9. Adjusted subtotal (<i>lesser of Line 7 or Line 8</i>)	\$18,610.94
10. Adjacent site incentive payment	\$0.00
11. Baseload incentive payment	\$0.00
12. Co-generation incentive payment	\$0.00
13. Alternative energy incentive payment	\$0.00
14. Total incentive payments (<i>sum of Lines 10 through 13</i>)	\$0.00
15. Spent nuclear fuel payment	\$0.00
16. Total Utility Aid – this is the utility aid payment listed on the front of the estimate (<i>sum of Lines 9, 14 and 15</i>)	\$18,610.94

Supplemental County and Municipal Aid

- Under state law, supplemental county and municipal aid paid to each county and municipality is determined by 2023 Wisconsin Act 12 (sec. 79.037, Wis. Stats.)
- For detailed information, review [county and municipal aid spreadsheet](#)

Supplemental County and Municipal Aid Calculation	
1. Prior year supplemental county and municipal aid	\$67,524.51
2. Increase due to sales tax revenue including adjustments (<i>district changes</i>)	\$1,553.06
3. Total Supplemental County and Municipal Aid (<i>sum of Lines 1 and 2</i>)	\$69,077.57

Expenditure Restraint Incentive Program

- Only municipalities are eligible to receive Expenditure Restraint Incentive Program (ERIP) payments
- Under state law, in 2025, each municipality will receive a payment that is equal to the amount of the payment received by the municipality in 2024 (sec. 79.05(4), Wis. Stats., from 2023 WI Act 12 – notwithstanding subs. (2) and (3))

Contact Information

If you have questions, contact us at lgs@wisconsin.gov, (608) 266-8618 or (608) 261-5167.



State of Wisconsin • DEPARTMENT OF REVENUE

DIVISION OF STATE AND LOCAL FINANCE • BUREAU OF LOCAL GOVERNMENT SERVICES • 2135 RIMROCK RD MADISON, WI 53713

Mailing Address:
PO Box 8971 #6-97
Madison WI 53708-8971
Fax: (608) 264-6887
lgs@wisconsin.gov

September 13, 2024

SHAWNA MARCH
VILLAGE OF FOOTVILLE
PO BOX 445
FOOTVILLE WI 53537-0445

Notice of Shared Revenue – 2025 Original Estimate

Notice Information

The Wisconsin Department of Revenue (DOR) is providing the **estimated** shared revenue amounts your local government will receive in 2025 under current state law for county and municipal aid, supplemental county and municipal aid, utility aid and the expenditure restraint incentive program. This does not include adjustments, shown on the July and November payment notices.

District	VILLAGE OF FOOTVILLE	County	ROCK	Co-muni code	53-126
-----------------	----------------------	---------------	------	---------------------	--------

Estimate Information

For an explanation of each aid payment listed below, review the additional information in this notice.

2025 Original Estimate	
1. County and municipal aid	\$109,589.33
2. Utility aid	\$9,382.25
3. Supplemental county and municipal aid	\$44,975.52
4. Expenditure restraint incentive program	\$14,557.83
5. Total Estimated 2025 Payments (sum of Lines 1-4)	\$178,504.93

Payment Information

Your local government will receive two distributions in 2025 :

- July 28, 2025: 15% of Line 1, 2, and 3 and 100% of Line 4 (*shown above*)
- November 17, 2025: balance of your 2025 aid payments

County and Municipal Aid

Under state law, the county and municipal aid paid to each county and municipality must be equal to the amount determined in 2012 (sec. 79.036, Wis. Stats.) and adjusted for fallen protective services insurance reimbursement (sec. 79.036(4), Wis. Stats.).

County and Municipal Aid Calculation	
1. Prior year county and municipal aid	\$107,133.19
2. Increase due to sales tax revenue, including adjustments (<i>district changes</i>)	\$2,464.06
3. Fallen protective services insurance adjustment	-\$7.92
4. Fallen protective services insurance reimbursement (<i>reported to DOR</i>)	\$0.00
5. Total County and Municipal Aid (sum of Lines 1-4)	\$109,589.33

Utility Aid

- Under state law, utility aid is distributed to each county and municipality where tax-exempt utility property is located (sec. 79.04, Wis. Stats.)
- Utility companies report utility property information to DOR annually
- DOR uses the provided information to accurately calculate utility aid (*shown below*)

Utility Aid Calculation	
1. Net book value, <i>as of December 31, 2024 (including expected additions/retirements)</i>	\$1,563,709.00
2. Total net book value payment	\$9,382.25
3. Minimum payment	\$0.00
4. Megawatt capacity	0.0
5. Megawatt capacity payment	\$0.00
6. Closed/decommissioned production plant (phased down) payment	\$0.00
7. Subtotal (<i>sum of Lines 2, 3, 5 and 6</i>)	\$9,382.25
8. Population cap	\$358,275.00
9. Adjusted subtotal (<i>lesser of Line 7 or Line 8</i>)	\$9,382.25
10. Adjacent site incentive payment	\$0.00
11. Baseload incentive payment	\$0.00
12. Co-generation incentive payment	\$0.00
13. Alternative energy incentive payment	\$0.00
14. Total incentive payments (<i>sum of Lines 10 through 13</i>)	\$0.00
15. Spent nuclear fuel payment	\$0.00
16. Total Utility Aid – this is the utility aid payment listed on the front of the estimate (<i>sum of Lines 9, 14 and 15</i>)	\$9,382.25

Supplemental County and Municipal Aid

- Under state law, supplemental county and municipal aid paid to each county and municipality is determined by 2023 Wisconsin Act 12 (sec. 79.037, Wis. Stats.)
- For detailed information, review [county and municipal aid spreadsheet](#)

Supplemental County and Municipal Aid Calculation	
1. Prior year supplemental county and municipal aid	\$43,964.34
2. Increase due to sales tax revenue including adjustments (<i>district changes</i>)	\$1,011.18
3. Total Supplemental County and Municipal Aid (<i>sum of Lines 1 and 2</i>)	\$44,975.52

Expenditure Restraint Incentive Program

- Only municipalities are eligible to receive Expenditure Restraint Incentive Program (ERIP) payments
- Under state law, in 2025, each municipality will receive a payment that is equal to the amount of the payment received by the municipality in 2024 (sec. 79.05(4), Wis. Stats., from 2023 WI Act 12 – notwithstanding subs. (2) and (3))

Contact Information

If you have questions, contact us at lgs@wisconsin.gov, (608) 266-8618 or (608) 261-5167.



State of Wisconsin • DEPARTMENT OF REVENUE

DIVISION OF STATE AND LOCAL FINANCE • BUREAU OF LOCAL GOVERNMENT SERVICES • 2135 RIMROCK RD MADISON, WI 53713

Mailing Address:
PO Box 8971 #6-97
Madison WI 53708-8971
Fax: (608) 264-6887
lgs@wisconsin.gov

September 13, 2024

SHERRI WAEGE
VILLAGE OF ORFORDVILLE
PO BOX 409, 303 EAST BELOIT ST
ORFORDVILLE WI 53576-0409

Notice of Shared Revenue – 2025 Original Estimate

Notice Information

The Wisconsin Department of Revenue (DOR) is providing the **estimated** shared revenue amounts your local government will receive in 2025 under current state law for county and municipal aid, supplemental county and municipal aid, utility aid and the expenditure restraint incentive program. This does not include adjustments, shown on the July and November payment notices.

District	VILLAGE OF ORFORDVILLE	County	ROCK	Co-muni code	53-165
-----------------	------------------------	---------------	------	---------------------	--------

Estimate Information

For an explanation of each aid payment listed below, review the additional information in this notice.

2025 Original Estimate	
1. County and municipal aid	\$295,344.22
2. Utility aid	\$0.00
3. Supplemental county and municipal aid	\$59,077.72
4. Expenditure restraint incentive program	\$0.00
5. Total Estimated 2025 Payments (sum of Lines 1-4)	\$354,421.94

Payment Information

Your local government will receive two distributions in 2025 :

- July 28, 2025: 15% of Line 1, 2, and 3 and 100% of Line 4 (*shown above*)
- November 17, 2025: balance of your 2025 aid payments

County and Municipal Aid

Under state law, the county and municipal aid paid to each county and municipality must be equal to the amount determined in 2012 (sec. 79.036, Wis. Stats.) and adjusted for fallen protective services insurance reimbursement (sec. 79.036(4), Wis. Stats.).

County and Municipal Aid Calculation	
1. Prior year county and municipal aid	\$288,724.89
2. Increase due to sales tax revenue, including adjustments (<i>district changes</i>)	\$6,640.67
3. Fallen protective services insurance adjustment	-\$21.34
4. Fallen protective services insurance reimbursement (<i>reported to DOR</i>)	\$0.00
5. Total County and Municipal Aid (sum of Lines 1-4)	\$295,344.22

Utility Aid

- Under state law, utility aid is distributed to each county and municipality where tax-exempt utility property is located (sec. 79.04, Wis. Stats.)
- Utility companies report utility property information to DOR annually
- DOR uses the provided information to accurately calculate utility aid (*shown below*)

Utility Aid Calculation	
1. Net book value, <i>as of December 31, 2024 (including expected additions/retirements)</i>	\$0.00
2. Total net book value payment	\$0.00
3. Minimum payment	\$0.00
4. Megawatt capacity	0.0
5. Megawatt capacity payment	\$0.00
6. Closed/decommissioned production plant (phased down) payment	\$0.00
7. Subtotal (<i>sum of Lines 2, 3, 5 and 6</i>)	\$0.00
8. Population cap	\$677,875.00
9. Adjusted subtotal (<i>lesser of Line 7 or Line 8</i>)	\$0.00
10. Adjacent site incentive payment	\$0.00
11. Baseload incentive payment	\$0.00
12. Co-generation incentive payment	\$0.00
13. Alternative energy incentive payment	\$0.00
14. Total incentive payments (<i>sum of Lines 10 through 13</i>)	\$0.00
15. Spent nuclear fuel payment	\$0.00
16. Total Utility Aid – this is the utility aid payment listed on the front of the estimate (<i>sum of Lines 9, 14 and 15</i>)	\$0.00

Supplemental County and Municipal Aid

- Under state law, supplemental county and municipal aid paid to each county and municipality is determined by 2023 Wisconsin Act 12 (sec. 79.037, Wis. Stats.)
- For detailed information, review [county and municipal aid spreadsheet](#)

Supplemental County and Municipal Aid Calculation	
1. Prior year supplemental county and municipal aid	\$57,749.48
2. Increase due to sales tax revenue including adjustments (<i>district changes</i>)	\$1,328.24
3. Total Supplemental County and Municipal Aid (<i>sum of Lines 1 and 2</i>)	\$59,077.72

Expenditure Restraint Incentive Program

- Only municipalities are eligible to receive Expenditure Restraint Incentive Program (ERIP) payments
- Under state law, in 2025, each municipality will receive a payment that is equal to the amount of the payment received by the municipality in 2024 (sec. 79.05(4), Wis. Stats., from 2023 WI Act 12 – notwithstanding subs. (2) and (3))

Contact Information

If you have questions, contact us at lgs@wisconsin.gov, (608) 266-8618 or (608) 261-5167.



State of Wisconsin • DEPARTMENT OF REVENUE

DIVISION OF STATE AND LOCAL FINANCE • BUREAU OF LOCAL GOVERNMENT SERVICES • 2135 RIMROCK RD MADISON, WI 53713

Mailing Address:
PO Box 8971 #6-97
Madison WI 53708-8971
Fax: (608) 264-6887
lgs@wisconsin.gov

September 13, 2024

MARCY GRANGER
CITY OF БЕЛОIT
100 STATE STREET
BELOIT WI 53511

Notice of Shared Revenue – 2025 Original Estimate

Notice Information

The Wisconsin Department of Revenue (DOR) is providing the **estimated** shared revenue amounts your local government will receive in 2025 under current state law for county and municipal aid, supplemental county and municipal aid, utility aid and the expenditure restraint incentive program. This does not include adjustments, shown on the July and November payment notices.

District	CITY OF БЕЛОIT	County	ROCK	Co-muni code	53-206
-----------------	----------------	---------------	------	---------------------	--------

Estimate Information

For an explanation of each aid payment listed below, review the additional information in this notice.

2025 Original Estimate	
1. County and municipal aid	\$16,405,345.00
2. Utility aid	\$123,104.56
3. Supplemental county and municipal aid	\$3,631,039.76
4. Expenditure restraint incentive program	\$472,582.88
5. Total Estimated 2025 Payments (sum of Lines 1-4)	\$20,632,072.20

Payment Information

Your local government will receive two distributions in 2025 :

- July 28, 2025: 15% of Line 1, 2, and 3 and 100% of Line 4 (*shown above*)
- November 17, 2025: balance of your 2025 aid payments

County and Municipal Aid

Under state law, the county and municipal aid paid to each county and municipality must be equal to the amount determined in 2012 (sec. 79.036, Wis. Stats.) and adjusted for fallen protective services insurance reimbursement (sec. 79.036(4), Wis. Stats.).

County and Municipal Aid Calculation	
1. Prior year county and municipal aid	\$16,037,663.99
2. Increase due to sales tax revenue, including adjustments (<i>district changes</i>)	\$368,866.27
3. Fallen protective services insurance adjustment	-\$1,185.26
4. Fallen protective services insurance reimbursement (<i>reported to DOR</i>)	\$0.00
5. Total County and Municipal Aid (sum of Lines 1-4)	\$16,405,345.00

Utility Aid

- Under state law, utility aid is distributed to each county and municipality where tax-exempt utility property is located (sec. 79.04, Wis. Stats.)
- Utility companies report utility property information to DOR annually
- DOR uses the provided information to accurately calculate utility aid (*shown below*)

Utility Aid Calculation	
1. Net book value, <i>as of December 31, 2024 (including expected additions/retirements)</i>	\$20,517,427.00
2. Total net book value payment	\$123,104.56
3. Minimum payment	\$0.00
4. Megawatt capacity	0.0
5. Megawatt capacity payment	\$0.00
6. Closed/decommissioned production plant (phased down) payment	\$0.00
7. Subtotal (<i>sum of Lines 2, 3, 5 and 6</i>)	\$123,104.56
8. Population cap	\$15,642,125.00
9. Adjusted subtotal (<i>lesser of Line 7 or Line 8</i>)	\$123,104.56
10. Adjacent site incentive payment	\$0.00
11. Baseload incentive payment	\$0.00
12. Co-generation incentive payment	\$0.00
13. Alternative energy incentive payment	\$0.00
14. Total incentive payments (<i>sum of Lines 10 through 13</i>)	\$0.00
15. Spent nuclear fuel payment	\$0.00
16. Total Utility Aid – this is the utility aid payment listed on the front of the estimate (<i>sum of Lines 9, 14 and 15</i>)	\$123,104.56

Supplemental County and Municipal Aid

- Under state law, supplemental county and municipal aid paid to each county and municipality is determined by 2023 Wisconsin Act 12 (sec. 79.037, Wis. Stats.)
- For detailed information, review [county and municipal aid spreadsheet](#)

Supplemental County and Municipal Aid Calculation	
1. Prior year supplemental county and municipal aid	\$3,549,403.48
2. Increase due to sales tax revenue including adjustments (<i>district changes</i>)	\$81,636.28
3. Total Supplemental County and Municipal Aid (<i>sum of Lines 1 and 2</i>)	\$3,631,039.76

Expenditure Restraint Incentive Program

- Only municipalities are eligible to receive Expenditure Restraint Incentive Program (ERIP) payments
- Under state law, in 2025, each municipality will receive a payment that is equal to the amount of the payment received by the municipality in 2024 (sec. 79.05(4), Wis. Stats., from 2023 WI Act 12 – notwithstanding subs. (2) and (3))

Contact Information

If you have questions, contact us at lgs@wisconsin.gov, (608) 266-8618 or (608) 261-5167.



State of Wisconsin • DEPARTMENT OF REVENUE

DIVISION OF STATE AND LOCAL FINANCE • BUREAU OF LOCAL GOVERNMENT SERVICES • 2135 RIMROCK RD MADISON, WI 53713

Mailing Address:
PO Box 8971 #6-97
Madison WI 53708-8971
Fax: (608) 264-6887
lgs@wisconsin.gov

September 13, 2024

WENDY LOVELAND
CITY OF EDGERTON
12 ALBION ST
EDGERTON WI 53534

Notice of Shared Revenue – 2025 Original Estimate

Notice Information

The Wisconsin Department of Revenue (DOR) is providing the **estimated** shared revenue amounts your local government will receive in 2025 under current state law for county and municipal aid, supplemental county and municipal aid, utility aid and the expenditure restraint incentive program. This does not include adjustments, shown on the July and November payment notices.

District	CITY OF EDGERTON	County	ROCK	Co-muni code	53-221
-----------------	------------------	---------------	------	---------------------	--------

Estimate Information

For an explanation of each aid payment listed below, review the additional information in this notice.

2025 Original Estimate	
1. County and municipal aid	\$767,297.94
2. Utility aid	\$16,051.05
3. Supplemental county and municipal aid	\$204,386.80
4. Expenditure restraint incentive program	\$20,988.77
5. Total Estimated 2025 Payments (sum of Lines 1-4)	\$1,008,724.56

Payment Information

Your local government will receive two distributions in 2025 :

- July 28, 2025: 15% of Line 1, 2, and 3 and 100% of Line 4 (*shown above*)
- November 17, 2025: balance of your 2025 aid payments

County and Municipal Aid

Under state law, the county and municipal aid paid to each county and municipality must be equal to the amount determined in 2012 (sec. 79.036, Wis. Stats.) and adjusted for fallen protective services insurance reimbursement (sec. 79.036(4), Wis. Stats.).

County and Municipal Aid Calculation	
1. Prior year county and municipal aid	\$750,101.06
2. Increase due to sales tax revenue, including adjustments (<i>district changes</i>)	\$17,252.32
3. Fallen protective services insurance adjustment	-\$55.44
4. Fallen protective services insurance reimbursement (<i>reported to DOR</i>)	\$0.00
5. Total County and Municipal Aid (sum of Lines 1-4)	\$767,297.94

Utility Aid

- Under state law, utility aid is distributed to each county and municipality where tax-exempt utility property is located (sec. 79.04, Wis. Stats.)
- Utility companies report utility property information to DOR annually
- DOR uses the provided information to accurately calculate utility aid (*shown below*)

Utility Aid Calculation	
1. Net book value, <i>as of December 31, 2024 (including expected additions/retirements)</i>	\$2,675,175.00
2. Total net book value payment	\$16,051.05
3. Minimum payment	\$0.00
4. Megawatt capacity	0.0
5. Megawatt capacity payment	\$0.00
6. Closed/decommissioned production plant (phased down) payment	\$0.00
7. Subtotal (<i>sum of Lines 2, 3, 5 and 6</i>)	\$16,051.05
8. Population cap	\$2,610,350.00
9. Adjusted subtotal (<i>lesser of Line 7 or Line 8</i>)	\$16,051.05
10. Adjacent site incentive payment	\$0.00
11. Baseload incentive payment	\$0.00
12. Co-generation incentive payment	\$0.00
13. Alternative energy incentive payment	\$0.00
14. Total incentive payments (<i>sum of Lines 10 through 13</i>)	\$0.00
15. Spent nuclear fuel payment	\$0.00
16. Total Utility Aid – this is the utility aid payment listed on the front of the estimate <i>(sum of Lines 9, 14 and 15)</i>	\$16,051.05

Supplemental County and Municipal Aid

- Under state law, supplemental county and municipal aid paid to each county and municipality is determined by 2023 Wisconsin Act 12 (sec. 79.037, Wis. Stats.)
- For detailed information, review [county and municipal aid spreadsheet](#)

Supplemental County and Municipal Aid Calculation	
1. Prior year supplemental county and municipal aid	\$199,791.59
2. Increase due to sales tax revenue including adjustments (<i>district changes</i>)	\$4,595.21
3. Total Supplemental County and Municipal Aid (<i>sum of Lines 1 and 2</i>)	\$204,386.80

Expenditure Restraint Incentive Program

- Only municipalities are eligible to receive Expenditure Restraint Incentive Program (ERIP) payments
- Under state law, in 2025, each municipality will receive a payment that is equal to the amount of the payment received by the municipality in 2024 (sec. 79.05(4), Wis. Stats., from 2023 WI Act 12 – notwithstanding subs. (2) and (3))

Contact Information

If you have questions, contact us at lgs@wisconsin.gov, (608) 266-8618 or (608) 261-5167.



State of Wisconsin • DEPARTMENT OF REVENUE

DIVISION OF STATE AND LOCAL FINANCE • BUREAU OF LOCAL GOVERNMENT SERVICES • 2135 RIMROCK RD MADISON, WI 53713

Mailing Address:
PO Box 8971 #6-97
Madison WI 53708-8971
Fax: (608) 264-6887
lgs@wisconsin.gov

September 13, 2024

LEAH HURTLEY
CITY OF EVANSVILLE
31 S MADISON ST, PO BOX 529
EVANSVILLE WI 53536-0529

Notice of Shared Revenue – 2025 Original Estimate

Notice Information

The Wisconsin Department of Revenue (DOR) is providing the **estimated** shared revenue amounts your local government will receive in 2025 under current state law for county and municipal aid, supplemental county and municipal aid, utility aid and the expenditure restraint incentive program. This does not include adjustments, shown on the July and November payment notices.

District	CITY OF EVANSVILLE	County	ROCK	Co-muni code	53-222
-----------------	--------------------	---------------	------	---------------------	--------

Estimate Information

For an explanation of each aid payment listed below, review the additional information in this notice.

2025 Original Estimate	
1. County and municipal aid	\$419,918.23
2. Utility aid	\$0.00
3. Supplemental county and municipal aid	\$161,472.06
4. Expenditure restraint incentive program	\$61,785.47
5. Total Estimated 2025 Payments (sum of Lines 1-4)	\$643,175.76

Payment Information

Your local government will receive two distributions in 2025 :

- July 28, 2025: 15% of Line 1, 2, and 3 and 100% of Line 4 (*shown above*)
- November 17, 2025: balance of your 2025 aid payments

County and Municipal Aid

Under state law, the county and municipal aid paid to each county and municipality must be equal to the amount determined in 2012 (sec. 79.036, Wis. Stats.) and adjusted for fallen protective services insurance reimbursement (sec. 79.036(4), Wis. Stats.).

County and Municipal Aid Calculation	
1. Prior year county and municipal aid	\$410,506.91
2. Increase due to sales tax revenue, including adjustments (<i>district changes</i>)	\$9,441.66
3. Fallen protective services insurance adjustment	-\$30.34
4. Fallen protective services insurance reimbursement (<i>reported to DOR</i>)	\$0.00
5. Total County and Municipal Aid (sum of Lines 1-4)	\$419,918.23

Utility Aid

- Under state law, utility aid is distributed to each county and municipality where tax-exempt utility property is located (sec. 79.04, Wis. Stats.)
- Utility companies report utility property information to DOR annually
- DOR uses the provided information to accurately calculate utility aid (*shown below*)

Utility Aid Calculation	
1. Net book value, <i>as of December 31, 2024 (including expected additions/retirements)</i>	\$0.00
2. Total net book value payment	\$0.00
3. Minimum payment	\$0.00
4. Megawatt capacity	0.0
5. Megawatt capacity payment	\$0.00
6. Closed/decommissioned production plant (phased down) payment	\$0.00
7. Subtotal (<i>sum of Lines 2, 3, 5 and 6</i>)	\$0.00
8. Population cap	\$2,560,625.00
9. Adjusted subtotal (<i>lesser of Line 7 or Line 8</i>)	\$0.00
10. Adjacent site incentive payment	\$0.00
11. Baseload incentive payment	\$0.00
12. Co-generation incentive payment	\$0.00
13. Alternative energy incentive payment	\$0.00
14. Total incentive payments (<i>sum of Lines 10 through 13</i>)	\$0.00
15. Spent nuclear fuel payment	\$0.00
16. Total Utility Aid – this is the utility aid payment listed on the front of the estimate (<i>sum of Lines 9, 14 and 15</i>)	\$0.00

Supplemental County and Municipal Aid

- Under state law, supplemental county and municipal aid paid to each county and municipality is determined by 2023 Wisconsin Act 12 (sec. 79.037, Wis. Stats.)
- For detailed information, review [county and municipal aid spreadsheet](#)

Supplemental County and Municipal Aid Calculation	
1. Prior year supplemental county and municipal aid	\$157,841.70
2. Increase due to sales tax revenue including adjustments (<i>district changes</i>)	\$3,630.36
3. Total Supplemental County and Municipal Aid (<i>sum of Lines 1 and 2</i>)	\$161,472.06

Expenditure Restraint Incentive Program

- Only municipalities are eligible to receive Expenditure Restraint Incentive Program (ERIP) payments
- Under state law, in 2025, each municipality will receive a payment that is equal to the amount of the payment received by the municipality in 2024 (sec. 79.05(4), Wis. Stats., from 2023 WI Act 12 – notwithstanding subs. (2) and (3))

Contact Information

If you have questions, contact us at lgs@wisconsin.gov, (608) 266-8618 or (608) 261-5167.



State of Wisconsin • DEPARTMENT OF REVENUE

DIVISION OF STATE AND LOCAL FINANCE • BUREAU OF LOCAL GOVERNMENT SERVICES • 2135 RIMROCK RD MADISON, WI 53713

Mailing Address:
PO Box 8971 #6-97
Madison WI 53708-8971
Fax: (608) 264-6887
lgs@wisconsin.gov

September 13, 2024

LORENA STOTTLER
CITY OF JANESVILLE
PO BOX 5005
JANESVILLE WI 53547-5005

Notice of Shared Revenue – 2025 Original Estimate

Notice Information

The Wisconsin Department of Revenue (DOR) is providing the **estimated** shared revenue amounts your local government will receive in 2025 under current state law for county and municipal aid, supplemental county and municipal aid, utility aid and the expenditure restraint incentive program. This does not include adjustments, shown on the July and November payment notices.

District	CITY OF JANESVILLE	County	ROCK	Co-muni code	53-241
-----------------	--------------------	---------------	------	---------------------	--------

Estimate Information

For an explanation of each aid payment listed below, review the additional information in this notice.

2025 Original Estimate	
1. County and municipal aid	\$4,266,310.19
2. Utility aid	\$205,745.33
3. Supplemental county and municipal aid	\$933,967.43
4. Expenditure restraint incentive program	\$572,743.95
5. Total Estimated 2025 Payments (sum of Lines 1-4)	\$5,978,766.90

Payment Information

Your local government will receive two distributions in 2025 :

- July 28, 2025: 15% of Line 1, 2, and 3 and 100% of Line 4 (*shown above*)
- November 17, 2025: balance of your 2025 aid payments

County and Municipal Aid

Under state law, the county and municipal aid paid to each county and municipality must be equal to the amount determined in 2012 (sec. 79.036, Wis. Stats.) and adjusted for fallen protective services insurance reimbursement (sec. 79.036(4), Wis. Stats.).

County and Municipal Aid Calculation	
1. Prior year county and municipal aid	\$4,170,692.50
2. Increase due to sales tax revenue, including adjustments (<i>district changes</i>)	\$95,925.93
3. Fallen protective services insurance adjustment	-\$308.24
4. Fallen protective services insurance reimbursement (<i>reported to DOR</i>)	\$0.00
5. Total County and Municipal Aid (sum of Lines 1-4)	\$4,266,310.19

Utility Aid

- Under state law, utility aid is distributed to each county and municipality where tax-exempt utility property is located (sec. 79.04, Wis. Stats.)
- Utility companies report utility property information to DOR annually
- DOR uses the provided information to accurately calculate utility aid (*shown below*)

Utility Aid Calculation	
1. Net book value, <i>as of December 31, 2024 (including expected additions/retirements)</i>	\$34,290,888.00
2. Total net book value payment	\$205,745.33
3. Minimum payment	\$0.00
4. Megawatt capacity	0.0
5. Megawatt capacity payment	\$0.00
6. Closed/decommissioned production plant (phased down) payment	\$0.00
7. Subtotal (<i>sum of Lines 2, 3, 5 and 6</i>)	\$205,745.33
8. Population cap	\$27,824,325.00
9. Adjusted subtotal (<i>lesser of Line 7 or Line 8</i>)	\$205,745.33
10. Adjacent site incentive payment	\$0.00
11. Baseload incentive payment	\$0.00
12. Co-generation incentive payment	\$0.00
13. Alternative energy incentive payment	\$0.00
14. Total incentive payments (<i>sum of Lines 10 through 13</i>)	\$0.00
15. Spent nuclear fuel payment	\$0.00
16. Total Utility Aid – this is the utility aid payment listed on the front of the estimate (<i>sum of Lines 9, 14 and 15</i>)	\$205,745.33

Supplemental County and Municipal Aid

- Under state law, supplemental county and municipal aid paid to each county and municipality is determined by 2023 Wisconsin Act 12 (sec. 79.037, Wis. Stats.)
- For detailed information, review [county and municipal aid spreadsheet](#)

Supplemental County and Municipal Aid Calculation	
1. Prior year supplemental county and municipal aid	\$912,969.14
2. Increase due to sales tax revenue including adjustments (<i>district changes</i>)	\$20,998.29
3. Total Supplemental County and Municipal Aid (<i>sum of Lines 1 and 2</i>)	\$933,967.43

Expenditure Restraint Incentive Program

- Only municipalities are eligible to receive Expenditure Restraint Incentive Program (ERIP) payments
- Under state law, in 2025, each municipality will receive a payment that is equal to the amount of the payment received by the municipality in 2024 (sec. 79.05(4), Wis. Stats., from 2023 WI Act 12 – notwithstanding subs. (2) and (3))

Contact Information

If you have questions, contact us at lgs@wisconsin.gov, (608) 266-8618 or (608) 261-5167.



State of Wisconsin • DEPARTMENT OF REVENUE

DIVISION OF STATE AND LOCAL FINANCE • BUREAU OF LOCAL GOVERNMENT SERVICES • 2135 RIMROCK RD MADISON, WI 53713

Mailing Address:
PO Box 8971 #6-97
Madison WI 53708-8971
Fax: (608) 264-6887
lgs@wisconsin.gov

September 13, 2024

JENNY SALVO
CITY OF MILTON
710 S JANESVILLE STREET
MILTON WI 53563-1579

Notice of Shared Revenue – 2025 Original Estimate

Notice Information

The Wisconsin Department of Revenue (DOR) is providing the **estimated** shared revenue amounts your local government will receive in 2025 under current state law for county and municipal aid, supplemental county and municipal aid, utility aid and the expenditure restraint incentive program. This does not include adjustments, shown on the July and November payment notices.

District	CITY OF MILTON	County	ROCK	Co-muni code	53-257
-----------------	----------------	---------------	------	---------------------	--------

Estimate Information

For an explanation of each aid payment listed below, review the additional information in this notice.

2025 Original Estimate	
1. County and municipal aid	\$554,854.18
2. Utility aid	\$38,999.27
3. Supplemental county and municipal aid	\$159,455.53
4. Expenditure restraint incentive program	\$89,534.97
5. Total Estimated 2025 Payments (sum of Lines 1-4)	\$842,843.95

Payment Information

Your local government will receive two distributions in 2025 :

- July 28, 2025: 15% of Line 1, 2, and 3 and 100% of Line 4 (*shown above*)
- November 17, 2025: balance of your 2025 aid payments

County and Municipal Aid

Under state law, the county and municipal aid paid to each county and municipality must be equal to the amount determined in 2012 (sec. 79.036, Wis. Stats.) and adjusted for fallen protective services insurance reimbursement (sec. 79.036(4), Wis. Stats.).

County and Municipal Aid Calculation	
1. Prior year county and municipal aid	\$542,418.64
2. Increase due to sales tax revenue, including adjustments (<i>district changes</i>)	\$12,475.63
3. Fallen protective services insurance adjustment	-\$40.09
4. Fallen protective services insurance reimbursement (<i>reported to DOR</i>)	\$0.00
5. Total County and Municipal Aid (sum of Lines 1-4)	\$554,854.18

Utility Aid

- Under state law, utility aid is distributed to each county and municipality where tax-exempt utility property is located (sec. 79.04, Wis. Stats.)
- Utility companies report utility property information to DOR annually
- DOR uses the provided information to accurately calculate utility aid (*shown below*)

Utility Aid Calculation	
1. Net book value, <i>as of December 31, 2024 (including expected additions/retirements)</i>	\$6,499,878.00
2. Total net book value payment	\$38,999.27
3. Minimum payment	\$0.00
4. Megawatt capacity	0.0
5. Megawatt capacity payment	\$0.00
6. Closed/decommissioned production plant (phased down) payment	\$0.00
7. Subtotal (<i>sum of Lines 2, 3, 5 and 6</i>)	\$38,999.27
8. Population cap	\$2,409,325.00
9. Adjusted subtotal (<i>lesser of Line 7 or Line 8</i>)	\$38,999.27
10. Adjacent site incentive payment	\$0.00
11. Baseload incentive payment	\$0.00
12. Co-generation incentive payment	\$0.00
13. Alternative energy incentive payment	\$0.00
14. Total incentive payments (<i>sum of Lines 10 through 13</i>)	\$0.00
15. Spent nuclear fuel payment	\$0.00
16. Total Utility Aid – this is the utility aid payment listed on the front of the estimate (<i>sum of Lines 9, 14 and 15</i>)	\$38,999.27

Supplemental County and Municipal Aid

- Under state law, supplemental county and municipal aid paid to each county and municipality is determined by 2023 Wisconsin Act 12 (sec. 79.037, Wis. Stats.)
- For detailed information, review [county and municipal aid spreadsheet](#)

Supplemental County and Municipal Aid Calculation	
1. Prior year supplemental county and municipal aid	\$155,870.51
2. Increase due to sales tax revenue including adjustments (<i>district changes</i>)	\$3,585.02
3. Total Supplemental County and Municipal Aid (<i>sum of Lines 1 and 2</i>)	\$159,455.53

Expenditure Restraint Incentive Program

- Only municipalities are eligible to receive Expenditure Restraint Incentive Program (ERIP) payments
- Under state law, in 2025, each municipality will receive a payment that is equal to the amount of the payment received by the municipality in 2024 (sec. 79.05(4), Wis. Stats., from 2023 WI Act 12 – notwithstanding subs. (2) and (3))

Contact Information

If you have questions, contact us at lgs@wisconsin.gov, (608) 266-8618 or (608) 261-5167.



State of Wisconsin • DEPARTMENT OF REVENUE

DIVISION OF STATE AND LOCAL FINANCE • BUREAU OF LOCAL GOVERNMENT SERVICES • 2135 RIMROCK RD MADISON, WI 53713

Mailing Address:
PO Box 8971 #6-97
Madison WI 53708-8971
Fax: (608) 264-6887
lgs@wisconsin.gov

September 13, 2024

LISA TOLLEFSON
COUNTY OF ROCK
51 S MAIN ST
JANESVILLE WI 53545-3951

Notice of Shared Revenue – 2025 Original Estimate

Notice Information

The Wisconsin Department of Revenue (DOR) is providing the **estimated** shared revenue amounts your local government will receive in 2025 under current state law for county and municipal aid, supplemental county and municipal aid, utility aid and the expenditure restraint incentive program. This does not include adjustments, shown on the July and November payment notices.

District	COUNTY OF ROCK	County	ROCK	Co-muni code	53-999
-----------------	----------------	---------------	------	---------------------	--------

Estimate Information

For an explanation of each aid payment listed below, review the additional information in this notice.

2025 Original Estimate	
1. County and municipal aid	\$3,705,522.89
2. Utility aid	\$4,472,248.62
3. Supplemental county and municipal aid	\$1,440,289.51
4. Expenditure restraint incentive program	\$0.00
5. Total Estimated 2025 Payments (sum of Lines 1-4)	\$9,618,061.02

Payment Information

Your local government will receive two distributions in 2025 :

- July 28, 2025: 15% of Line 1, 2, and 3 and 100% of Line 4 (*shown above*)
- November 17, 2025: balance of your 2025 aid payments

County and Municipal Aid

Under state law, the county and municipal aid paid to each county and municipality must be equal to the amount determined in 2012 (sec. 79.036, Wis. Stats.) and adjusted for fallen protective services insurance reimbursement (sec. 79.036(4), Wis. Stats.).

County and Municipal Aid Calculation	
1. Prior year county and municipal aid	\$3,622,473.71
2. Increase due to sales tax revenue, including adjustments (<i>district changes</i>)	\$83,316.90
3. Fallen protective services insurance adjustment	-\$267.72
4. Fallen protective services insurance reimbursement (<i>reported to DOR</i>)	\$0.00
5. Total County and Municipal Aid (sum of Lines 1-4)	\$3,705,522.89

Utility Aid

- Under state law, utility aid is distributed to each county and municipality where tax-exempt utility property is located (sec. 79.04, Wis. Stats.)
- Utility companies report utility property information to DOR annually
- DOR uses the provided information to accurately calculate utility aid (*shown below*)

Utility Aid Calculation	
1. Net book value, <i>as of December 31, 2024 (including expected additions/retirements)</i>	\$155,107,019.00
2. Total net book value payment	\$724,695.41
3. Minimum payment	\$0.00
4. Megawatt capacity	1,730.8
5. Megawatt capacity payment	\$2,307,733.21
6. Closed/decommissioned production plant (phased down) payment	\$0.00
7. Subtotal (<i>sum of Lines 2, 3, 5 and 6</i>)	\$3,032,428.62
8. Population cap	\$20,596,750.00
9. Adjusted subtotal (<i>lesser of Line 7 or Line 8</i>)	\$3,032,428.62
10. Adjacent site incentive payment	\$1,260,720.00
11. Baseload incentive payment	\$0.00
12. Co-generation incentive payment	\$0.00
13. Alternative energy incentive payment	\$179,100.00
14. Total incentive payments (<i>sum of Lines 10 through 13</i>)	\$1,439,820.00
15. Spent nuclear fuel payment	\$0.00
16. Total Utility Aid – this is the utility aid payment listed on the front of the estimate (<i>sum of Lines 9, 14 and 15</i>)	\$4,472,248.62

Supplemental County and Municipal Aid

- Under state law, supplemental county and municipal aid paid to each county and municipality is determined by 2023 Wisconsin Act 12 (sec. 79.037, Wis. Stats.)
- For detailed information, review [county and municipal aid spreadsheet](#)

Supplemental County and Municipal Aid Calculation	
1. Prior year supplemental county and municipal aid	\$1,407,907.63
2. Increase due to sales tax revenue including adjustments (<i>district changes</i>)	\$32,381.88
3. Total Supplemental County and Municipal Aid (<i>sum of Lines 1 and 2</i>)	\$1,440,289.51

Expenditure Restraint Incentive Program

- Only municipalities are eligible to receive Expenditure Restraint Incentive Program (ERIP) payments
- Under state law, in 2025, each municipality will receive a payment that is equal to the amount of the payment received by the municipality in 2024 (sec. 79.05(4), Wis. Stats., from 2023 WI Act 12 – notwithstanding subs. (2) and (3))

Contact Information

If you have questions, contact us at lgs@wisconsin.gov, (608) 266-8618 or (608) 261-5167.



State of Wisconsin • DEPARTMENT OF REVENUE

DIVISION OF STATE AND LOCAL FINANCE • BUREAU OF LOCAL GOVERNMENT SERVICES • 2135 RIMROCK RD MADISON, WI 53713

Mailing Address:
PO Box 8971 #6-97
Madison WI 53708-8971
Fax: (608) 264-6887
lgs@wisconsin.gov

September 13, 2024

CHRISTINE MCGINNIS
TOWN OF ATLANTA
PO BOX 324
BRUCE WI 54819

Notice of Shared Revenue – 2025 Original Estimate

Notice Information

The Wisconsin Department of Revenue (DOR) is providing the **estimated** shared revenue amounts your local government will receive in 2025 under current state law for county and municipal aid, supplemental county and municipal aid, utility aid and the expenditure restraint incentive program. This does not include adjustments, shown on the July and November payment notices.

District	TOWN OF ATLANTA	County	RUSK	Co-muni code	54-002
-----------------	-----------------	---------------	------	---------------------	--------

Estimate Information

For an explanation of each aid payment listed below, review the additional information in this notice.

2025 Original Estimate	
1. County and municipal aid	\$52,660.23
2. Utility aid	\$2,682.68
3. Supplemental county and municipal aid	\$40,301.27
4. Expenditure restraint incentive program	\$0.00
5. Total Estimated 2025 Payments (sum of Lines 1-4)	\$95,644.18

Payment Information

Your local government will receive two distributions in 2025 :

- July 28, 2025: 15% of Line 1, 2, and 3 and 100% of Line 4 (*shown above*)
- November 17, 2025: balance of your 2025 aid payments

County and Municipal Aid

Under state law, the county and municipal aid paid to each county and municipality must be equal to the amount determined in 2012 (sec. 79.036, Wis. Stats.) and adjusted for fallen protective services insurance reimbursement (sec. 79.036(4), Wis. Stats.).

County and Municipal Aid Calculation	
1. Prior year county and municipal aid	\$51,479.99
2. Increase due to sales tax revenue, including adjustments (<i>district changes</i>)	\$1,184.04
3. Fallen protective services insurance adjustment	-\$3.80
4. Fallen protective services insurance reimbursement (<i>reported to DOR</i>)	\$0.00
5. Total County and Municipal Aid (sum of Lines 1-4)	\$52,660.23

Utility Aid

- Under state law, utility aid is distributed to each county and municipality where tax-exempt utility property is located (sec. 79.04, Wis. Stats.)
- Utility companies report utility property information to DOR annually
- DOR uses the provided information to accurately calculate utility aid (*shown below*)

Utility Aid Calculation	
1. Net book value, <i>as of December 31, 2024 (including expected additions/retirements)</i>	\$894,225.00
2. Total net book value payment	\$2,682.68
3. Minimum payment	\$0.00
4. Megawatt capacity	0.0
5. Megawatt capacity payment	\$0.00
6. Closed/decommissioned production plant (phased down) payment	\$0.00
7. Subtotal (<i>sum of Lines 2, 3, 5 and 6</i>)	\$2,682.68
8. Population cap	\$239,700.00
9. Adjusted subtotal (<i>lesser of Line 7 or Line 8</i>)	\$2,682.68
10. Adjacent site incentive payment	\$0.00
11. Baseload incentive payment	\$0.00
12. Co-generation incentive payment	\$0.00
13. Alternative energy incentive payment	\$0.00
14. Total incentive payments (<i>sum of Lines 10 through 13</i>)	\$0.00
15. Spent nuclear fuel payment	\$0.00
16. Total Utility Aid – this is the utility aid payment listed on the front of the estimate (<i>sum of Lines 9, 14 and 15</i>)	\$2,682.68

Supplemental County and Municipal Aid

- Under state law, supplemental county and municipal aid paid to each county and municipality is determined by 2023 Wisconsin Act 12 (sec. 79.037, Wis. Stats.)
- For detailed information, review [county and municipal aid spreadsheet](#)

Supplemental County and Municipal Aid Calculation	
1. Prior year supplemental county and municipal aid	\$39,395.18
2. Increase due to sales tax revenue including adjustments (<i>district changes</i>)	\$906.09
3. Total Supplemental County and Municipal Aid (<i>sum of Lines 1 and 2</i>)	\$40,301.27

Expenditure Restraint Incentive Program

- Only municipalities are eligible to receive Expenditure Restraint Incentive Program (ERIP) payments
- Under state law, in 2025, each municipality will receive a payment that is equal to the amount of the payment received by the municipality in 2024 (sec. 79.05(4), Wis. Stats., from 2023 WI Act 12 – notwithstanding subs. (2) and (3))

Contact Information

If you have questions, contact us at lgs@wisconsin.gov, (608) 266-8618 or (608) 261-5167.



State of Wisconsin • DEPARTMENT OF REVENUE

DIVISION OF STATE AND LOCAL FINANCE • BUREAU OF LOCAL GOVERNMENT SERVICES • 2135 RIMROCK RD MADISON, WI 53713

Mailing Address:
PO Box 8971 #6-97
Madison WI 53708-8971
Fax: (608) 264-6887
lgs@wisconsin.gov

September 13, 2024

SANDY RASSBACH
TOWN OF BIG BEND
N1195 HWY 40
NEW AUBURN WI 54757

Notice of Shared Revenue – 2025 Original Estimate

Notice Information

The Wisconsin Department of Revenue (DOR) is providing the **estimated** shared revenue amounts your local government will receive in 2025 under current state law for county and municipal aid, supplemental county and municipal aid, utility aid and the expenditure restraint incentive program. This does not include adjustments, shown on the July and November payment notices.

District	TOWN OF BIG BEND	County	RUSK	Co-muni code	54-004
-----------------	------------------	---------------	------	---------------------	--------

Estimate Information

For an explanation of each aid payment listed below, review the additional information in this notice.

2025 Original Estimate	
1. County and municipal aid	\$6,423.35
2. Utility aid	\$0.00
3. Supplemental county and municipal aid	\$37,705.68
4. Expenditure restraint incentive program	\$0.00
5. Total Estimated 2025 Payments (sum of Lines 1-4)	\$44,129.03

Payment Information

Your local government will receive two distributions in 2025 :

- July 28, 2025: 15% of Line 1, 2, and 3 and 100% of Line 4 (*shown above*)
- November 17, 2025: balance of your 2025 aid payments

County and Municipal Aid

Under state law, the county and municipal aid paid to each county and municipality must be equal to the amount determined in 2012 (sec. 79.036, Wis. Stats.) and adjusted for fallen protective services insurance reimbursement (sec. 79.036(4), Wis. Stats.).

County and Municipal Aid Calculation	
1. Prior year county and municipal aid	\$6,279.38
2. Increase due to sales tax revenue, including adjustments (<i>district changes</i>)	\$144.43
3. Fallen protective services insurance adjustment	-\$0.46
4. Fallen protective services insurance reimbursement (<i>reported to DOR</i>)	\$0.00
5. Total County and Municipal Aid (sum of Lines 1-4)	\$6,423.35

Utility Aid

- Under state law, utility aid is distributed to each county and municipality where tax-exempt utility property is located (sec. 79.04, Wis. Stats.)
- Utility companies report utility property information to DOR annually
- DOR uses the provided information to accurately calculate utility aid (*shown below*)

Utility Aid Calculation	
1. Net book value, <i>as of December 31, 2024 (including expected additions/retirements)</i>	\$0.00
2. Total net book value payment	\$0.00
3. Minimum payment	\$0.00
4. Megawatt capacity	0.0
5. Megawatt capacity payment	\$0.00
6. Closed/decommissioned production plant (phased down) payment	\$0.00
7. Subtotal (<i>sum of Lines 2, 3, 5 and 6</i>)	\$0.00
8. Population cap	\$171,275.00
9. Adjusted subtotal (<i>lesser of Line 7 or Line 8</i>)	\$0.00
10. Adjacent site incentive payment	\$0.00
11. Baseload incentive payment	\$0.00
12. Co-generation incentive payment	\$0.00
13. Alternative energy incentive payment	\$0.00
14. Total incentive payments (<i>sum of Lines 10 through 13</i>)	\$0.00
15. Spent nuclear fuel payment	\$0.00
16. Total Utility Aid – this is the utility aid payment listed on the front of the estimate (<i>sum of Lines 9, 14 and 15</i>)	\$0.00

Supplemental County and Municipal Aid

- Under state law, supplemental county and municipal aid paid to each county and municipality is determined by 2023 Wisconsin Act 12 (sec. 79.037, Wis. Stats.)
- For detailed information, review [county and municipal aid spreadsheet](#)

Supplemental County and Municipal Aid Calculation	
1. Prior year supplemental county and municipal aid	\$36,857.95
2. Increase due to sales tax revenue including adjustments (<i>district changes</i>)	\$847.73
3. Total Supplemental County and Municipal Aid (<i>sum of Lines 1 and 2</i>)	\$37,705.68

Expenditure Restraint Incentive Program

- Only municipalities are eligible to receive Expenditure Restraint Incentive Program (ERIP) payments
- Under state law, in 2025, each municipality will receive a payment that is equal to the amount of the payment received by the municipality in 2024 (sec. 79.05(4), Wis. Stats., from 2023 WI Act 12 – notwithstanding subs. (2) and (3))

Contact Information

If you have questions, contact us at lgs@wisconsin.gov, (608) 266-8618 or (608) 261-5167.



State of Wisconsin • DEPARTMENT OF REVENUE

DIVISION OF STATE AND LOCAL FINANCE • BUREAU OF LOCAL GOVERNMENT SERVICES • 2135 RIMROCK RD MADISON, WI 53713

Mailing Address:
PO Box 8971 #6-97
Madison WI 53708-8971
Fax: (608) 264-6887
lgs@wisconsin.gov

September 13, 2024

MARGARET FISER
TOWN OF BIG FALLS
W5960 GIROD RD.
LADYSMITH WI 54848

Notice of Shared Revenue – 2025 Original Estimate

Notice Information

The Wisconsin Department of Revenue (DOR) is providing the **estimated** shared revenue amounts your local government will receive in 2025 under current state law for county and municipal aid, supplemental county and municipal aid, utility aid and the expenditure restraint incentive program. This does not include adjustments, shown on the July and November payment notices.

District	TOWN OF BIG FALLS	County	RUSK	Co-muni code	54-006
-----------------	-------------------	---------------	------	---------------------	--------

Estimate Information

For an explanation of each aid payment listed below, review the additional information in this notice.

2025 Original Estimate	
1. County and municipal aid	\$17,277.22
2. Utility aid	\$17,611.70
3. Supplemental county and municipal aid	\$32,685.02
4. Expenditure restraint incentive program	\$0.00
5. Total Estimated 2025 Payments (sum of Lines 1-4)	\$67,573.94

Payment Information

Your local government will receive two distributions in 2025 :

- July 28, 2025: 15% of Line 1, 2, and 3 and 100% of Line 4 (*shown above*)
- November 17, 2025: balance of your 2025 aid payments

County and Municipal Aid

Under state law, the county and municipal aid paid to each county and municipality must be equal to the amount determined in 2012 (sec. 79.036, Wis. Stats.) and adjusted for fallen protective services insurance reimbursement (sec. 79.036(4), Wis. Stats.).

County and Municipal Aid Calculation	
1. Prior year county and municipal aid	\$16,890.00
2. Increase due to sales tax revenue, including adjustments (<i>district changes</i>)	\$388.47
3. Fallen protective services insurance adjustment	-\$1.25
4. Fallen protective services insurance reimbursement (<i>reported to DOR</i>)	\$0.00
5. Total County and Municipal Aid (sum of Lines 1-4)	\$17,277.22

Utility Aid

- Under state law, utility aid is distributed to each county and municipality where tax-exempt utility property is located (sec. 79.04, Wis. Stats.)
- Utility companies report utility property information to DOR annually
- DOR uses the provided information to accurately calculate utility aid (*shown below*)

Utility Aid Calculation	
1. Net book value, <i>as of December 31, 2024 (including expected additions/retirements)</i>	\$237,232.00
2. Total net book value payment	\$711.70
3. Minimum payment	\$0.00
4. Megawatt capacity	7.8
5. Megawatt capacity payment	\$5,200.00
6. Closed/decommissioned production plant (phased down) payment	\$0.00
7. Subtotal (<i>sum of Lines 2, 3, 5 and 6</i>)	\$5,911.70
8. Population cap	\$49,300.00
9. Adjusted subtotal (<i>lesser of Line 7 or Line 8</i>)	\$5,911.70
10. Adjacent site incentive payment	\$0.00
11. Baseload incentive payment	\$0.00
12. Co-generation incentive payment	\$0.00
13. Alternative energy incentive payment	\$11,700.00
14. Total incentive payments (<i>sum of Lines 10 through 13</i>)	\$11,700.00
15. Spent nuclear fuel payment	\$0.00
16. Total Utility Aid – this is the utility aid payment listed on the front of the estimate (<i>sum of Lines 9, 14 and 15</i>)	\$17,611.70

Supplemental County and Municipal Aid

- Under state law, supplemental county and municipal aid paid to each county and municipality is determined by 2023 Wisconsin Act 12 (sec. 79.037, Wis. Stats.)
- For detailed information, review [county and municipal aid spreadsheet](#)

Supplemental County and Municipal Aid Calculation	
1. Prior year supplemental county and municipal aid	\$31,950.17
2. Increase due to sales tax revenue including adjustments (<i>district changes</i>)	\$734.85
3. Total Supplemental County and Municipal Aid (<i>sum of Lines 1 and 2</i>)	\$32,685.02

Expenditure Restraint Incentive Program

- Only municipalities are eligible to receive Expenditure Restraint Incentive Program (ERIP) payments
- Under state law, in 2025, each municipality will receive a payment that is equal to the amount of the payment received by the municipality in 2024 (sec. 79.05(4), Wis. Stats., from 2023 WI Act 12 – notwithstanding subs. (2) and (3))

Contact Information

If you have questions, contact us at lgs@wisconsin.gov, (608) 266-8618 or (608) 261-5167.



State of Wisconsin • DEPARTMENT OF REVENUE

DIVISION OF STATE AND LOCAL FINANCE • BUREAU OF LOCAL GOVERNMENT SERVICES • 2135 RIMROCK RD MADISON, WI 53713

Mailing Address:
PO Box 8971 #6-97
Madison WI 53708-8971
Fax: (608) 264-6887
lgs@wisconsin.gov

September 13, 2024

MARLENE HANSON
TOWN OF CEDAR RAPIDS
N7610 HANSON LN
GLEN FLORA WI 54526-9617

Notice of Shared Revenue – 2025 Original Estimate

Notice Information

The Wisconsin Department of Revenue (DOR) is providing the **estimated** shared revenue amounts your local government will receive in 2025 under current state law for county and municipal aid, supplemental county and municipal aid, utility aid and the expenditure restraint incentive program. This does not include adjustments, shown on the July and November payment notices.

District	TOWN OF CEDAR RAPIDS	County	RUSK	Co-muni code	54-008
-----------------	----------------------	---------------	------	---------------------	--------

Estimate Information

For an explanation of each aid payment listed below, review the additional information in this notice.

2025 Original Estimate	
1. County and municipal aid	\$544.62
2. Utility aid	\$0.00
3. Supplemental county and municipal aid	\$31,309.17
4. Expenditure restraint incentive program	\$0.00
5. Total Estimated 2025 Payments (sum of Lines 1-4)	\$31,853.79

Payment Information

Your local government will receive two distributions in 2025 :

- July 28, 2025: 15% of Line 1, 2, and 3 and 100% of Line 4 (*shown above*)
- November 17, 2025: balance of your 2025 aid payments

County and Municipal Aid

Under state law, the county and municipal aid paid to each county and municipality must be equal to the amount determined in 2012 (sec. 79.036, Wis. Stats.) and adjusted for fallen protective services insurance reimbursement (sec. 79.036(4), Wis. Stats.).

County and Municipal Aid Calculation	
1. Prior year county and municipal aid	\$532.42
2. Increase due to sales tax revenue, including adjustments (<i>district changes</i>)	\$12.24
3. Fallen protective services insurance adjustment	-\$0.04
4. Fallen protective services insurance reimbursement (<i>reported to DOR</i>)	\$0.00
5. Total County and Municipal Aid (sum of Lines 1-4)	\$544.62

Utility Aid

- Under state law, utility aid is distributed to each county and municipality where tax-exempt utility property is located (sec. 79.04, Wis. Stats.)
- Utility companies report utility property information to DOR annually
- DOR uses the provided information to accurately calculate utility aid (*shown below*)

Utility Aid Calculation	
1. Net book value, <i>as of December 31, 2024 (including expected additions/retirements)</i>	\$0.00
2. Total net book value payment	\$0.00
3. Minimum payment	\$0.00
4. Megawatt capacity	0.0
5. Megawatt capacity payment	\$0.00
6. Closed/decommissioned production plant (phased down) payment	\$0.00
7. Subtotal (<i>sum of Lines 2, 3, 5 and 6</i>)	\$0.00
8. Population cap	\$15,300.00
9. Adjusted subtotal (<i>lesser of Line 7 or Line 8</i>)	\$0.00
10. Adjacent site incentive payment	\$0.00
11. Baseload incentive payment	\$0.00
12. Co-generation incentive payment	\$0.00
13. Alternative energy incentive payment	\$0.00
14. Total incentive payments (<i>sum of Lines 10 through 13</i>)	\$0.00
15. Spent nuclear fuel payment	\$0.00
16. Total Utility Aid – this is the utility aid payment listed on the front of the estimate (<i>sum of Lines 9, 14 and 15</i>)	\$0.00

Supplemental County and Municipal Aid

- Under state law, supplemental county and municipal aid paid to each county and municipality is determined by 2023 Wisconsin Act 12 (sec. 79.037, Wis. Stats.)
- For detailed information, review [county and municipal aid spreadsheet](#)

Supplemental County and Municipal Aid Calculation	
1. Prior year supplemental county and municipal aid	\$30,605.25
2. Increase due to sales tax revenue including adjustments (<i>district changes</i>)	\$703.92
3. Total Supplemental County and Municipal Aid (<i>sum of Lines 1 and 2</i>)	\$31,309.17

Expenditure Restraint Incentive Program

- Only municipalities are eligible to receive Expenditure Restraint Incentive Program (ERIP) payments
- Under state law, in 2025, each municipality will receive a payment that is equal to the amount of the payment received by the municipality in 2024 (sec. 79.05(4), Wis. Stats., from 2023 WI Act 12 – notwithstanding subs. (2) and (3))

Contact Information

If you have questions, contact us at lgs@wisconsin.gov, (608) 266-8618 or (608) 261-5167.



State of Wisconsin • DEPARTMENT OF REVENUE

DIVISION OF STATE AND LOCAL FINANCE • BUREAU OF LOCAL GOVERNMENT SERVICES • 2135 RIMROCK RD MADISON, WI 53713

Mailing Address:
PO Box 8971 #6-97
Madison WI 53708-8971
Fax: (608) 264-6887
lgs@wisconsin.gov

September 13, 2024

MARY ANN METZGER
TOWN OF DEWEY
P.O. BOX 3
TONY WI 54563-0003

Notice of Shared Revenue – 2025 Original Estimate

Notice Information

The Wisconsin Department of Revenue (DOR) is providing the **estimated** shared revenue amounts your local government will receive in 2025 under current state law for county and municipal aid, supplemental county and municipal aid, utility aid and the expenditure restraint incentive program. This does not include adjustments, shown on the July and November payment notices.

District	TOWN OF DEWEY	County	RUSK	Co-muni code	54-010
-----------------	---------------	---------------	------	---------------------	--------

Estimate Information

For an explanation of each aid payment listed below, review the additional information in this notice.

2025 Original Estimate	
1. County and municipal aid	\$9,822.41
2. Utility aid	\$66,423.84
3. Supplemental county and municipal aid	\$40,077.83
4. Expenditure restraint incentive program	\$0.00
5. Total Estimated 2025 Payments (sum of Lines 1-4)	\$116,324.08

Payment Information

Your local government will receive two distributions in 2025 :

- July 28, 2025: 15% of Line 1, 2, and 3 and 100% of Line 4 (*shown above*)
- November 17, 2025: balance of your 2025 aid payments

County and Municipal Aid

Under state law, the county and municipal aid paid to each county and municipality must be equal to the amount determined in 2012 (sec. 79.036, Wis. Stats.) and adjusted for fallen protective services insurance reimbursement (sec. 79.036(4), Wis. Stats.).

County and Municipal Aid Calculation	
1. Prior year county and municipal aid	\$9,602.27
2. Increase due to sales tax revenue, including adjustments (<i>district changes</i>)	\$220.85
3. Fallen protective services insurance adjustment	-\$0.71
4. Fallen protective services insurance reimbursement (<i>reported to DOR</i>)	\$0.00
5. Total County and Municipal Aid (sum of Lines 1-4)	\$9,822.41

Utility Aid

- Under state law, utility aid is distributed to each county and municipality where tax-exempt utility property is located (sec. 79.04, Wis. Stats.)
- Utility companies report utility property information to DOR annually
- DOR uses the provided information to accurately calculate utility aid (*shown below*)

Utility Aid Calculation	
1. Net book value, <i>as of December 31, 2024 (including expected additions/retirements)</i>	\$9,430,170.00
2. Total net book value payment	\$28,290.51
3. Minimum payment	\$0.00
4. Megawatt capacity	17.6
5. Megawatt capacity payment	\$11,733.33
6. Closed/decommissioned production plant (phased down) payment	\$0.00
7. Subtotal (<i>sum of Lines 2, 3, 5 and 6</i>)	\$40,023.84
8. Population cap	\$232,900.00
9. Adjusted subtotal (<i>lesser of Line 7 or Line 8</i>)	\$40,023.84
10. Adjacent site incentive payment	\$0.00
11. Baseload incentive payment	\$0.00
12. Co-generation incentive payment	\$0.00
13. Alternative energy incentive payment	\$26,400.00
14. Total incentive payments (<i>sum of Lines 10 through 13</i>)	\$26,400.00
15. Spent nuclear fuel payment	\$0.00
16. Total Utility Aid – this is the utility aid payment listed on the front of the estimate (<i>sum of Lines 9, 14 and 15</i>)	\$66,423.84

Supplemental County and Municipal Aid

- Under state law, supplemental county and municipal aid paid to each county and municipality is determined by 2023 Wisconsin Act 12 (sec. 79.037, Wis. Stats.)
- For detailed information, review [county and municipal aid spreadsheet](#)

Supplemental County and Municipal Aid Calculation	
1. Prior year supplemental county and municipal aid	\$39,176.76
2. Increase due to sales tax revenue including adjustments (<i>district changes</i>)	\$901.07
3. Total Supplemental County and Municipal Aid (<i>sum of Lines 1 and 2</i>)	\$40,077.83

Expenditure Restraint Incentive Program

- Only municipalities are eligible to receive Expenditure Restraint Incentive Program (ERIP) payments
- Under state law, in 2025, each municipality will receive a payment that is equal to the amount of the payment received by the municipality in 2024 (sec. 79.05(4), Wis. Stats., from 2023 WI Act 12 – notwithstanding subs. (2) and (3))

Contact Information

If you have questions, contact us at lgs@wisconsin.gov, (608) 266-8618 or (608) 261-5167.



State of Wisconsin • DEPARTMENT OF REVENUE

DIVISION OF STATE AND LOCAL FINANCE • BUREAU OF LOCAL GOVERNMENT SERVICES • 2135 RIMROCK RD MADISON, WI 53713

Mailing Address:
PO Box 8971 #6-97
Madison WI 53708-8971
Fax: (608) 264-6887
lgs@wisconsin.gov

September 13, 2024

MISSY KROENING
TOWN OF FLAMBEAU
W9449 BASS LAKE RD
LADYSMITH WI 54848

Notice of Shared Revenue – 2025 Original Estimate

Notice Information

The Wisconsin Department of Revenue (DOR) is providing the **estimated** shared revenue amounts your local government will receive in 2025 under current state law for county and municipal aid, supplemental county and municipal aid, utility aid and the expenditure restraint incentive program. This does not include adjustments, shown on the July and November payment notices.

District	TOWN OF FLAMBEAU	County	RUSK	Co-muni code	54-012
-----------------	------------------	---------------	------	---------------------	--------

Estimate Information

For an explanation of each aid payment listed below, review the additional information in this notice.

2025 Original Estimate	
1. County and municipal aid	\$41,587.68
2. Utility aid	\$20,370.80
3. Supplemental county and municipal aid	\$47,638.44
4. Expenditure restraint incentive program	\$0.00
5. Total Estimated 2025 Payments (sum of Lines 1-4)	\$109,596.92

Payment Information

Your local government will receive two distributions in 2025 :

- July 28, 2025: 15% of Line 1, 2, and 3 and 100% of Line 4 (*shown above*)
- November 17, 2025: balance of your 2025 aid payments

County and Municipal Aid

Under state law, the county and municipal aid paid to each county and municipality must be equal to the amount determined in 2012 (sec. 79.036, Wis. Stats.) and adjusted for fallen protective services insurance reimbursement (sec. 79.036(4), Wis. Stats.).

County and Municipal Aid Calculation	
1. Prior year county and municipal aid	\$40,655.60
2. Increase due to sales tax revenue, including adjustments (<i>district changes</i>)	\$935.08
3. Fallen protective services insurance adjustment	-\$3.00
4. Fallen protective services insurance reimbursement (<i>reported to DOR</i>)	\$0.00
5. Total County and Municipal Aid (sum of Lines 1-4)	\$41,587.68

Utility Aid

- Under state law, utility aid is distributed to each county and municipality where tax-exempt utility property is located (sec. 79.04, Wis. Stats.)
- Utility companies report utility property information to DOR annually
- DOR uses the provided information to accurately calculate utility aid (*shown below*)

Utility Aid Calculation	
1. Net book value, <i>as of December 31, 2024 (including expected additions/retirements)</i>	\$6,790,265.00
2. Total net book value payment	\$20,370.80
3. Minimum payment	\$0.00
4. Megawatt capacity	0.0
5. Megawatt capacity payment	\$0.00
6. Closed/decommissioned production plant (phased down) payment	\$0.00
7. Subtotal (<i>sum of Lines 2, 3, 5 and 6</i>)	\$20,370.80
8. Population cap	\$417,350.00
9. Adjusted subtotal (<i>lesser of Line 7 or Line 8</i>)	\$20,370.80
10. Adjacent site incentive payment	\$0.00
11. Baseload incentive payment	\$0.00
12. Co-generation incentive payment	\$0.00
13. Alternative energy incentive payment	\$0.00
14. Total incentive payments (<i>sum of Lines 10 through 13</i>)	\$0.00
15. Spent nuclear fuel payment	\$0.00
16. Total Utility Aid – this is the utility aid payment listed on the front of the estimate (<i>sum of Lines 9, 14 and 15</i>)	\$20,370.80

Supplemental County and Municipal Aid

- Under state law, supplemental county and municipal aid paid to each county and municipality is determined by 2023 Wisconsin Act 12 (sec. 79.037, Wis. Stats.)
- For detailed information, review [county and municipal aid spreadsheet](#)

Supplemental County and Municipal Aid Calculation	
1. Prior year supplemental county and municipal aid	\$46,567.39
2. Increase due to sales tax revenue including adjustments (<i>district changes</i>)	\$1,071.05
3. Total Supplemental County and Municipal Aid (<i>sum of Lines 1 and 2</i>)	\$47,638.44

Expenditure Restraint Incentive Program

- Only municipalities are eligible to receive Expenditure Restraint Incentive Program (ERIP) payments
- Under state law, in 2025, each municipality will receive a payment that is equal to the amount of the payment received by the municipality in 2024 (sec. 79.05(4), Wis. Stats., from 2023 WI Act 12 – notwithstanding subs. (2) and (3))

Contact Information

If you have questions, contact us at lgs@wisconsin.gov, (608) 266-8618 or (608) 261-5167.



State of Wisconsin • DEPARTMENT OF REVENUE

DIVISION OF STATE AND LOCAL FINANCE • BUREAU OF LOCAL GOVERNMENT SERVICES • 2135 RIMROCK RD MADISON, WI 53713

Mailing Address:
PO Box 8971 #6-97
Madison WI 53708-8971
Fax: (608) 264-6887
lgs@wisconsin.gov

September 13, 2024

CONNIE MEYER
TOWN OF GRANT
N2617 DICUS RD
LADYSMITH WI 54848-9367

Notice of Shared Revenue – 2025 Original Estimate

Notice Information

The Wisconsin Department of Revenue (DOR) is providing the **estimated** shared revenue amounts your local government will receive in 2025 under current state law for county and municipal aid, supplemental county and municipal aid, utility aid and the expenditure restraint incentive program. This does not include adjustments, shown on the July and November payment notices.

District	TOWN OF GRANT	County	RUSK	Co-muni code	54-014
-----------------	---------------	---------------	------	---------------------	--------

Estimate Information

For an explanation of each aid payment listed below, review the additional information in this notice.

2025 Original Estimate	
1. County and municipal aid	\$65,726.82
2. Utility aid	\$208.87
3. Supplemental county and municipal aid	\$43,240.04
4. Expenditure restraint incentive program	\$0.00
5. Total Estimated 2025 Payments (sum of Lines 1-4)	\$109,175.73

Payment Information

Your local government will receive two distributions in 2025 :

- July 28, 2025: 15% of Line 1, 2, and 3 and 100% of Line 4 (*shown above*)
- November 17, 2025: balance of your 2025 aid payments

County and Municipal Aid

Under state law, the county and municipal aid paid to each county and municipality must be equal to the amount determined in 2012 (sec. 79.036, Wis. Stats.) and adjusted for fallen protective services insurance reimbursement (sec. 79.036(4), Wis. Stats.).

County and Municipal Aid Calculation	
1. Prior year county and municipal aid	\$64,253.73
2. Increase due to sales tax revenue, including adjustments (<i>district changes</i>)	\$1,477.84
3. Fallen protective services insurance adjustment	-\$4.75
4. Fallen protective services insurance reimbursement (<i>reported to DOR</i>)	\$0.00
5. Total County and Municipal Aid (sum of Lines 1-4)	\$65,726.82

Utility Aid

- Under state law, utility aid is distributed to each county and municipality where tax-exempt utility property is located (sec. 79.04, Wis. Stats.)
- Utility companies report utility property information to DOR annually
- DOR uses the provided information to accurately calculate utility aid (*shown below*)

Utility Aid Calculation	
1. Net book value, <i>as of December 31, 2024 (including expected additions/retirements)</i>	\$69,623.00
2. Total net book value payment	\$208.87
3. Minimum payment	\$0.00
4. Megawatt capacity	0.0
5. Megawatt capacity payment	\$0.00
6. Closed/decommissioned production plant (phased down) payment	\$0.00
7. Subtotal (<i>sum of Lines 2, 3, 5 and 6</i>)	\$208.87
8. Population cap	\$310,675.00
9. Adjusted subtotal (<i>lesser of Line 7 or Line 8</i>)	\$208.87
10. Adjacent site incentive payment	\$0.00
11. Baseload incentive payment	\$0.00
12. Co-generation incentive payment	\$0.00
13. Alternative energy incentive payment	\$0.00
14. Total incentive payments (<i>sum of Lines 10 through 13</i>)	\$0.00
15. Spent nuclear fuel payment	\$0.00
16. Total Utility Aid – this is the utility aid payment listed on the front of the estimate (<i>sum of Lines 9, 14 and 15</i>)	\$208.87

Supplemental County and Municipal Aid

- Under state law, supplemental county and municipal aid paid to each county and municipality is determined by 2023 Wisconsin Act 12 (sec. 79.037, Wis. Stats.)
- For detailed information, review [county and municipal aid spreadsheet](#)

Supplemental County and Municipal Aid Calculation	
1. Prior year supplemental county and municipal aid	\$42,267.88
2. Increase due to sales tax revenue including adjustments (<i>district changes</i>)	\$972.16
3. Total Supplemental County and Municipal Aid (<i>sum of Lines 1 and 2</i>)	\$43,240.04

Expenditure Restraint Incentive Program

- Only municipalities are eligible to receive Expenditure Restraint Incentive Program (ERIP) payments
- Under state law, in 2025, each municipality will receive a payment that is equal to the amount of the payment received by the municipality in 2024 (sec. 79.05(4), Wis. Stats., from 2023 WI Act 12 – notwithstanding subs. (2) and (3))

Contact Information

If you have questions, contact us at lgs@wisconsin.gov, (608) 266-8618 or (608) 261-5167.



State of Wisconsin • DEPARTMENT OF REVENUE

DIVISION OF STATE AND LOCAL FINANCE • BUREAU OF LOCAL GOVERNMENT SERVICES • 2135 RIMROCK RD MADISON, WI 53713

Mailing Address:
PO Box 8971 #6-97
Madison WI 53708-8971
Fax: (608) 264-6887
lgs@wisconsin.gov

September 13, 2024

STEFFANI UNTERSCHUETZ
TOWN OF GROW
W6126 HRABAN RD
TONY WI 54563

Notice of Shared Revenue – 2025 Original Estimate

Notice Information

The Wisconsin Department of Revenue (DOR) is providing the **estimated** shared revenue amounts your local government will receive in 2025 under current state law for county and municipal aid, supplemental county and municipal aid, utility aid and the expenditure restraint incentive program. This does not include adjustments, shown on the July and November payment notices.

District	TOWN OF GROW	County	RUSK	Co-muni code	54-016
-----------------	--------------	---------------	------	---------------------	--------

Estimate Information

For an explanation of each aid payment listed below, review the additional information in this notice.

2025 Original Estimate	
1. County and municipal aid	\$24,463.66
2. Utility aid	\$0.00
3. Supplemental county and municipal aid	\$38,307.35
4. Expenditure restraint incentive program	\$0.00
5. Total Estimated 2025 Payments (sum of Lines 1-4)	\$62,771.01

Payment Information

Your local government will receive two distributions in 2025 :

- July 28, 2025: 15% of Line 1, 2, and 3 and 100% of Line 4 (*shown above*)
- November 17, 2025: balance of your 2025 aid payments

County and Municipal Aid

Under state law, the county and municipal aid paid to each county and municipality must be equal to the amount determined in 2012 (sec. 79.036, Wis. Stats.) and adjusted for fallen protective services insurance reimbursement (sec. 79.036(4), Wis. Stats.).

County and Municipal Aid Calculation	
1. Prior year county and municipal aid	\$23,915.38
2. Increase due to sales tax revenue, including adjustments (<i>district changes</i>)	\$550.05
3. Fallen protective services insurance adjustment	-\$1.77
4. Fallen protective services insurance reimbursement (<i>reported to DOR</i>)	\$0.00
5. Total County and Municipal Aid (sum of Lines 1-4)	\$24,463.66

Utility Aid

- Under state law, utility aid is distributed to each county and municipality where tax-exempt utility property is located (sec. 79.04, Wis. Stats.)
- Utility companies report utility property information to DOR annually
- DOR uses the provided information to accurately calculate utility aid (*shown below*)

Utility Aid Calculation	
1. Net book value, <i>as of December 31, 2024 (including expected additions/retirements)</i>	\$0.00
2. Total net book value payment	\$0.00
3. Minimum payment	\$0.00
4. Megawatt capacity	0.0
5. Megawatt capacity payment	\$0.00
6. Closed/decommissioned production plant (phased down) payment	\$0.00
7. Subtotal (<i>sum of Lines 2, 3, 5 and 6</i>)	\$0.00
8. Population cap	\$187,000.00
9. Adjusted subtotal (<i>lesser of Line 7 or Line 8</i>)	\$0.00
10. Adjacent site incentive payment	\$0.00
11. Baseload incentive payment	\$0.00
12. Co-generation incentive payment	\$0.00
13. Alternative energy incentive payment	\$0.00
14. Total incentive payments (<i>sum of Lines 10 through 13</i>)	\$0.00
15. Spent nuclear fuel payment	\$0.00
16. Total Utility Aid – this is the utility aid payment listed on the front of the estimate (<i>sum of Lines 9, 14 and 15</i>)	\$0.00

Supplemental County and Municipal Aid

- Under state law, supplemental county and municipal aid paid to each county and municipality is determined by 2023 Wisconsin Act 12 (sec. 79.037, Wis. Stats.)
- For detailed information, review [county and municipal aid spreadsheet](#)

Supplemental County and Municipal Aid Calculation	
1. Prior year supplemental county and municipal aid	\$37,446.09
2. Increase due to sales tax revenue including adjustments (<i>district changes</i>)	\$861.26
3. Total Supplemental County and Municipal Aid (<i>sum of Lines 1 and 2</i>)	\$38,307.35

Expenditure Restraint Incentive Program

- Only municipalities are eligible to receive Expenditure Restraint Incentive Program (ERIP) payments
- Under state law, in 2025, each municipality will receive a payment that is equal to the amount of the payment received by the municipality in 2024 (sec. 79.05(4), Wis. Stats., from 2023 WI Act 12 – notwithstanding subs. (2) and (3))

Contact Information

If you have questions, contact us at lgs@wisconsin.gov, (608) 266-8618 or (608) 261-5167.



State of Wisconsin • DEPARTMENT OF REVENUE

DIVISION OF STATE AND LOCAL FINANCE • BUREAU OF LOCAL GOVERNMENT SERVICES • 2135 RIMROCK RD MADISON, WI 53713

Mailing Address:
PO Box 8971 #6-97
Madison WI 53708-8971
Fax: (608) 264-6887
lgs@wisconsin.gov

September 13, 2024

SHIRLEY SEVERSON
TOWN OF HAWKINS
N5529 MORGAN CREEK RD
HAWKINS WI 54530-9762

Notice of Shared Revenue – 2025 Original Estimate

Notice Information

The Wisconsin Department of Revenue (DOR) is providing the **estimated** shared revenue amounts your local government will receive in 2025 under current state law for county and municipal aid, supplemental county and municipal aid, utility aid and the expenditure restraint incentive program. This does not include adjustments, shown on the July and November payment notices.

District	TOWN OF HAWKINS	County	RUSK	Co-muni code	54-018
-----------------	-----------------	---------------	------	---------------------	--------

Estimate Information

For an explanation of each aid payment listed below, review the additional information in this notice.

2025 Original Estimate	
1. County and municipal aid	\$19,203.05
2. Utility aid	\$231.71
3. Supplemental county and municipal aid	\$32,805.40
4. Expenditure restraint incentive program	\$0.00
5. Total Estimated 2025 Payments (sum of Lines 1-4)	\$52,240.16

Payment Information

Your local government will receive two distributions in 2025 :

- July 28, 2025: 15% of Line 1, 2, and 3 and 100% of Line 4 (*shown above*)
- November 17, 2025: balance of your 2025 aid payments

County and Municipal Aid

Under state law, the county and municipal aid paid to each county and municipality must be equal to the amount determined in 2012 (sec. 79.036, Wis. Stats.) and adjusted for fallen protective services insurance reimbursement (sec. 79.036(4), Wis. Stats.).

County and Municipal Aid Calculation	
1. Prior year county and municipal aid	\$18,772.67
2. Increase due to sales tax revenue, including adjustments (<i>district changes</i>)	\$431.77
3. Fallen protective services insurance adjustment	-\$1.39
4. Fallen protective services insurance reimbursement (<i>reported to DOR</i>)	\$0.00
5. Total County and Municipal Aid (sum of Lines 1-4)	\$19,203.05

Utility Aid

- Under state law, utility aid is distributed to each county and municipality where tax-exempt utility property is located (sec. 79.04, Wis. Stats.)
- Utility companies report utility property information to DOR annually
- DOR uses the provided information to accurately calculate utility aid (*shown below*)

Utility Aid Calculation	
1. Net book value, <i>as of December 31, 2024 (including expected additions/retirements)</i>	\$77,237.00
2. Total net book value payment	\$231.71
3. Minimum payment	\$0.00
4. Megawatt capacity	0.0
5. Megawatt capacity payment	\$0.00
6. Closed/decommissioned production plant (phased down) payment	\$0.00
7. Subtotal (<i>sum of Lines 2, 3, 5 and 6</i>)	\$231.71
8. Population cap	\$51,850.00
9. Adjusted subtotal (<i>lesser of Line 7 or Line 8</i>)	\$231.71
10. Adjacent site incentive payment	\$0.00
11. Baseload incentive payment	\$0.00
12. Co-generation incentive payment	\$0.00
13. Alternative energy incentive payment	\$0.00
14. Total incentive payments (<i>sum of Lines 10 through 13</i>)	\$0.00
15. Spent nuclear fuel payment	\$0.00
16. Total Utility Aid – this is the utility aid payment listed on the front of the estimate (<i>sum of Lines 9, 14 and 15</i>)	\$231.71

Supplemental County and Municipal Aid

- Under state law, supplemental county and municipal aid paid to each county and municipality is determined by 2023 Wisconsin Act 12 (sec. 79.037, Wis. Stats.)
- For detailed information, review [county and municipal aid spreadsheet](#)

Supplemental County and Municipal Aid Calculation	
1. Prior year supplemental county and municipal aid	\$32,067.84
2. Increase due to sales tax revenue including adjustments (<i>district changes</i>)	\$737.56
3. Total Supplemental County and Municipal Aid (<i>sum of Lines 1 and 2</i>)	\$32,805.40

Expenditure Restraint Incentive Program

- Only municipalities are eligible to receive Expenditure Restraint Incentive Program (ERIP) payments
- Under state law, in 2025, each municipality will receive a payment that is equal to the amount of the payment received by the municipality in 2024 (sec. 79.05(4), Wis. Stats., from 2023 WI Act 12 – notwithstanding subs. (2) and (3))

Contact Information

If you have questions, contact us at lgs@wisconsin.gov, (608) 266-8618 or (608) 261-5167.



State of Wisconsin • DEPARTMENT OF REVENUE

DIVISION OF STATE AND LOCAL FINANCE • BUREAU OF LOCAL GOVERNMENT SERVICES • 2135 RIMROCK RD MADISON, WI 53713

Mailing Address:
PO Box 8971 #6-97
Madison WI 53708-8971
Fax: (608) 264-6887
lgs@wisconsin.gov

September 13, 2024

JOLENE ZEMAN
TOWN OF HUBBARD
W9533 COUNTY RD J
LADYSMITH WI 54848-9719

Notice of Shared Revenue – 2025 Original Estimate

Notice Information

The Wisconsin Department of Revenue (DOR) is providing the **estimated** shared revenue amounts your local government will receive in 2025 under current state law for county and municipal aid, supplemental county and municipal aid, utility aid and the expenditure restraint incentive program. This does not include adjustments, shown on the July and November payment notices.

District	TOWN OF HUBBARD	County	RUSK	Co-muni code	54-020
-----------------	-----------------	---------------	------	---------------------	--------

Estimate Information

For an explanation of each aid payment listed below, review the additional information in this notice.

2025 Original Estimate	
1. County and municipal aid	\$13,565.79
2. Utility aid	\$0.00
3. Supplemental county and municipal aid	\$33,768.40
4. Expenditure restraint incentive program	\$0.00
5. Total Estimated 2025 Payments (sum of Lines 1-4)	\$47,334.19

Payment Information

Your local government will receive two distributions in 2025 :

- July 28, 2025: 15% of Line 1, 2, and 3 and 100% of Line 4 (*shown above*)
- November 17, 2025: balance of your 2025 aid payments

County and Municipal Aid

Under state law, the county and municipal aid paid to each county and municipality must be equal to the amount determined in 2012 (sec. 79.036, Wis. Stats.) and adjusted for fallen protective services insurance reimbursement (sec. 79.036(4), Wis. Stats.).

County and Municipal Aid Calculation	
1. Prior year county and municipal aid	\$13,261.75
2. Increase due to sales tax revenue, including adjustments (<i>district changes</i>)	\$305.02
3. Fallen protective services insurance adjustment	-\$0.98
4. Fallen protective services insurance reimbursement (<i>reported to DOR</i>)	\$0.00
5. Total County and Municipal Aid (sum of Lines 1-4)	\$13,565.79

Utility Aid

- Under state law, utility aid is distributed to each county and municipality where tax-exempt utility property is located (sec. 79.04, Wis. Stats.)
- Utility companies report utility property information to DOR annually
- DOR uses the provided information to accurately calculate utility aid (*shown below*)

Utility Aid Calculation	
1. Net book value, <i>as of December 31, 2024 (including expected additions/retirements)</i>	\$0.00
2. Total net book value payment	\$0.00
3. Minimum payment	\$0.00
4. Megawatt capacity	0.0
5. Megawatt capacity payment	\$0.00
6. Closed/decommissioned production plant (phased down) payment	\$0.00
7. Subtotal (<i>sum of Lines 2, 3, 5 and 6</i>)	\$0.00
8. Population cap	\$75,650.00
9. Adjusted subtotal (<i>lesser of Line 7 or Line 8</i>)	\$0.00
10. Adjacent site incentive payment	\$0.00
11. Baseload incentive payment	\$0.00
12. Co-generation incentive payment	\$0.00
13. Alternative energy incentive payment	\$0.00
14. Total incentive payments (<i>sum of Lines 10 through 13</i>)	\$0.00
15. Spent nuclear fuel payment	\$0.00
16. Total Utility Aid – this is the utility aid payment listed on the front of the estimate (<i>sum of Lines 9, 14 and 15</i>)	\$0.00

Supplemental County and Municipal Aid

- Under state law, supplemental county and municipal aid paid to each county and municipality is determined by 2023 Wisconsin Act 12 (sec. 79.037, Wis. Stats.)
- For detailed information, review [county and municipal aid spreadsheet](#)

Supplemental County and Municipal Aid Calculation	
1. Prior year supplemental county and municipal aid	\$33,009.19
2. Increase due to sales tax revenue including adjustments (<i>district changes</i>)	\$759.21
3. Total Supplemental County and Municipal Aid (<i>sum of Lines 1 and 2</i>)	\$33,768.40

Expenditure Restraint Incentive Program

- Only municipalities are eligible to receive Expenditure Restraint Incentive Program (ERIP) payments
- Under state law, in 2025, each municipality will receive a payment that is equal to the amount of the payment received by the municipality in 2024 (sec. 79.05(4), Wis. Stats., from 2023 WI Act 12 – notwithstanding subs. (2) and (3))

Contact Information

If you have questions, contact us at lgs@wisconsin.gov, (608) 266-8618 or (608) 261-5167.



State of Wisconsin • DEPARTMENT OF REVENUE

DIVISION OF STATE AND LOCAL FINANCE • BUREAU OF LOCAL GOVERNMENT SERVICES • 2135 RIMROCK RD MADISON, WI 53713

Mailing Address:
PO Box 8971 #6-97
Madison WI 53708-8971
Fax: (608) 264-6887
lgs@wisconsin.gov

September 13, 2024

CHARIDY LUDESCHER
TOWN OF LAWRENCE
N2587 STATE ROAD 73
SHELDON WI 54766

Notice of Shared Revenue – 2025 Original Estimate

Notice Information

The Wisconsin Department of Revenue (DOR) is providing the **estimated** shared revenue amounts your local government will receive in 2025 under current state law for county and municipal aid, supplemental county and municipal aid, utility aid and the expenditure restraint incentive program. This does not include adjustments, shown on the July and November payment notices.

District	TOWN OF LAWRENCE	County	RUSK	Co-muni code	54-022
-----------------	------------------	---------------	------	---------------------	--------

Estimate Information

For an explanation of each aid payment listed below, review the additional information in this notice.

2025 Original Estimate	
1. County and municipal aid	\$25,464.93
2. Utility aid	\$0.00
3. Supplemental county and municipal aid	\$35,934.91
4. Expenditure restraint incentive program	\$0.00
5. Total Estimated 2025 Payments (sum of Lines 1-4)	\$61,399.84

Payment Information

Your local government will receive two distributions in 2025 :

- July 28, 2025: 15% of Line 1, 2, and 3 and 100% of Line 4 (*shown above*)
- November 17, 2025: balance of your 2025 aid payments

County and Municipal Aid

Under state law, the county and municipal aid paid to each county and municipality must be equal to the amount determined in 2012 (sec. 79.036, Wis. Stats.) and adjusted for fallen protective services insurance reimbursement (sec. 79.036(4), Wis. Stats.).

County and Municipal Aid Calculation	
1. Prior year county and municipal aid	\$24,894.20
2. Increase due to sales tax revenue, including adjustments (<i>district changes</i>)	\$572.57
3. Fallen protective services insurance adjustment	-\$1.84
4. Fallen protective services insurance reimbursement (<i>reported to DOR</i>)	\$0.00
5. Total County and Municipal Aid (sum of Lines 1-4)	\$25,464.93

Utility Aid

- Under state law, utility aid is distributed to each county and municipality where tax-exempt utility property is located (sec. 79.04, Wis. Stats.)
- Utility companies report utility property information to DOR annually
- DOR uses the provided information to accurately calculate utility aid (*shown below*)

Utility Aid Calculation	
1. Net book value, <i>as of December 31, 2024 (including expected additions/retirements)</i>	\$0.00
2. Total net book value payment	\$0.00
3. Minimum payment	\$0.00
4. Megawatt capacity	0.0
5. Megawatt capacity payment	\$0.00
6. Closed/decommissioned production plant (phased down) payment	\$0.00
7. Subtotal (<i>sum of Lines 2, 3, 5 and 6</i>)	\$0.00
8. Population cap	\$132,600.00
9. Adjusted subtotal (<i>lesser of Line 7 or Line 8</i>)	\$0.00
10. Adjacent site incentive payment	\$0.00
11. Baseload incentive payment	\$0.00
12. Co-generation incentive payment	\$0.00
13. Alternative energy incentive payment	\$0.00
14. Total incentive payments (<i>sum of Lines 10 through 13</i>)	\$0.00
15. Spent nuclear fuel payment	\$0.00
16. Total Utility Aid – this is the utility aid payment listed on the front of the estimate (<i>sum of Lines 9, 14 and 15</i>)	\$0.00

Supplemental County and Municipal Aid

- Under state law, supplemental county and municipal aid paid to each county and municipality is determined by 2023 Wisconsin Act 12 (sec. 79.037, Wis. Stats.)
- For detailed information, review [county and municipal aid spreadsheet](#)

Supplemental County and Municipal Aid Calculation	
1. Prior year supplemental county and municipal aid	\$35,126.99
2. Increase due to sales tax revenue including adjustments (<i>district changes</i>)	\$807.92
3. Total Supplemental County and Municipal Aid (<i>sum of Lines 1 and 2</i>)	\$35,934.91

Expenditure Restraint Incentive Program

- Only municipalities are eligible to receive Expenditure Restraint Incentive Program (ERIP) payments
- Under state law, in 2025, each municipality will receive a payment that is equal to the amount of the payment received by the municipality in 2024 (sec. 79.05(4), Wis. Stats., from 2023 WI Act 12 – notwithstanding subs. (2) and (3))

Contact Information

If you have questions, contact us at lgs@wisconsin.gov, (608) 266-8618 or (608) 261-5167.



State of Wisconsin • DEPARTMENT OF REVENUE

DIVISION OF STATE AND LOCAL FINANCE • BUREAU OF LOCAL GOVERNMENT SERVICES • 2135 RIMROCK RD MADISON, WI 53713

Mailing Address:
PO Box 8971 #6-97
Madison WI 53708-8971
Fax: (608) 264-6887
lgs@wisconsin.gov

September 13, 2024

CAROL LUCE
TOWN OF MARSHALL
W5688 COUNTY RD VV
SHELDON WI 54766

Notice of Shared Revenue – 2025 Original Estimate

Notice Information

The Wisconsin Department of Revenue (DOR) is providing the **estimated** shared revenue amounts your local government will receive in 2025 under current state law for county and municipal aid, supplemental county and municipal aid, utility aid and the expenditure restraint incentive program. This does not include adjustments, shown on the July and November payment notices.

District	TOWN OF MARSHALL	County	RUSK	Co-muni code	54-024
-----------------	------------------	---------------	------	---------------------	--------

Estimate Information

For an explanation of each aid payment listed below, review the additional information in this notice.

2025 Original Estimate	
1. County and municipal aid	\$71,682.97
2. Utility aid	\$219.17
3. Supplemental county and municipal aid	\$41,968.37
4. Expenditure restraint incentive program	\$0.00
5. Total Estimated 2025 Payments (sum of Lines 1-4)	\$113,870.51

Payment Information

Your local government will receive two distributions in 2025 :

- July 28, 2025: 15% of Line 1, 2, and 3 and 100% of Line 4 (*shown above*)
- November 17, 2025: balance of your 2025 aid payments

County and Municipal Aid

Under state law, the county and municipal aid paid to each county and municipality must be equal to the amount determined in 2012 (sec. 79.036, Wis. Stats.) and adjusted for fallen protective services insurance reimbursement (sec. 79.036(4), Wis. Stats.).

County and Municipal Aid Calculation	
1. Prior year county and municipal aid	\$70,076.39
2. Increase due to sales tax revenue, including adjustments (<i>district changes</i>)	\$1,611.76
3. Fallen protective services insurance adjustment	-\$5.18
4. Fallen protective services insurance reimbursement (<i>reported to DOR</i>)	\$0.00
5. Total County and Municipal Aid (sum of Lines 1-4)	\$71,682.97

Utility Aid

- Under state law, utility aid is distributed to each county and municipality where tax-exempt utility property is located (sec. 79.04, Wis. Stats.)
- Utility companies report utility property information to DOR annually
- DOR uses the provided information to accurately calculate utility aid (*shown below*)

Utility Aid Calculation	
1. Net book value, <i>as of December 31, 2024 (including expected additions/retirements)</i>	\$73,057.00
2. Total net book value payment	\$219.17
3. Minimum payment	\$0.00
4. Megawatt capacity	0.0
5. Megawatt capacity payment	\$0.00
6. Closed/decommissioned production plant (phased down) payment	\$0.00
7. Subtotal (<i>sum of Lines 2, 3, 5 and 6</i>)	\$219.17
8. Population cap	\$280,500.00
9. Adjusted subtotal (<i>lesser of Line 7 or Line 8</i>)	\$219.17
10. Adjacent site incentive payment	\$0.00
11. Baseload incentive payment	\$0.00
12. Co-generation incentive payment	\$0.00
13. Alternative energy incentive payment	\$0.00
14. Total incentive payments (<i>sum of Lines 10 through 13</i>)	\$0.00
15. Spent nuclear fuel payment	\$0.00
16. Total Utility Aid – this is the utility aid payment listed on the front of the estimate (<i>sum of Lines 9, 14 and 15</i>)	\$219.17

Supplemental County and Municipal Aid

- Under state law, supplemental county and municipal aid paid to each county and municipality is determined by 2023 Wisconsin Act 12 (sec. 79.037, Wis. Stats.)
- For detailed information, review [county and municipal aid spreadsheet](#)

Supplemental County and Municipal Aid Calculation	
1. Prior year supplemental county and municipal aid	\$41,024.80
2. Increase due to sales tax revenue including adjustments (<i>district changes</i>)	\$943.57
3. Total Supplemental County and Municipal Aid (<i>sum of Lines 1 and 2</i>)	\$41,968.37

Expenditure Restraint Incentive Program

- Only municipalities are eligible to receive Expenditure Restraint Incentive Program (ERIP) payments
- Under state law, in 2025, each municipality will receive a payment that is equal to the amount of the payment received by the municipality in 2024 (sec. 79.05(4), Wis. Stats., from 2023 WI Act 12 – notwithstanding subs. (2) and (3))

Contact Information

If you have questions, contact us at lgs@wisconsin.gov, (608) 266-8618 or (608) 261-5167.



State of Wisconsin • DEPARTMENT OF REVENUE

DIVISION OF STATE AND LOCAL FINANCE • BUREAU OF LOCAL GOVERNMENT SERVICES • 2135 RIMROCK RD MADISON, WI 53713

Mailing Address:
PO Box 8971 #6-97
Madison WI 53708-8971
Fax: (608) 264-6887
lgs@wisconsin.gov

September 13, 2024

CATHY THORMAN
TOWN OF MURRY
N8429 REICHEL ROAD
BRUCE WI 54819

Notice of Shared Revenue – 2025 Original Estimate

Notice Information

The Wisconsin Department of Revenue (DOR) is providing the **estimated** shared revenue amounts your local government will receive in 2025 under current state law for county and municipal aid, supplemental county and municipal aid, utility aid and the expenditure restraint incentive program. This does not include adjustments, shown on the July and November payment notices.

District	TOWN OF MURRY	County	RUSK	Co-muni code	54-026
-----------------	---------------	---------------	------	---------------------	--------

Estimate Information

For an explanation of each aid payment listed below, review the additional information in this notice.

2025 Original Estimate	
1. County and municipal aid	\$10,623.86
2. Utility aid	\$0.00
3. Supplemental county and municipal aid	\$35,040.84
4. Expenditure restraint incentive program	\$0.00
5. Total Estimated 2025 Payments (sum of Lines 1-4)	\$45,664.70

Payment Information

Your local government will receive two distributions in 2025 :

- July 28, 2025: 15% of Line 1, 2, and 3 and 100% of Line 4 (*shown above*)
- November 17, 2025: balance of your 2025 aid payments

County and Municipal Aid

Under state law, the county and municipal aid paid to each county and municipality must be equal to the amount determined in 2012 (sec. 79.036, Wis. Stats.) and adjusted for fallen protective services insurance reimbursement (sec. 79.036(4), Wis. Stats.).

County and Municipal Aid Calculation	
1. Prior year county and municipal aid	\$10,385.76
2. Increase due to sales tax revenue, including adjustments (<i>district changes</i>)	\$238.87
3. Fallen protective services insurance adjustment	-\$0.77
4. Fallen protective services insurance reimbursement (<i>reported to DOR</i>)	\$0.00
5. Total County and Municipal Aid (sum of Lines 1-4)	\$10,623.86

Utility Aid

- Under state law, utility aid is distributed to each county and municipality where tax-exempt utility property is located (sec. 79.04, Wis. Stats.)
- Utility companies report utility property information to DOR annually
- DOR uses the provided information to accurately calculate utility aid (*shown below*)

Utility Aid Calculation	
1. Net book value, <i>as of December 31, 2024 (including expected additions/retirements)</i>	\$0.00
2. Total net book value payment	\$0.00
3. Minimum payment	\$0.00
4. Megawatt capacity	0.0
5. Megawatt capacity payment	\$0.00
6. Closed/decommissioned production plant (phased down) payment	\$0.00
7. Subtotal (<i>sum of Lines 2, 3, 5 and 6</i>)	\$0.00
8. Population cap	\$107,950.00
9. Adjusted subtotal (<i>lesser of Line 7 or Line 8</i>)	\$0.00
10. Adjacent site incentive payment	\$0.00
11. Baseload incentive payment	\$0.00
12. Co-generation incentive payment	\$0.00
13. Alternative energy incentive payment	\$0.00
14. Total incentive payments (<i>sum of Lines 10 through 13</i>)	\$0.00
15. Spent nuclear fuel payment	\$0.00
16. Total Utility Aid – this is the utility aid payment listed on the front of the estimate (<i>sum of Lines 9, 14 and 15</i>)	\$0.00

Supplemental County and Municipal Aid

- Under state law, supplemental county and municipal aid paid to each county and municipality is determined by 2023 Wisconsin Act 12 (sec. 79.037, Wis. Stats.)
- For detailed information, review [county and municipal aid spreadsheet](#)

Supplemental County and Municipal Aid Calculation	
1. Prior year supplemental county and municipal aid	\$34,253.02
2. Increase due to sales tax revenue including adjustments (<i>district changes</i>)	\$787.82
3. Total Supplemental County and Municipal Aid (<i>sum of Lines 1 and 2</i>)	\$35,040.84

Expenditure Restraint Incentive Program

- Only municipalities are eligible to receive Expenditure Restraint Incentive Program (ERIP) payments
- Under state law, in 2025, each municipality will receive a payment that is equal to the amount of the payment received by the municipality in 2024 (sec. 79.05(4), Wis. Stats., from 2023 WI Act 12 – notwithstanding subs. (2) and (3))

Contact Information

If you have questions, contact us at lgs@wisconsin.gov, (608) 266-8618 or (608) 261-5167.



State of Wisconsin • DEPARTMENT OF REVENUE

DIVISION OF STATE AND LOCAL FINANCE • BUREAU OF LOCAL GOVERNMENT SERVICES • 2135 RIMROCK RD MADISON, WI 53713

Mailing Address:
PO Box 8971 #6-97
Madison WI 53708-8971
Fax: (608) 264-6887
lgs@wisconsin.gov

September 13, 2024

ALLISON GRUBBA
TOWN OF RICHLAND
W2787 LESSARD RD
GLEN FLORA WI 54526

Notice of Shared Revenue – 2025 Original Estimate

Notice Information

The Wisconsin Department of Revenue (DOR) is providing the **estimated** shared revenue amounts your local government will receive in 2025 under current state law for county and municipal aid, supplemental county and municipal aid, utility aid and the expenditure restraint incentive program. This does not include adjustments, shown on the July and November payment notices.

District	TOWN OF RICHLAND	County	RUSK	Co-muni code	54-028
-----------------	------------------	---------------	------	---------------------	--------

Estimate Information

For an explanation of each aid payment listed below, review the additional information in this notice.

2025 Original Estimate	
1. County and municipal aid	\$24,762.48
2. Utility aid	\$0.00
3. Supplemental county and municipal aid	\$34,077.92
4. Expenditure restraint incentive program	\$0.00
5. Total Estimated 2025 Payments (sum of Lines 1-4)	\$58,840.40

Payment Information

Your local government will receive two distributions in 2025 :

- July 28, 2025: 15% of Line 1, 2, and 3 and 100% of Line 4 (*shown above*)
- November 17, 2025: balance of your 2025 aid payments

County and Municipal Aid

Under state law, the county and municipal aid paid to each county and municipality must be equal to the amount determined in 2012 (sec. 79.036, Wis. Stats.) and adjusted for fallen protective services insurance reimbursement (sec. 79.036(4), Wis. Stats.).

County and Municipal Aid Calculation	
1. Prior year county and municipal aid	\$24,207.50
2. Increase due to sales tax revenue, including adjustments (<i>district changes</i>)	\$556.77
3. Fallen protective services insurance adjustment	-\$1.79
4. Fallen protective services insurance reimbursement (<i>reported to DOR</i>)	\$0.00
5. Total County and Municipal Aid (sum of Lines 1-4)	\$24,762.48

Utility Aid

- Under state law, utility aid is distributed to each county and municipality where tax-exempt utility property is located (sec. 79.04, Wis. Stats.)
- Utility companies report utility property information to DOR annually
- DOR uses the provided information to accurately calculate utility aid (*shown below*)

Utility Aid Calculation	
1. Net book value, <i>as of December 31, 2024 (including expected additions/retirements)</i>	\$0.00
2. Total net book value payment	\$0.00
3. Minimum payment	\$0.00
4. Megawatt capacity	0.0
5. Megawatt capacity payment	\$0.00
6. Closed/decommissioned production plant (phased down) payment	\$0.00
7. Subtotal (<i>sum of Lines 2, 3, 5 and 6</i>)	\$0.00
8. Population cap	\$84,150.00
9. Adjusted subtotal (<i>lesser of Line 7 or Line 8</i>)	\$0.00
10. Adjacent site incentive payment	\$0.00
11. Baseload incentive payment	\$0.00
12. Co-generation incentive payment	\$0.00
13. Alternative energy incentive payment	\$0.00
14. Total incentive payments (<i>sum of Lines 10 through 13</i>)	\$0.00
15. Spent nuclear fuel payment	\$0.00
16. Total Utility Aid – this is the utility aid payment listed on the front of the estimate (<i>sum of Lines 9, 14 and 15</i>)	\$0.00

Supplemental County and Municipal Aid

- Under state law, supplemental county and municipal aid paid to each county and municipality is determined by 2023 Wisconsin Act 12 (sec. 79.037, Wis. Stats.)
- For detailed information, review [county and municipal aid spreadsheet](#)

Supplemental County and Municipal Aid Calculation	
1. Prior year supplemental county and municipal aid	\$33,311.75
2. Increase due to sales tax revenue including adjustments (<i>district changes</i>)	\$766.17
3. Total Supplemental County and Municipal Aid (<i>sum of Lines 1 and 2</i>)	\$34,077.92

Expenditure Restraint Incentive Program

- Only municipalities are eligible to receive Expenditure Restraint Incentive Program (ERIP) payments
- Under state law, in 2025, each municipality will receive a payment that is equal to the amount of the payment received by the municipality in 2024 (sec. 79.05(4), Wis. Stats., from 2023 WI Act 12 – notwithstanding subs. (2) and (3))

Contact Information

If you have questions, contact us at lgs@wisconsin.gov, (608) 266-8618 or (608) 261-5167.



State of Wisconsin • DEPARTMENT OF REVENUE

DIVISION OF STATE AND LOCAL FINANCE • BUREAU OF LOCAL GOVERNMENT SERVICES • 2135 RIMROCK RD MADISON, WI 53713

Mailing Address:
PO Box 8971 #6-97
Madison WI 53708-8971
Fax: (608) 264-6887
lgs@wisconsin.gov

September 13, 2024

ANNE KONVICKA
TOWN OF RUSK
P.O. BOX 61
CHETEK WI 54728-0061

Notice of Shared Revenue – 2025 Original Estimate

Notice Information

The Wisconsin Department of Revenue (DOR) is providing the **estimated** shared revenue amounts your local government will receive in 2025 under current state law for county and municipal aid, supplemental county and municipal aid, utility aid and the expenditure restraint incentive program. This does not include adjustments, shown on the July and November payment notices.

District	TOWN OF RUSK	County	RUSK	Co-muni code	54-030
-----------------	--------------	---------------	------	---------------------	--------

Estimate Information

For an explanation of each aid payment listed below, review the additional information in this notice.

2025 Original Estimate	
1. County and municipal aid	\$6,387.39
2. Utility aid	\$0.00
3. Supplemental county and municipal aid	\$40,301.27
4. Expenditure restraint incentive program	\$0.00
5. Total Estimated 2025 Payments (sum of Lines 1-4)	\$46,688.66

Payment Information

Your local government will receive two distributions in 2025 :

- July 28, 2025: 15% of Line 1, 2, and 3 and 100% of Line 4 (*shown above*)
- November 17, 2025: balance of your 2025 aid payments

County and Municipal Aid

Under state law, the county and municipal aid paid to each county and municipality must be equal to the amount determined in 2012 (sec. 79.036, Wis. Stats.) and adjusted for fallen protective services insurance reimbursement (sec. 79.036(4), Wis. Stats.).

County and Municipal Aid Calculation	
1. Prior year county and municipal aid	\$6,244.23
2. Increase due to sales tax revenue, including adjustments (<i>district changes</i>)	\$143.62
3. Fallen protective services insurance adjustment	-\$0.46
4. Fallen protective services insurance reimbursement (<i>reported to DOR</i>)	\$0.00
5. Total County and Municipal Aid (sum of Lines 1-4)	\$6,387.39

Utility Aid

- Under state law, utility aid is distributed to each county and municipality where tax-exempt utility property is located (sec. 79.04, Wis. Stats.)
- Utility companies report utility property information to DOR annually
- DOR uses the provided information to accurately calculate utility aid (*shown below*)

Utility Aid Calculation	
1. Net book value, <i>as of December 31, 2024 (including expected additions/retirements)</i>	\$0.00
2. Total net book value payment	\$0.00
3. Minimum payment	\$0.00
4. Megawatt capacity	0.0
5. Megawatt capacity payment	\$0.00
6. Closed/decommissioned production plant (phased down) payment	\$0.00
7. Subtotal (<i>sum of Lines 2, 3, 5 and 6</i>)	\$0.00
8. Population cap	\$243,100.00
9. Adjusted subtotal (<i>lesser of Line 7 or Line 8</i>)	\$0.00
10. Adjacent site incentive payment	\$0.00
11. Baseload incentive payment	\$0.00
12. Co-generation incentive payment	\$0.00
13. Alternative energy incentive payment	\$0.00
14. Total incentive payments (<i>sum of Lines 10 through 13</i>)	\$0.00
15. Spent nuclear fuel payment	\$0.00
16. Total Utility Aid – this is the utility aid payment listed on the front of the estimate (<i>sum of Lines 9, 14 and 15</i>)	\$0.00

Supplemental County and Municipal Aid

- Under state law, supplemental county and municipal aid paid to each county and municipality is determined by 2023 Wisconsin Act 12 (sec. 79.037, Wis. Stats.)
- For detailed information, review [county and municipal aid spreadsheet](#)

Supplemental County and Municipal Aid Calculation	
1. Prior year supplemental county and municipal aid	\$39,395.18
2. Increase due to sales tax revenue including adjustments (<i>district changes</i>)	\$906.09
3. Total Supplemental County and Municipal Aid (<i>sum of Lines 1 and 2</i>)	\$40,301.27

Expenditure Restraint Incentive Program

- Only municipalities are eligible to receive Expenditure Restraint Incentive Program (ERIP) payments
- Under state law, in 2025, each municipality will receive a payment that is equal to the amount of the payment received by the municipality in 2024 (sec. 79.05(4), Wis. Stats., from 2023 WI Act 12 – notwithstanding subs. (2) and (3))

Contact Information

If you have questions, contact us at lgs@wisconsin.gov, (608) 266-8618 or (608) 261-5167.



State of Wisconsin • DEPARTMENT OF REVENUE

DIVISION OF STATE AND LOCAL FINANCE • BUREAU OF LOCAL GOVERNMENT SERVICES • 2135 RIMROCK RD MADISON, WI 53713

Mailing Address:
PO Box 8971 #6-97
Madison WI 53708-8971
Fax: (608) 264-6887
lgs@wisconsin.gov

September 13, 2024

APRIL ECKES
TOWN OF SOUTH FORK
520 MAPLE AVE.
HAWKINS WI 54530

Notice of Shared Revenue – 2025 Original Estimate

Notice Information

The Wisconsin Department of Revenue (DOR) is providing the **estimated** shared revenue amounts your local government will receive in 2025 under current state law for county and municipal aid, supplemental county and municipal aid, utility aid and the expenditure restraint incentive program. This does not include adjustments, shown on the July and November payment notices.

District	TOWN OF SOUTH FORK	County	RUSK	Co-muni code	54-032
-----------------	--------------------	---------------	------	---------------------	--------

Estimate Information

For an explanation of each aid payment listed below, review the additional information in this notice.

2025 Original Estimate	
1. County and municipal aid	\$2,882.23
2. Utility aid	\$0.00
3. Supplemental county and municipal aid	\$32,667.83
4. Expenditure restraint incentive program	\$0.00
5. Total Estimated 2025 Payments (sum of Lines 1-4)	\$35,550.06

Payment Information

Your local government will receive two distributions in 2025 :

- July 28, 2025: 15% of Line 1, 2, and 3 and 100% of Line 4 (*shown above*)
- November 17, 2025: balance of your 2025 aid payments

County and Municipal Aid

Under state law, the county and municipal aid paid to each county and municipality must be equal to the amount determined in 2012 (sec. 79.036, Wis. Stats.) and adjusted for fallen protective services insurance reimbursement (sec. 79.036(4), Wis. Stats.).

County and Municipal Aid Calculation	
1. Prior year county and municipal aid	\$2,817.63
2. Increase due to sales tax revenue, including adjustments (<i>district changes</i>)	\$64.81
3. Fallen protective services insurance adjustment	-\$0.21
4. Fallen protective services insurance reimbursement (<i>reported to DOR</i>)	\$0.00
5. Total County and Municipal Aid (sum of Lines 1-4)	\$2,882.23

Utility Aid

- Under state law, utility aid is distributed to each county and municipality where tax-exempt utility property is located (sec. 79.04, Wis. Stats.)
- Utility companies report utility property information to DOR annually
- DOR uses the provided information to accurately calculate utility aid (*shown below*)

Utility Aid Calculation	
1. Net book value, <i>as of December 31, 2024 (including expected additions/retirements)</i>	\$0.00
2. Total net book value payment	\$0.00
3. Minimum payment	\$0.00
4. Megawatt capacity	0.0
5. Megawatt capacity payment	\$0.00
6. Closed/decommissioned production plant (phased down) payment	\$0.00
7. Subtotal (<i>sum of Lines 2, 3, 5 and 6</i>)	\$0.00
8. Population cap	\$48,450.00
9. Adjusted subtotal (<i>lesser of Line 7 or Line 8</i>)	\$0.00
10. Adjacent site incentive payment	\$0.00
11. Baseload incentive payment	\$0.00
12. Co-generation incentive payment	\$0.00
13. Alternative energy incentive payment	\$0.00
14. Total incentive payments (<i>sum of Lines 10 through 13</i>)	\$0.00
15. Spent nuclear fuel payment	\$0.00
16. Total Utility Aid – this is the utility aid payment listed on the front of the estimate (<i>sum of Lines 9, 14 and 15</i>)	\$0.00

Supplemental County and Municipal Aid

- Under state law, supplemental county and municipal aid paid to each county and municipality is determined by 2023 Wisconsin Act 12 (sec. 79.037, Wis. Stats.)
- For detailed information, review [county and municipal aid spreadsheet](#)

Supplemental County and Municipal Aid Calculation	
1. Prior year supplemental county and municipal aid	\$31,933.36
2. Increase due to sales tax revenue including adjustments (<i>district changes</i>)	\$734.47
3. Total Supplemental County and Municipal Aid (<i>sum of Lines 1 and 2</i>)	\$32,667.83

Expenditure Restraint Incentive Program

- Only municipalities are eligible to receive Expenditure Restraint Incentive Program (ERIP) payments
- Under state law, in 2025, each municipality will receive a payment that is equal to the amount of the payment received by the municipality in 2024 (sec. 79.05(4), Wis. Stats., from 2023 WI Act 12 – notwithstanding subs. (2) and (3))

Contact Information

If you have questions, contact us at lgs@wisconsin.gov, (608) 266-8618 or (608) 261-5167.



State of Wisconsin • DEPARTMENT OF REVENUE

DIVISION OF STATE AND LOCAL FINANCE • BUREAU OF LOCAL GOVERNMENT SERVICES • 2135 RIMROCK RD MADISON, WI 53713

Mailing Address:
PO Box 8971 #6-97
Madison WI 53708-8971
Fax: (608) 264-6887
lgs@wisconsin.gov

September 13, 2024

CAROL LYNN ARNDT
TOWN OF STRICKLAND
PO BOX 120
WEYERHAEUSER WI 54895-0120

Notice of Shared Revenue – 2025 Original Estimate

Notice Information

The Wisconsin Department of Revenue (DOR) is providing the **estimated** shared revenue amounts your local government will receive in 2025 under current state law for county and municipal aid, supplemental county and municipal aid, utility aid and the expenditure restraint incentive program. This does not include adjustments, shown on the July and November payment notices.

District	TOWN OF STRICKLAND	County	RUSK	Co-muni code	54-034
-----------------	--------------------	---------------	------	---------------------	--------

Estimate Information

For an explanation of each aid payment listed below, review the additional information in this notice.

2025 Original Estimate	
1. County and municipal aid	\$28,523.89
2. Utility aid	\$0.00
3. Supplemental county and municipal aid	\$35,539.46
4. Expenditure restraint incentive program	\$0.00
5. Total Estimated 2025 Payments (sum of Lines 1-4)	\$64,063.35

Payment Information

Your local government will receive two distributions in 2025 :

- July 28, 2025: 15% of Line 1, 2, and 3 and 100% of Line 4 (*shown above*)
- November 17, 2025: balance of your 2025 aid payments

County and Municipal Aid

Under state law, the county and municipal aid paid to each county and municipality must be equal to the amount determined in 2012 (sec. 79.036, Wis. Stats.) and adjusted for fallen protective services insurance reimbursement (sec. 79.036(4), Wis. Stats.).

County and Municipal Aid Calculation	
1. Prior year county and municipal aid	\$27,884.60
2. Increase due to sales tax revenue, including adjustments (<i>district changes</i>)	\$641.35
3. Fallen protective services insurance adjustment	-\$2.06
4. Fallen protective services insurance reimbursement (<i>reported to DOR</i>)	\$0.00
5. Total County and Municipal Aid (sum of Lines 1-4)	\$28,523.89

Utility Aid

- Under state law, utility aid is distributed to each county and municipality where tax-exempt utility property is located (sec. 79.04, Wis. Stats.)
- Utility companies report utility property information to DOR annually
- DOR uses the provided information to accurately calculate utility aid (*shown below*)

Utility Aid Calculation	
1. Net book value, <i>as of December 31, 2024 (including expected additions/retirements)</i>	\$0.00
2. Total net book value payment	\$0.00
3. Minimum payment	\$0.00
4. Megawatt capacity	0.0
5. Megawatt capacity payment	\$0.00
6. Closed/decommissioned production plant (phased down) payment	\$0.00
7. Subtotal (<i>sum of Lines 2, 3, 5 and 6</i>)	\$0.00
8. Population cap	\$121,550.00
9. Adjusted subtotal (<i>lesser of Line 7 or Line 8</i>)	\$0.00
10. Adjacent site incentive payment	\$0.00
11. Baseload incentive payment	\$0.00
12. Co-generation incentive payment	\$0.00
13. Alternative energy incentive payment	\$0.00
14. Total incentive payments (<i>sum of Lines 10 through 13</i>)	\$0.00
15. Spent nuclear fuel payment	\$0.00
16. Total Utility Aid – this is the utility aid payment listed on the front of the estimate (<i>sum of Lines 9, 14 and 15</i>)	\$0.00

Supplemental County and Municipal Aid

- Under state law, supplemental county and municipal aid paid to each county and municipality is determined by 2023 Wisconsin Act 12 (sec. 79.037, Wis. Stats.)
- For detailed information, review [county and municipal aid spreadsheet](#)

Supplemental County and Municipal Aid Calculation	
1. Prior year supplemental county and municipal aid	\$34,740.43
2. Increase due to sales tax revenue including adjustments (<i>district changes</i>)	\$799.03
3. Total Supplemental County and Municipal Aid (<i>sum of Lines 1 and 2</i>)	\$35,539.46

Expenditure Restraint Incentive Program

- Only municipalities are eligible to receive Expenditure Restraint Incentive Program (ERIP) payments
- Under state law, in 2025, each municipality will receive a payment that is equal to the amount of the payment received by the municipality in 2024 (sec. 79.05(4), Wis. Stats., from 2023 WI Act 12 – notwithstanding subs. (2) and (3))

Contact Information

If you have questions, contact us at lgs@wisconsin.gov, (608) 266-8618 or (608) 261-5167.



State of Wisconsin • DEPARTMENT OF REVENUE

DIVISION OF STATE AND LOCAL FINANCE • BUREAU OF LOCAL GOVERNMENT SERVICES • 2135 RIMROCK RD MADISON, WI 53713

Mailing Address:
PO Box 8971 #6-97
Madison WI 53708-8971
Fax: (608) 264-6887
lgs@wisconsin.gov

September 13, 2024

CAROLINE VANDERLOOP
TOWN OF STUBBS
N3305 S HUTCHINSON RD
BRUCE WI 54819

Notice of Shared Revenue – 2025 Original Estimate

Notice Information

The Wisconsin Department of Revenue (DOR) is providing the **estimated** shared revenue amounts your local government will receive in 2025 under current state law for county and municipal aid, supplemental county and municipal aid, utility aid and the expenditure restraint incentive program. This does not include adjustments, shown on the July and November payment notices.

District	TOWN OF STUBBS	County	RUSK	Co-muni code	54-036
-----------------	----------------	---------------	------	---------------------	--------

Estimate Information

For an explanation of each aid payment listed below, review the additional information in this notice.

2025 Original Estimate	
1. County and municipal aid	\$15,541.83
2. Utility aid	\$104.63
3. Supplemental county and municipal aid	\$39,699.68
4. Expenditure restraint incentive program	\$0.00
5. Total Estimated 2025 Payments (sum of Lines 1-4)	\$55,346.14

Payment Information

Your local government will receive two distributions in 2025 :

- July 28, 2025: 15% of Line 1, 2, and 3 and 100% of Line 4 (*shown above*)
- November 17, 2025: balance of your 2025 aid payments

County and Municipal Aid

Under state law, the county and municipal aid paid to each county and municipality must be equal to the amount determined in 2012 (sec. 79.036, Wis. Stats.) and adjusted for fallen protective services insurance reimbursement (sec. 79.036(4), Wis. Stats.).

County and Municipal Aid Calculation	
1. Prior year county and municipal aid	\$15,193.50
2. Increase due to sales tax revenue, including adjustments (<i>district changes</i>)	\$349.45
3. Fallen protective services insurance adjustment	-\$1.12
4. Fallen protective services insurance reimbursement (<i>reported to DOR</i>)	\$0.00
5. Total County and Municipal Aid (sum of Lines 1-4)	\$15,541.83

Utility Aid

- Under state law, utility aid is distributed to each county and municipality where tax-exempt utility property is located (sec. 79.04, Wis. Stats.)
- Utility companies report utility property information to DOR annually
- DOR uses the provided information to accurately calculate utility aid (*shown below*)

Utility Aid Calculation	
1. Net book value, as of December 31, 2024 (including expected additions/retirements)	\$34,876.00
2. Total net book value payment	\$104.63
3. Minimum payment	\$0.00
4. Megawatt capacity	0.0
5. Megawatt capacity payment	\$0.00
6. Closed/decommissioned production plant (phased down) payment	\$0.00
7. Subtotal (sum of Lines 2, 3, 5 and 6)	\$104.63
8. Population cap	\$223,125.00
9. Adjusted subtotal (lesser of Line 7 or Line 8)	\$104.63
10. Adjacent site incentive payment	\$0.00
11. Baseload incentive payment	\$0.00
12. Co-generation incentive payment	\$0.00
13. Alternative energy incentive payment	\$0.00
14. Total incentive payments (sum of Lines 10 through 13)	\$0.00
15. Spent nuclear fuel payment	\$0.00
16. Total Utility Aid – this is the utility aid payment listed on the front of the estimate (sum of Lines 9, 14 and 15)	\$104.63

Supplemental County and Municipal Aid

- Under state law, supplemental county and municipal aid paid to each county and municipality is determined by 2023 Wisconsin Act 12 (sec. 79.037, Wis. Stats.)
- For detailed information, review [county and municipal aid spreadsheet](#)

Supplemental County and Municipal Aid Calculation	
1. Prior year supplemental county and municipal aid	\$38,807.12
2. Increase due to sales tax revenue including adjustments (district changes)	\$892.56
3. Total Supplemental County and Municipal Aid (sum of Lines 1 and 2)	\$39,699.68

Expenditure Restraint Incentive Program

- Only municipalities are eligible to receive Expenditure Restraint Incentive Program (ERIP) payments
- Under state law, in 2025, each municipality will receive a payment that is equal to the amount of the payment received by the municipality in 2024 (sec. 79.05(4), Wis. Stats., from 2023 WI Act 12 – notwithstanding subs. (2) and (3))

Contact Information

If you have questions, contact us at lgs@wisconsin.gov, (608) 266-8618 or (608) 261-5167.



State of Wisconsin • DEPARTMENT OF REVENUE

DIVISION OF STATE AND LOCAL FINANCE • BUREAU OF LOCAL GOVERNMENT SERVICES • 2135 RIMROCK RD MADISON, WI 53713

Mailing Address:
PO Box 8971 #6-97
Madison WI 53708-8971
Fax: (608) 264-6887
lgs@wisconsin.gov

September 13, 2024

ANGELA JOHNSON
TOWN OF THORNAPPLE
PO BOX 83
LADYSMITH WI 54848

Notice of Shared Revenue – 2025 Original Estimate

Notice Information

The Wisconsin Department of Revenue (DOR) is providing the **estimated** shared revenue amounts your local government will receive in 2025 under current state law for county and municipal aid, supplemental county and municipal aid, utility aid and the expenditure restraint incentive program. This does not include adjustments, shown on the July and November payment notices.

District	TOWN OF THORNAPPLE	County	RUSK	Co-muni code	54-038
-----------------	--------------------	---------------	------	---------------------	--------

Estimate Information

For an explanation of each aid payment listed below, review the additional information in this notice.

2025 Original Estimate	
1. County and municipal aid	\$23,804.49
2. Utility aid	\$9,254.88
3. Supplemental county and municipal aid	\$43,222.86
4. Expenditure restraint incentive program	\$0.00
5. Total Estimated 2025 Payments (sum of Lines 1-4)	\$76,282.23

Payment Information

Your local government will receive two distributions in 2025 :

- July 28, 2025: 15% of Line 1, 2, and 3 and 100% of Line 4 (*shown above*)
- November 17, 2025: balance of your 2025 aid payments

County and Municipal Aid

Under state law, the county and municipal aid paid to each county and municipality must be equal to the amount determined in 2012 (sec. 79.036, Wis. Stats.) and adjusted for fallen protective services insurance reimbursement (sec. 79.036(4), Wis. Stats.).

County and Municipal Aid Calculation	
1. Prior year county and municipal aid	\$23,270.98
2. Increase due to sales tax revenue, including adjustments (<i>district changes</i>)	\$535.23
3. Fallen protective services insurance adjustment	-\$1.72
4. Fallen protective services insurance reimbursement (<i>reported to DOR</i>)	\$0.00
5. Total County and Municipal Aid (sum of Lines 1-4)	\$23,804.49

Utility Aid

- Under state law, utility aid is distributed to each county and municipality where tax-exempt utility property is located (sec. 79.04, Wis. Stats.)
- Utility companies report utility property information to DOR annually
- DOR uses the provided information to accurately calculate utility aid (*shown below*)

Utility Aid Calculation	
1. Net book value, <i>as of December 31, 2024 (including expected additions/retirements)</i>	\$3,084,959.00
2. Total net book value payment	\$9,254.88
3. Minimum payment	\$0.00
4. Megawatt capacity	0.0
5. Megawatt capacity payment	\$0.00
6. Closed/decommissioned production plant (phased down) payment	\$0.00
7. Subtotal (<i>sum of Lines 2, 3, 5 and 6</i>)	\$9,254.88
8. Population cap	\$305,150.00
9. Adjusted subtotal (<i>lesser of Line 7 or Line 8</i>)	\$9,254.88
10. Adjacent site incentive payment	\$0.00
11. Baseload incentive payment	\$0.00
12. Co-generation incentive payment	\$0.00
13. Alternative energy incentive payment	\$0.00
14. Total incentive payments (<i>sum of Lines 10 through 13</i>)	\$0.00
15. Spent nuclear fuel payment	\$0.00
16. Total Utility Aid – this is the utility aid payment listed on the front of the estimate (<i>sum of Lines 9, 14 and 15</i>)	\$9,254.88

Supplemental County and Municipal Aid

- Under state law, supplemental county and municipal aid paid to each county and municipality is determined by 2023 Wisconsin Act 12 (sec. 79.037, Wis. Stats.)
- For detailed information, review [county and municipal aid spreadsheet](#)

Supplemental County and Municipal Aid Calculation	
1. Prior year supplemental county and municipal aid	\$42,251.09
2. Increase due to sales tax revenue including adjustments (<i>district changes</i>)	\$971.77
3. Total Supplemental County and Municipal Aid (<i>sum of Lines 1 and 2</i>)	\$43,222.86

Expenditure Restraint Incentive Program

- Only municipalities are eligible to receive Expenditure Restraint Incentive Program (ERIP) payments
- Under state law, in 2025, each municipality will receive a payment that is equal to the amount of the payment received by the municipality in 2024 (sec. 79.05(4), Wis. Stats., from 2023 WI Act 12 – notwithstanding subs. (2) and (3))

Contact Information

If you have questions, contact us at lgs@wisconsin.gov, (608) 266-8618 or (608) 261-5167.



State of Wisconsin • DEPARTMENT OF REVENUE

DIVISION OF STATE AND LOCAL FINANCE • BUREAU OF LOCAL GOVERNMENT SERVICES • 2135 RIMROCK RD MADISON, WI 53713

Mailing Address:
PO Box 8971 #6-97
Madison WI 53708-8971
Fax: (608) 264-6887
lgs@wisconsin.gov

September 13, 2024

LUCAS MIKKELSEN
TOWN OF TRUE
P.O. BOX 152
GLEN FLORA WI 54526

Notice of Shared Revenue – 2025 Original Estimate

Notice Information

The Wisconsin Department of Revenue (DOR) is providing the **estimated** shared revenue amounts your local government will receive in 2025 under current state law for county and municipal aid, supplemental county and municipal aid, utility aid and the expenditure restraint incentive program. This does not include adjustments, shown on the July and November payment notices.

District	TOWN OF TRUE	County	RUSK	Co-muni code	54-040
-----------------	--------------	---------------	------	---------------------	--------

Estimate Information

For an explanation of each aid payment listed below, review the additional information in this notice.

2025 Original Estimate	
1. County and municipal aid	\$49,463.22
2. Utility aid	\$0.00
3. Supplemental county and municipal aid	\$34,782.92
4. Expenditure restraint incentive program	\$0.00
5. Total Estimated 2025 Payments (sum of Lines 1-4)	\$84,246.14

Payment Information

Your local government will receive two distributions in 2025 :

- July 28, 2025: 15% of Line 1, 2, and 3 and 100% of Line 4 (*shown above*)
- November 17, 2025: balance of your 2025 aid payments

County and Municipal Aid

Under state law, the county and municipal aid paid to each county and municipality must be equal to the amount determined in 2012 (sec. 79.036, Wis. Stats.) and adjusted for fallen protective services insurance reimbursement (sec. 79.036(4), Wis. Stats.).

County and Municipal Aid Calculation	
1. Prior year county and municipal aid	\$48,354.63
2. Increase due to sales tax revenue, including adjustments (<i>district changes</i>)	\$1,112.16
3. Fallen protective services insurance adjustment	-\$3.57
4. Fallen protective services insurance reimbursement (<i>reported to DOR</i>)	\$0.00
5. Total County and Municipal Aid (sum of Lines 1-4)	\$49,463.22

Utility Aid

- Under state law, utility aid is distributed to each county and municipality where tax-exempt utility property is located (sec. 79.04, Wis. Stats.)
- Utility companies report utility property information to DOR annually
- DOR uses the provided information to accurately calculate utility aid (*shown below*)

Utility Aid Calculation	
1. Net book value, <i>as of December 31, 2024 (including expected additions/retirements)</i>	\$0.00
2. Total net book value payment	\$0.00
3. Minimum payment	\$0.00
4. Megawatt capacity	0.0
5. Megawatt capacity payment	\$0.00
6. Closed/decommissioned production plant (phased down) payment	\$0.00
7. Subtotal (<i>sum of Lines 2, 3, 5 and 6</i>)	\$0.00
8. Population cap	\$99,450.00
9. Adjusted subtotal (<i>lesser of Line 7 or Line 8</i>)	\$0.00
10. Adjacent site incentive payment	\$0.00
11. Baseload incentive payment	\$0.00
12. Co-generation incentive payment	\$0.00
13. Alternative energy incentive payment	\$0.00
14. Total incentive payments (<i>sum of Lines 10 through 13</i>)	\$0.00
15. Spent nuclear fuel payment	\$0.00
16. Total Utility Aid – this is the utility aid payment listed on the front of the estimate (<i>sum of Lines 9, 14 and 15</i>)	\$0.00

Supplemental County and Municipal Aid

- Under state law, supplemental county and municipal aid paid to each county and municipality is determined by 2023 Wisconsin Act 12 (sec. 79.037, Wis. Stats.)
- For detailed information, review [county and municipal aid spreadsheet](#)

Supplemental County and Municipal Aid Calculation	
1. Prior year supplemental county and municipal aid	\$34,000.90
2. Increase due to sales tax revenue including adjustments (<i>district changes</i>)	\$782.02
3. Total Supplemental County and Municipal Aid (<i>sum of Lines 1 and 2</i>)	\$34,782.92

Expenditure Restraint Incentive Program

- Only municipalities are eligible to receive Expenditure Restraint Incentive Program (ERIP) payments
- Under state law, in 2025, each municipality will receive a payment that is equal to the amount of the payment received by the municipality in 2024 (sec. 79.05(4), Wis. Stats., from 2023 WI Act 12 – notwithstanding subs. (2) and (3))

Contact Information

If you have questions, contact us at lgs@wisconsin.gov, (608) 266-8618 or (608) 261-5167.



State of Wisconsin • DEPARTMENT OF REVENUE

DIVISION OF STATE AND LOCAL FINANCE • BUREAU OF LOCAL GOVERNMENT SERVICES • 2135 RIMROCK RD MADISON, WI 53713

Mailing Address:
PO Box 8971 #6-97
Madison WI 53708-8971
Fax: (608) 264-6887
lgs@wisconsin.gov

September 13, 2024

DEBRA KLUND
TOWN OF WASHINGTON
N1310 SAWDUST RD
BRUCE WI 54819

Notice of Shared Revenue – 2025 Original Estimate

Notice Information

The Wisconsin Department of Revenue (DOR) is providing the **estimated** shared revenue amounts your local government will receive in 2025 under current state law for county and municipal aid, supplemental county and municipal aid, utility aid and the expenditure restraint incentive program. This does not include adjustments, shown on the July and November payment notices.

District	TOWN OF WASHINGTON	County	RUSK	Co-muni code	54-042
-----------------	--------------------	---------------	------	---------------------	--------

Estimate Information

For an explanation of each aid payment listed below, review the additional information in this notice.

2025 Original Estimate	
1. County and municipal aid	\$8,636.03
2. Utility aid	\$0.00
3. Supplemental county and municipal aid	\$36,914.88
4. Expenditure restraint incentive program	\$0.00
5. Total Estimated 2025 Payments (sum of Lines 1-4)	\$45,550.91

Payment Information

Your local government will receive two distributions in 2025 :

- July 28, 2025: 15% of Line 1, 2, and 3 and 100% of Line 4 (*shown above*)
- November 17, 2025: balance of your 2025 aid payments

County and Municipal Aid

Under state law, the county and municipal aid paid to each county and municipality must be equal to the amount determined in 2012 (sec. 79.036, Wis. Stats.) and adjusted for fallen protective services insurance reimbursement (sec. 79.036(4), Wis. Stats.).

County and Municipal Aid Calculation	
1. Prior year county and municipal aid	\$8,442.47
2. Increase due to sales tax revenue, including adjustments (<i>district changes</i>)	\$194.18
3. Fallen protective services insurance adjustment	-\$0.62
4. Fallen protective services insurance reimbursement (<i>reported to DOR</i>)	\$0.00
5. Total County and Municipal Aid (sum of Lines 1-4)	\$8,636.03

Utility Aid

- Under state law, utility aid is distributed to each county and municipality where tax-exempt utility property is located (sec. 79.04, Wis. Stats.)
- Utility companies report utility property information to DOR annually
- DOR uses the provided information to accurately calculate utility aid (*shown below*)

Utility Aid Calculation	
1. Net book value, <i>as of December 31, 2024 (including expected additions/retirements)</i>	\$0.00
2. Total net book value payment	\$0.00
3. Minimum payment	\$0.00
4. Megawatt capacity	0.0
5. Megawatt capacity payment	\$0.00
6. Closed/decommissioned production plant (phased down) payment	\$0.00
7. Subtotal (<i>sum of Lines 2, 3, 5 and 6</i>)	\$0.00
8. Population cap	\$155,975.00
9. Adjusted subtotal (<i>lesser of Line 7 or Line 8</i>)	\$0.00
10. Adjacent site incentive payment	\$0.00
11. Baseload incentive payment	\$0.00
12. Co-generation incentive payment	\$0.00
13. Alternative energy incentive payment	\$0.00
14. Total incentive payments (<i>sum of Lines 10 through 13</i>)	\$0.00
15. Spent nuclear fuel payment	\$0.00
16. Total Utility Aid – this is the utility aid payment listed on the front of the estimate (<i>sum of Lines 9, 14 and 15</i>)	\$0.00

Supplemental County and Municipal Aid

- Under state law, supplemental county and municipal aid paid to each county and municipality is determined by 2023 Wisconsin Act 12 (sec. 79.037, Wis. Stats.)
- For detailed information, review [county and municipal aid spreadsheet](#)

Supplemental County and Municipal Aid Calculation	
1. Prior year supplemental county and municipal aid	\$36,084.93
2. Increase due to sales tax revenue including adjustments (<i>district changes</i>)	\$829.95
3. Total Supplemental County and Municipal Aid (<i>sum of Lines 1 and 2</i>)	\$36,914.88

Expenditure Restraint Incentive Program

- Only municipalities are eligible to receive Expenditure Restraint Incentive Program (ERIP) payments
- Under state law, in 2025, each municipality will receive a payment that is equal to the amount of the payment received by the municipality in 2024 (sec. 79.05(4), Wis. Stats., from 2023 WI Act 12 – notwithstanding subs. (2) and (3))

Contact Information

If you have questions, contact us at lgs@wisconsin.gov, (608) 266-8618 or (608) 261-5167.



State of Wisconsin • DEPARTMENT OF REVENUE

DIVISION OF STATE AND LOCAL FINANCE • BUREAU OF LOCAL GOVERNMENT SERVICES • 2135 RIMROCK RD MADISON, WI 53713

Mailing Address:
PO Box 8971 #6-97
Madison WI 53708-8971
Fax: (608) 264-6887
lgs@wisconsin.gov

September 13, 2024

MARY HEATH
TOWN OF WILKINSON
N5011 COUNTY HIGHWAY F
WEYERHAEUSER WI 54895

Notice of Shared Revenue – 2025 Original Estimate

Notice Information

The Wisconsin Department of Revenue (DOR) is providing the **estimated** shared revenue amounts your local government will receive in 2025 under current state law for county and municipal aid, supplemental county and municipal aid, utility aid and the expenditure restraint incentive program. This does not include adjustments, shown on the July and November payment notices.

District	TOWN OF WILKINSON	County	RUSK	Co-muni code	54-044
-----------------	-------------------	---------------	------	---------------------	--------

Estimate Information

For an explanation of each aid payment listed below, review the additional information in this notice.

2025 Original Estimate	
1. County and municipal aid	\$1,408.21
2. Utility aid	\$35.27
3. Supplemental county and municipal aid	\$31,549.95
4. Expenditure restraint incentive program	\$0.00
5. Total Estimated 2025 Payments (sum of Lines 1-4)	\$32,993.43

Payment Information

Your local government will receive two distributions in 2025 :

- July 28, 2025: 15% of Line 1, 2, and 3 and 100% of Line 4 (*shown above*)
- November 17, 2025: balance of your 2025 aid payments

County and Municipal Aid

Under state law, the county and municipal aid paid to each county and municipality must be equal to the amount determined in 2012 (sec. 79.036, Wis. Stats.) and adjusted for fallen protective services insurance reimbursement (sec. 79.036(4), Wis. Stats.).

County and Municipal Aid Calculation	
1. Prior year county and municipal aid	\$1,376.65
2. Increase due to sales tax revenue, including adjustments (<i>district changes</i>)	\$31.66
3. Fallen protective services insurance adjustment	-\$0.10
4. Fallen protective services insurance reimbursement (<i>reported to DOR</i>)	\$0.00
5. Total County and Municipal Aid (sum of Lines 1-4)	\$1,408.21

Utility Aid

- Under state law, utility aid is distributed to each county and municipality where tax-exempt utility property is located (sec. 79.04, Wis. Stats.)
- Utility companies report utility property information to DOR annually
- DOR uses the provided information to accurately calculate utility aid (*shown below*)

Utility Aid Calculation	
1. Net book value, <i>as of December 31, 2024 (including expected additions/retirements)</i>	\$11,756.00
2. Total net book value payment	\$35.27
3. Minimum payment	\$0.00
4. Megawatt capacity	0.0
5. Megawatt capacity payment	\$0.00
6. Closed/decommissioned production plant (phased down) payment	\$0.00
7. Subtotal (<i>sum of Lines 2, 3, 5 and 6</i>)	\$35.27
8. Population cap	\$20,825.00
9. Adjusted subtotal (<i>lesser of Line 7 or Line 8</i>)	\$35.27
10. Adjacent site incentive payment	\$0.00
11. Baseload incentive payment	\$0.00
12. Co-generation incentive payment	\$0.00
13. Alternative energy incentive payment	\$0.00
14. Total incentive payments (<i>sum of Lines 10 through 13</i>)	\$0.00
15. Spent nuclear fuel payment	\$0.00
16. Total Utility Aid – this is the utility aid payment listed on the front of the estimate (<i>sum of Lines 9, 14 and 15</i>)	\$35.27

Supplemental County and Municipal Aid

- Under state law, supplemental county and municipal aid paid to each county and municipality is determined by 2023 Wisconsin Act 12 (sec. 79.037, Wis. Stats.)
- For detailed information, review [county and municipal aid spreadsheet](#)

Supplemental County and Municipal Aid Calculation	
1. Prior year supplemental county and municipal aid	\$30,840.62
2. Increase due to sales tax revenue including adjustments (<i>district changes</i>)	\$709.33
3. Total Supplemental County and Municipal Aid (<i>sum of Lines 1 and 2</i>)	\$31,549.95

Expenditure Restraint Incentive Program

- Only municipalities are eligible to receive Expenditure Restraint Incentive Program (ERIP) payments
- Under state law, in 2025, each municipality will receive a payment that is equal to the amount of the payment received by the municipality in 2024 (sec. 79.05(4), Wis. Stats., from 2023 WI Act 12 – notwithstanding subs. (2) and (3))

Contact Information

If you have questions, contact us at lgs@wisconsin.gov, (608) 266-8618 or (608) 261-5167.



State of Wisconsin • DEPARTMENT OF REVENUE

DIVISION OF STATE AND LOCAL FINANCE • BUREAU OF LOCAL GOVERNMENT SERVICES • 2135 RIMROCK RD MADISON, WI 53713

Mailing Address:
PO Box 8971 #6-97
Madison WI 53708-8971
Fax: (608) 264-6887
lgs@wisconsin.gov

September 13, 2024

MARY JANE NELSON
TOWN OF WILLARD
N1510 STATE HIGHWAY 27
CONRATH WI 54731-9773

Notice of Shared Revenue – 2025 Original Estimate

Notice Information

The Wisconsin Department of Revenue (DOR) is providing the **estimated** shared revenue amounts your local government will receive in 2025 under current state law for county and municipal aid, supplemental county and municipal aid, utility aid and the expenditure restraint incentive program. This does not include adjustments, shown on the July and November payment notices.

District	TOWN OF WILLARD	County	RUSK	Co-muni code	54-046
-----------------	-----------------	---------------	------	---------------------	--------

Estimate Information

For an explanation of each aid payment listed below, review the additional information in this notice.

2025 Original Estimate	
1. County and municipal aid	\$10,224.55
2. Utility aid	\$4,530.75
3. Supplemental county and municipal aid	\$39,751.25
4. Expenditure restraint incentive program	\$0.00
5. Total Estimated 2025 Payments (sum of Lines 1-4)	\$54,506.55

Payment Information

Your local government will receive two distributions in 2025 :

- July 28, 2025: 15% of Line 1, 2, and 3 and 100% of Line 4 (*shown above*)
- November 17, 2025: balance of your 2025 aid payments

County and Municipal Aid

Under state law, the county and municipal aid paid to each county and municipality must be equal to the amount determined in 2012 (sec. 79.036, Wis. Stats.) and adjusted for fallen protective services insurance reimbursement (sec. 79.036(4), Wis. Stats.).

County and Municipal Aid Calculation	
1. Prior year county and municipal aid	\$9,995.40
2. Increase due to sales tax revenue, including adjustments (<i>district changes</i>)	\$229.89
3. Fallen protective services insurance adjustment	-\$0.74
4. Fallen protective services insurance reimbursement (<i>reported to DOR</i>)	\$0.00
5. Total County and Municipal Aid (sum of Lines 1-4)	\$10,224.55

Utility Aid

- Under state law, utility aid is distributed to each county and municipality where tax-exempt utility property is located (sec. 79.04, Wis. Stats.)
- Utility companies report utility property information to DOR annually
- DOR uses the provided information to accurately calculate utility aid (*shown below*)

Utility Aid Calculation	
1. Net book value, <i>as of December 31, 2024 (including expected additions/retirements)</i>	\$1,510,250.00
2. Total net book value payment	\$4,530.75
3. Minimum payment	\$0.00
4. Megawatt capacity	0.0
5. Megawatt capacity payment	\$0.00
6. Closed/decommissioned production plant (phased down) payment	\$0.00
7. Subtotal (<i>sum of Lines 2, 3, 5 and 6</i>)	\$4,530.75
8. Population cap	\$225,250.00
9. Adjusted subtotal (<i>lesser of Line 7 or Line 8</i>)	\$4,530.75
10. Adjacent site incentive payment	\$0.00
11. Baseload incentive payment	\$0.00
12. Co-generation incentive payment	\$0.00
13. Alternative energy incentive payment	\$0.00
14. Total incentive payments (<i>sum of Lines 10 through 13</i>)	\$0.00
15. Spent nuclear fuel payment	\$0.00
16. Total Utility Aid – this is the utility aid payment listed on the front of the estimate (<i>sum of Lines 9, 14 and 15</i>)	\$4,530.75

Supplemental County and Municipal Aid

- Under state law, supplemental county and municipal aid paid to each county and municipality is determined by 2023 Wisconsin Act 12 (sec. 79.037, Wis. Stats.)
- For detailed information, review [county and municipal aid spreadsheet](#)

Supplemental County and Municipal Aid Calculation	
1. Prior year supplemental county and municipal aid	\$38,857.53
2. Increase due to sales tax revenue including adjustments (<i>district changes</i>)	\$893.72
3. Total Supplemental County and Municipal Aid (<i>sum of Lines 1 and 2</i>)	\$39,751.25

Expenditure Restraint Incentive Program

- Only municipalities are eligible to receive Expenditure Restraint Incentive Program (ERIP) payments
- Under state law, in 2025, each municipality will receive a payment that is equal to the amount of the payment received by the municipality in 2024 (sec. 79.05(4), Wis. Stats., from 2023 WI Act 12 – notwithstanding subs. (2) and (3))

Contact Information

If you have questions, contact us at lgs@wisconsin.gov, (608) 266-8618 or (608) 261-5167.



State of Wisconsin • DEPARTMENT OF REVENUE

DIVISION OF STATE AND LOCAL FINANCE • BUREAU OF LOCAL GOVERNMENT SERVICES • 2135 RIMROCK RD MADISON, WI 53713

Mailing Address:
PO Box 8971 #6-97
Madison WI 53708-8971
Fax: (608) 264-6887
lgs@wisconsin.gov

September 13, 2024

CINDY FAIRCHILD
TOWN OF WILSON
PO BOX 95
BIRCHWOOD WI 54817-0095

Notice of Shared Revenue – 2025 Original Estimate

Notice Information

The Wisconsin Department of Revenue (DOR) is providing the **estimated** shared revenue amounts your local government will receive in 2025 under current state law for county and municipal aid, supplemental county and municipal aid, utility aid and the expenditure restraint incentive program. This does not include adjustments, shown on the July and November payment notices.

District	TOWN OF WILSON	County	RUSK	Co-muni code	54-048
-----------------	----------------	---------------	------	---------------------	--------

Estimate Information

For an explanation of each aid payment listed below, review the additional information in this notice.

2025 Original Estimate	
1. County and municipal aid	\$24,069.18
2. Utility aid	\$0.00
3. Supplemental county and municipal aid	\$32,685.02
4. Expenditure restraint incentive program	\$0.00
5. Total Estimated 2025 Payments (sum of Lines 1-4)	\$56,754.20

Payment Information

Your local government will receive two distributions in 2025 :

- July 28, 2025: 15% of Line 1, 2, and 3 and 100% of Line 4 (*shown above*)
- November 17, 2025: balance of your 2025 aid payments

County and Municipal Aid

Under state law, the county and municipal aid paid to each county and municipality must be equal to the amount determined in 2012 (sec. 79.036, Wis. Stats.) and adjusted for fallen protective services insurance reimbursement (sec. 79.036(4), Wis. Stats.).

County and Municipal Aid Calculation	
1. Prior year county and municipal aid	\$23,529.74
2. Increase due to sales tax revenue, including adjustments (<i>district changes</i>)	\$541.18
3. Fallen protective services insurance adjustment	-\$1.74
4. Fallen protective services insurance reimbursement (<i>reported to DOR</i>)	\$0.00
5. Total County and Municipal Aid (sum of Lines 1-4)	\$24,069.18

Utility Aid

- Under state law, utility aid is distributed to each county and municipality where tax-exempt utility property is located (sec. 79.04, Wis. Stats.)
- Utility companies report utility property information to DOR annually
- DOR uses the provided information to accurately calculate utility aid (*shown below*)

Utility Aid Calculation	
1. Net book value, <i>as of December 31, 2024 (including expected additions/retirements)</i>	\$0.00
2. Total net book value payment	\$0.00
3. Minimum payment	\$0.00
4. Megawatt capacity	0.0
5. Megawatt capacity payment	\$0.00
6. Closed/decommissioned production plant (phased down) payment	\$0.00
7. Subtotal (<i>sum of Lines 2, 3, 5 and 6</i>)	\$0.00
8. Population cap	\$51,425.00
9. Adjusted subtotal (<i>lesser of Line 7 or Line 8</i>)	\$0.00
10. Adjacent site incentive payment	\$0.00
11. Baseload incentive payment	\$0.00
12. Co-generation incentive payment	\$0.00
13. Alternative energy incentive payment	\$0.00
14. Total incentive payments (<i>sum of Lines 10 through 13</i>)	\$0.00
15. Spent nuclear fuel payment	\$0.00
16. Total Utility Aid – this is the utility aid payment listed on the front of the estimate (<i>sum of Lines 9, 14 and 15</i>)	\$0.00

Supplemental County and Municipal Aid

- Under state law, supplemental county and municipal aid paid to each county and municipality is determined by 2023 Wisconsin Act 12 (sec. 79.037, Wis. Stats.)
- For detailed information, review [county and municipal aid spreadsheet](#)

Supplemental County and Municipal Aid Calculation	
1. Prior year supplemental county and municipal aid	\$31,950.17
2. Increase due to sales tax revenue including adjustments (<i>district changes</i>)	\$734.85
3. Total Supplemental County and Municipal Aid (<i>sum of Lines 1 and 2</i>)	\$32,685.02

Expenditure Restraint Incentive Program

- Only municipalities are eligible to receive Expenditure Restraint Incentive Program (ERIP) payments
- Under state law, in 2025, each municipality will receive a payment that is equal to the amount of the payment received by the municipality in 2024 (sec. 79.05(4), Wis. Stats., from 2023 WI Act 12 – notwithstanding subs. (2) and (3))

Contact Information

If you have questions, contact us at lgs@wisconsin.gov, (608) 266-8618 or (608) 261-5167.



State of Wisconsin • DEPARTMENT OF REVENUE

DIVISION OF STATE AND LOCAL FINANCE • BUREAU OF LOCAL GOVERNMENT SERVICES • 2135 RIMROCK RD MADISON, WI 53713

Mailing Address:
PO Box 8971 #6-97
Madison WI 53708-8971
Fax: (608) 264-6887
lgs@wisconsin.gov

September 13, 2024

JESSICA HAYES
VILLAGE OF BRUCE
100 W RIVER AVE, PO BOX 238
BRUCE WI 54819-0238

Notice of Shared Revenue – 2025 Original Estimate

Notice Information

The Wisconsin Department of Revenue (DOR) is providing the **estimated** shared revenue amounts your local government will receive in 2025 under current state law for county and municipal aid, supplemental county and municipal aid, utility aid and the expenditure restraint incentive program. This does not include adjustments, shown on the July and November payment notices.

District	VILLAGE OF BRUCE	County	RUSK	Co-muni code	54-106
-----------------	------------------	---------------	------	---------------------	--------

Estimate Information

For an explanation of each aid payment listed below, review the additional information in this notice.

2025 Original Estimate	
1. County and municipal aid	\$203,810.91
2. Utility aid	\$235.00
3. Supplemental county and municipal aid	\$44,013.31
4. Expenditure restraint incentive program	\$0.00
5. Total Estimated 2025 Payments (sum of Lines 1-4)	\$248,059.22

Payment Information

Your local government will receive two distributions in 2025 :

- July 28, 2025: 15% of Line 1, 2, and 3 and 100% of Line 4 (*shown above*)
- November 17, 2025: balance of your 2025 aid payments

County and Municipal Aid

Under state law, the county and municipal aid paid to each county and municipality must be equal to the amount determined in 2012 (sec. 79.036, Wis. Stats.) and adjusted for fallen protective services insurance reimbursement (sec. 79.036(4), Wis. Stats.).

County and Municipal Aid Calculation	
1. Prior year county and municipal aid	\$199,243.05
2. Increase due to sales tax revenue, including adjustments (<i>district changes</i>)	\$4,582.59
3. Fallen protective services insurance adjustment	-\$14.73
4. Fallen protective services insurance reimbursement (<i>reported to DOR</i>)	\$0.00
5. Total County and Municipal Aid (sum of Lines 1-4)	\$203,810.91

Utility Aid

- Under state law, utility aid is distributed to each county and municipality where tax-exempt utility property is located (sec. 79.04, Wis. Stats.)
- Utility companies report utility property information to DOR annually
- DOR uses the provided information to accurately calculate utility aid (*shown below*)

Utility Aid Calculation	
1. Net book value, <i>as of December 31, 2024 (including expected additions/retirements)</i>	\$39,167.00
2. Total net book value payment	\$235.00
3. Minimum payment	\$0.00
4. Megawatt capacity	0.0
5. Megawatt capacity payment	\$0.00
6. Closed/decommissioned production plant (phased down) payment	\$0.00
7. Subtotal (<i>sum of Lines 2, 3, 5 and 6</i>)	\$235.00
8. Population cap	\$330,650.00
9. Adjusted subtotal (<i>lesser of Line 7 or Line 8</i>)	\$235.00
10. Adjacent site incentive payment	\$0.00
11. Baseload incentive payment	\$0.00
12. Co-generation incentive payment	\$0.00
13. Alternative energy incentive payment	\$0.00
14. Total incentive payments (<i>sum of Lines 10 through 13</i>)	\$0.00
15. Spent nuclear fuel payment	\$0.00
16. Total Utility Aid – this is the utility aid payment listed on the front of the estimate (<i>sum of Lines 9, 14 and 15</i>)	\$235.00

Supplemental County and Municipal Aid

- Under state law, supplemental county and municipal aid paid to each county and municipality is determined by 2023 Wisconsin Act 12 (sec. 79.037, Wis. Stats.)
- For detailed information, review [county and municipal aid spreadsheet](#)

Supplemental County and Municipal Aid Calculation	
1. Prior year supplemental county and municipal aid	\$43,023.76
2. Increase due to sales tax revenue including adjustments (<i>district changes</i>)	\$989.55
3. Total Supplemental County and Municipal Aid (<i>sum of Lines 1 and 2</i>)	\$44,013.31

Expenditure Restraint Incentive Program

- Only municipalities are eligible to receive Expenditure Restraint Incentive Program (ERIP) payments
- Under state law, in 2025, each municipality will receive a payment that is equal to the amount of the payment received by the municipality in 2024 (sec. 79.05(4), Wis. Stats., from 2023 WI Act 12 – notwithstanding subs. (2) and (3))

Contact Information

If you have questions, contact us at lgs@wisconsin.gov, (608) 266-8618 or (608) 261-5167.



State of Wisconsin • DEPARTMENT OF REVENUE

DIVISION OF STATE AND LOCAL FINANCE • BUREAU OF LOCAL GOVERNMENT SERVICES • 2135 RIMROCK RD MADISON, WI 53713

Mailing Address:
PO Box 8971 #6-97
Madison WI 53708-8971
Fax: (608) 264-6887
lgs@wisconsin.gov

September 13, 2024

ANGELA HARVEY
VILLAGE OF CONRATH
PO BOX 235, N2720 PARK ST
CONRATH WI 54731

Notice of Shared Revenue – 2025 Original Estimate

Notice Information

The Wisconsin Department of Revenue (DOR) is providing the **estimated** shared revenue amounts your local government will receive in 2025 under current state law for county and municipal aid, supplemental county and municipal aid, utility aid and the expenditure restraint incentive program. This does not include adjustments, shown on the July and November payment notices.

District	VILLAGE OF CONRATH	County	RUSK	Co-muni code	54-111
-----------------	--------------------	---------------	------	---------------------	--------

Estimate Information

For an explanation of each aid payment listed below, review the additional information in this notice.

2025 Original Estimate	
1. County and municipal aid	\$32,444.45
2. Utility aid	\$0.00
3. Supplemental county and municipal aid	\$32,203.49
4. Expenditure restraint incentive program	\$0.00
5. Total Estimated 2025 Payments (sum of Lines 1-4)	\$64,647.94

Payment Information

Your local government will receive two distributions in 2025 :

- July 28, 2025: 15% of Line 1, 2, and 3 and 100% of Line 4 (*shown above*)
- November 17, 2025: balance of your 2025 aid payments

County and Municipal Aid

Under state law, the county and municipal aid paid to each county and municipality must be equal to the amount determined in 2012 (sec. 79.036, Wis. Stats.) and adjusted for fallen protective services insurance reimbursement (sec. 79.036(4), Wis. Stats.).

County and Municipal Aid Calculation	
1. Prior year county and municipal aid	\$31,717.29
2. Increase due to sales tax revenue, including adjustments (<i>district changes</i>)	\$729.50
3. Fallen protective services insurance adjustment	-\$2.34
4. Fallen protective services insurance reimbursement (<i>reported to DOR</i>)	\$0.00
5. Total County and Municipal Aid (sum of Lines 1-4)	\$32,444.45

Utility Aid

- Under state law, utility aid is distributed to each county and municipality where tax-exempt utility property is located (sec. 79.04, Wis. Stats.)
- Utility companies report utility property information to DOR annually
- DOR uses the provided information to accurately calculate utility aid (*shown below*)

Utility Aid Calculation	
1. Net book value, <i>as of December 31, 2024 (including expected additions/retirements)</i>	\$0.00
2. Total net book value payment	\$0.00
3. Minimum payment	\$0.00
4. Megawatt capacity	0.0
5. Megawatt capacity payment	\$0.00
6. Closed/decommissioned production plant (phased down) payment	\$0.00
7. Subtotal (<i>sum of Lines 2, 3, 5 and 6</i>)	\$0.00
8. Population cap	\$37,825.00
9. Adjusted subtotal (<i>lesser of Line 7 or Line 8</i>)	\$0.00
10. Adjacent site incentive payment	\$0.00
11. Baseload incentive payment	\$0.00
12. Co-generation incentive payment	\$0.00
13. Alternative energy incentive payment	\$0.00
14. Total incentive payments (<i>sum of Lines 10 through 13</i>)	\$0.00
15. Spent nuclear fuel payment	\$0.00
16. Total Utility Aid – this is the utility aid payment listed on the front of the estimate (<i>sum of Lines 9, 14 and 15</i>)	\$0.00

Supplemental County and Municipal Aid

- Under state law, supplemental county and municipal aid paid to each county and municipality is determined by 2023 Wisconsin Act 12 (sec. 79.037, Wis. Stats.)
- For detailed information, review [county and municipal aid spreadsheet](#)

Supplemental County and Municipal Aid Calculation	
1. Prior year supplemental county and municipal aid	\$31,479.46
2. Increase due to sales tax revenue including adjustments (<i>district changes</i>)	\$724.03
3. Total Supplemental County and Municipal Aid (<i>sum of Lines 1 and 2</i>)	\$32,203.49

Expenditure Restraint Incentive Program

- Only municipalities are eligible to receive Expenditure Restraint Incentive Program (ERIP) payments
- Under state law, in 2025, each municipality will receive a payment that is equal to the amount of the payment received by the municipality in 2024 (sec. 79.05(4), Wis. Stats., from 2023 WI Act 12 – notwithstanding subs. (2) and (3))

Contact Information

If you have questions, contact us at lgs@wisconsin.gov, (608) 266-8618 or (608) 261-5167.



State of Wisconsin • DEPARTMENT OF REVENUE

DIVISION OF STATE AND LOCAL FINANCE • BUREAU OF LOCAL GOVERNMENT SERVICES • 2135 RIMROCK RD MADISON, WI 53713

Mailing Address:
PO Box 8971 #6-97
Madison WI 53708-8971
Fax: (608) 264-6887
lgs@wisconsin.gov

September 13, 2024

LYNNE LUND
VILLAGE OF GLEN FLORA
P.O. BOX 221
GLEN FLORA WI 54526-0221

Notice of Shared Revenue – 2025 Original Estimate

Notice Information

The Wisconsin Department of Revenue (DOR) is providing the **estimated** shared revenue amounts your local government will receive in 2025 under current state law for county and municipal aid, supplemental county and municipal aid, utility aid and the expenditure restraint incentive program. This does not include adjustments, shown on the July and November payment notices.

District	VILLAGE OF GLEN FLORA	County	RUSK	Co-muni code	54-131
-----------------	-----------------------	---------------	------	---------------------	--------

Estimate Information

For an explanation of each aid payment listed below, review the additional information in this notice.

2025 Original Estimate	
1. County and municipal aid	\$38,184.39
2. Utility aid	\$0.00
3. Supplemental county and municipal aid	\$32,409.86
4. Expenditure restraint incentive program	\$0.00
5. Total Estimated 2025 Payments (sum of Lines 1-4)	\$70,594.25

Payment Information

Your local government will receive two distributions in 2025 :

- July 28, 2025: 15% of Line 1, 2, and 3 and 100% of Line 4 (*shown above*)
- November 17, 2025: balance of your 2025 aid payments

County and Municipal Aid

Under state law, the county and municipal aid paid to each county and municipality must be equal to the amount determined in 2012 (sec. 79.036, Wis. Stats.) and adjusted for fallen protective services insurance reimbursement (sec. 79.036(4), Wis. Stats.).

County and Municipal Aid Calculation	
1. Prior year county and municipal aid	\$37,328.59
2. Increase due to sales tax revenue, including adjustments (<i>district changes</i>)	\$858.56
3. Fallen protective services insurance adjustment	-\$2.76
4. Fallen protective services insurance reimbursement (<i>reported to DOR</i>)	\$0.00
5. Total County and Municipal Aid (sum of Lines 1-4)	\$38,184.39

Utility Aid

- Under state law, utility aid is distributed to each county and municipality where tax-exempt utility property is located (sec. 79.04, Wis. Stats.)
- Utility companies report utility property information to DOR annually
- DOR uses the provided information to accurately calculate utility aid (*shown below*)

Utility Aid Calculation	
1. Net book value, <i>as of December 31, 2024 (including expected additions/retirements)</i>	\$0.00
2. Total net book value payment	\$0.00
3. Minimum payment	\$0.00
4. Megawatt capacity	0.0
5. Megawatt capacity payment	\$0.00
6. Closed/decommissioned production plant (phased down) payment	\$0.00
7. Subtotal (<i>sum of Lines 2, 3, 5 and 6</i>)	\$0.00
8. Population cap	\$42,075.00
9. Adjusted subtotal (<i>lesser of Line 7 or Line 8</i>)	\$0.00
10. Adjacent site incentive payment	\$0.00
11. Baseload incentive payment	\$0.00
12. Co-generation incentive payment	\$0.00
13. Alternative energy incentive payment	\$0.00
14. Total incentive payments (<i>sum of Lines 10 through 13</i>)	\$0.00
15. Spent nuclear fuel payment	\$0.00
16. Total Utility Aid – this is the utility aid payment listed on the front of the estimate (<i>sum of Lines 9, 14 and 15</i>)	\$0.00

Supplemental County and Municipal Aid

- Under state law, supplemental county and municipal aid paid to each county and municipality is determined by 2023 Wisconsin Act 12 (sec. 79.037, Wis. Stats.)
- For detailed information, review [county and municipal aid spreadsheet](#)

Supplemental County and Municipal Aid Calculation	
1. Prior year supplemental county and municipal aid	\$31,681.19
2. Increase due to sales tax revenue including adjustments (<i>district changes</i>)	\$728.67
3. Total Supplemental County and Municipal Aid (<i>sum of Lines 1 and 2</i>)	\$32,409.86

Expenditure Restraint Incentive Program

- Only municipalities are eligible to receive Expenditure Restraint Incentive Program (ERIP) payments
- Under state law, in 2025, each municipality will receive a payment that is equal to the amount of the payment received by the municipality in 2024 (sec. 79.05(4), Wis. Stats., from 2023 WI Act 12 – notwithstanding subs. (2) and (3))

Contact Information

If you have questions, contact us at lgs@wisconsin.gov, (608) 266-8618 or (608) 261-5167.



State of Wisconsin • DEPARTMENT OF REVENUE

DIVISION OF STATE AND LOCAL FINANCE • BUREAU OF LOCAL GOVERNMENT SERVICES • 2135 RIMROCK RD MADISON, WI 53713

Mailing Address:
PO Box 8971 #6-97
Madison WI 53708-8971
Fax: (608) 264-6887
lgs@wisconsin.gov

September 13, 2024

ALICIA VALENTINE
VILLAGE OF HAWKINS
PO BOX 108
HAWKINS WI 54530-0108

Notice of Shared Revenue – 2025 Original Estimate

Notice Information

The Wisconsin Department of Revenue (DOR) is providing the **estimated** shared revenue amounts your local government will receive in 2025 under current state law for county and municipal aid, supplemental county and municipal aid, utility aid and the expenditure restraint incentive program. This does not include adjustments, shown on the July and November payment notices.

District	VILLAGE OF HAWKINS	County	RUSK	Co-muni code	54-136
-----------------	--------------------	---------------	------	---------------------	--------

Estimate Information

For an explanation of each aid payment listed below, review the additional information in this notice.

2025 Original Estimate	
1. County and municipal aid	\$165,328.70
2. Utility aid	\$196.61
3. Supplemental county and municipal aid	\$36,433.50
4. Expenditure restraint incentive program	\$0.00
5. Total Estimated 2025 Payments (sum of Lines 1-4)	\$201,958.81

Payment Information

Your local government will receive two distributions in 2025 :

- July 28, 2025: 15% of Line 1, 2, and 3 and 100% of Line 4 (*shown above*)
- November 17, 2025: balance of your 2025 aid payments

County and Municipal Aid

Under state law, the county and municipal aid paid to each county and municipality must be equal to the amount determined in 2012 (sec. 79.036, Wis. Stats.) and adjusted for fallen protective services insurance reimbursement (sec. 79.036(4), Wis. Stats.).

County and Municipal Aid Calculation	
1. Prior year county and municipal aid	\$161,623.30
2. Increase due to sales tax revenue, including adjustments (<i>district changes</i>)	\$3,717.34
3. Fallen protective services insurance adjustment	-\$11.94
4. Fallen protective services insurance reimbursement (<i>reported to DOR</i>)	\$0.00
5. Total County and Municipal Aid (sum of Lines 1-4)	\$165,328.70

Utility Aid

- Under state law, utility aid is distributed to each county and municipality where tax-exempt utility property is located (sec. 79.04, Wis. Stats.)
- Utility companies report utility property information to DOR annually
- DOR uses the provided information to accurately calculate utility aid (*shown below*)

Utility Aid Calculation	
1. Net book value, <i>as of December 31, 2024 (including expected additions/retirements)</i>	\$32,769.00
2. Total net book value payment	\$196.61
3. Minimum payment	\$0.00
4. Megawatt capacity	0.0
5. Megawatt capacity payment	\$0.00
6. Closed/decommissioned production plant (phased down) payment	\$0.00
7. Subtotal (<i>sum of Lines 2, 3, 5 and 6</i>)	\$196.61
8. Population cap	\$136,850.00
9. Adjusted subtotal (<i>lesser of Line 7 or Line 8</i>)	\$196.61
10. Adjacent site incentive payment	\$0.00
11. Baseload incentive payment	\$0.00
12. Co-generation incentive payment	\$0.00
13. Alternative energy incentive payment	\$0.00
14. Total incentive payments (<i>sum of Lines 10 through 13</i>)	\$0.00
15. Spent nuclear fuel payment	\$0.00
16. Total Utility Aid – this is the utility aid payment listed on the front of the estimate (<i>sum of Lines 9, 14 and 15</i>)	\$196.61

Supplemental County and Municipal Aid

- Under state law, supplemental county and municipal aid paid to each county and municipality is determined by 2023 Wisconsin Act 12 (sec. 79.037, Wis. Stats.)
- For detailed information, review [county and municipal aid spreadsheet](#)

Supplemental County and Municipal Aid Calculation	
1. Prior year supplemental county and municipal aid	\$35,614.37
2. Increase due to sales tax revenue including adjustments (<i>district changes</i>)	\$819.13
3. Total Supplemental County and Municipal Aid (<i>sum of Lines 1 and 2</i>)	\$36,433.50

Expenditure Restraint Incentive Program

- Only municipalities are eligible to receive Expenditure Restraint Incentive Program (ERIP) payments
- Under state law, in 2025, each municipality will receive a payment that is equal to the amount of the payment received by the municipality in 2024 (sec. 79.05(4), Wis. Stats., from 2023 WI Act 12 – notwithstanding subs. (2) and (3))

Contact Information

If you have questions, contact us at lgs@wisconsin.gov, (608) 266-8618 or (608) 261-5167.



State of Wisconsin • DEPARTMENT OF REVENUE

DIVISION OF STATE AND LOCAL FINANCE • BUREAU OF LOCAL GOVERNMENT SERVICES • 2135 RIMROCK RD MADISON, WI 53713

Mailing Address:
PO Box 8971 #6-97
Madison WI 53708-8971
Fax: (608) 264-6887
lgs@wisconsin.gov

September 13, 2024

KERI BASELT
VILLAGE OF INGRAM
N5970 STATE HWY 73
INGRAM WI 54526-9625

Notice of Shared Revenue – 2025 Original Estimate

Notice Information

The Wisconsin Department of Revenue (DOR) is providing the **estimated** shared revenue amounts your local government will receive in 2025 under current state law for county and municipal aid, supplemental county and municipal aid, utility aid and the expenditure restraint incentive program. This does not include adjustments, shown on the July and November payment notices.

District	VILLAGE OF INGRAM	County	RUSK	Co-muni code	54-141
-----------------	-------------------	---------------	------	---------------------	--------

Estimate Information

For an explanation of each aid payment listed below, review the additional information in this notice.

2025 Original Estimate	
1. County and municipal aid	\$32,724.16
2. Utility aid	\$0.00
3. Supplemental county and municipal aid	\$31,893.93
4. Expenditure restraint incentive program	\$0.00
5. Total Estimated 2025 Payments (sum of Lines 1-4)	\$64,618.09

Payment Information

Your local government will receive two distributions in 2025 :

- July 28, 2025: 15% of Line 1, 2, and 3 and 100% of Line 4 (*shown above*)
- November 17, 2025: balance of your 2025 aid payments

County and Municipal Aid

Under state law, the county and municipal aid paid to each county and municipality must be equal to the amount determined in 2012 (sec. 79.036, Wis. Stats.) and adjusted for fallen protective services insurance reimbursement (sec. 79.036(4), Wis. Stats.).

County and Municipal Aid Calculation	
1. Prior year county and municipal aid	\$31,990.73
2. Increase due to sales tax revenue, including adjustments (<i>district changes</i>)	\$735.79
3. Fallen protective services insurance adjustment	-\$2.36
4. Fallen protective services insurance reimbursement (<i>reported to DOR</i>)	\$0.00
5. Total County and Municipal Aid (sum of Lines 1-4)	\$32,724.16

Utility Aid

- Under state law, utility aid is distributed to each county and municipality where tax-exempt utility property is located (sec. 79.04, Wis. Stats.)
- Utility companies report utility property information to DOR annually
- DOR uses the provided information to accurately calculate utility aid (*shown below*)

Utility Aid Calculation	
1. Net book value, <i>as of December 31, 2024 (including expected additions/retirements)</i>	\$0.00
2. Total net book value payment	\$0.00
3. Minimum payment	\$0.00
4. Megawatt capacity	0.0
5. Megawatt capacity payment	\$0.00
6. Closed/decommissioned production plant (phased down) payment	\$0.00
7. Subtotal (<i>sum of Lines 2, 3, 5 and 6</i>)	\$0.00
8. Population cap	\$28,900.00
9. Adjusted subtotal (<i>lesser of Line 7 or Line 8</i>)	\$0.00
10. Adjacent site incentive payment	\$0.00
11. Baseload incentive payment	\$0.00
12. Co-generation incentive payment	\$0.00
13. Alternative energy incentive payment	\$0.00
14. Total incentive payments (<i>sum of Lines 10 through 13</i>)	\$0.00
15. Spent nuclear fuel payment	\$0.00
16. Total Utility Aid – this is the utility aid payment listed on the front of the estimate (<i>sum of Lines 9, 14 and 15</i>)	\$0.00

Supplemental County and Municipal Aid

- Under state law, supplemental county and municipal aid paid to each county and municipality is determined by 2023 Wisconsin Act 12 (sec. 79.037, Wis. Stats.)
- For detailed information, review [county and municipal aid spreadsheet](#)

Supplemental County and Municipal Aid Calculation	
1. Prior year supplemental county and municipal aid	\$31,176.86
2. Increase due to sales tax revenue including adjustments (<i>district changes</i>)	\$717.07
3. Total Supplemental County and Municipal Aid (<i>sum of Lines 1 and 2</i>)	\$31,893.93

Expenditure Restraint Incentive Program

- Only municipalities are eligible to receive Expenditure Restraint Incentive Program (ERIP) payments
- Under state law, in 2025, each municipality will receive a payment that is equal to the amount of the payment received by the municipality in 2024 (sec. 79.05(4), Wis. Stats., from 2023 WI Act 12 – notwithstanding subs. (2) and (3))

Contact Information

If you have questions, contact us at lgs@wisconsin.gov, (608) 266-8618 or (608) 261-5167.



State of Wisconsin • DEPARTMENT OF REVENUE

DIVISION OF STATE AND LOCAL FINANCE • BUREAU OF LOCAL GOVERNMENT SERVICES • 2135 RIMROCK RD MADISON, WI 53713

Mailing Address:
PO Box 8971 #6-97
Madison WI 53708-8971
Fax: (608) 264-6887
lgs@wisconsin.gov

September 13, 2024

HEIDI WILLIAMS
VILLAGE OF SHELDON
W5594 MAIN STREET
SHELDON WI 54766

Notice of Shared Revenue – 2025 Original Estimate

Notice Information

The Wisconsin Department of Revenue (DOR) is providing the **estimated** shared revenue amounts your local government will receive in 2025 under current state law for county and municipal aid, supplemental county and municipal aid, utility aid and the expenditure restraint incentive program. This does not include adjustments, shown on the July and November payment notices.

District	VILLAGE OF SHELDON	County	RUSK	Co-muni code	54-181
-----------------	--------------------	---------------	------	---------------------	--------

Estimate Information

For an explanation of each aid payment listed below, review the additional information in this notice.

2025 Original Estimate	
1. County and municipal aid	\$107,272.20
2. Utility aid	\$0.00
3. Supplemental county and municipal aid	\$35,212.77
4. Expenditure restraint incentive program	\$0.00
5. Total Estimated 2025 Payments (sum of Lines 1-4)	\$142,484.97

Payment Information

Your local government will receive two distributions in 2025 :

- July 28, 2025: 15% of Line 1, 2, and 3 and 100% of Line 4 (*shown above*)
- November 17, 2025: balance of your 2025 aid payments

County and Municipal Aid

Under state law, the county and municipal aid paid to each county and municipality must be equal to the amount determined in 2012 (sec. 79.036, Wis. Stats.) and adjusted for fallen protective services insurance reimbursement (sec. 79.036(4), Wis. Stats.).

County and Municipal Aid Calculation	
1. Prior year county and municipal aid	\$104,867.99
2. Increase due to sales tax revenue, including adjustments (<i>district changes</i>)	\$2,411.96
3. Fallen protective services insurance adjustment	-\$7.75
4. Fallen protective services insurance reimbursement (<i>reported to DOR</i>)	\$0.00
5. Total County and Municipal Aid (sum of Lines 1-4)	\$107,272.20

Utility Aid

- Under state law, utility aid is distributed to each county and municipality where tax-exempt utility property is located (sec. 79.04, Wis. Stats.)
- Utility companies report utility property information to DOR annually
- DOR uses the provided information to accurately calculate utility aid (*shown below*)

Utility Aid Calculation	
1. Net book value, <i>as of December 31, 2024 (including expected additions/retirements)</i>	\$0.00
2. Total net book value payment	\$0.00
3. Minimum payment	\$0.00
4. Megawatt capacity	0.0
5. Megawatt capacity payment	\$0.00
6. Closed/decommissioned production plant (phased down) payment	\$0.00
7. Subtotal (<i>sum of Lines 2, 3, 5 and 6</i>)	\$0.00
8. Population cap	\$110,500.00
9. Adjusted subtotal (<i>lesser of Line 7 or Line 8</i>)	\$0.00
10. Adjacent site incentive payment	\$0.00
11. Baseload incentive payment	\$0.00
12. Co-generation incentive payment	\$0.00
13. Alternative energy incentive payment	\$0.00
14. Total incentive payments (<i>sum of Lines 10 through 13</i>)	\$0.00
15. Spent nuclear fuel payment	\$0.00
16. Total Utility Aid – this is the utility aid payment listed on the front of the estimate (<i>sum of Lines 9, 14 and 15</i>)	\$0.00

Supplemental County and Municipal Aid

- Under state law, supplemental county and municipal aid paid to each county and municipality is determined by 2023 Wisconsin Act 12 (sec. 79.037, Wis. Stats.)
- For detailed information, review [county and municipal aid spreadsheet](#)

Supplemental County and Municipal Aid Calculation	
1. Prior year supplemental county and municipal aid	\$34,421.09
2. Increase due to sales tax revenue including adjustments (<i>district changes</i>)	\$791.68
3. Total Supplemental County and Municipal Aid (<i>sum of Lines 1 and 2</i>)	\$35,212.77

Expenditure Restraint Incentive Program

- Only municipalities are eligible to receive Expenditure Restraint Incentive Program (ERIP) payments
- Under state law, in 2025, each municipality will receive a payment that is equal to the amount of the payment received by the municipality in 2024 (sec. 79.05(4), Wis. Stats., from 2023 WI Act 12 – notwithstanding subs. (2) and (3))

Contact Information

If you have questions, contact us at lgs@wisconsin.gov, (608) 266-8618 or (608) 261-5167.



State of Wisconsin • DEPARTMENT OF REVENUE

DIVISION OF STATE AND LOCAL FINANCE • BUREAU OF LOCAL GOVERNMENT SERVICES • 2135 RIMROCK RD MADISON, WI 53713

Mailing Address:
PO Box 8971 #6-97
Madison WI 53708-8971
Fax: (608) 264-6887
lgs@wisconsin.gov

September 13, 2024

BEV QUINNELL
VILLAGE OF TONY
N5395 WALNUT STREET
TONY WI 54563-9685

Notice of Shared Revenue – 2025 Original Estimate

Notice Information

The Wisconsin Department of Revenue (DOR) is providing the **estimated** shared revenue amounts your local government will receive in 2025 under current state law for county and municipal aid, supplemental county and municipal aid, utility aid and the expenditure restraint incentive program. This does not include adjustments, shown on the July and November payment notices.

District	VILLAGE OF TONY	County	RUSK	Co-muni code	54-186
-----------------	-----------------	---------------	------	---------------------	--------

Estimate Information

For an explanation of each aid payment listed below, review the additional information in this notice.

2025 Original Estimate	
1. County and municipal aid	\$38,387.28
2. Utility aid	\$0.00
3. Supplemental county and municipal aid	\$32,495.85
4. Expenditure restraint incentive program	\$0.00
5. Total Estimated 2025 Payments (sum of Lines 1-4)	\$70,883.13

Payment Information

Your local government will receive two distributions in 2025 :

- July 28, 2025: 15% of Line 1, 2, and 3 and 100% of Line 4 (*shown above*)
- November 17, 2025: balance of your 2025 aid payments

County and Municipal Aid

Under state law, the county and municipal aid paid to each county and municipality must be equal to the amount determined in 2012 (sec. 79.036, Wis. Stats.) and adjusted for fallen protective services insurance reimbursement (sec. 79.036(4), Wis. Stats.).

County and Municipal Aid Calculation	
1. Prior year county and municipal aid	\$37,526.93
2. Increase due to sales tax revenue, including adjustments (<i>district changes</i>)	\$863.12
3. Fallen protective services insurance adjustment	-\$2.77
4. Fallen protective services insurance reimbursement (<i>reported to DOR</i>)	\$0.00
5. Total County and Municipal Aid (sum of Lines 1-4)	\$38,387.28

Utility Aid

- Under state law, utility aid is distributed to each county and municipality where tax-exempt utility property is located (sec. 79.04, Wis. Stats.)
- Utility companies report utility property information to DOR annually
- DOR uses the provided information to accurately calculate utility aid (*shown below*)

Utility Aid Calculation	
1. Net book value, <i>as of December 31, 2024 (including expected additions/retirements)</i>	\$0.00
2. Total net book value payment	\$0.00
3. Minimum payment	\$0.00
4. Megawatt capacity	0.0
5. Megawatt capacity payment	\$0.00
6. Closed/decommissioned production plant (phased down) payment	\$0.00
7. Subtotal (<i>sum of Lines 2, 3, 5 and 6</i>)	\$0.00
8. Population cap	\$44,200.00
9. Adjusted subtotal (<i>lesser of Line 7 or Line 8</i>)	\$0.00
10. Adjacent site incentive payment	\$0.00
11. Baseload incentive payment	\$0.00
12. Co-generation incentive payment	\$0.00
13. Alternative energy incentive payment	\$0.00
14. Total incentive payments (<i>sum of Lines 10 through 13</i>)	\$0.00
15. Spent nuclear fuel payment	\$0.00
16. Total Utility Aid – this is the utility aid payment listed on the front of the estimate (<i>sum of Lines 9, 14 and 15</i>)	\$0.00

Supplemental County and Municipal Aid

- Under state law, supplemental county and municipal aid paid to each county and municipality is determined by 2023 Wisconsin Act 12 (sec. 79.037, Wis. Stats.)
- For detailed information, review [county and municipal aid spreadsheet](#)

Supplemental County and Municipal Aid Calculation	
1. Prior year supplemental county and municipal aid	\$31,765.25
2. Increase due to sales tax revenue including adjustments (<i>district changes</i>)	\$730.60
3. Total Supplemental County and Municipal Aid (<i>sum of Lines 1 and 2</i>)	\$32,495.85

Expenditure Restraint Incentive Program

- Only municipalities are eligible to receive Expenditure Restraint Incentive Program (ERIP) payments
- Under state law, in 2025, each municipality will receive a payment that is equal to the amount of the payment received by the municipality in 2024 (sec. 79.05(4), Wis. Stats., from 2023 WI Act 12 – notwithstanding subs. (2) and (3))

Contact Information

If you have questions, contact us at lgs@wisconsin.gov, (608) 266-8618 or (608) 261-5167.



State of Wisconsin • DEPARTMENT OF REVENUE

DIVISION OF STATE AND LOCAL FINANCE • BUREAU OF LOCAL GOVERNMENT SERVICES • 2135 RIMROCK RD MADISON, WI 53713

Mailing Address:
PO Box 8971 #6-97
Madison WI 53708-8971
Fax: (608) 264-6887
lgs@wisconsin.gov

September 13, 2024

BRAD BARTELS
VILLAGE OF WEYERHAEUSER
P.O. BOX 168
WEYERHAEUSER WI 54191

Notice of Shared Revenue – 2025 Original Estimate

Notice Information

The Wisconsin Department of Revenue (DOR) is providing the **estimated** shared revenue amounts your local government will receive in 2025 under current state law for county and municipal aid, supplemental county and municipal aid, utility aid and the expenditure restraint incentive program. This does not include adjustments, shown on the July and November payment notices.

District	VILLAGE OF WEYERHAEUSER	County	RUSK	Co-muni code	54-191
-----------------	-------------------------	---------------	------	---------------------	--------

Estimate Information

For an explanation of each aid payment listed below, review the additional information in this notice.

2025 Original Estimate	
1. County and municipal aid	\$77,184.99
2. Utility aid	\$0.00
3. Supplemental county and municipal aid	\$34,696.95
4. Expenditure restraint incentive program	\$9,960.24
5. Total Estimated 2025 Payments (sum of Lines 1-4)	\$121,842.18

Payment Information

Your local government will receive two distributions in 2025 :

- July 28, 2025: 15% of Line 1, 2, and 3 and 100% of Line 4 (*shown above*)
- November 17, 2025: balance of your 2025 aid payments

County and Municipal Aid

Under state law, the county and municipal aid paid to each county and municipality must be equal to the amount determined in 2012 (sec. 79.036, Wis. Stats.) and adjusted for fallen protective services insurance reimbursement (sec. 79.036(4), Wis. Stats.).

County and Municipal Aid Calculation	
1. Prior year county and municipal aid	\$75,455.10
2. Increase due to sales tax revenue, including adjustments (<i>district changes</i>)	\$1,735.47
3. Fallen protective services insurance adjustment	-\$5.58
4. Fallen protective services insurance reimbursement (<i>reported to DOR</i>)	\$0.00
5. Total County and Municipal Aid (sum of Lines 1-4)	\$77,184.99

Utility Aid

- Under state law, utility aid is distributed to each county and municipality where tax-exempt utility property is located (sec. 79.04, Wis. Stats.)
- Utility companies report utility property information to DOR annually
- DOR uses the provided information to accurately calculate utility aid (*shown below*)

Utility Aid Calculation	
1. Net book value, <i>as of December 31, 2024 (including expected additions/retirements)</i>	\$0.00
2. Total net book value payment	\$0.00
3. Minimum payment	\$0.00
4. Megawatt capacity	0.0
5. Megawatt capacity payment	\$0.00
6. Closed/decommissioned production plant (phased down) payment	\$0.00
7. Subtotal (<i>sum of Lines 2, 3, 5 and 6</i>)	\$0.00
8. Population cap	\$98,175.00
9. Adjusted subtotal (<i>lesser of Line 7 or Line 8</i>)	\$0.00
10. Adjacent site incentive payment	\$0.00
11. Baseload incentive payment	\$0.00
12. Co-generation incentive payment	\$0.00
13. Alternative energy incentive payment	\$0.00
14. Total incentive payments (<i>sum of Lines 10 through 13</i>)	\$0.00
15. Spent nuclear fuel payment	\$0.00
16. Total Utility Aid – this is the utility aid payment listed on the front of the estimate (<i>sum of Lines 9, 14 and 15</i>)	\$0.00

Supplemental County and Municipal Aid

- Under state law, supplemental county and municipal aid paid to each county and municipality is determined by 2023 Wisconsin Act 12 (sec. 79.037, Wis. Stats.)
- For detailed information, review [county and municipal aid spreadsheet](#)

Supplemental County and Municipal Aid Calculation	
1. Prior year supplemental county and municipal aid	\$33,916.86
2. Increase due to sales tax revenue including adjustments (<i>district changes</i>)	\$780.09
3. Total Supplemental County and Municipal Aid (<i>sum of Lines 1 and 2</i>)	\$34,696.95

Expenditure Restraint Incentive Program

- Only municipalities are eligible to receive Expenditure Restraint Incentive Program (ERIP) payments
- Under state law, in 2025, each municipality will receive a payment that is equal to the amount of the payment received by the municipality in 2024 (sec. 79.05(4), Wis. Stats., from 2023 WI Act 12 – notwithstanding subs. (2) and (3))

Contact Information

If you have questions, contact us at lgs@wisconsin.gov, (608) 266-8618 or (608) 261-5167.



State of Wisconsin • DEPARTMENT OF REVENUE

DIVISION OF STATE AND LOCAL FINANCE • BUREAU OF LOCAL GOVERNMENT SERVICES • 2135 RIMROCK RD MADISON, WI 53713

Mailing Address:
PO Box 8971 #6-97
Madison WI 53708-8971
Fax: (608) 264-6887
lgs@wisconsin.gov

September 13, 2024

SARA NELSON
CITY OF LADYSMITH
PO BOX 431
LADYSMITH WI 54848-0431

Notice of Shared Revenue – 2025 Original Estimate

Notice Information

The Wisconsin Department of Revenue (DOR) is providing the **estimated** shared revenue amounts your local government will receive in 2025 under current state law for county and municipal aid, supplemental county and municipal aid, utility aid and the expenditure restraint incentive program. This does not include adjustments, shown on the July and November payment notices.

District	CITY OF LADYSMITH	County	RUSK	Co-muni code	54-246
-----------------	-------------------	---------------	------	---------------------	--------

Estimate Information

For an explanation of each aid payment listed below, review the additional information in this notice.

2025 Original Estimate	
1. County and municipal aid	\$1,246,302.29
2. Utility aid	\$49,554.51
3. Supplemental county and municipal aid	\$249,297.91
4. Expenditure restraint incentive program	\$54,039.66
5. Total Estimated 2025 Payments (sum of Lines 1-4)	\$1,599,194.37

Payment Information

Your local government will receive two distributions in 2025 :

- July 28, 2025: 15% of Line 1, 2, and 3 and 100% of Line 4 (*shown above*)
- November 17, 2025: balance of your 2025 aid payments

County and Municipal Aid

Under state law, the county and municipal aid paid to each county and municipality must be equal to the amount determined in 2012 (sec. 79.036, Wis. Stats.) and adjusted for fallen protective services insurance reimbursement (sec. 79.036(4), Wis. Stats.).

County and Municipal Aid Calculation	
1. Prior year county and municipal aid	\$1,218,369.82
2. Increase due to sales tax revenue, including adjustments (<i>district changes</i>)	\$28,022.51
3. Fallen protective services insurance adjustment	-\$90.04
4. Fallen protective services insurance reimbursement (<i>reported to DOR</i>)	\$0.00
5. Total County and Municipal Aid (sum of Lines 1-4)	\$1,246,302.29

Utility Aid

- Under state law, utility aid is distributed to each county and municipality where tax-exempt utility property is located (sec. 79.04, Wis. Stats.)
- Utility companies report utility property information to DOR annually
- DOR uses the provided information to accurately calculate utility aid (*shown below*)

Utility Aid Calculation	
1. Net book value, <i>as of December 31, 2024 (including expected additions/retirements)</i>	\$8,259,085.00
2. Total net book value payment	\$49,554.51
3. Minimum payment	\$0.00
4. Megawatt capacity	0.0
5. Megawatt capacity payment	\$0.00
6. Closed/decommissioned production plant (phased down) payment	\$0.00
7. Subtotal (<i>sum of Lines 2, 3, 5 and 6</i>)	\$49,554.51
8. Population cap	\$1,356,175.00
9. Adjusted subtotal (<i>lesser of Line 7 or Line 8</i>)	\$49,554.51
10. Adjacent site incentive payment	\$0.00
11. Baseload incentive payment	\$0.00
12. Co-generation incentive payment	\$0.00
13. Alternative energy incentive payment	\$0.00
14. Total incentive payments (<i>sum of Lines 10 through 13</i>)	\$0.00
15. Spent nuclear fuel payment	\$0.00
16. Total Utility Aid – this is the utility aid payment listed on the front of the estimate (<i>sum of Lines 9, 14 and 15</i>)	\$49,554.51

Supplemental County and Municipal Aid

- Under state law, supplemental county and municipal aid paid to each county and municipality is determined by 2023 Wisconsin Act 12 (sec. 79.037, Wis. Stats.)
- For detailed information, review [county and municipal aid spreadsheet](#)

Supplemental County and Municipal Aid Calculation	
1. Prior year supplemental county and municipal aid	\$243,692.97
2. Increase due to sales tax revenue including adjustments (<i>district changes</i>)	\$5,604.94
3. Total Supplemental County and Municipal Aid (<i>sum of Lines 1 and 2</i>)	\$249,297.91

Expenditure Restraint Incentive Program

- Only municipalities are eligible to receive Expenditure Restraint Incentive Program (ERIP) payments
- Under state law, in 2025, each municipality will receive a payment that is equal to the amount of the payment received by the municipality in 2024 (sec. 79.05(4), Wis. Stats., from 2023 WI Act 12 – notwithstanding subs. (2) and (3))

Contact Information

If you have questions, contact us at lgs@wisconsin.gov, (608) 266-8618 or (608) 261-5167.



State of Wisconsin • DEPARTMENT OF REVENUE

DIVISION OF STATE AND LOCAL FINANCE • BUREAU OF LOCAL GOVERNMENT SERVICES • 2135 RIMROCK RD MADISON, WI 53713

Mailing Address:
PO Box 8971 #6-97
Madison WI 53708-8971
Fax: (608) 264-6887
lgs@wisconsin.gov

September 13, 2024

CONNIE MEYER
COUNTY OF RUSK
311 MINER AVE E #C150
LADYSMITH WI 54848-1862

Notice of Shared Revenue – 2025 Original Estimate

Notice Information

The Wisconsin Department of Revenue (DOR) is providing the **estimated** shared revenue amounts your local government will receive in 2025 under current state law for county and municipal aid, supplemental county and municipal aid, utility aid and the expenditure restraint incentive program. This does not include adjustments, shown on the July and November payment notices.

District	COUNTY OF RUSK	County	RUSK	Co-muni code	54-999
-----------------	----------------	---------------	------	---------------------	--------

Estimate Information

For an explanation of each aid payment listed below, review the additional information in this notice.

2025 Original Estimate	
1. County and municipal aid	\$1,003,052.52
2. Utility aid	\$230,241.64
3. Supplemental county and municipal aid	\$739,372.57
4. Expenditure restraint incentive program	\$0.00
5. Total Estimated 2025 Payments (sum of Lines 1-4)	\$1,972,666.73

Payment Information

Your local government will receive two distributions in 2025 :

- July 28, 2025: 15% of Line 1, 2, and 3 and 100% of Line 4 (*shown above*)
- November 17, 2025: balance of your 2025 aid payments

County and Municipal Aid

Under state law, the county and municipal aid paid to each county and municipality must be equal to the amount determined in 2012 (sec. 79.036, Wis. Stats.) and adjusted for fallen protective services insurance reimbursement (sec. 79.036(4), Wis. Stats.).

County and Municipal Aid Calculation	
1. Prior year county and municipal aid	\$980,571.84
2. Increase due to sales tax revenue, including adjustments (<i>district changes</i>)	\$22,553.15
3. Fallen protective services insurance adjustment	-\$72.47
4. Fallen protective services insurance reimbursement (<i>reported to DOR</i>)	\$0.00
5. Total County and Municipal Aid (sum of Lines 1-4)	\$1,003,052.52

Utility Aid

- Under state law, utility aid is distributed to each county and municipality where tax-exempt utility property is located (sec. 79.04, Wis. Stats.)
- Utility companies report utility property information to DOR annually
- DOR uses the provided information to accurately calculate utility aid (*shown below*)

Utility Aid Calculation	
1. Net book value, as of December 31, 2024 (including expected additions/retirements)	\$30,544,671.00
2. Total net book value payment	\$158,274.97
3. Minimum payment	\$0.00
4. Megawatt capacity	25.4
5. Megawatt capacity payment	\$33,866.67
6. Closed/decommissioned production plant (phased down) payment	\$0.00
7. Subtotal (sum of Lines 2, 3, 5 and 6)	\$192,141.64
8. Population cap	\$1,775,250.00
9. Adjusted subtotal (lesser of Line 7 or Line 8)	\$192,141.64
10. Adjacent site incentive payment	\$0.00
11. Baseload incentive payment	\$0.00
12. Co-generation incentive payment	\$0.00
13. Alternative energy incentive payment	\$38,100.00
14. Total incentive payments (sum of Lines 10 through 13)	\$38,100.00
15. Spent nuclear fuel payment	\$0.00
16. Total Utility Aid – this is the utility aid payment listed on the front of the estimate (sum of Lines 9, 14 and 15)	\$230,241.64

Supplemental County and Municipal Aid

- Under state law, supplemental county and municipal aid paid to each county and municipality is determined by 2023 Wisconsin Act 12 (sec. 79.037, Wis. Stats.)
- For detailed information, review [county and municipal aid spreadsheet](#)

Supplemental County and Municipal Aid Calculation	
1. Prior year supplemental county and municipal aid	\$722,749.34
2. Increase due to sales tax revenue including adjustments (district changes)	\$16,623.23
3. Total Supplemental County and Municipal Aid (sum of Lines 1 and 2)	\$739,372.57

Expenditure Restraint Incentive Program

- Only municipalities are eligible to receive Expenditure Restraint Incentive Program (ERIP) payments
- Under state law, in 2025, each municipality will receive a payment that is equal to the amount of the payment received by the municipality in 2024 (sec. 79.05(4), Wis. Stats., from 2023 WI Act 12 – notwithstanding subs. (2) and (3))

Contact Information

If you have questions, contact us at lgs@wisconsin.gov, (608) 266-8618 or (608) 261-5167.



State of Wisconsin • DEPARTMENT OF REVENUE

DIVISION OF STATE AND LOCAL FINANCE • BUREAU OF LOCAL GOVERNMENT SERVICES • 2135 RIMROCK RD MADISON, WI 53713

Mailing Address:
PO Box 8971 #6-97
Madison WI 53708-8971
Fax: (608) 264-6887
lgs@wisconsin.gov

September 13, 2024

JAMES HARER
TOWN OF BALDWIN
1061 245TH ST
WOODVILLE WI 54028

Notice of Shared Revenue – 2025 Original Estimate

Notice Information

The Wisconsin Department of Revenue (DOR) is providing the **estimated** shared revenue amounts your local government will receive in 2025 under current state law for county and municipal aid, supplemental county and municipal aid, utility aid and the expenditure restraint incentive program. This does not include adjustments, shown on the July and November payment notices.

District	TOWN OF BALDWIN	County	ST CROIX	Co-muni code	55-002
-----------------	-----------------	---------------	----------	---------------------	--------

Estimate Information

For an explanation of each aid payment listed below, review the additional information in this notice.

2025 Original Estimate	
1. County and municipal aid	\$39,527.54
2. Utility aid	\$16,978.69
3. Supplemental county and municipal aid	\$48,926.77
4. Expenditure restraint incentive program	\$0.00
5. Total Estimated 2025 Payments (sum of Lines 1-4)	\$105,433.00

Payment Information

Your local government will receive two distributions in 2025 :

- July 28, 2025: 15% of Line 1, 2, and 3 and 100% of Line 4 (*shown above*)
- November 17, 2025: balance of your 2025 aid payments

County and Municipal Aid

Under state law, the county and municipal aid paid to each county and municipality must be equal to the amount determined in 2012 (sec. 79.036, Wis. Stats.) and adjusted for fallen protective services insurance reimbursement (sec. 79.036(4), Wis. Stats.).

County and Municipal Aid Calculation	
1. Prior year county and municipal aid	\$38,641.64
2. Increase due to sales tax revenue, including adjustments (<i>district changes</i>)	\$888.76
3. Fallen protective services insurance adjustment	-\$2.86
4. Fallen protective services insurance reimbursement (<i>reported to DOR</i>)	\$0.00
5. Total County and Municipal Aid (sum of Lines 1-4)	\$39,527.54

Utility Aid

- Under state law, utility aid is distributed to each county and municipality where tax-exempt utility property is located (sec. 79.04, Wis. Stats.)
- Utility companies report utility property information to DOR annually
- DOR uses the provided information to accurately calculate utility aid (*shown below*)

Utility Aid Calculation	
1. Net book value, as of December 31, 2024 (including expected additions/retirements)	\$5,659,562.00
2. Total net book value payment	\$16,978.69
3. Minimum payment	\$0.00
4. Megawatt capacity	0.0
5. Megawatt capacity payment	\$0.00
6. Closed/decommissioned production plant (phased down) payment	\$0.00
7. Subtotal (sum of Lines 2, 3, 5 and 6)	\$16,978.69
8. Population cap	\$462,400.00
9. Adjusted subtotal (lesser of Line 7 or Line 8)	\$16,978.69
10. Adjacent site incentive payment	\$0.00
11. Baseload incentive payment	\$0.00
12. Co-generation incentive payment	\$0.00
13. Alternative energy incentive payment	\$0.00
14. Total incentive payments (sum of Lines 10 through 13)	\$0.00
15. Spent nuclear fuel payment	\$0.00
16. Total Utility Aid – this is the utility aid payment listed on the front of the estimate (sum of Lines 9, 14 and 15)	\$16,978.69

Supplemental County and Municipal Aid

- Under state law, supplemental county and municipal aid paid to each county and municipality is determined by 2023 Wisconsin Act 12 (sec. 79.037, Wis. Stats.)
- For detailed information, review [county and municipal aid spreadsheet](#)

Supplemental County and Municipal Aid Calculation	
1. Prior year supplemental county and municipal aid	\$47,826.75
2. Increase due to sales tax revenue including adjustments (district changes)	\$1,100.02
3. Total Supplemental County and Municipal Aid (sum of Lines 1 and 2)	\$48,926.77

Expenditure Restraint Incentive Program

- Only municipalities are eligible to receive Expenditure Restraint Incentive Program (ERIP) payments
- Under state law, in 2025, each municipality will receive a payment that is equal to the amount of the payment received by the municipality in 2024 (sec. 79.05(4), Wis. Stats., from 2023 WI Act 12 – notwithstanding subs. (2) and (3))

Contact Information

If you have questions, contact us at lgs@wisconsin.gov, (608) 266-8618 or (608) 261-5167.



State of Wisconsin • DEPARTMENT OF REVENUE

DIVISION OF STATE AND LOCAL FINANCE • BUREAU OF LOCAL GOVERNMENT SERVICES • 2135 RIMROCK RD MADISON, WI 53713

Mailing Address:
PO Box 8971 #6-97
Madison WI 53708-8971
Fax: (608) 264-6887
lgs@wisconsin.gov

September 13, 2024

SHELLY NINNEMAN
TOWN OF CADY
283 COUNTY ROAD NN
WILSON WI 54027

Notice of Shared Revenue – 2025 Original Estimate

Notice Information

The Wisconsin Department of Revenue (DOR) is providing the **estimated** shared revenue amounts your local government will receive in 2025 under current state law for county and municipal aid, supplemental county and municipal aid, utility aid and the expenditure restraint incentive program. This does not include adjustments, shown on the July and November payment notices.

District	TOWN OF CADY	County	ST CROIX	Co-muni code	55-004
-----------------	--------------	---------------	----------	---------------------	--------

Estimate Information

For an explanation of each aid payment listed below, review the additional information in this notice.

2025 Original Estimate	
1. County and municipal aid	\$22,332.50
2. Utility aid	\$188.80
3. Supplemental county and municipal aid	\$45,972.02
4. Expenditure restraint incentive program	\$0.00
5. Total Estimated 2025 Payments (sum of Lines 1-4)	\$68,493.32

Payment Information

Your local government will receive two distributions in 2025 :

- July 28, 2025: 15% of Line 1, 2, and 3 and 100% of Line 4 (*shown above*)
- November 17, 2025: balance of your 2025 aid payments

County and Municipal Aid

Under state law, the county and municipal aid paid to each county and municipality must be equal to the amount determined in 2012 (sec. 79.036, Wis. Stats.) and adjusted for fallen protective services insurance reimbursement (sec. 79.036(4), Wis. Stats.).

County and Municipal Aid Calculation	
1. Prior year county and municipal aid	\$21,831.97
2. Increase due to sales tax revenue, including adjustments (<i>district changes</i>)	\$502.14
3. Fallen protective services insurance adjustment	-\$1.61
4. Fallen protective services insurance reimbursement (<i>reported to DOR</i>)	\$0.00
5. Total County and Municipal Aid (sum of Lines 1-4)	\$22,332.50

Utility Aid

- Under state law, utility aid is distributed to each county and municipality where tax-exempt utility property is located (sec. 79.04, Wis. Stats.)
- Utility companies report utility property information to DOR annually
- DOR uses the provided information to accurately calculate utility aid (*shown below*)

Utility Aid Calculation	
1. Net book value, <i>as of December 31, 2024 (including expected additions/retirements)</i>	\$62,932.00
2. Total net book value payment	\$188.80
3. Minimum payment	\$0.00
4. Megawatt capacity	0.0
5. Megawatt capacity payment	\$0.00
6. Closed/decommissioned production plant (phased down) payment	\$0.00
7. Subtotal (<i>sum of Lines 2, 3, 5 and 6</i>)	\$188.80
8. Population cap	\$385,475.00
9. Adjusted subtotal (<i>lesser of Line 7 or Line 8</i>)	\$188.80
10. Adjacent site incentive payment	\$0.00
11. Baseload incentive payment	\$0.00
12. Co-generation incentive payment	\$0.00
13. Alternative energy incentive payment	\$0.00
14. Total incentive payments (<i>sum of Lines 10 through 13</i>)	\$0.00
15. Spent nuclear fuel payment	\$0.00
16. Total Utility Aid – this is the utility aid payment listed on the front of the estimate <i>(sum of Lines 9, 14 and 15)</i>	\$188.80

Supplemental County and Municipal Aid

- Under state law, supplemental county and municipal aid paid to each county and municipality is determined by 2023 Wisconsin Act 12 (sec. 79.037, Wis. Stats.)
- For detailed information, review [county and municipal aid spreadsheet](#)

Supplemental County and Municipal Aid Calculation	
1. Prior year supplemental county and municipal aid	\$44,938.44
2. Increase due to sales tax revenue including adjustments (<i>district changes</i>)	\$1,033.58
3. Total Supplemental County and Municipal Aid (<i>sum of Lines 1 and 2</i>)	\$45,972.02

Expenditure Restraint Incentive Program

- Only municipalities are eligible to receive Expenditure Restraint Incentive Program (ERIP) payments
- Under state law, in 2025, each municipality will receive a payment that is equal to the amount of the payment received by the municipality in 2024 (sec. 79.05(4), Wis. Stats., from 2023 WI Act 12 – notwithstanding subs. (2) and (3))

Contact Information

If you have questions, contact us at lgs@wisconsin.gov, (608) 266-8618 or (608) 261-5167.



State of Wisconsin • DEPARTMENT OF REVENUE

DIVISION OF STATE AND LOCAL FINANCE • BUREAU OF LOCAL GOVERNMENT SERVICES • 2135 RIMROCK RD MADISON, WI 53713

Mailing Address:
PO Box 8971 #6-97
Madison WI 53708-8971
Fax: (608) 264-6887
lgs@wisconsin.gov

September 13, 2024

JACK BARKER
TOWN OF CYLON
2165 210TH AVENUE
DEER PARK WI 54007

Notice of Shared Revenue – 2025 Original Estimate

Notice Information

The Wisconsin Department of Revenue (DOR) is providing the **estimated** shared revenue amounts your local government will receive in 2025 under current state law for county and municipal aid, supplemental county and municipal aid, utility aid and the expenditure restraint incentive program. This does not include adjustments, shown on the July and November payment notices.

District	TOWN OF CYLON	County	ST CROIX	Co-muni code	55-006
-----------------	---------------	---------------	----------	---------------------	--------

Estimate Information

For an explanation of each aid payment listed below, review the additional information in this notice.

2025 Original Estimate	
1. County and municipal aid	\$20,591.32
2. Utility aid	\$3,231.77
3. Supplemental county and municipal aid	\$42,982.29
4. Expenditure restraint incentive program	\$0.00
5. Total Estimated 2025 Payments (sum of Lines 1-4)	\$66,805.38

Payment Information

Your local government will receive two distributions in 2025 :

- July 28, 2025: 15% of Line 1, 2, and 3 and 100% of Line 4 (*shown above*)
- November 17, 2025: balance of your 2025 aid payments

County and Municipal Aid

Under state law, the county and municipal aid paid to each county and municipality must be equal to the amount determined in 2012 (sec. 79.036, Wis. Stats.) and adjusted for fallen protective services insurance reimbursement (sec. 79.036(4), Wis. Stats.).

County and Municipal Aid Calculation	
1. Prior year county and municipal aid	\$20,129.82
2. Increase due to sales tax revenue, including adjustments (<i>district changes</i>)	\$462.99
3. Fallen protective services insurance adjustment	-\$1.49
4. Fallen protective services insurance reimbursement (<i>reported to DOR</i>)	\$0.00
5. Total County and Municipal Aid (sum of Lines 1-4)	\$20,591.32

Utility Aid

- Under state law, utility aid is distributed to each county and municipality where tax-exempt utility property is located (sec. 79.04, Wis. Stats.)
- Utility companies report utility property information to DOR annually
- DOR uses the provided information to accurately calculate utility aid (*shown below*)

Utility Aid Calculation	
1. Net book value, <i>as of December 31, 2024 (including expected additions/retirements)</i>	\$1,077,258.00
2. Total net book value payment	\$3,231.77
3. Minimum payment	\$0.00
4. Megawatt capacity	0.0
5. Megawatt capacity payment	\$0.00
6. Closed/decommissioned production plant (phased down) payment	\$0.00
7. Subtotal (<i>sum of Lines 2, 3, 5 and 6</i>)	\$3,231.77
8. Population cap	\$305,575.00
9. Adjusted subtotal (<i>lesser of Line 7 or Line 8</i>)	\$3,231.77
10. Adjacent site incentive payment	\$0.00
11. Baseload incentive payment	\$0.00
12. Co-generation incentive payment	\$0.00
13. Alternative energy incentive payment	\$0.00
14. Total incentive payments (<i>sum of Lines 10 through 13</i>)	\$0.00
15. Spent nuclear fuel payment	\$0.00
16. Total Utility Aid – this is the utility aid payment listed on the front of the estimate (<i>sum of Lines 9, 14 and 15</i>)	\$3,231.77

Supplemental County and Municipal Aid

- Under state law, supplemental county and municipal aid paid to each county and municipality is determined by 2023 Wisconsin Act 12 (sec. 79.037, Wis. Stats.)
- For detailed information, review [county and municipal aid spreadsheet](#)

Supplemental County and Municipal Aid Calculation	
1. Prior year supplemental county and municipal aid	\$42,015.92
2. Increase due to sales tax revenue including adjustments (<i>district changes</i>)	\$966.37
3. Total Supplemental County and Municipal Aid (<i>sum of Lines 1 and 2</i>)	\$42,982.29

Expenditure Restraint Incentive Program

- Only municipalities are eligible to receive Expenditure Restraint Incentive Program (ERIP) payments
- Under state law, in 2025, each municipality will receive a payment that is equal to the amount of the payment received by the municipality in 2024 (sec. 79.05(4), Wis. Stats., from 2023 WI Act 12 – notwithstanding subs. (2) and (3))

Contact Information

If you have questions, contact us at lgs@wisconsin.gov, (608) 266-8618 or (608) 261-5167.



State of Wisconsin • DEPARTMENT OF REVENUE

DIVISION OF STATE AND LOCAL FINANCE • BUREAU OF LOCAL GOVERNMENT SERVICES • 2135 RIMROCK RD MADISON, WI 53713

Mailing Address:
PO Box 8971 #6-97
Madison WI 53708-8971
Fax: (608) 264-6887
lgs@wisconsin.gov

September 13, 2024

STEPHANIE SUPRI
TOWN OF EAU GALLE
285 COUNTY RD BB
BALDWIN WI 54002

Notice of Shared Revenue – 2025 Original Estimate

Notice Information

The Wisconsin Department of Revenue (DOR) is providing the **estimated** shared revenue amounts your local government will receive in 2025 under current state law for county and municipal aid, supplemental county and municipal aid, utility aid and the expenditure restraint incentive program. This does not include adjustments, shown on the July and November payment notices.

District	TOWN OF EAU GALLE	County	ST CROIX	Co-muni code	55-008
-----------------	-------------------	---------------	----------	---------------------	--------

Estimate Information

For an explanation of each aid payment listed below, review the additional information in this notice.

2025 Original Estimate	
1. County and municipal aid	\$15,416.78
2. Utility aid	\$51.80
3. Supplemental county and municipal aid	\$52,584.95
4. Expenditure restraint incentive program	\$0.00
5. Total Estimated 2025 Payments (sum of Lines 1-4)	\$68,053.53

Payment Information

Your local government will receive two distributions in 2025 :

- July 28, 2025: 15% of Line 1, 2, and 3 and 100% of Line 4 (*shown above*)
- November 17, 2025: balance of your 2025 aid payments

County and Municipal Aid

Under state law, the county and municipal aid paid to each county and municipality must be equal to the amount determined in 2012 (sec. 79.036, Wis. Stats.) and adjusted for fallen protective services insurance reimbursement (sec. 79.036(4), Wis. Stats.).

County and Municipal Aid Calculation	
1. Prior year county and municipal aid	\$15,071.25
2. Increase due to sales tax revenue, including adjustments (<i>district changes</i>)	\$346.64
3. Fallen protective services insurance adjustment	-\$1.11
4. Fallen protective services insurance reimbursement (<i>reported to DOR</i>)	\$0.00
5. Total County and Municipal Aid (sum of Lines 1-4)	\$15,416.78

Utility Aid

- Under state law, utility aid is distributed to each county and municipality where tax-exempt utility property is located (sec. 79.04, Wis. Stats.)
- Utility companies report utility property information to DOR annually
- DOR uses the provided information to accurately calculate utility aid (*shown below*)

Utility Aid Calculation	
1. Net book value, as of December 31, 2024 (including expected additions/retirements)	\$17,268.00
2. Total net book value payment	\$51.80
3. Minimum payment	\$0.00
4. Megawatt capacity	0.0
5. Megawatt capacity payment	\$0.00
6. Closed/decommissioned production plant (phased down) payment	\$0.00
7. Subtotal (sum of Lines 2, 3, 5 and 6)	\$51.80
8. Population cap	\$539,325.00
9. Adjusted subtotal (lesser of Line 7 or Line 8)	\$51.80
10. Adjacent site incentive payment	\$0.00
11. Baseload incentive payment	\$0.00
12. Co-generation incentive payment	\$0.00
13. Alternative energy incentive payment	\$0.00
14. Total incentive payments (sum of Lines 10 through 13)	\$0.00
15. Spent nuclear fuel payment	\$0.00
16. Total Utility Aid – this is the utility aid payment listed on the front of the estimate (sum of Lines 9, 14 and 15)	\$51.80

Supplemental County and Municipal Aid

- Under state law, supplemental county and municipal aid paid to each county and municipality is determined by 2023 Wisconsin Act 12 (sec. 79.037, Wis. Stats.)
- For detailed information, review [county and municipal aid spreadsheet](#)

Supplemental County and Municipal Aid Calculation	
1. Prior year supplemental county and municipal aid	\$51,402.69
2. Increase due to sales tax revenue including adjustments (district changes)	\$1,182.26
3. Total Supplemental County and Municipal Aid (sum of Lines 1 and 2)	\$52,584.95

Expenditure Restraint Incentive Program

- Only municipalities are eligible to receive Expenditure Restraint Incentive Program (ERIP) payments
- Under state law, in 2025, each municipality will receive a payment that is equal to the amount of the payment received by the municipality in 2024 (sec. 79.05(4), Wis. Stats., from 2023 WI Act 12 – notwithstanding subs. (2) and (3))

Contact Information

If you have questions, contact us at lgs@wisconsin.gov, (608) 266-8618 or (608) 261-5167.



State of Wisconsin • DEPARTMENT OF REVENUE

DIVISION OF STATE AND LOCAL FINANCE • BUREAU OF LOCAL GOVERNMENT SERVICES • 2135 RIMROCK RD MADISON, WI 53713

Mailing Address:
PO Box 8971 #6-97
Madison WI 53708-8971
Fax: (608) 264-6887
lgs@wisconsin.gov

September 13, 2024

LORELEI WINK
TOWN OF EMERALD
2432 COUNTY ROAD G
EMERALD WI 54013

Notice of Shared Revenue – 2025 Original Estimate

Notice Information

The Wisconsin Department of Revenue (DOR) is providing the **estimated** shared revenue amounts your local government will receive in 2025 under current state law for county and municipal aid, supplemental county and municipal aid, utility aid and the expenditure restraint incentive program. This does not include adjustments, shown on the July and November payment notices.

District	TOWN OF EMERALD	County	ST CROIX	Co-muni code	55-010
-----------------	-----------------	---------------	----------	---------------------	--------

Estimate Information

For an explanation of each aid payment listed below, review the additional information in this notice.

2025 Original Estimate	
1. County and municipal aid	\$29,019.53
2. Utility aid	\$635.15
3. Supplemental county and municipal aid	\$45,250.42
4. Expenditure restraint incentive program	\$0.00
5. Total Estimated 2025 Payments (sum of Lines 1-4)	\$74,905.10

Payment Information

Your local government will receive two distributions in 2025 :

- July 28, 2025: 15% of Line 1, 2, and 3 and 100% of Line 4 (*shown above*)
- November 17, 2025: balance of your 2025 aid payments

County and Municipal Aid

Under state law, the county and municipal aid paid to each county and municipality must be equal to the amount determined in 2012 (sec. 79.036, Wis. Stats.) and adjusted for fallen protective services insurance reimbursement (sec. 79.036(4), Wis. Stats.).

County and Municipal Aid Calculation	
1. Prior year county and municipal aid	\$28,369.14
2. Increase due to sales tax revenue, including adjustments (<i>district changes</i>)	\$652.49
3. Fallen protective services insurance adjustment	-\$2.10
4. Fallen protective services insurance reimbursement (<i>reported to DOR</i>)	\$0.00
5. Total County and Municipal Aid (sum of Lines 1-4)	\$29,019.53

Utility Aid

- Under state law, utility aid is distributed to each county and municipality where tax-exempt utility property is located (sec. 79.04, Wis. Stats.)
- Utility companies report utility property information to DOR annually
- DOR uses the provided information to accurately calculate utility aid (*shown below*)

Utility Aid Calculation	
1. Net book value, as of December 31, 2024 (including expected additions/retirements)	\$211,718.00
2. Total net book value payment	\$635.15
3. Minimum payment	\$0.00
4. Megawatt capacity	0.0
5. Megawatt capacity payment	\$0.00
6. Closed/decommissioned production plant (phased down) payment	\$0.00
7. Subtotal (sum of Lines 2, 3, 5 and 6)	\$635.15
8. Population cap	\$367,625.00
9. Adjusted subtotal (lesser of Line 7 or Line 8)	\$635.15
10. Adjacent site incentive payment	\$0.00
11. Baseload incentive payment	\$0.00
12. Co-generation incentive payment	\$0.00
13. Alternative energy incentive payment	\$0.00
14. Total incentive payments (sum of Lines 10 through 13)	\$0.00
15. Spent nuclear fuel payment	\$0.00
16. Total Utility Aid – this is the utility aid payment listed on the front of the estimate (sum of Lines 9, 14 and 15)	\$635.15

Supplemental County and Municipal Aid

- Under state law, supplemental county and municipal aid paid to each county and municipality is determined by 2023 Wisconsin Act 12 (sec. 79.037, Wis. Stats.)
- For detailed information, review [county and municipal aid spreadsheet](#)

Supplemental County and Municipal Aid Calculation	
1. Prior year supplemental county and municipal aid	\$44,233.06
2. Increase due to sales tax revenue including adjustments (district changes)	\$1,017.36
3. Total Supplemental County and Municipal Aid (sum of Lines 1 and 2)	\$45,250.42

Expenditure Restraint Incentive Program

- Only municipalities are eligible to receive Expenditure Restraint Incentive Program (ERIP) payments
- Under state law, in 2025, each municipality will receive a payment that is equal to the amount of the payment received by the municipality in 2024 (sec. 79.05(4), Wis. Stats., from 2023 WI Act 12 – notwithstanding subs. (2) and (3))

Contact Information

If you have questions, contact us at lgs@wisconsin.gov, (608) 266-8618 or (608) 261-5167.



State of Wisconsin • DEPARTMENT OF REVENUE

DIVISION OF STATE AND LOCAL FINANCE • BUREAU OF LOCAL GOVERNMENT SERVICES • 2135 RIMROCK RD MADISON, WI 53713

Mailing Address:
PO Box 8971 #6-97
Madison WI 53708-8971
Fax: (608) 264-6887
lgs@wisconsin.gov

September 13, 2024

JACKIE MITCHELL
TOWN OF ERIN PRAIRIE
1530 190TH ST
NEW RICHMOND WI 54017-6917

Notice of Shared Revenue – 2025 Original Estimate

Notice Information

The Wisconsin Department of Revenue (DOR) is providing the **estimated** shared revenue amounts your local government will receive in 2025 under current state law for county and municipal aid, supplemental county and municipal aid, utility aid and the expenditure restraint incentive program. This does not include adjustments, shown on the July and November payment notices.

District	TOWN OF ERIN PRAIRIE	County	ST CROIX	Co-muni code	55-012
-----------------	----------------------	---------------	----------	---------------------	--------

Estimate Information

For an explanation of each aid payment listed below, review the additional information in this notice.

2025 Original Estimate	
1. County and municipal aid	\$9,405.70
2. Utility aid	\$184.43
3. Supplemental county and municipal aid	\$42,208.97
4. Expenditure restraint incentive program	\$0.00
5. Total Estimated 2025 Payments (sum of Lines 1-4)	\$51,799.10

Payment Information

Your local government will receive two distributions in 2025 :

- July 28, 2025: 15% of Line 1, 2, and 3 and 100% of Line 4 (*shown above*)
- November 17, 2025: balance of your 2025 aid payments

County and Municipal Aid

Under state law, the county and municipal aid paid to each county and municipality must be equal to the amount determined in 2012 (sec. 79.036, Wis. Stats.) and adjusted for fallen protective services insurance reimbursement (sec. 79.036(4), Wis. Stats.).

County and Municipal Aid Calculation	
1. Prior year county and municipal aid	\$9,194.90
2. Increase due to sales tax revenue, including adjustments (<i>district changes</i>)	\$211.48
3. Fallen protective services insurance adjustment	-\$0.68
4. Fallen protective services insurance reimbursement (<i>reported to DOR</i>)	\$0.00
5. Total County and Municipal Aid (sum of Lines 1-4)	\$9,405.70

Utility Aid

- Under state law, utility aid is distributed to each county and municipality where tax-exempt utility property is located (sec. 79.04, Wis. Stats.)
- Utility companies report utility property information to DOR annually
- DOR uses the provided information to accurately calculate utility aid (*shown below*)

Utility Aid Calculation	
1. Net book value, <i>as of December 31, 2024 (including expected additions/retirements)</i>	\$61,475.00
2. Total net book value payment	\$184.43
3. Minimum payment	\$0.00
4. Megawatt capacity	0.0
5. Megawatt capacity payment	\$0.00
6. Closed/decommissioned production plant (phased down) payment	\$0.00
7. Subtotal (<i>sum of Lines 2, 3, 5 and 6</i>)	\$184.43
8. Population cap	\$286,025.00
9. Adjusted subtotal (<i>lesser of Line 7 or Line 8</i>)	\$184.43
10. Adjacent site incentive payment	\$0.00
11. Baseload incentive payment	\$0.00
12. Co-generation incentive payment	\$0.00
13. Alternative energy incentive payment	\$0.00
14. Total incentive payments (<i>sum of Lines 10 through 13</i>)	\$0.00
15. Spent nuclear fuel payment	\$0.00
16. Total Utility Aid – this is the utility aid payment listed on the front of the estimate <i>(sum of Lines 9, 14 and 15)</i>	\$184.43

Supplemental County and Municipal Aid

- Under state law, supplemental county and municipal aid paid to each county and municipality is determined by 2023 Wisconsin Act 12 (sec. 79.037, Wis. Stats.)
- For detailed information, review [county and municipal aid spreadsheet](#)

Supplemental County and Municipal Aid Calculation	
1. Prior year supplemental county and municipal aid	\$41,259.99
2. Increase due to sales tax revenue including adjustments (<i>district changes</i>)	\$948.98
3. Total Supplemental County and Municipal Aid (<i>sum of Lines 1 and 2</i>)	\$42,208.97

Expenditure Restraint Incentive Program

- Only municipalities are eligible to receive Expenditure Restraint Incentive Program (ERIP) payments
- Under state law, in 2025, each municipality will receive a payment that is equal to the amount of the payment received by the municipality in 2024 (sec. 79.05(4), Wis. Stats., from 2023 WI Act 12 – notwithstanding subs. (2) and (3))

Contact Information

If you have questions, contact us at lgs@wisconsin.gov, (608) 266-8618 or (608) 261-5167.



State of Wisconsin • DEPARTMENT OF REVENUE

DIVISION OF STATE AND LOCAL FINANCE • BUREAU OF LOCAL GOVERNMENT SERVICES • 2135 RIMROCK RD MADISON, WI 53713

Mailing Address:
PO Box 8971 #6-97
Madison WI 53708-8971
Fax: (608) 264-6887
lgs@wisconsin.gov

September 13, 2024

NICOLE MILLER
TOWN OF FOREST
1895 COUNTY RD D
EMERALD WI 54013

Notice of Shared Revenue – 2025 Original Estimate

Notice Information

The Wisconsin Department of Revenue (DOR) is providing the **estimated** shared revenue amounts your local government will receive in 2025 under current state law for county and municipal aid, supplemental county and municipal aid, utility aid and the expenditure restraint incentive program. This does not include adjustments, shown on the July and November payment notices.

District	TOWN OF FOREST	County	ST CROIX	Co-muni code	55-014
-----------------	----------------	---------------	----------	---------------------	--------

Estimate Information

For an explanation of each aid payment listed below, review the additional information in this notice.

2025 Original Estimate	
1. County and municipal aid	\$31,520.71
2. Utility aid	\$0.00
3. Supplemental county and municipal aid	\$41,744.96
4. Expenditure restraint incentive program	\$0.00
5. Total Estimated 2025 Payments (sum of Lines 1-4)	\$73,265.67

Payment Information

Your local government will receive two distributions in 2025 :

- July 28, 2025: 15% of Line 1, 2, and 3 and 100% of Line 4 (*shown above*)
- November 17, 2025: balance of your 2025 aid payments

County and Municipal Aid

Under state law, the county and municipal aid paid to each county and municipality must be equal to the amount determined in 2012 (sec. 79.036, Wis. Stats.) and adjusted for fallen protective services insurance reimbursement (sec. 79.036(4), Wis. Stats.).

County and Municipal Aid Calculation	
1. Prior year county and municipal aid	\$30,814.26
2. Increase due to sales tax revenue, including adjustments (<i>district changes</i>)	\$708.73
3. Fallen protective services insurance adjustment	-\$2.28
4. Fallen protective services insurance reimbursement (<i>reported to DOR</i>)	\$0.00
5. Total County and Municipal Aid (sum of Lines 1-4)	\$31,520.71

Utility Aid

- Under state law, utility aid is distributed to each county and municipality where tax-exempt utility property is located (sec. 79.04, Wis. Stats.)
- Utility companies report utility property information to DOR annually
- DOR uses the provided information to accurately calculate utility aid (*shown below*)

Utility Aid Calculation	
1. Net book value, <i>as of December 31, 2024 (including expected additions/retirements)</i>	\$0.00
2. Total net book value payment	\$0.00
3. Minimum payment	\$0.00
4. Megawatt capacity	0.0
5. Megawatt capacity payment	\$0.00
6. Closed/decommissioned production plant (phased down) payment	\$0.00
7. Subtotal (<i>sum of Lines 2, 3, 5 and 6</i>)	\$0.00
8. Population cap	\$286,025.00
9. Adjusted subtotal (<i>lesser of Line 7 or Line 8</i>)	\$0.00
10. Adjacent site incentive payment	\$0.00
11. Baseload incentive payment	\$0.00
12. Co-generation incentive payment	\$0.00
13. Alternative energy incentive payment	\$0.00
14. Total incentive payments (<i>sum of Lines 10 through 13</i>)	\$0.00
15. Spent nuclear fuel payment	\$0.00
16. Total Utility Aid – this is the utility aid payment listed on the front of the estimate (<i>sum of Lines 9, 14 and 15</i>)	\$0.00

Supplemental County and Municipal Aid

- Under state law, supplemental county and municipal aid paid to each county and municipality is determined by 2023 Wisconsin Act 12 (sec. 79.037, Wis. Stats.)
- For detailed information, review [county and municipal aid spreadsheet](#)

Supplemental County and Municipal Aid Calculation	
1. Prior year supplemental county and municipal aid	\$40,806.41
2. Increase due to sales tax revenue including adjustments (<i>district changes</i>)	\$938.55
3. Total Supplemental County and Municipal Aid (<i>sum of Lines 1 and 2</i>)	\$41,744.96

Expenditure Restraint Incentive Program

- Only municipalities are eligible to receive Expenditure Restraint Incentive Program (ERIP) payments
- Under state law, in 2025, each municipality will receive a payment that is equal to the amount of the payment received by the municipality in 2024 (sec. 79.05(4), Wis. Stats., from 2023 WI Act 12 – notwithstanding subs. (2) and (3))

Contact Information

If you have questions, contact us at lgs@wisconsin.gov, (608) 266-8618 or (608) 261-5167.



State of Wisconsin • DEPARTMENT OF REVENUE

DIVISION OF STATE AND LOCAL FINANCE • BUREAU OF LOCAL GOVERNMENT SERVICES • 2135 RIMROCK RD MADISON, WI 53713

Mailing Address:
PO Box 8971 #6-97
Madison WI 53708-8971
Fax: (608) 264-6887
lgs@wisconsin.gov

September 13, 2024

LORI OBERMUELLER
TOWN OF GLENWOOD
2973 297TH ST
GLENWOOD CITY WI 54013-4148

Notice of Shared Revenue – 2025 Original Estimate

Notice Information

The Wisconsin Department of Revenue (DOR) is providing the **estimated** shared revenue amounts your local government will receive in 2025 under current state law for county and municipal aid, supplemental county and municipal aid, utility aid and the expenditure restraint incentive program. This does not include adjustments, shown on the July and November payment notices.

District	TOWN OF GLENWOOD	County	ST CROIX	Co-muni code	55-016
-----------------	------------------	---------------	----------	---------------------	--------

Estimate Information

For an explanation of each aid payment listed below, review the additional information in this notice.

2025 Original Estimate	
1. County and municipal aid	\$39,654.00
2. Utility aid	\$145.27
3. Supplemental county and municipal aid	\$43,583.72
4. Expenditure restraint incentive program	\$0.00
5. Total Estimated 2025 Payments (sum of Lines 1-4)	\$83,382.99

Payment Information

Your local government will receive two distributions in 2025 :

- July 28, 2025: 15% of Line 1, 2, and 3 and 100% of Line 4 (*shown above*)
- November 17, 2025: balance of your 2025 aid payments

County and Municipal Aid

Under state law, the county and municipal aid paid to each county and municipality must be equal to the amount determined in 2012 (sec. 79.036, Wis. Stats.) and adjusted for fallen protective services insurance reimbursement (sec. 79.036(4), Wis. Stats.).

County and Municipal Aid Calculation	
1. Prior year county and municipal aid	\$38,765.26
2. Increase due to sales tax revenue, including adjustments (<i>district changes</i>)	\$891.60
3. Fallen protective services insurance adjustment	-\$2.86
4. Fallen protective services insurance reimbursement (<i>reported to DOR</i>)	\$0.00
5. Total County and Municipal Aid (sum of Lines 1-4)	\$39,654.00

Utility Aid

- Under state law, utility aid is distributed to each county and municipality where tax-exempt utility property is located (sec. 79.04, Wis. Stats.)
- Utility companies report utility property information to DOR annually
- DOR uses the provided information to accurately calculate utility aid (*shown below*)

Utility Aid Calculation	
1. Net book value, as of December 31, 2024 (including expected additions/retirements)	\$48,422.00
2. Total net book value payment	\$145.27
3. Minimum payment	\$0.00
4. Megawatt capacity	0.0
5. Megawatt capacity payment	\$0.00
6. Closed/decommissioned production plant (phased down) payment	\$0.00
7. Subtotal (sum of Lines 2, 3, 5 and 6)	\$145.27
8. Population cap	\$323,000.00
9. Adjusted subtotal (lesser of Line 7 or Line 8)	\$145.27
10. Adjacent site incentive payment	\$0.00
11. Baseload incentive payment	\$0.00
12. Co-generation incentive payment	\$0.00
13. Alternative energy incentive payment	\$0.00
14. Total incentive payments (sum of Lines 10 through 13)	\$0.00
15. Spent nuclear fuel payment	\$0.00
16. Total Utility Aid – this is the utility aid payment listed on the front of the estimate (sum of Lines 9, 14 and 15)	\$145.27

Supplemental County and Municipal Aid

- Under state law, supplemental county and municipal aid paid to each county and municipality is determined by 2023 Wisconsin Act 12 (sec. 79.037, Wis. Stats.)
- For detailed information, review [county and municipal aid spreadsheet](#)

Supplemental County and Municipal Aid Calculation	
1. Prior year supplemental county and municipal aid	\$42,603.83
2. Increase due to sales tax revenue including adjustments (district changes)	\$979.89
3. Total Supplemental County and Municipal Aid (sum of Lines 1 and 2)	\$43,583.72

Expenditure Restraint Incentive Program

- Only municipalities are eligible to receive Expenditure Restraint Incentive Program (ERIP) payments
- Under state law, in 2025, each municipality will receive a payment that is equal to the amount of the payment received by the municipality in 2024 (sec. 79.05(4), Wis. Stats., from 2023 WI Act 12 – notwithstanding subs. (2) and (3))

Contact Information

If you have questions, contact us at lgs@wisconsin.gov, (608) 266-8618 or (608) 261-5167.



State of Wisconsin • DEPARTMENT OF REVENUE

DIVISION OF STATE AND LOCAL FINANCE • BUREAU OF LOCAL GOVERNMENT SERVICES • 2135 RIMROCK RD MADISON, WI 53713

Mailing Address:
PO Box 8971 #6-97
Madison WI 53708-8971
Fax: (608) 264-6887
lgs@wisconsin.gov

September 13, 2024

LINDA HAWKINS
TOWN OF HAMMOND
P O BOX 177, 1816 COUNTY RD E
HAMMOND WI 54015-0177

Notice of Shared Revenue – 2025 Original Estimate

Notice Information

The Wisconsin Department of Revenue (DOR) is providing the **estimated** shared revenue amounts your local government will receive in 2025 under current state law for county and municipal aid, supplemental county and municipal aid, utility aid and the expenditure restraint incentive program. This does not include adjustments, shown on the July and November payment notices.

District	TOWN OF HAMMOND	County	ST CROIX	Co-muni code	55-018
-----------------	-----------------	---------------	----------	---------------------	--------

Estimate Information

For an explanation of each aid payment listed below, review the additional information in this notice.

2025 Original Estimate	
1. County and municipal aid	\$10,895.31
2. Utility aid	\$34.18
3. Supplemental county and municipal aid	\$76,913.60
4. Expenditure restraint incentive program	\$0.00
5. Total Estimated 2025 Payments (sum of Lines 1-4)	\$87,843.09

Payment Information

Your local government will receive two distributions in 2025 :

- July 28, 2025: 15% of Line 1, 2, and 3 and 100% of Line 4 (*shown above*)
- November 17, 2025: balance of your 2025 aid payments

County and Municipal Aid

Under state law, the county and municipal aid paid to each county and municipality must be equal to the amount determined in 2012 (sec. 79.036, Wis. Stats.) and adjusted for fallen protective services insurance reimbursement (sec. 79.036(4), Wis. Stats.).

County and Municipal Aid Calculation	
1. Prior year county and municipal aid	\$10,651.12
2. Increase due to sales tax revenue, including adjustments (<i>district changes</i>)	\$244.98
3. Fallen protective services insurance adjustment	-\$0.79
4. Fallen protective services insurance reimbursement (<i>reported to DOR</i>)	\$0.00
5. Total County and Municipal Aid (sum of Lines 1-4)	\$10,895.31

Utility Aid

- Under state law, utility aid is distributed to each county and municipality where tax-exempt utility property is located (sec. 79.04, Wis. Stats.)
- Utility companies report utility property information to DOR annually
- DOR uses the provided information to accurately calculate utility aid (*shown below*)

Utility Aid Calculation	
1. Net book value, <i>as of December 31, 2024 (including expected additions/retirements)</i>	\$11,392.00
2. Total net book value payment	\$34.18
3. Minimum payment	\$0.00
4. Megawatt capacity	0.0
5. Megawatt capacity payment	\$0.00
6. Closed/decommissioned production plant (phased down) payment	\$0.00
7. Subtotal (<i>sum of Lines 2, 3, 5 and 6</i>)	\$34.18
8. Population cap	\$1,203,600.00
9. Adjusted subtotal (<i>lesser of Line 7 or Line 8</i>)	\$34.18
10. Adjacent site incentive payment	\$0.00
11. Baseload incentive payment	\$0.00
12. Co-generation incentive payment	\$0.00
13. Alternative energy incentive payment	\$0.00
14. Total incentive payments (<i>sum of Lines 10 through 13</i>)	\$0.00
15. Spent nuclear fuel payment	\$0.00
16. Total Utility Aid – this is the utility aid payment listed on the front of the estimate (<i>sum of Lines 9, 14 and 15</i>)	\$34.18

Supplemental County and Municipal Aid

- Under state law, supplemental county and municipal aid paid to each county and municipality is determined by 2023 Wisconsin Act 12 (sec. 79.037, Wis. Stats.)
- For detailed information, review [county and municipal aid spreadsheet](#)

Supplemental County and Municipal Aid Calculation	
1. Prior year supplemental county and municipal aid	\$75,184.36
2. Increase due to sales tax revenue including adjustments (<i>district changes</i>)	\$1,729.24
3. Total Supplemental County and Municipal Aid (<i>sum of Lines 1 and 2</i>)	\$76,913.60

Expenditure Restraint Incentive Program

- Only municipalities are eligible to receive Expenditure Restraint Incentive Program (ERIP) payments
- Under state law, in 2025, each municipality will receive a payment that is equal to the amount of the payment received by the municipality in 2024 (sec. 79.05(4), Wis. Stats., from 2023 WI Act 12 – notwithstanding subs. (2) and (3))

Contact Information

If you have questions, contact us at lgs@wisconsin.gov, (608) 266-8618 or (608) 261-5167.



State of Wisconsin • DEPARTMENT OF REVENUE

DIVISION OF STATE AND LOCAL FINANCE • BUREAU OF LOCAL GOVERNMENT SERVICES • 2135 RIMROCK RD MADISON, WI 53713

Mailing Address:
PO Box 8971 #6-97
Madison WI 53708-8971
Fax: (608) 264-6887
lgs@wisconsin.gov

September 13, 2024

VICKIE SHAW
TOWN OF HUDSON
980 COUNTY RD A
HUDSON WI 54016-7674

Notice of Shared Revenue – 2025 Original Estimate

Notice Information

The Wisconsin Department of Revenue (DOR) is providing the **estimated** shared revenue amounts your local government will receive in 2025 under current state law for county and municipal aid, supplemental county and municipal aid, utility aid and the expenditure restraint incentive program. This does not include adjustments, shown on the July and November payment notices.

District	TOWN OF HUDSON	County	ST CROIX	Co-muni code	55-020
-----------------	----------------	---------------	----------	---------------------	--------

Estimate Information

For an explanation of each aid payment listed below, review the additional information in this notice.

2025 Original Estimate	
1. County and municipal aid	\$66,240.29
2. Utility aid	\$9,946.39
3. Supplemental county and municipal aid	\$231,566.69
4. Expenditure restraint incentive program	\$0.00
5. Total Estimated 2025 Payments (sum of Lines 1-4)	\$307,753.37

Payment Information

Your local government will receive two distributions in 2025 :

- July 28, 2025: 15% of Line 1, 2, and 3 and 100% of Line 4 (*shown above*)
- November 17, 2025: balance of your 2025 aid payments

County and Municipal Aid

Under state law, the county and municipal aid paid to each county and municipality must be equal to the amount determined in 2012 (sec. 79.036, Wis. Stats.) and adjusted for fallen protective services insurance reimbursement (sec. 79.036(4), Wis. Stats.).

County and Municipal Aid Calculation	
1. Prior year county and municipal aid	\$64,755.70
2. Increase due to sales tax revenue, including adjustments (<i>district changes</i>)	\$1,489.38
3. Fallen protective services insurance adjustment	-\$4.79
4. Fallen protective services insurance reimbursement (<i>reported to DOR</i>)	\$0.00
5. Total County and Municipal Aid (sum of Lines 1-4)	\$66,240.29

Utility Aid

- Under state law, utility aid is distributed to each county and municipality where tax-exempt utility property is located (sec. 79.04, Wis. Stats.)
- Utility companies report utility property information to DOR annually
- DOR uses the provided information to accurately calculate utility aid (*shown below*)

Utility Aid Calculation	
1. Net book value, <i>as of December 31, 2024 (including expected additions/retirements)</i>	\$3,315,462.00
2. Total net book value payment	\$9,946.39
3. Minimum payment	\$0.00
4. Megawatt capacity	0.0
5. Megawatt capacity payment	\$0.00
6. Closed/decommissioned production plant (phased down) payment	\$0.00
7. Subtotal (<i>sum of Lines 2, 3, 5 and 6</i>)	\$9,946.39
8. Population cap	\$3,757,850.00
9. Adjusted subtotal (<i>lesser of Line 7 or Line 8</i>)	\$9,946.39
10. Adjacent site incentive payment	\$0.00
11. Baseload incentive payment	\$0.00
12. Co-generation incentive payment	\$0.00
13. Alternative energy incentive payment	\$0.00
14. Total incentive payments (<i>sum of Lines 10 through 13</i>)	\$0.00
15. Spent nuclear fuel payment	\$0.00
16. Total Utility Aid – this is the utility aid payment listed on the front of the estimate (<i>sum of Lines 9, 14 and 15</i>)	\$9,946.39

Supplemental County and Municipal Aid

- Under state law, supplemental county and municipal aid paid to each county and municipality is determined by 2023 Wisconsin Act 12 (sec. 79.037, Wis. Stats.)
- For detailed information, review [county and municipal aid spreadsheet](#)

Supplemental County and Municipal Aid Calculation	
1. Prior year supplemental county and municipal aid	\$226,360.40
2. Increase due to sales tax revenue including adjustments (<i>district changes</i>)	\$5,206.29
3. Total Supplemental County and Municipal Aid (<i>sum of Lines 1 and 2</i>)	\$231,566.69

Expenditure Restraint Incentive Program

- Only municipalities are eligible to receive Expenditure Restraint Incentive Program (ERIP) payments
- Under state law, in 2025, each municipality will receive a payment that is equal to the amount of the payment received by the municipality in 2024 (sec. 79.05(4), Wis. Stats., from 2023 WI Act 12 – notwithstanding subs. (2) and (3))

Contact Information

If you have questions, contact us at lgs@wisconsin.gov, (608) 266-8618 or (608) 261-5167.



State of Wisconsin • DEPARTMENT OF REVENUE

DIVISION OF STATE AND LOCAL FINANCE • BUREAU OF LOCAL GOVERNMENT SERVICES • 2135 RIMROCK RD MADISON, WI 53713

Mailing Address:
PO Box 8971 #6-97
Madison WI 53708-8971
Fax: (608) 264-6887
lgs@wisconsin.gov

September 13, 2024

NICKY THOMPSON
TOWN OF KINNICKINNIC
1271 COUNTY RD J
RIVER FALLS WI 54022

Notice of Shared Revenue – 2025 Original Estimate

Notice Information

The Wisconsin Department of Revenue (DOR) is providing the **estimated** shared revenue amounts your local government will receive in 2025 under current state law for county and municipal aid, supplemental county and municipal aid, utility aid and the expenditure restraint incentive program. This does not include adjustments, shown on the July and November payment notices.

District	TOWN OF KINNICKINNIC	County	ST CROIX	Co-muni code	55-022
-----------------	----------------------	---------------	----------	---------------------	--------

Estimate Information

For an explanation of each aid payment listed below, review the additional information in this notice.

2025 Original Estimate	
1. County and municipal aid	\$16,983.60
2. Utility aid	\$621.35
3. Supplemental county and municipal aid	\$62,301.01
4. Expenditure restraint incentive program	\$0.00
5. Total Estimated 2025 Payments (sum of Lines 1-4)	\$79,905.96

Payment Information

Your local government will receive two distributions in 2025 :

- July 28, 2025: 15% of Line 1, 2, and 3 and 100% of Line 4 (*shown above*)
- November 17, 2025: balance of your 2025 aid payments

County and Municipal Aid

Under state law, the county and municipal aid paid to each county and municipality must be equal to the amount determined in 2012 (sec. 79.036, Wis. Stats.) and adjusted for fallen protective services insurance reimbursement (sec. 79.036(4), Wis. Stats.).

County and Municipal Aid Calculation	
1. Prior year county and municipal aid	\$16,602.96
2. Increase due to sales tax revenue, including adjustments (<i>district changes</i>)	\$381.87
3. Fallen protective services insurance adjustment	-\$1.23
4. Fallen protective services insurance reimbursement (<i>reported to DOR</i>)	\$0.00
5. Total County and Municipal Aid (sum of Lines 1-4)	\$16,983.60

Utility Aid

- Under state law, utility aid is distributed to each county and municipality where tax-exempt utility property is located (sec. 79.04, Wis. Stats.)
- Utility companies report utility property information to DOR annually
- DOR uses the provided information to accurately calculate utility aid (*shown below*)

Utility Aid Calculation	
1. Net book value, <i>as of December 31, 2024 (including expected additions/retirements)</i>	\$207,118.00
2. Total net book value payment	\$621.35
3. Minimum payment	\$0.00
4. Megawatt capacity	0.0
5. Megawatt capacity payment	\$0.00
6. Closed/decommissioned production plant (phased down) payment	\$0.00
7. Subtotal (<i>sum of Lines 2, 3, 5 and 6</i>)	\$621.35
8. Population cap	\$791,775.00
9. Adjusted subtotal (<i>lesser of Line 7 or Line 8</i>)	\$621.35
10. Adjacent site incentive payment	\$0.00
11. Baseload incentive payment	\$0.00
12. Co-generation incentive payment	\$0.00
13. Alternative energy incentive payment	\$0.00
14. Total incentive payments (<i>sum of Lines 10 through 13</i>)	\$0.00
15. Spent nuclear fuel payment	\$0.00
16. Total Utility Aid – this is the utility aid payment listed on the front of the estimate (<i>sum of Lines 9, 14 and 15</i>)	\$621.35

Supplemental County and Municipal Aid

- Under state law, supplemental county and municipal aid paid to each county and municipality is determined by 2023 Wisconsin Act 12 (sec. 79.037, Wis. Stats.)
- For detailed information, review [county and municipal aid spreadsheet](#)

Supplemental County and Municipal Aid Calculation	
1. Prior year supplemental county and municipal aid	\$60,900.30
2. Increase due to sales tax revenue including adjustments (<i>district changes</i>)	\$1,400.71
3. Total Supplemental County and Municipal Aid (<i>sum of Lines 1 and 2</i>)	\$62,301.01

Expenditure Restraint Incentive Program

- Only municipalities are eligible to receive Expenditure Restraint Incentive Program (ERIP) payments
- Under state law, in 2025, each municipality will receive a payment that is equal to the amount of the payment received by the municipality in 2024 (sec. 79.05(4), Wis. Stats., from 2023 WI Act 12 – notwithstanding subs. (2) and (3))

Contact Information

If you have questions, contact us at lgs@wisconsin.gov, (608) 266-8618 or (608) 261-5167.



State of Wisconsin • DEPARTMENT OF REVENUE

DIVISION OF STATE AND LOCAL FINANCE • BUREAU OF LOCAL GOVERNMENT SERVICES • 2135 RIMROCK RD MADISON, WI 53713

Mailing Address:
PO Box 8971 #6-97
Madison WI 53708-8971
Fax: (608) 264-6887
lgs@wisconsin.gov

September 13, 2024

MEGAN MILLER
TOWN OF PLEASANT VALLEY
1718 30TH AVENUE
HAMMOND WI 54015-5220

Notice of Shared Revenue – 2025 Original Estimate

Notice Information

The Wisconsin Department of Revenue (DOR) is providing the **estimated** shared revenue amounts your local government will receive in 2025 under current state law for county and municipal aid, supplemental county and municipal aid, utility aid and the expenditure restraint incentive program. This does not include adjustments, shown on the July and November payment notices.

District	TOWN OF PLEASANT VALLEY	County	ST CROIX	Co-muni code	55-024
-----------------	-------------------------	---------------	----------	---------------------	--------

Estimate Information

For an explanation of each aid payment listed below, review the additional information in this notice.

2025 Original Estimate	
1. County and municipal aid	\$13,303.61
2. Utility aid	\$0.00
3. Supplemental county and municipal aid	\$40,524.70
4. Expenditure restraint incentive program	\$0.00
5. Total Estimated 2025 Payments (sum of Lines 1-4)	\$53,828.31

Payment Information

Your local government will receive two distributions in 2025 :

- July 28, 2025: 15% of Line 1, 2, and 3 and 100% of Line 4 (*shown above*)
- November 17, 2025: balance of your 2025 aid payments

County and Municipal Aid

Under state law, the county and municipal aid paid to each county and municipality must be equal to the amount determined in 2012 (sec. 79.036, Wis. Stats.) and adjusted for fallen protective services insurance reimbursement (sec. 79.036(4), Wis. Stats.).

County and Municipal Aid Calculation	
1. Prior year county and municipal aid	\$13,005.44
2. Increase due to sales tax revenue, including adjustments (<i>district changes</i>)	\$299.13
3. Fallen protective services insurance adjustment	-\$0.96
4. Fallen protective services insurance reimbursement (<i>reported to DOR</i>)	\$0.00
5. Total County and Municipal Aid (sum of Lines 1-4)	\$13,303.61

Utility Aid

- Under state law, utility aid is distributed to each county and municipality where tax-exempt utility property is located (sec. 79.04, Wis. Stats.)
- Utility companies report utility property information to DOR annually
- DOR uses the provided information to accurately calculate utility aid (*shown below*)

Utility Aid Calculation	
1. Net book value, as of December 31, 2024 (including expected additions/retirements)	\$0.00
2. Total net book value payment	\$0.00
3. Minimum payment	\$0.00
4. Megawatt capacity	0.0
5. Megawatt capacity payment	\$0.00
6. Closed/decommissioned production plant (phased down) payment	\$0.00
7. Subtotal (sum of Lines 2, 3, 5 and 6)	\$0.00
8. Population cap	\$245,650.00
9. Adjusted subtotal (lesser of Line 7 or Line 8)	\$0.00
10. Adjacent site incentive payment	\$0.00
11. Baseload incentive payment	\$0.00
12. Co-generation incentive payment	\$0.00
13. Alternative energy incentive payment	\$0.00
14. Total incentive payments (sum of Lines 10 through 13)	\$0.00
15. Spent nuclear fuel payment	\$0.00
16. Total Utility Aid – this is the utility aid payment listed on the front of the estimate (sum of Lines 9, 14 and 15)	\$0.00

Supplemental County and Municipal Aid

- Under state law, supplemental county and municipal aid paid to each county and municipality is determined by 2023 Wisconsin Act 12 (sec. 79.037, Wis. Stats.)
- For detailed information, review [county and municipal aid spreadsheet](#)

Supplemental County and Municipal Aid Calculation	
1. Prior year supplemental county and municipal aid	\$39,613.59
2. Increase due to sales tax revenue including adjustments (district changes)	\$911.11
3. Total Supplemental County and Municipal Aid (sum of Lines 1 and 2)	\$40,524.70

Expenditure Restraint Incentive Program

- Only municipalities are eligible to receive Expenditure Restraint Incentive Program (ERIP) payments
- Under state law, in 2025, each municipality will receive a payment that is equal to the amount of the payment received by the municipality in 2024 (sec. 79.05(4), Wis. Stats., from 2023 WI Act 12 – notwithstanding subs. (2) and (3))

Contact Information

If you have questions, contact us at lgs@wisconsin.gov, (608) 266-8618 or (608) 261-5167.



State of Wisconsin • DEPARTMENT OF REVENUE

DIVISION OF STATE AND LOCAL FINANCE • BUREAU OF LOCAL GOVERNMENT SERVICES • 2135 RIMROCK RD MADISON, WI 53713

Mailing Address:
PO Box 8971 #6-97
Madison WI 53708-8971
Fax: (608) 264-6887
lgs@wisconsin.gov

September 13, 2024

PATRICK EARLEY
TOWN OF RICHMOND
1453 COUNTY ROAD GG
NEW RICHMOND WI 54017

Notice of Shared Revenue – 2025 Original Estimate

Notice Information

The Wisconsin Department of Revenue (DOR) is providing the **estimated** shared revenue amounts your local government will receive in 2025 under current state law for county and municipal aid, supplemental county and municipal aid, utility aid and the expenditure restraint incentive program. This does not include adjustments, shown on the July and November payment notices.

District	TOWN OF RICHMOND	County	ST CROIX	Co-muni code	55-026
-----------------	------------------	---------------	----------	---------------------	--------

Estimate Information

For an explanation of each aid payment listed below, review the additional information in this notice.

2025 Original Estimate	
1. County and municipal aid	\$23,892.92
2. Utility aid	\$2,440.77
3. Supplemental county and municipal aid	\$103,970.71
4. Expenditure restraint incentive program	\$0.00
5. Total Estimated 2025 Payments (sum of Lines 1-4)	\$130,304.40

Payment Information

Your local government will receive two distributions in 2025 :

- July 28, 2025: 15% of Line 1, 2, and 3 and 100% of Line 4 (*shown above*)
- November 17, 2025: balance of your 2025 aid payments

County and Municipal Aid

Under state law, the county and municipal aid paid to each county and municipality must be equal to the amount determined in 2012 (sec. 79.036, Wis. Stats.) and adjusted for fallen protective services insurance reimbursement (sec. 79.036(4), Wis. Stats.).

County and Municipal Aid Calculation	
1. Prior year county and municipal aid	\$23,357.43
2. Increase due to sales tax revenue, including adjustments (<i>district changes</i>)	\$537.22
3. Fallen protective services insurance adjustment	-\$1.73
4. Fallen protective services insurance reimbursement (<i>reported to DOR</i>)	\$0.00
5. Total County and Municipal Aid (sum of Lines 1-4)	\$23,892.92

Utility Aid

- Under state law, utility aid is distributed to each county and municipality where tax-exempt utility property is located (sec. 79.04, Wis. Stats.)
- Utility companies report utility property information to DOR annually
- DOR uses the provided information to accurately calculate utility aid (*shown below*)

Utility Aid Calculation	
1. Net book value, <i>as of December 31, 2024 (including expected additions/retirements)</i>	\$813,589.00
2. Total net book value payment	\$2,440.77
3. Minimum payment	\$0.00
4. Megawatt capacity	0.0
5. Megawatt capacity payment	\$0.00
6. Closed/decommissioned production plant (phased down) payment	\$0.00
7. Subtotal (<i>sum of Lines 2, 3, 5 and 6</i>)	\$2,440.77
8. Population cap	\$1,936,725.00
9. Adjusted subtotal (<i>lesser of Line 7 or Line 8</i>)	\$2,440.77
10. Adjacent site incentive payment	\$0.00
11. Baseload incentive payment	\$0.00
12. Co-generation incentive payment	\$0.00
13. Alternative energy incentive payment	\$0.00
14. Total incentive payments (<i>sum of Lines 10 through 13</i>)	\$0.00
15. Spent nuclear fuel payment	\$0.00
16. Total Utility Aid – this is the utility aid payment listed on the front of the estimate (<i>sum of Lines 9, 14 and 15</i>)	\$2,440.77

Supplemental County and Municipal Aid

- Under state law, supplemental county and municipal aid paid to each county and municipality is determined by 2023 Wisconsin Act 12 (sec. 79.037, Wis. Stats.)
- For detailed information, review [county and municipal aid spreadsheet](#)

Supplemental County and Municipal Aid Calculation	
1. Prior year supplemental county and municipal aid	\$101,633.15
2. Increase due to sales tax revenue including adjustments (<i>district changes</i>)	\$2,337.56
3. Total Supplemental County and Municipal Aid (<i>sum of Lines 1 and 2</i>)	\$103,970.71

Expenditure Restraint Incentive Program

- Only municipalities are eligible to receive Expenditure Restraint Incentive Program (ERIP) payments
- Under state law, in 2025, each municipality will receive a payment that is equal to the amount of the payment received by the municipality in 2024 (sec. 79.05(4), Wis. Stats., from 2023 WI Act 12 – notwithstanding subs. (2) and (3))

Contact Information

If you have questions, contact us at lgs@wisconsin.gov, (608) 266-8618 or (608) 261-5167.



State of Wisconsin • DEPARTMENT OF REVENUE

DIVISION OF STATE AND LOCAL FINANCE • BUREAU OF LOCAL GOVERNMENT SERVICES • 2135 RIMROCK RD MADISON, WI 53713

Mailing Address:
PO Box 8971 #6-97
Madison WI 53708-8971
Fax: (608) 264-6887
lgs@wisconsin.gov

September 13, 2024

SANDI HAZER
TOWN OF RUSH RIVER
1829 30TH AVE
BALDWIN WI 54002

Notice of Shared Revenue – 2025 Original Estimate

Notice Information

The Wisconsin Department of Revenue (DOR) is providing the **estimated** shared revenue amounts your local government will receive in 2025 under current state law for county and municipal aid, supplemental county and municipal aid, utility aid and the expenditure restraint incentive program. This does not include adjustments, shown on the July and November payment notices.

District	TOWN OF RUSH RIVER	County	ST CROIX	Co-muni code	55-028
-----------------	--------------------	---------------	----------	---------------------	--------

Estimate Information

For an explanation of each aid payment listed below, review the additional information in this notice.

2025 Original Estimate	
1. County and municipal aid	\$12,210.09
2. Utility aid	\$0.00
3. Supplemental county and municipal aid	\$39,338.73
4. Expenditure restraint incentive program	\$0.00
5. Total Estimated 2025 Payments (sum of Lines 1-4)	\$51,548.82

Payment Information

Your local government will receive two distributions in 2025 :

- July 28, 2025: 15% of Line 1, 2, and 3 and 100% of Line 4 (*shown above*)
- November 17, 2025: balance of your 2025 aid payments

County and Municipal Aid

Under state law, the county and municipal aid paid to each county and municipality must be equal to the amount determined in 2012 (sec. 79.036, Wis. Stats.) and adjusted for fallen protective services insurance reimbursement (sec. 79.036(4), Wis. Stats.).

County and Municipal Aid Calculation	
1. Prior year county and municipal aid	\$11,936.43
2. Increase due to sales tax revenue, including adjustments (<i>district changes</i>)	\$274.54
3. Fallen protective services insurance adjustment	-\$0.88
4. Fallen protective services insurance reimbursement (<i>reported to DOR</i>)	\$0.00
5. Total County and Municipal Aid (sum of Lines 1-4)	\$12,210.09

Utility Aid

- Under state law, utility aid is distributed to each county and municipality where tax-exempt utility property is located (sec. 79.04, Wis. Stats.)
- Utility companies report utility property information to DOR annually
- DOR uses the provided information to accurately calculate utility aid (*shown below*)

Utility Aid Calculation	
1. Net book value, <i>as of December 31, 2024 (including expected additions/retirements)</i>	\$0.00
2. Total net book value payment	\$0.00
3. Minimum payment	\$0.00
4. Megawatt capacity	0.0
5. Megawatt capacity payment	\$0.00
6. Closed/decommissioned production plant (phased down) payment	\$0.00
7. Subtotal (<i>sum of Lines 2, 3, 5 and 6</i>)	\$0.00
8. Population cap	\$211,225.00
9. Adjusted subtotal (<i>lesser of Line 7 or Line 8</i>)	\$0.00
10. Adjacent site incentive payment	\$0.00
11. Baseload incentive payment	\$0.00
12. Co-generation incentive payment	\$0.00
13. Alternative energy incentive payment	\$0.00
14. Total incentive payments (<i>sum of Lines 10 through 13</i>)	\$0.00
15. Spent nuclear fuel payment	\$0.00
16. Total Utility Aid – this is the utility aid payment listed on the front of the estimate (<i>sum of Lines 9, 14 and 15</i>)	\$0.00

Supplemental County and Municipal Aid

- Under state law, supplemental county and municipal aid paid to each county and municipality is determined by 2023 Wisconsin Act 12 (sec. 79.037, Wis. Stats.)
- For detailed information, review [county and municipal aid spreadsheet](#)

Supplemental County and Municipal Aid Calculation	
1. Prior year supplemental county and municipal aid	\$38,454.28
2. Increase due to sales tax revenue including adjustments (<i>district changes</i>)	\$884.45
3. Total Supplemental County and Municipal Aid (<i>sum of Lines 1 and 2</i>)	\$39,338.73

Expenditure Restraint Incentive Program

- Only municipalities are eligible to receive Expenditure Restraint Incentive Program (ERIP) payments
- Under state law, in 2025, each municipality will receive a payment that is equal to the amount of the payment received by the municipality in 2024 (sec. 79.05(4), Wis. Stats., from 2023 WI Act 12 – notwithstanding subs. (2) and (3))

Contact Information

If you have questions, contact us at lgs@wisconsin.gov, (608) 266-8618 or (608) 261-5167.



State of Wisconsin • DEPARTMENT OF REVENUE

DIVISION OF STATE AND LOCAL FINANCE • BUREAU OF LOCAL GOVERNMENT SERVICES • 2135 RIMROCK RD MADISON, WI 53713

Mailing Address:
PO Box 8971 #6-97
Madison WI 53708-8971
Fax: (608) 264-6887
lgs@wisconsin.gov

September 13, 2024

TERI KELLY
TOWN OF SAINT JOSEPH
1337 COUNTY RD V
HUDSON WI 54016-6712

Notice of Shared Revenue – 2025 Original Estimate

Notice Information

The Wisconsin Department of Revenue (DOR) is providing the **estimated** shared revenue amounts your local government will receive in 2025 under current state law for county and municipal aid, supplemental county and municipal aid, utility aid and the expenditure restraint incentive program. This does not include adjustments, shown on the July and November payment notices.

District	TOWN OF SAINT JOSEPH	County	ST CROIX	Co-muni code	55-030
-----------------	----------------------	---------------	----------	---------------------	--------

Estimate Information

For an explanation of each aid payment listed below, review the additional information in this notice.

2025 Original Estimate	
1. County and municipal aid	\$39,286.93
2. Utility aid	\$73.78
3. Supplemental county and municipal aid	\$104,826.07
4. Expenditure restraint incentive program	\$0.00
5. Total Estimated 2025 Payments (sum of Lines 1-4)	\$144,186.78

Payment Information

Your local government will receive two distributions in 2025 :

- July 28, 2025: 15% of Line 1, 2, and 3 and 100% of Line 4 (*shown above*)
- November 17, 2025: balance of your 2025 aid payments

County and Municipal Aid

Under state law, the county and municipal aid paid to each county and municipality must be equal to the amount determined in 2012 (sec. 79.036, Wis. Stats.) and adjusted for fallen protective services insurance reimbursement (sec. 79.036(4), Wis. Stats.).

County and Municipal Aid Calculation	
1. Prior year county and municipal aid	\$38,406.42
2. Increase due to sales tax revenue, including adjustments (<i>district changes</i>)	\$883.35
3. Fallen protective services insurance adjustment	-\$2.84
4. Fallen protective services insurance reimbursement (<i>reported to DOR</i>)	\$0.00
5. Total County and Municipal Aid (sum of Lines 1-4)	\$39,286.93

Utility Aid

- Under state law, utility aid is distributed to each county and municipality where tax-exempt utility property is located (sec. 79.04, Wis. Stats.)
- Utility companies report utility property information to DOR annually
- DOR uses the provided information to accurately calculate utility aid (*shown below*)

Utility Aid Calculation	
1. Net book value, <i>as of December 31, 2024 (including expected additions/retirements)</i>	\$24,592.00
2. Total net book value payment	\$73.78
3. Minimum payment	\$0.00
4. Megawatt capacity	0.0
5. Megawatt capacity payment	\$0.00
6. Closed/decommissioned production plant (phased down) payment	\$0.00
7. Subtotal (<i>sum of Lines 2, 3, 5 and 6</i>)	\$73.78
8. Population cap	\$1,901,450.00
9. Adjusted subtotal (<i>lesser of Line 7 or Line 8</i>)	\$73.78
10. Adjacent site incentive payment	\$0.00
11. Baseload incentive payment	\$0.00
12. Co-generation incentive payment	\$0.00
13. Alternative energy incentive payment	\$0.00
14. Total incentive payments (<i>sum of Lines 10 through 13</i>)	\$0.00
15. Spent nuclear fuel payment	\$0.00
16. Total Utility Aid – this is the utility aid payment listed on the front of the estimate (<i>sum of Lines 9, 14 and 15</i>)	\$73.78

Supplemental County and Municipal Aid

- Under state law, supplemental county and municipal aid paid to each county and municipality is determined by 2023 Wisconsin Act 12 (sec. 79.037, Wis. Stats.)
- For detailed information, review [county and municipal aid spreadsheet](#)

Supplemental County and Municipal Aid Calculation	
1. Prior year supplemental county and municipal aid	\$102,469.28
2. Increase due to sales tax revenue including adjustments (<i>district changes</i>)	\$2,356.79
3. Total Supplemental County and Municipal Aid (<i>sum of Lines 1 and 2</i>)	\$104,826.07

Expenditure Restraint Incentive Program

- Only municipalities are eligible to receive Expenditure Restraint Incentive Program (ERIP) payments
- Under state law, in 2025, each municipality will receive a payment that is equal to the amount of the payment received by the municipality in 2024 (sec. 79.05(4), Wis. Stats., from 2023 WI Act 12 – notwithstanding subs. (2) and (3))

Contact Information

If you have questions, contact us at lgs@wisconsin.gov, (608) 266-8618 or (608) 261-5167.



State of Wisconsin • DEPARTMENT OF REVENUE

DIVISION OF STATE AND LOCAL FINANCE • BUREAU OF LOCAL GOVERNMENT SERVICES • 2135 RIMROCK RD MADISON, WI 53713

Mailing Address:
PO Box 8971 #6-97
Madison WI 53708-8971
Fax: (608) 264-6887
lgs@wisconsin.gov

September 13, 2024

JERI KOESTER
TOWN OF SOMERSET
PO BOX 248
SOMERSET WI 54025-0248

Notice of Shared Revenue – 2025 Original Estimate

Notice Information

The Wisconsin Department of Revenue (DOR) is providing the **estimated** shared revenue amounts your local government will receive in 2025 under current state law for county and municipal aid, supplemental county and municipal aid, utility aid and the expenditure restraint incentive program. This does not include adjustments, shown on the July and November payment notices.

District	TOWN OF SOMERSET	County	ST CROIX	Co-muni code	55-032
-----------------	------------------	---------------	----------	---------------------	--------

Estimate Information

For an explanation of each aid payment listed below, review the additional information in this notice.

2025 Original Estimate	
1. County and municipal aid	\$30,044.41
2. Utility aid	\$5,887.78
3. Supplemental county and municipal aid	\$106,519.53
4. Expenditure restraint incentive program	\$0.00
5. Total Estimated 2025 Payments (sum of Lines 1-4)	\$142,451.72

Payment Information

Your local government will receive two distributions in 2025 :

- July 28, 2025: 15% of Line 1, 2, and 3 and 100% of Line 4 (*shown above*)
- November 17, 2025: balance of your 2025 aid payments

County and Municipal Aid

Under state law, the county and municipal aid paid to each county and municipality must be equal to the amount determined in 2012 (sec. 79.036, Wis. Stats.) and adjusted for fallen protective services insurance reimbursement (sec. 79.036(4), Wis. Stats.).

County and Municipal Aid Calculation	
1. Prior year county and municipal aid	\$29,371.05
2. Increase due to sales tax revenue, including adjustments (<i>district changes</i>)	\$675.53
3. Fallen protective services insurance adjustment	-\$2.17
4. Fallen protective services insurance reimbursement (<i>reported to DOR</i>)	\$0.00
5. Total County and Municipal Aid (sum of Lines 1-4)	\$30,044.41

Utility Aid

- Under state law, utility aid is distributed to each county and municipality where tax-exempt utility property is located (sec. 79.04, Wis. Stats.)
- Utility companies report utility property information to DOR annually
- DOR uses the provided information to accurately calculate utility aid (*shown below*)

Utility Aid Calculation	
1. Net book value, <i>as of December 31, 2024 (including expected additions/retirements)</i>	\$301,484.00
2. Total net book value payment	\$904.45
3. Minimum payment	\$0.00
4. Megawatt capacity	2.3
5. Megawatt capacity payment	\$1,533.33
6. Closed/decommissioned production plant (phased down) payment	\$0.00
7. Subtotal (<i>sum of Lines 2, 3, 5 and 6</i>)	\$2,437.78
8. Population cap	\$1,937,575.00
9. Adjusted subtotal (<i>lesser of Line 7 or Line 8</i>)	\$2,437.78
10. Adjacent site incentive payment	\$0.00
11. Baseload incentive payment	\$0.00
12. Co-generation incentive payment	\$0.00
13. Alternative energy incentive payment	\$3,450.00
14. Total incentive payments (<i>sum of Lines 10 through 13</i>)	\$3,450.00
15. Spent nuclear fuel payment	\$0.00
16. Total Utility Aid – this is the utility aid payment listed on the front of the estimate (<i>sum of Lines 9, 14 and 15</i>)	\$5,887.78

Supplemental County and Municipal Aid

- Under state law, supplemental county and municipal aid paid to each county and municipality is determined by 2023 Wisconsin Act 12 (sec. 79.037, Wis. Stats.)
- For detailed information, review [county and municipal aid spreadsheet](#)

Supplemental County and Municipal Aid Calculation	
1. Prior year supplemental county and municipal aid	\$104,124.66
2. Increase due to sales tax revenue including adjustments (<i>district changes</i>)	\$2,394.87
3. Total Supplemental County and Municipal Aid (<i>sum of Lines 1 and 2</i>)	\$106,519.53

Expenditure Restraint Incentive Program

- Only municipalities are eligible to receive Expenditure Restraint Incentive Program (ERIP) payments
- Under state law, in 2025, each municipality will receive a payment that is equal to the amount of the payment received by the municipality in 2024 (sec. 79.05(4), Wis. Stats., from 2023 WI Act 12 – notwithstanding subs. (2) and (3))

Contact Information

If you have questions, contact us at lgs@wisconsin.gov, (608) 266-8618 or (608) 261-5167.



State of Wisconsin • DEPARTMENT OF REVENUE

DIVISION OF STATE AND LOCAL FINANCE • BUREAU OF LOCAL GOVERNMENT SERVICES • 2135 RIMROCK RD MADISON, WI 53713

Mailing Address:
PO Box 8971 #6-97
Madison WI 53708-8971
Fax: (608) 264-6887
lgs@wisconsin.gov

September 13, 2024

SHERI ERICKSON
TOWN OF SPRINGFIELD
856 310TH ST
GLENWOOD CITY WI 54013

Notice of Shared Revenue – 2025 Original Estimate

Notice Information

The Wisconsin Department of Revenue (DOR) is providing the **estimated** shared revenue amounts your local government will receive in 2025 under current state law for county and municipal aid, supplemental county and municipal aid, utility aid and the expenditure restraint incentive program. This does not include adjustments, shown on the July and November payment notices.

District	TOWN OF SPRINGFIELD	County	ST CROIX	Co-muni code	55-034
-----------------	---------------------	---------------	----------	---------------------	--------

Estimate Information

For an explanation of each aid payment listed below, review the additional information in this notice.

2025 Original Estimate	
1. County and municipal aid	\$44,045.42
2. Utility aid	\$0.00
3. Supplemental county and municipal aid	\$47,947.65
4. Expenditure restraint incentive program	\$0.00
5. Total Estimated 2025 Payments (sum of Lines 1-4)	\$91,993.07

Payment Information

Your local government will receive two distributions in 2025 :

- July 28, 2025: 15% of Line 1, 2, and 3 and 100% of Line 4 (*shown above*)
- November 17, 2025: balance of your 2025 aid payments

County and Municipal Aid

Under state law, the county and municipal aid paid to each county and municipality must be equal to the amount determined in 2012 (sec. 79.036, Wis. Stats.) and adjusted for fallen protective services insurance reimbursement (sec. 79.036(4), Wis. Stats.).

County and Municipal Aid Calculation	
1. Prior year county and municipal aid	\$43,058.26
2. Increase due to sales tax revenue, including adjustments (<i>district changes</i>)	\$990.34
3. Fallen protective services insurance adjustment	-\$3.18
4. Fallen protective services insurance reimbursement (<i>reported to DOR</i>)	\$0.00
5. Total County and Municipal Aid (sum of Lines 1-4)	\$44,045.42

Utility Aid

- Under state law, utility aid is distributed to each county and municipality where tax-exempt utility property is located (sec. 79.04, Wis. Stats.)
- Utility companies report utility property information to DOR annually
- DOR uses the provided information to accurately calculate utility aid (*shown below*)

Utility Aid Calculation	
1. Net book value, <i>as of December 31, 2024 (including expected additions/retirements)</i>	\$0.00
2. Total net book value payment	\$0.00
3. Minimum payment	\$0.00
4. Megawatt capacity	0.0
5. Megawatt capacity payment	\$0.00
6. Closed/decommissioned production plant (phased down) payment	\$0.00
7. Subtotal (<i>sum of Lines 2, 3, 5 and 6</i>)	\$0.00
8. Population cap	\$433,075.00
9. Adjusted subtotal (<i>lesser of Line 7 or Line 8</i>)	\$0.00
10. Adjacent site incentive payment	\$0.00
11. Baseload incentive payment	\$0.00
12. Co-generation incentive payment	\$0.00
13. Alternative energy incentive payment	\$0.00
14. Total incentive payments (<i>sum of Lines 10 through 13</i>)	\$0.00
15. Spent nuclear fuel payment	\$0.00
16. Total Utility Aid – this is the utility aid payment listed on the front of the estimate (<i>sum of Lines 9, 14 and 15</i>)	\$0.00

Supplemental County and Municipal Aid

- Under state law, supplemental county and municipal aid paid to each county and municipality is determined by 2023 Wisconsin Act 12 (sec. 79.037, Wis. Stats.)
- For detailed information, review [county and municipal aid spreadsheet](#)

Supplemental County and Municipal Aid Calculation	
1. Prior year supplemental county and municipal aid	\$46,869.65
2. Increase due to sales tax revenue including adjustments (<i>district changes</i>)	\$1,078.00
3. Total Supplemental County and Municipal Aid (<i>sum of Lines 1 and 2</i>)	\$47,947.65

Expenditure Restraint Incentive Program

- Only municipalities are eligible to receive Expenditure Restraint Incentive Program (ERIP) payments
- Under state law, in 2025, each municipality will receive a payment that is equal to the amount of the payment received by the municipality in 2024 (sec. 79.05(4), Wis. Stats., from 2023 WI Act 12 – notwithstanding subs. (2) and (3))

Contact Information

If you have questions, contact us at lgs@wisconsin.gov, (608) 266-8618 or (608) 261-5167.



State of Wisconsin • DEPARTMENT OF REVENUE

DIVISION OF STATE AND LOCAL FINANCE • BUREAU OF LOCAL GOVERNMENT SERVICES • 2135 RIMROCK RD MADISON, WI 53713

Mailing Address:
PO Box 8971 #6-97
Madison WI 53708-8971
Fax: (608) 264-6887
lgs@wisconsin.gov

September 13, 2024

ASHLEY O'FLANAGAN
TOWN OF STANTON
2245 COUNTY RD T
DEER PARK WI 54007-7307

Notice of Shared Revenue – 2025 Original Estimate

Notice Information

The Wisconsin Department of Revenue (DOR) is providing the **estimated** shared revenue amounts your local government will receive in 2025 under current state law for county and municipal aid, supplemental county and municipal aid, utility aid and the expenditure restraint incentive program. This does not include adjustments, shown on the July and November payment notices.

District	TOWN OF STANTON	County	ST CROIX	Co-muni code	55-036
-----------------	-----------------	---------------	----------	---------------------	--------

Estimate Information

For an explanation of each aid payment listed below, review the additional information in this notice.

2025 Original Estimate	
1. County and municipal aid	\$32,834.27
2. Utility aid	\$3,674.40
3. Supplemental county and municipal aid	\$46,298.45
4. Expenditure restraint incentive program	\$0.00
5. Total Estimated 2025 Payments (sum of Lines 1-4)	\$82,807.12

Payment Information

Your local government will receive two distributions in 2025 :

- July 28, 2025: 15% of Line 1, 2, and 3 and 100% of Line 4 (*shown above*)
- November 17, 2025: balance of your 2025 aid payments

County and Municipal Aid

Under state law, the county and municipal aid paid to each county and municipality must be equal to the amount determined in 2012 (sec. 79.036, Wis. Stats.) and adjusted for fallen protective services insurance reimbursement (sec. 79.036(4), Wis. Stats.).

County and Municipal Aid Calculation	
1. Prior year county and municipal aid	\$32,098.38
2. Increase due to sales tax revenue, including adjustments (<i>district changes</i>)	\$738.26
3. Fallen protective services insurance adjustment	-\$2.37
4. Fallen protective services insurance reimbursement (<i>reported to DOR</i>)	\$0.00
5. Total County and Municipal Aid (sum of Lines 1-4)	\$32,834.27

Utility Aid

- Under state law, utility aid is distributed to each county and municipality where tax-exempt utility property is located (sec. 79.04, Wis. Stats.)
- Utility companies report utility property information to DOR annually
- DOR uses the provided information to accurately calculate utility aid (*shown below*)

Utility Aid Calculation	
1. Net book value, <i>as of December 31, 2024 (including expected additions/retirements)</i>	\$1,224,800.00
2. Total net book value payment	\$3,674.40
3. Minimum payment	\$0.00
4. Megawatt capacity	0.0
5. Megawatt capacity payment	\$0.00
6. Closed/decommissioned production plant (phased down) payment	\$0.00
7. Subtotal (<i>sum of Lines 2, 3, 5 and 6</i>)	\$3,674.40
8. Population cap	\$378,675.00
9. Adjusted subtotal (<i>lesser of Line 7 or Line 8</i>)	\$3,674.40
10. Adjacent site incentive payment	\$0.00
11. Baseload incentive payment	\$0.00
12. Co-generation incentive payment	\$0.00
13. Alternative energy incentive payment	\$0.00
14. Total incentive payments (<i>sum of Lines 10 through 13</i>)	\$0.00
15. Spent nuclear fuel payment	\$0.00
16. Total Utility Aid – this is the utility aid payment listed on the front of the estimate (<i>sum of Lines 9, 14 and 15</i>)	\$3,674.40

Supplemental County and Municipal Aid

- Under state law, supplemental county and municipal aid paid to each county and municipality is determined by 2023 Wisconsin Act 12 (sec. 79.037, Wis. Stats.)
- For detailed information, review [county and municipal aid spreadsheet](#)

Supplemental County and Municipal Aid Calculation	
1. Prior year supplemental county and municipal aid	\$45,257.53
2. Increase due to sales tax revenue including adjustments (<i>district changes</i>)	\$1,040.92
3. Total Supplemental County and Municipal Aid (<i>sum of Lines 1 and 2</i>)	\$46,298.45

Expenditure Restraint Incentive Program

- Only municipalities are eligible to receive Expenditure Restraint Incentive Program (ERIP) payments
- Under state law, in 2025, each municipality will receive a payment that is equal to the amount of the payment received by the municipality in 2024 (sec. 79.05(4), Wis. Stats., from 2023 WI Act 12 – notwithstanding subs. (2) and (3))

Contact Information

If you have questions, contact us at lgs@wisconsin.gov, (608) 266-8618 or (608) 261-5167.



State of Wisconsin • DEPARTMENT OF REVENUE

DIVISION OF STATE AND LOCAL FINANCE • BUREAU OF LOCAL GOVERNMENT SERVICES • 2135 RIMROCK RD MADISON, WI 53713

Mailing Address:
PO Box 8971 #6-97
Madison WI 53708-8971
Fax: (608) 264-6887
lgs@wisconsin.gov

September 13, 2024

ANDREA NEUMANN
TOWN OF STAR PRAIRIE
2118 COOK DRIVE
SOMERSET WI 54025-7551

Notice of Shared Revenue – 2025 Original Estimate

Notice Information

The Wisconsin Department of Revenue (DOR) is providing the **estimated** shared revenue amounts your local government will receive in 2025 under current state law for county and municipal aid, supplemental county and municipal aid, utility aid and the expenditure restraint incentive program. This does not include adjustments, shown on the July and November payment notices.

District	TOWN OF STAR PRAIRIE	County	ST CROIX	Co-muni code	55-038
-----------------	----------------------	---------------	----------	---------------------	--------

Estimate Information

For an explanation of each aid payment listed below, review the additional information in this notice.

2025 Original Estimate	
1. County and municipal aid	\$29,147.26
2. Utility aid	\$9,915.59
3. Supplemental county and municipal aid	\$95,533.97
4. Expenditure restraint incentive program	\$0.00
5. Total Estimated 2025 Payments (sum of Lines 1-4)	\$134,596.82

Payment Information

Your local government will receive two distributions in 2025 :

- July 28, 2025: 15% of Line 1, 2, and 3 and 100% of Line 4 (*shown above*)
- November 17, 2025: balance of your 2025 aid payments

County and Municipal Aid

Under state law, the county and municipal aid paid to each county and municipality must be equal to the amount determined in 2012 (sec. 79.036, Wis. Stats.) and adjusted for fallen protective services insurance reimbursement (sec. 79.036(4), Wis. Stats.).

County and Municipal Aid Calculation	
1. Prior year county and municipal aid	\$28,494.01
2. Increase due to sales tax revenue, including adjustments (<i>district changes</i>)	\$655.36
3. Fallen protective services insurance adjustment	-\$2.11
4. Fallen protective services insurance reimbursement (<i>reported to DOR</i>)	\$0.00
5. Total County and Municipal Aid (sum of Lines 1-4)	\$29,147.26

Utility Aid

- Under state law, utility aid is distributed to each county and municipality where tax-exempt utility property is located (sec. 79.04, Wis. Stats.)
- Utility companies report utility property information to DOR annually
- DOR uses the provided information to accurately calculate utility aid (*shown below*)

Utility Aid Calculation	
1. Net book value, <i>as of December 31, 2024 (including expected additions/retirements)</i>	\$3,305,198.00
2. Total net book value payment	\$9,915.59
3. Minimum payment	\$0.00
4. Megawatt capacity	0.0
5. Megawatt capacity payment	\$0.00
6. Closed/decommissioned production plant (phased down) payment	\$0.00
7. Subtotal (<i>sum of Lines 2, 3, 5 and 6</i>)	\$9,915.59
8. Population cap	\$1,635,825.00
9. Adjusted subtotal (<i>lesser of Line 7 or Line 8</i>)	\$9,915.59
10. Adjacent site incentive payment	\$0.00
11. Baseload incentive payment	\$0.00
12. Co-generation incentive payment	\$0.00
13. Alternative energy incentive payment	\$0.00
14. Total incentive payments (<i>sum of Lines 10 through 13</i>)	\$0.00
15. Spent nuclear fuel payment	\$0.00
16. Total Utility Aid – this is the utility aid payment listed on the front of the estimate (<i>sum of Lines 9, 14 and 15</i>)	\$9,915.59

Supplemental County and Municipal Aid

- Under state law, supplemental county and municipal aid paid to each county and municipality is determined by 2023 Wisconsin Act 12 (sec. 79.037, Wis. Stats.)
- For detailed information, review [county and municipal aid spreadsheet](#)

Supplemental County and Municipal Aid Calculation	
1. Prior year supplemental county and municipal aid	\$93,386.09
2. Increase due to sales tax revenue including adjustments (<i>district changes</i>)	\$2,147.88
3. Total Supplemental County and Municipal Aid (<i>sum of Lines 1 and 2</i>)	\$95,533.97

Expenditure Restraint Incentive Program

- Only municipalities are eligible to receive Expenditure Restraint Incentive Program (ERIP) payments
- Under state law, in 2025, each municipality will receive a payment that is equal to the amount of the payment received by the municipality in 2024 (sec. 79.05(4), Wis. Stats., from 2023 WI Act 12 – notwithstanding subs. (2) and (3))

Contact Information

If you have questions, contact us at lgs@wisconsin.gov, (608) 266-8618 or (608) 261-5167.



State of Wisconsin • DEPARTMENT OF REVENUE

DIVISION OF STATE AND LOCAL FINANCE • BUREAU OF LOCAL GOVERNMENT SERVICES • 2135 RIMROCK RD MADISON, WI 53713

Mailing Address:
PO Box 8971 #6-97
Madison WI 53708-8971
Fax: (608) 264-6887
lgs@wisconsin.gov

September 13, 2024

KELLY NEIDERMYER
TOWN OF TROY
654 GLOVER RD
HUDSON WI 54016-8201

Notice of Shared Revenue – 2025 Original Estimate

Notice Information

The Wisconsin Department of Revenue (DOR) is providing the **estimated** shared revenue amounts your local government will receive in 2025 under current state law for county and municipal aid, supplemental county and municipal aid, utility aid and the expenditure restraint incentive program. This does not include adjustments, shown on the July and November payment notices.

District	TOWN OF TROY	County	ST CROIX	Co-muni code	55-040
-----------------	--------------	---------------	----------	---------------------	--------

Estimate Information

For an explanation of each aid payment listed below, review the additional information in this notice.

2025 Original Estimate	
1. County and municipal aid	\$42,304.15
2. Utility aid	\$1,761.81
3. Supplemental county and municipal aid	\$155,389.22
4. Expenditure restraint incentive program	\$0.00
5. Total Estimated 2025 Payments (sum of Lines 1-4)	\$199,455.18

Payment Information

Your local government will receive two distributions in 2025 :

- July 28, 2025: 15% of Line 1, 2, and 3 and 100% of Line 4 (*shown above*)
- November 17, 2025: balance of your 2025 aid payments

County and Municipal Aid

Under state law, the county and municipal aid paid to each county and municipality must be equal to the amount determined in 2012 (sec. 79.036, Wis. Stats.) and adjusted for fallen protective services insurance reimbursement (sec. 79.036(4), Wis. Stats.).

County and Municipal Aid Calculation	
1. Prior year county and municipal aid	\$41,356.02
2. Increase due to sales tax revenue, including adjustments (<i>district changes</i>)	\$951.19
3. Fallen protective services insurance adjustment	-\$3.06
4. Fallen protective services insurance reimbursement (<i>reported to DOR</i>)	\$0.00
5. Total County and Municipal Aid (sum of Lines 1-4)	\$42,304.15

Utility Aid

- Under state law, utility aid is distributed to each county and municipality where tax-exempt utility property is located (sec. 79.04, Wis. Stats.)
- Utility companies report utility property information to DOR annually
- DOR uses the provided information to accurately calculate utility aid (*shown below*)

Utility Aid Calculation	
1. Net book value, as of December 31, 2024 (including expected additions/retirements)	\$587,269.00
2. Total net book value payment	\$1,761.81
3. Minimum payment	\$0.00
4. Megawatt capacity	0.0
5. Megawatt capacity payment	\$0.00
6. Closed/decommissioned production plant (phased down) payment	\$0.00
7. Subtotal (sum of Lines 2, 3, 5 and 6)	\$1,761.81
8. Population cap	\$2,378,725.00
9. Adjusted subtotal (lesser of Line 7 or Line 8)	\$1,761.81
10. Adjacent site incentive payment	\$0.00
11. Baseload incentive payment	\$0.00
12. Co-generation incentive payment	\$0.00
13. Alternative energy incentive payment	\$0.00
14. Total incentive payments (sum of Lines 10 through 13)	\$0.00
15. Spent nuclear fuel payment	\$0.00
16. Total Utility Aid – this is the utility aid payment listed on the front of the estimate (sum of Lines 9, 14 and 15)	\$1,761.81

Supplemental County and Municipal Aid

- Under state law, supplemental county and municipal aid paid to each county and municipality is determined by 2023 Wisconsin Act 12 (sec. 79.037, Wis. Stats.)
- For detailed information, review [county and municipal aid spreadsheet](#)

Supplemental County and Municipal Aid Calculation	
1. Prior year supplemental county and municipal aid	\$151,895.62
2. Increase due to sales tax revenue including adjustments (district changes)	\$3,493.60
3. Total Supplemental County and Municipal Aid (sum of Lines 1 and 2)	\$155,389.22

Expenditure Restraint Incentive Program

- Only municipalities are eligible to receive Expenditure Restraint Incentive Program (ERIP) payments
- Under state law, in 2025, each municipality will receive a payment that is equal to the amount of the payment received by the municipality in 2024 (sec. 79.05(4), Wis. Stats., from 2023 WI Act 12 – notwithstanding subs. (2) and (3))

Contact Information

If you have questions, contact us at lgs@wisconsin.gov, (608) 266-8618 or (608) 261-5167.



State of Wisconsin • DEPARTMENT OF REVENUE

DIVISION OF STATE AND LOCAL FINANCE • BUREAU OF LOCAL GOVERNMENT SERVICES • 2135 RIMROCK RD MADISON, WI 53713

Mailing Address:
PO Box 8971 #6-97
Madison WI 53708-8971
Fax: (608) 264-6887
lgs@wisconsin.gov

September 13, 2024

DEINA SHIRMER
TOWN OF WARREN
720 112TH ST
ROBERTS WI 54023-8330

Notice of Shared Revenue – 2025 Original Estimate

Notice Information

The Wisconsin Department of Revenue (DOR) is providing the **estimated** shared revenue amounts your local government will receive in 2025 under current state law for county and municipal aid, supplemental county and municipal aid, utility aid and the expenditure restraint incentive program. This does not include adjustments, shown on the July and November payment notices.

District	TOWN OF WARREN	County	ST CROIX	Co-muni code	55-042
-----------------	----------------	---------------	----------	---------------------	--------

Estimate Information

For an explanation of each aid payment listed below, review the additional information in this notice.

2025 Original Estimate	
1. County and municipal aid	\$14,138.12
2. Utility aid	\$1,202.83
3. Supplemental county and municipal aid	\$61,391.50
4. Expenditure restraint incentive program	\$0.00
5. Total Estimated 2025 Payments (sum of Lines 1-4)	\$76,732.45

Payment Information

Your local government will receive two distributions in 2025 :

- July 28, 2025: 15% of Line 1, 2, and 3 and 100% of Line 4 (*shown above*)
- November 17, 2025: balance of your 2025 aid payments

County and Municipal Aid

Under state law, the county and municipal aid paid to each county and municipality must be equal to the amount determined in 2012 (sec. 79.036, Wis. Stats.) and adjusted for fallen protective services insurance reimbursement (sec. 79.036(4), Wis. Stats.).

County and Municipal Aid Calculation	
1. Prior year county and municipal aid	\$13,821.25
2. Increase due to sales tax revenue, including adjustments (<i>district changes</i>)	\$317.89
3. Fallen protective services insurance adjustment	-\$1.02
4. Fallen protective services insurance reimbursement (<i>reported to DOR</i>)	\$0.00
5. Total County and Municipal Aid (sum of Lines 1-4)	\$14,138.12

Utility Aid

- Under state law, utility aid is distributed to each county and municipality where tax-exempt utility property is located (sec. 79.04, Wis. Stats.)
- Utility companies report utility property information to DOR annually
- DOR uses the provided information to accurately calculate utility aid (*shown below*)

Utility Aid Calculation	
1. Net book value, <i>as of December 31, 2024 (including expected additions/retirements)</i>	\$400,943.00
2. Total net book value payment	\$1,202.83
3. Minimum payment	\$0.00
4. Megawatt capacity	0.0
5. Megawatt capacity payment	\$0.00
6. Closed/decommissioned production plant (phased down) payment	\$0.00
7. Subtotal (<i>sum of Lines 2, 3, 5 and 6</i>)	\$1,202.83
8. Population cap	\$790,925.00
9. Adjusted subtotal (<i>lesser of Line 7 or Line 8</i>)	\$1,202.83
10. Adjacent site incentive payment	\$0.00
11. Baseload incentive payment	\$0.00
12. Co-generation incentive payment	\$0.00
13. Alternative energy incentive payment	\$0.00
14. Total incentive payments (<i>sum of Lines 10 through 13</i>)	\$0.00
15. Spent nuclear fuel payment	\$0.00
16. Total Utility Aid – this is the utility aid payment listed on the front of the estimate (<i>sum of Lines 9, 14 and 15</i>)	\$1,202.83

Supplemental County and Municipal Aid

- Under state law, supplemental county and municipal aid paid to each county and municipality is determined by 2023 Wisconsin Act 12 (sec. 79.037, Wis. Stats.)
- For detailed information, review [county and municipal aid spreadsheet](#)

Supplemental County and Municipal Aid Calculation	
1. Prior year supplemental county and municipal aid	\$60,011.24
2. Increase due to sales tax revenue including adjustments (<i>district changes</i>)	\$1,380.26
3. Total Supplemental County and Municipal Aid (<i>sum of Lines 1 and 2</i>)	\$61,391.50

Expenditure Restraint Incentive Program

- Only municipalities are eligible to receive Expenditure Restraint Incentive Program (ERIP) payments
- Under state law, in 2025, each municipality will receive a payment that is equal to the amount of the payment received by the municipality in 2024 (sec. 79.05(4), Wis. Stats., from 2023 WI Act 12 – notwithstanding subs. (2) and (3))

Contact Information

If you have questions, contact us at lgs@wisconsin.gov, (608) 266-8618 or (608) 261-5167.



State of Wisconsin • DEPARTMENT OF REVENUE

DIVISION OF STATE AND LOCAL FINANCE • BUREAU OF LOCAL GOVERNMENT SERVICES • 2135 RIMROCK RD MADISON, WI 53713

Mailing Address:
PO Box 8971 #6-97
Madison WI 53708-8971
Fax: (608) 264-6887
lgs@wisconsin.gov

September 13, 2024

JODI PETERSON
VILLAGE OF BALDWIN
PO BOX 97
BALDWIN WI 54002-0097

Notice of Shared Revenue – 2025 Original Estimate

Notice Information

The Wisconsin Department of Revenue (DOR) is providing the **estimated** shared revenue amounts your local government will receive in 2025 under current state law for county and municipal aid, supplemental county and municipal aid, utility aid and the expenditure restraint incentive program. This does not include adjustments, shown on the July and November payment notices.

District	VILLAGE OF BALDWIN	County	ST CROIX	Co-muni code	55-106
-----------------	--------------------	---------------	----------	---------------------	--------

Estimate Information

For an explanation of each aid payment listed below, review the additional information in this notice.

2025 Original Estimate	
1. County and municipal aid	\$245,465.83
2. Utility aid	\$595.31
3. Supplemental county and municipal aid	\$105,407.68
4. Expenditure restraint incentive program	\$34,088.79
5. Total Estimated 2025 Payments (sum of Lines 1-4)	\$385,557.61

Payment Information

Your local government will receive two distributions in 2025 :

- July 28, 2025: 15% of Line 1, 2, and 3 and 100% of Line 4 (*shown above*)
- November 17, 2025: balance of your 2025 aid payments

County and Municipal Aid

Under state law, the county and municipal aid paid to each county and municipality must be equal to the amount determined in 2012 (sec. 79.036, Wis. Stats.) and adjusted for fallen protective services insurance reimbursement (sec. 79.036(4), Wis. Stats.).

County and Municipal Aid Calculation	
1. Prior year county and municipal aid	\$239,964.38
2. Increase due to sales tax revenue, including adjustments (<i>district changes</i>)	\$5,519.18
3. Fallen protective services insurance adjustment	-\$17.73
4. Fallen protective services insurance reimbursement (<i>reported to DOR</i>)	\$0.00
5. Total County and Municipal Aid (sum of Lines 1-4)	\$245,465.83

Utility Aid

- Under state law, utility aid is distributed to each county and municipality where tax-exempt utility property is located (sec. 79.04, Wis. Stats.)
- Utility companies report utility property information to DOR annually
- DOR uses the provided information to accurately calculate utility aid (*shown below*)

Utility Aid Calculation	
1. Net book value, <i>as of December 31, 2024 (including expected additions/retirements)</i>	\$99,219.00
2. Total net book value payment	\$595.31
3. Minimum payment	\$0.00
4. Megawatt capacity	0.0
5. Megawatt capacity payment	\$0.00
6. Closed/decommissioned production plant (phased down) payment	\$0.00
7. Subtotal (<i>sum of Lines 2, 3, 5 and 6</i>)	\$595.31
8. Population cap	\$1,892,525.00
9. Adjusted subtotal (<i>lesser of Line 7 or Line 8</i>)	\$595.31
10. Adjacent site incentive payment	\$0.00
11. Baseload incentive payment	\$0.00
12. Co-generation incentive payment	\$0.00
13. Alternative energy incentive payment	\$0.00
14. Total incentive payments (<i>sum of Lines 10 through 13</i>)	\$0.00
15. Spent nuclear fuel payment	\$0.00
16. Total Utility Aid – this is the utility aid payment listed on the front of the estimate (<i>sum of Lines 9, 14 and 15</i>)	\$595.31

Supplemental County and Municipal Aid

- Under state law, supplemental county and municipal aid paid to each county and municipality is determined by 2023 Wisconsin Act 12 (sec. 79.037, Wis. Stats.)
- For detailed information, review [county and municipal aid spreadsheet](#)

Supplemental County and Municipal Aid Calculation	
1. Prior year supplemental county and municipal aid	\$103,037.81
2. Increase due to sales tax revenue including adjustments (<i>district changes</i>)	\$2,369.87
3. Total Supplemental County and Municipal Aid (<i>sum of Lines 1 and 2</i>)	\$105,407.68

Expenditure Restraint Incentive Program

- Only municipalities are eligible to receive Expenditure Restraint Incentive Program (ERIP) payments
- Under state law, in 2025, each municipality will receive a payment that is equal to the amount of the payment received by the municipality in 2024 (sec. 79.05(4), Wis. Stats., from 2023 WI Act 12 – notwithstanding subs. (2) and (3))

Contact Information

If you have questions, contact us at lgs@wisconsin.gov, (608) 266-8618 or (608) 261-5167.



State of Wisconsin • DEPARTMENT OF REVENUE

DIVISION OF STATE AND LOCAL FINANCE • BUREAU OF LOCAL GOVERNMENT SERVICES • 2135 RIMROCK RD MADISON, WI 53713

Mailing Address:
PO Box 8971 #6-97
Madison WI 53708-8971
Fax: (608) 264-6887
lgs@wisconsin.gov

September 13, 2024

DALE CLARKSON
VILLAGE OF DEER PARK
112 FRONT ST W
DEER PARK WI 54007

Notice of Shared Revenue – 2025 Original Estimate

Notice Information

The Wisconsin Department of Revenue (DOR) is providing the **estimated** shared revenue amounts your local government will receive in 2025 under current state law for county and municipal aid, supplemental county and municipal aid, utility aid and the expenditure restraint incentive program. This does not include adjustments, shown on the July and November payment notices.

District	VILLAGE OF DEER PARK	County	ST CROIX	Co-muni code	55-116
-----------------	----------------------	---------------	----------	---------------------	--------

Estimate Information

For an explanation of each aid payment listed below, review the additional information in this notice.

2025 Original Estimate	
1. County and municipal aid	\$44,841.32
2. Utility aid	\$0.00
3. Supplemental county and municipal aid	\$34,954.87
4. Expenditure restraint incentive program	\$0.00
5. Total Estimated 2025 Payments (sum of Lines 1-4)	\$79,796.19

Payment Information

Your local government will receive two distributions in 2025 :

- July 28, 2025: 15% of Line 1, 2, and 3 and 100% of Line 4 (*shown above*)
- November 17, 2025: balance of your 2025 aid payments

County and Municipal Aid

Under state law, the county and municipal aid paid to each county and municipality must be equal to the amount determined in 2012 (sec. 79.036, Wis. Stats.) and adjusted for fallen protective services insurance reimbursement (sec. 79.036(4), Wis. Stats.).

County and Municipal Aid Calculation	
1. Prior year county and municipal aid	\$43,836.32
2. Increase due to sales tax revenue, including adjustments (<i>district changes</i>)	\$1,008.24
3. Fallen protective services insurance adjustment	-\$3.24
4. Fallen protective services insurance reimbursement (<i>reported to DOR</i>)	\$0.00
5. Total County and Municipal Aid (sum of Lines 1-4)	\$44,841.32

Utility Aid

- Under state law, utility aid is distributed to each county and municipality where tax-exempt utility property is located (sec. 79.04, Wis. Stats.)
- Utility companies report utility property information to DOR annually
- DOR uses the provided information to accurately calculate utility aid (*shown below*)

Utility Aid Calculation	
1. Net book value, <i>as of December 31, 2024 (including expected additions/retirements)</i>	\$0.00
2. Total net book value payment	\$0.00
3. Minimum payment	\$0.00
4. Megawatt capacity	0.0
5. Megawatt capacity payment	\$0.00
6. Closed/decommissioned production plant (phased down) payment	\$0.00
7. Subtotal (<i>sum of Lines 2, 3, 5 and 6</i>)	\$0.00
8. Population cap	\$104,125.00
9. Adjusted subtotal (<i>lesser of Line 7 or Line 8</i>)	\$0.00
10. Adjacent site incentive payment	\$0.00
11. Baseload incentive payment	\$0.00
12. Co-generation incentive payment	\$0.00
13. Alternative energy incentive payment	\$0.00
14. Total incentive payments (<i>sum of Lines 10 through 13</i>)	\$0.00
15. Spent nuclear fuel payment	\$0.00
16. Total Utility Aid – this is the utility aid payment listed on the front of the estimate (<i>sum of Lines 9, 14 and 15</i>)	\$0.00

Supplemental County and Municipal Aid

- Under state law, supplemental county and municipal aid paid to each county and municipality is determined by 2023 Wisconsin Act 12 (sec. 79.037, Wis. Stats.)
- For detailed information, review [county and municipal aid spreadsheet](#)

Supplemental County and Municipal Aid Calculation	
1. Prior year supplemental county and municipal aid	\$34,168.98
2. Increase due to sales tax revenue including adjustments (<i>district changes</i>)	\$785.89
3. Total Supplemental County and Municipal Aid (<i>sum of Lines 1 and 2</i>)	\$34,954.87

Expenditure Restraint Incentive Program

- Only municipalities are eligible to receive Expenditure Restraint Incentive Program (ERIP) payments
- Under state law, in 2025, each municipality will receive a payment that is equal to the amount of the payment received by the municipality in 2024 (sec. 79.05(4), Wis. Stats., from 2023 WI Act 12 – notwithstanding subs. (2) and (3))

Contact Information

If you have questions, contact us at lgs@wisconsin.gov, (608) 266-8618 or (608) 261-5167.



State of Wisconsin • DEPARTMENT OF REVENUE

DIVISION OF STATE AND LOCAL FINANCE • BUREAU OF LOCAL GOVERNMENT SERVICES • 2135 RIMROCK RD MADISON, WI 53713

Mailing Address:
PO Box 8971 #6-97
Madison WI 53708-8971
Fax: (608) 264-6887
lgs@wisconsin.gov

September 13, 2024

SANDI HAZER
VILLAGE OF HAMMOND
PO BOX 337
HAMMOND WI 54015-0337

Notice of Shared Revenue – 2025 Original Estimate

Notice Information

The Wisconsin Department of Revenue (DOR) is providing the **estimated** shared revenue amounts your local government will receive in 2025 under current state law for county and municipal aid, supplemental county and municipal aid, utility aid and the expenditure restraint incentive program. This does not include adjustments, shown on the July and November payment notices.

District	VILLAGE OF HAMMOND	County	ST CROIX	Co-muni code	55-136
-----------------	--------------------	---------------	----------	---------------------	--------

Estimate Information

For an explanation of each aid payment listed below, review the additional information in this notice.

2025 Original Estimate	
1. County and municipal aid	\$224,738.88
2. Utility aid	\$12,526.32
3. Supplemental county and municipal aid	\$62,712.85
4. Expenditure restraint incentive program	\$12,934.87
5. Total Estimated 2025 Payments (sum of Lines 1-4)	\$312,912.92

Payment Information

Your local government will receive two distributions in 2025 :

- July 28, 2025: 15% of Line 1, 2, and 3 and 100% of Line 4 (*shown above*)
- November 17, 2025: balance of your 2025 aid payments

County and Municipal Aid

Under state law, the county and municipal aid paid to each county and municipality must be equal to the amount determined in 2012 (sec. 79.036, Wis. Stats.) and adjusted for fallen protective services insurance reimbursement (sec. 79.036(4), Wis. Stats.).

County and Municipal Aid Calculation	
1. Prior year county and municipal aid	\$219,701.98
2. Increase due to sales tax revenue, including adjustments (<i>district changes</i>)	\$5,053.14
3. Fallen protective services insurance adjustment	-\$16.24
4. Fallen protective services insurance reimbursement (<i>reported to DOR</i>)	\$0.00
5. Total County and Municipal Aid (sum of Lines 1-4)	\$224,738.88

Utility Aid

- Under state law, utility aid is distributed to each county and municipality where tax-exempt utility property is located (sec. 79.04, Wis. Stats.)
- Utility companies report utility property information to DOR annually
- DOR uses the provided information to accurately calculate utility aid (*shown below*)

Utility Aid Calculation	
1. Net book value, <i>as of December 31, 2024 (including expected additions/retirements)</i>	\$2,087,720.00
2. Total net book value payment	\$12,526.32
3. Minimum payment	\$0.00
4. Megawatt capacity	0.0
5. Megawatt capacity payment	\$0.00
6. Closed/decommissioned production plant (phased down) payment	\$0.00
7. Subtotal (<i>sum of Lines 2, 3, 5 and 6</i>)	\$12,526.32
8. Population cap	\$785,400.00
9. Adjusted subtotal (<i>lesser of Line 7 or Line 8</i>)	\$12,526.32
10. Adjacent site incentive payment	\$0.00
11. Baseload incentive payment	\$0.00
12. Co-generation incentive payment	\$0.00
13. Alternative energy incentive payment	\$0.00
14. Total incentive payments (<i>sum of Lines 10 through 13</i>)	\$0.00
15. Spent nuclear fuel payment	\$0.00
16. Total Utility Aid – this is the utility aid payment listed on the front of the estimate (<i>sum of Lines 9, 14 and 15</i>)	\$12,526.32

Supplemental County and Municipal Aid

- Under state law, supplemental county and municipal aid paid to each county and municipality is determined by 2023 Wisconsin Act 12 (sec. 79.037, Wis. Stats.)
- For detailed information, review [county and municipal aid spreadsheet](#)

Supplemental County and Municipal Aid Calculation	
1. Prior year supplemental county and municipal aid	\$61,302.88
2. Increase due to sales tax revenue including adjustments (<i>district changes</i>)	\$1,409.97
3. Total Supplemental County and Municipal Aid (<i>sum of Lines 1 and 2</i>)	\$62,712.85

Expenditure Restraint Incentive Program

- Only municipalities are eligible to receive Expenditure Restraint Incentive Program (ERIP) payments
- Under state law, in 2025, each municipality will receive a payment that is equal to the amount of the payment received by the municipality in 2024 (sec. 79.05(4), Wis. Stats., from 2023 WI Act 12 – notwithstanding subs. (2) and (3))

Contact Information

If you have questions, contact us at lgs@wisconsin.gov, (608) 266-8618 or (608) 261-5167.



State of Wisconsin • DEPARTMENT OF REVENUE

DIVISION OF STATE AND LOCAL FINANCE • BUREAU OF LOCAL GOVERNMENT SERVICES • 2135 RIMROCK RD MADISON, WI 53713

Mailing Address:
PO Box 8971 #6-97
Madison WI 53708-8971
Fax: (608) 264-6887
lgs@wisconsin.gov

September 13, 2024

GINA ALBERTI
VILLAGE OF NORTH HUDSON
400 7TH STREET N
HUDSON WI 54016-1166

Notice of Shared Revenue – 2025 Original Estimate

Notice Information

The Wisconsin Department of Revenue (DOR) is providing the **estimated** shared revenue amounts your local government will receive in 2025 under current state law for county and municipal aid, supplemental county and municipal aid, utility aid and the expenditure restraint incentive program. This does not include adjustments, shown on the July and November payment notices.

District	VILLAGE OF NORTH HUDSON	County	ST CROIX	Co-muni code	55-161
-----------------	-------------------------	---------------	----------	---------------------	--------

Estimate Information

For an explanation of each aid payment listed below, review the additional information in this notice.

2025 Original Estimate	
1. County and municipal aid	\$77,142.12
2. Utility aid	\$3,602.53
3. Supplemental county and municipal aid	\$97,399.75
4. Expenditure restraint incentive program	\$0.00
5. Total Estimated 2025 Payments (sum of Lines 1-4)	\$178,144.40

Payment Information

Your local government will receive two distributions in 2025 :

- July 28, 2025: 15% of Line 1, 2, and 3 and 100% of Line 4 (*shown above*)
- November 17, 2025: balance of your 2025 aid payments

County and Municipal Aid

Under state law, the county and municipal aid paid to each county and municipality must be equal to the amount determined in 2012 (sec. 79.036, Wis. Stats.) and adjusted for fallen protective services insurance reimbursement (sec. 79.036(4), Wis. Stats.).

County and Municipal Aid Calculation	
1. Prior year county and municipal aid	\$75,413.19
2. Increase due to sales tax revenue, including adjustments (<i>district changes</i>)	\$1,734.50
3. Fallen protective services insurance adjustment	-\$5.57
4. Fallen protective services insurance reimbursement (<i>reported to DOR</i>)	\$0.00
5. Total County and Municipal Aid (sum of Lines 1-4)	\$77,142.12

Utility Aid

- Under state law, utility aid is distributed to each county and municipality where tax-exempt utility property is located (sec. 79.04, Wis. Stats.)
- Utility companies report utility property information to DOR annually
- DOR uses the provided information to accurately calculate utility aid (*shown below*)

Utility Aid Calculation	
1. Net book value, as of December 31, 2024 (including expected additions/retirements)	\$600,421.00
2. Total net book value payment	\$3,602.53
3. Minimum payment	\$0.00
4. Megawatt capacity	0.0
5. Megawatt capacity payment	\$0.00
6. Closed/decommissioned production plant (phased down) payment	\$0.00
7. Subtotal (sum of Lines 2, 3, 5 and 6)	\$3,602.53
8. Population cap	\$1,667,275.00
9. Adjusted subtotal (lesser of Line 7 or Line 8)	\$3,602.53
10. Adjacent site incentive payment	\$0.00
11. Baseload incentive payment	\$0.00
12. Co-generation incentive payment	\$0.00
13. Alternative energy incentive payment	\$0.00
14. Total incentive payments (sum of Lines 10 through 13)	\$0.00
15. Spent nuclear fuel payment	\$0.00
16. Total Utility Aid – this is the utility aid payment listed on the front of the estimate (sum of Lines 9, 14 and 15)	\$3,602.53

Supplemental County and Municipal Aid

- Under state law, supplemental county and municipal aid paid to each county and municipality is determined by 2023 Wisconsin Act 12 (sec. 79.037, Wis. Stats.)
- For detailed information, review [county and municipal aid spreadsheet](#)

Supplemental County and Municipal Aid Calculation	
1. Prior year supplemental county and municipal aid	\$95,209.92
2. Increase due to sales tax revenue including adjustments (district changes)	\$2,189.83
3. Total Supplemental County and Municipal Aid (sum of Lines 1 and 2)	\$97,399.75

Expenditure Restraint Incentive Program

- Only municipalities are eligible to receive Expenditure Restraint Incentive Program (ERIP) payments
- Under state law, in 2025, each municipality will receive a payment that is equal to the amount of the payment received by the municipality in 2024 (sec. 79.05(4), Wis. Stats., from 2023 WI Act 12 – notwithstanding subs. (2) and (3))

Contact Information

If you have questions, contact us at lgs@wisconsin.gov, (608) 266-8618 or (608) 261-5167.



State of Wisconsin • DEPARTMENT OF REVENUE

DIVISION OF STATE AND LOCAL FINANCE • BUREAU OF LOCAL GOVERNMENT SERVICES • 2135 RIMROCK RD MADISON, WI 53713

Mailing Address:
PO Box 8971 #6-97
Madison WI 53708-8971
Fax: (608) 264-6887
lgs@wisconsin.gov

September 13, 2024

MEGAN DULL
VILLAGE OF ROBERTS
107 E MAPLE ST
ROBERTS WI 54023-9703

Notice of Shared Revenue – 2025 Original Estimate

Notice Information

The Wisconsin Department of Revenue (DOR) is providing the **estimated** shared revenue amounts your local government will receive in 2025 under current state law for county and municipal aid, supplemental county and municipal aid, utility aid and the expenditure restraint incentive program. This does not include adjustments, shown on the July and November payment notices.

District	VILLAGE OF ROBERTS	County	ST CROIX	Co-muni code	55-176
-----------------	--------------------	---------------	----------	---------------------	--------

Estimate Information

For an explanation of each aid payment listed below, review the additional information in this notice.

2025 Original Estimate	
1. County and municipal aid	\$264,336.05
2. Utility aid	\$44,058.97
3. Supplemental county and municipal aid	\$65,492.42
4. Expenditure restraint incentive program	\$14,509.89
5. Total Estimated 2025 Payments (sum of Lines 1-4)	\$388,397.33

Payment Information

Your local government will receive two distributions in 2025 :

- July 28, 2025: 15% of Line 1, 2, and 3 and 100% of Line 4 (*shown above*)
- November 17, 2025: balance of your 2025 aid payments

County and Municipal Aid

Under state law, the county and municipal aid paid to each county and municipality must be equal to the amount determined in 2012 (sec. 79.036, Wis. Stats.) and adjusted for fallen protective services insurance reimbursement (sec. 79.036(4), Wis. Stats.).

County and Municipal Aid Calculation	
1. Prior year county and municipal aid	\$258,411.68
2. Increase due to sales tax revenue, including adjustments (<i>district changes</i>)	\$5,943.47
3. Fallen protective services insurance adjustment	-\$19.10
4. Fallen protective services insurance reimbursement (<i>reported to DOR</i>)	\$0.00
5. Total County and Municipal Aid (sum of Lines 1-4)	\$264,336.05

Utility Aid

- Under state law, utility aid is distributed to each county and municipality where tax-exempt utility property is located (sec. 79.04, Wis. Stats.)
- Utility companies report utility property information to DOR annually
- DOR uses the provided information to accurately calculate utility aid (*shown below*)

Utility Aid Calculation	
1. Net book value, <i>as of December 31, 2024 (including expected additions/retirements)</i>	\$7,343,162.00
2. Total net book value payment	\$44,058.97
3. Minimum payment	\$0.00
4. Megawatt capacity	0.0
5. Megawatt capacity payment	\$0.00
6. Closed/decommissioned production plant (phased down) payment	\$0.00
7. Subtotal (<i>sum of Lines 2, 3, 5 and 6</i>)	\$44,058.97
8. Population cap	\$989,825.00
9. Adjusted subtotal (<i>lesser of Line 7 or Line 8</i>)	\$44,058.97
10. Adjacent site incentive payment	\$0.00
11. Baseload incentive payment	\$0.00
12. Co-generation incentive payment	\$0.00
13. Alternative energy incentive payment	\$0.00
14. Total incentive payments (<i>sum of Lines 10 through 13</i>)	\$0.00
15. Spent nuclear fuel payment	\$0.00
16. Total Utility Aid – this is the utility aid payment listed on the front of the estimate (<i>sum of Lines 9, 14 and 15</i>)	\$44,058.97

Supplemental County and Municipal Aid

- Under state law, supplemental county and municipal aid paid to each county and municipality is determined by 2023 Wisconsin Act 12 (sec. 79.037, Wis. Stats.)
- For detailed information, review [county and municipal aid spreadsheet](#)

Supplemental County and Municipal Aid Calculation	
1. Prior year supplemental county and municipal aid	\$64,019.96
2. Increase due to sales tax revenue including adjustments (<i>district changes</i>)	\$1,472.46
3. Total Supplemental County and Municipal Aid (<i>sum of Lines 1 and 2</i>)	\$65,492.42

Expenditure Restraint Incentive Program

- Only municipalities are eligible to receive Expenditure Restraint Incentive Program (ERIP) payments
- Under state law, in 2025, each municipality will receive a payment that is equal to the amount of the payment received by the municipality in 2024 (sec. 79.05(4), Wis. Stats., from 2023 WI Act 12 – notwithstanding subs. (2) and (3))

Contact Information

If you have questions, contact us at lgs@wisconsin.gov, (608) 266-8618 or (608) 261-5167.



State of Wisconsin • DEPARTMENT OF REVENUE

DIVISION OF STATE AND LOCAL FINANCE • BUREAU OF LOCAL GOVERNMENT SERVICES • 2135 RIMROCK RD MADISON, WI 53713

Mailing Address:
PO Box 8971 #6-97
Madison WI 53708-8971
Fax: (608) 264-6887
lgs@wisconsin.gov

September 13, 2024

TASIA BERGER
VILLAGE OF SOMERSET
PO BOX 356
SOMERSET WI 54025-0356

Notice of Shared Revenue – 2025 Original Estimate

Notice Information

The Wisconsin Department of Revenue (DOR) is providing the **estimated** shared revenue amounts your local government will receive in 2025 under current state law for county and municipal aid, supplemental county and municipal aid, utility aid and the expenditure restraint incentive program. This does not include adjustments, shown on the July and November payment notices.

District	VILLAGE OF SOMERSET	County	ST CROIX	Co-muni code	55-181
-----------------	---------------------	---------------	----------	---------------------	--------

Estimate Information

For an explanation of each aid payment listed below, review the additional information in this notice.

2025 Original Estimate	
1. County and municipal aid	\$208,761.59
2. Utility aid	\$18,386.68
3. Supplemental county and municipal aid	\$85,070.63
4. Expenditure restraint incentive program	\$0.00
5. Total Estimated 2025 Payments (sum of Lines 1-4)	\$312,218.90

Payment Information

Your local government will receive two distributions in 2025 :

- July 28, 2025: 15% of Line 1, 2, and 3 and 100% of Line 4 (*shown above*)
- November 17, 2025: balance of your 2025 aid payments

County and Municipal Aid

Under state law, the county and municipal aid paid to each county and municipality must be equal to the amount determined in 2012 (sec. 79.036, Wis. Stats.) and adjusted for fallen protective services insurance reimbursement (sec. 79.036(4), Wis. Stats.).

County and Municipal Aid Calculation	
1. Prior year county and municipal aid	\$204,082.77
2. Increase due to sales tax revenue, including adjustments (<i>district changes</i>)	\$4,693.90
3. Fallen protective services insurance adjustment	-\$15.08
4. Fallen protective services insurance reimbursement (<i>reported to DOR</i>)	\$0.00
5. Total County and Municipal Aid (sum of Lines 1-4)	\$208,761.59

Utility Aid

- Under state law, utility aid is distributed to each county and municipality where tax-exempt utility property is located (sec. 79.04, Wis. Stats.)
- Utility companies report utility property information to DOR annually
- DOR uses the provided information to accurately calculate utility aid (*shown below*)

Utility Aid Calculation	
1. Net book value, <i>as of December 31, 2024 (including expected additions/retirements)</i>	\$3,064,447.00
2. Total net book value payment	\$18,386.68
3. Minimum payment	\$0.00
4. Megawatt capacity	0.0
5. Megawatt capacity payment	\$0.00
6. Closed/decommissioned production plant (phased down) payment	\$0.00
7. Subtotal (<i>sum of Lines 2, 3, 5 and 6</i>)	\$18,386.68
8. Population cap	\$1,452,650.00
9. Adjusted subtotal (<i>lesser of Line 7 or Line 8</i>)	\$18,386.68
10. Adjacent site incentive payment	\$0.00
11. Baseload incentive payment	\$0.00
12. Co-generation incentive payment	\$0.00
13. Alternative energy incentive payment	\$0.00
14. Total incentive payments (<i>sum of Lines 10 through 13</i>)	\$0.00
15. Spent nuclear fuel payment	\$0.00
16. Total Utility Aid – this is the utility aid payment listed on the front of the estimate (<i>sum of Lines 9, 14 and 15</i>)	\$18,386.68

Supplemental County and Municipal Aid

- Under state law, supplemental county and municipal aid paid to each county and municipality is determined by 2023 Wisconsin Act 12 (sec. 79.037, Wis. Stats.)
- For detailed information, review [county and municipal aid spreadsheet](#)

Supplemental County and Municipal Aid Calculation	
1. Prior year supplemental county and municipal aid	\$83,158.00
2. Increase due to sales tax revenue including adjustments (<i>district changes</i>)	\$1,912.63
3. Total Supplemental County and Municipal Aid (<i>sum of Lines 1 and 2</i>)	\$85,070.63

Expenditure Restraint Incentive Program

- Only municipalities are eligible to receive Expenditure Restraint Incentive Program (ERIP) payments
- Under state law, in 2025, each municipality will receive a payment that is equal to the amount of the payment received by the municipality in 2024 (sec. 79.05(4), Wis. Stats., from 2023 WI Act 12 – notwithstanding subs. (2) and (3))

Contact Information

If you have questions, contact us at lgs@wisconsin.gov, (608) 266-8618 or (608) 261-5167.



State of Wisconsin • DEPARTMENT OF REVENUE

DIVISION OF STATE AND LOCAL FINANCE • BUREAU OF LOCAL GOVERNMENT SERVICES • 2135 RIMROCK RD MADISON, WI 53713

Mailing Address:
PO Box 8971 #6-97
Madison WI 53708-8971
Fax: (608) 264-6887
lgs@wisconsin.gov

September 13, 2024

AMANDA ENGESETER
VILLAGE OF STAR PRAIRIE
PO BOX 13,
STAR PRAIRIE WI 54026-0013

Notice of Shared Revenue – 2025 Original Estimate

Notice Information

The Wisconsin Department of Revenue (DOR) is providing the **estimated** shared revenue amounts your local government will receive in 2025 under current state law for county and municipal aid, supplemental county and municipal aid, utility aid and the expenditure restraint incentive program. This does not include adjustments, shown on the July and November payment notices.

District	VILLAGE OF STAR PRAIRIE	County	ST CROIX	Co-muni code	55-182
-----------------	-------------------------	---------------	----------	---------------------	--------

Estimate Information

For an explanation of each aid payment listed below, review the additional information in this notice.

2025 Original Estimate	
1. County and municipal aid	\$56,914.96
2. Utility aid	\$108.71
3. Supplemental county and municipal aid	\$42,294.89
4. Expenditure restraint incentive program	\$0.00
5. Total Estimated 2025 Payments (sum of Lines 1-4)	\$99,318.56

Payment Information

Your local government will receive two distributions in 2025 :

- July 28, 2025: 15% of Line 1, 2, and 3 and 100% of Line 4 (*shown above*)
- November 17, 2025: balance of your 2025 aid payments

County and Municipal Aid

Under state law, the county and municipal aid paid to each county and municipality must be equal to the amount determined in 2012 (sec. 79.036, Wis. Stats.) and adjusted for fallen protective services insurance reimbursement (sec. 79.036(4), Wis. Stats.).

County and Municipal Aid Calculation	
1. Prior year county and municipal aid	\$55,639.36
2. Increase due to sales tax revenue, including adjustments (<i>district changes</i>)	\$1,279.71
3. Fallen protective services insurance adjustment	-\$4.11
4. Fallen protective services insurance reimbursement (<i>reported to DOR</i>)	\$0.00
5. Total County and Municipal Aid (sum of Lines 1-4)	\$56,914.96

Utility Aid

- Under state law, utility aid is distributed to each county and municipality where tax-exempt utility property is located (sec. 79.04, Wis. Stats.)
- Utility companies report utility property information to DOR annually
- DOR uses the provided information to accurately calculate utility aid (*shown below*)

Utility Aid Calculation	
1. Net book value, <i>as of December 31, 2024 (including expected additions/retirements)</i>	\$18,119.00
2. Total net book value payment	\$108.71
3. Minimum payment	\$0.00
4. Megawatt capacity	0.0
5. Megawatt capacity payment	\$0.00
6. Closed/decommissioned production plant (phased down) payment	\$0.00
7. Subtotal (<i>sum of Lines 2, 3, 5 and 6</i>)	\$108.71
8. Population cap	\$283,900.00
9. Adjusted subtotal (<i>lesser of Line 7 or Line 8</i>)	\$108.71
10. Adjacent site incentive payment	\$0.00
11. Baseload incentive payment	\$0.00
12. Co-generation incentive payment	\$0.00
13. Alternative energy incentive payment	\$0.00
14. Total incentive payments (<i>sum of Lines 10 through 13</i>)	\$0.00
15. Spent nuclear fuel payment	\$0.00
16. Total Utility Aid – this is the utility aid payment listed on the front of the estimate (<i>sum of Lines 9, 14 and 15</i>)	\$108.71

Supplemental County and Municipal Aid

- Under state law, supplemental county and municipal aid paid to each county and municipality is determined by 2023 Wisconsin Act 12 (sec. 79.037, Wis. Stats.)
- For detailed information, review [county and municipal aid spreadsheet](#)

Supplemental County and Municipal Aid Calculation	
1. Prior year supplemental county and municipal aid	\$41,343.98
2. Increase due to sales tax revenue including adjustments (<i>district changes</i>)	\$950.91
3. Total Supplemental County and Municipal Aid (<i>sum of Lines 1 and 2</i>)	\$42,294.89

Expenditure Restraint Incentive Program

- Only municipalities are eligible to receive Expenditure Restraint Incentive Program (ERIP) payments
- Under state law, in 2025, each municipality will receive a payment that is equal to the amount of the payment received by the municipality in 2024 (sec. 79.05(4), Wis. Stats., from 2023 WI Act 12 – notwithstanding subs. (2) and (3))

Contact Information

If you have questions, contact us at lgs@wisconsin.gov, (608) 266-8618 or (608) 261-5167.



State of Wisconsin • DEPARTMENT OF REVENUE

DIVISION OF STATE AND LOCAL FINANCE • BUREAU OF LOCAL GOVERNMENT SERVICES • 2135 RIMROCK RD MADISON, WI 53713

Mailing Address:
PO Box 8971 #6-97
Madison WI 53708-8971
Fax: (608) 264-6887
lgs@wisconsin.gov

September 13, 2024

DAWN WICKMAN
VILLAGE OF WILSON
PO BOX 37
WILSON WI 54027-0037

Notice of Shared Revenue – 2025 Original Estimate

Notice Information

The Wisconsin Department of Revenue (DOR) is providing the **estimated** shared revenue amounts your local government will receive in 2025 under current state law for county and municipal aid, supplemental county and municipal aid, utility aid and the expenditure restraint incentive program. This does not include adjustments, shown on the July and November payment notices.

District	VILLAGE OF WILSON	County	ST CROIX	Co-muni code	55-191
-----------------	-------------------	---------------	----------	---------------------	--------

Estimate Information

For an explanation of each aid payment listed below, review the additional information in this notice.

2025 Original Estimate	
1. County and municipal aid	\$66,594.02
2. Utility aid	\$0.00
3. Supplemental county and municipal aid	\$34,267.07
4. Expenditure restraint incentive program	\$0.00
5. Total Estimated 2025 Payments (sum of Lines 1-4)	\$100,861.09

Payment Information

Your local government will receive two distributions in 2025 :

- July 28, 2025: 15% of Line 1, 2, and 3 and 100% of Line 4 (*shown above*)
- November 17, 2025: balance of your 2025 aid payments

County and Municipal Aid

Under state law, the county and municipal aid paid to each county and municipality must be equal to the amount determined in 2012 (sec. 79.036, Wis. Stats.) and adjusted for fallen protective services insurance reimbursement (sec. 79.036(4), Wis. Stats.).

County and Municipal Aid Calculation	
1. Prior year county and municipal aid	\$65,101.50
2. Increase due to sales tax revenue, including adjustments (<i>district changes</i>)	\$1,497.33
3. Fallen protective services insurance adjustment	-\$4.81
4. Fallen protective services insurance reimbursement (<i>reported to DOR</i>)	\$0.00
5. Total County and Municipal Aid (sum of Lines 1-4)	\$66,594.02

Utility Aid

- Under state law, utility aid is distributed to each county and municipality where tax-exempt utility property is located (sec. 79.04, Wis. Stats.)
- Utility companies report utility property information to DOR annually
- DOR uses the provided information to accurately calculate utility aid (*shown below*)

Utility Aid Calculation	
1. Net book value, <i>as of December 31, 2024 (including expected additions/retirements)</i>	\$0.00
2. Total net book value payment	\$0.00
3. Minimum payment	\$0.00
4. Megawatt capacity	0.0
5. Megawatt capacity payment	\$0.00
6. Closed/decommissioned production plant (phased down) payment	\$0.00
7. Subtotal (<i>sum of Lines 2, 3, 5 and 6</i>)	\$0.00
8. Population cap	\$88,400.00
9. Adjusted subtotal (<i>lesser of Line 7 or Line 8</i>)	\$0.00
10. Adjacent site incentive payment	\$0.00
11. Baseload incentive payment	\$0.00
12. Co-generation incentive payment	\$0.00
13. Alternative energy incentive payment	\$0.00
14. Total incentive payments (<i>sum of Lines 10 through 13</i>)	\$0.00
15. Spent nuclear fuel payment	\$0.00
16. Total Utility Aid – this is the utility aid payment listed on the front of the estimate (<i>sum of Lines 9, 14 and 15</i>)	\$0.00

Supplemental County and Municipal Aid

- Under state law, supplemental county and municipal aid paid to each county and municipality is determined by 2023 Wisconsin Act 12 (sec. 79.037, Wis. Stats.)
- For detailed information, review [county and municipal aid spreadsheet](#)

Supplemental County and Municipal Aid Calculation	
1. Prior year supplemental county and municipal aid	\$33,496.65
2. Increase due to sales tax revenue including adjustments (<i>district changes</i>)	\$770.42
3. Total Supplemental County and Municipal Aid (<i>sum of Lines 1 and 2</i>)	\$34,267.07

Expenditure Restraint Incentive Program

- Only municipalities are eligible to receive Expenditure Restraint Incentive Program (ERIP) payments
- Under state law, in 2025, each municipality will receive a payment that is equal to the amount of the payment received by the municipality in 2024 (sec. 79.05(4), Wis. Stats., from 2023 WI Act 12 – notwithstanding subs. (2) and (3))

Contact Information

If you have questions, contact us at lgs@wisconsin.gov, (608) 266-8618 or (608) 261-5167.



State of Wisconsin • DEPARTMENT OF REVENUE

DIVISION OF STATE AND LOCAL FINANCE • BUREAU OF LOCAL GOVERNMENT SERVICES • 2135 RIMROCK RD MADISON, WI 53713

Mailing Address:
PO Box 8971 #6-97
Madison WI 53708-8971
Fax: (608) 264-6887
lgs@wisconsin.gov

September 13, 2024

JULIE WATHKE
VILLAGE OF WOODVILLE
102 S MAIN ST., PO BOX 205
WOODVILLE WI 54028-0205

Notice of Shared Revenue – 2025 Original Estimate

Notice Information

The Wisconsin Department of Revenue (DOR) is providing the **estimated** shared revenue amounts your local government will receive in 2025 under current state law for county and municipal aid, supplemental county and municipal aid, utility aid and the expenditure restraint incentive program. This does not include adjustments, shown on the July and November payment notices.

District	VILLAGE OF WOODVILLE	County	ST CROIX	Co-muni code	55-192
-----------------	----------------------	---------------	----------	---------------------	--------

Estimate Information

For an explanation of each aid payment listed below, review the additional information in this notice.

2025 Original Estimate	
1. County and municipal aid	\$293,900.66
2. Utility aid	\$31,498.41
3. Supplemental county and municipal aid	\$58,788.97
4. Expenditure restraint incentive program	\$22,013.84
5. Total Estimated 2025 Payments (sum of Lines 1-4)	\$406,201.88

Payment Information

Your local government will receive two distributions in 2025 :

- July 28, 2025: 15% of Line 1, 2, and 3 and 100% of Line 4 (*shown above*)
- November 17, 2025: balance of your 2025 aid payments

County and Municipal Aid

Under state law, the county and municipal aid paid to each county and municipality must be equal to the amount determined in 2012 (sec. 79.036, Wis. Stats.) and adjusted for fallen protective services insurance reimbursement (sec. 79.036(4), Wis. Stats.).

County and Municipal Aid Calculation	
1. Prior year county and municipal aid	\$287,313.68
2. Increase due to sales tax revenue, including adjustments (<i>district changes</i>)	\$6,608.21
3. Fallen protective services insurance adjustment	-\$21.23
4. Fallen protective services insurance reimbursement (<i>reported to DOR</i>)	\$0.00
5. Total County and Municipal Aid (sum of Lines 1-4)	\$293,900.66

Utility Aid

- Under state law, utility aid is distributed to each county and municipality where tax-exempt utility property is located (sec. 79.04, Wis. Stats.)
- Utility companies report utility property information to DOR annually
- DOR uses the provided information to accurately calculate utility aid (*shown below*)

Utility Aid Calculation	
1. Net book value, <i>as of December 31, 2024 (including expected additions/retirements)</i>	\$5,249,735.00
2. Total net book value payment	\$31,498.41
3. Minimum payment	\$0.00
4. Megawatt capacity	0.0
5. Megawatt capacity payment	\$0.00
6. Closed/decommissioned production plant (phased down) payment	\$0.00
7. Subtotal (<i>sum of Lines 2, 3, 5 and 6</i>)	\$31,498.41
8. Population cap	\$612,425.00
9. Adjusted subtotal (<i>lesser of Line 7 or Line 8</i>)	\$31,498.41
10. Adjacent site incentive payment	\$0.00
11. Baseload incentive payment	\$0.00
12. Co-generation incentive payment	\$0.00
13. Alternative energy incentive payment	\$0.00
14. Total incentive payments (<i>sum of Lines 10 through 13</i>)	\$0.00
15. Spent nuclear fuel payment	\$0.00
16. Total Utility Aid – this is the utility aid payment listed on the front of the estimate (<i>sum of Lines 9, 14 and 15</i>)	\$31,498.41

Supplemental County and Municipal Aid

- Under state law, supplemental county and municipal aid paid to each county and municipality is determined by 2023 Wisconsin Act 12 (sec. 79.037, Wis. Stats.)
- For detailed information, review [county and municipal aid spreadsheet](#)

Supplemental County and Municipal Aid Calculation	
1. Prior year supplemental county and municipal aid	\$57,467.22
2. Increase due to sales tax revenue including adjustments (<i>district changes</i>)	\$1,321.75
3. Total Supplemental County and Municipal Aid (<i>sum of Lines 1 and 2</i>)	\$58,788.97

Expenditure Restraint Incentive Program

- Only municipalities are eligible to receive Expenditure Restraint Incentive Program (ERIP) payments
- Under state law, in 2025, each municipality will receive a payment that is equal to the amount of the payment received by the municipality in 2024 (sec. 79.05(4), Wis. Stats., from 2023 WI Act 12 – notwithstanding subs. (2) and (3))

Contact Information

If you have questions, contact us at lgs@wisconsin.gov, (608) 266-8618 or (608) 261-5167.



State of Wisconsin • DEPARTMENT OF REVENUE

DIVISION OF STATE AND LOCAL FINANCE • BUREAU OF LOCAL GOVERNMENT SERVICES • 2135 RIMROCK RD MADISON, WI 53713

Mailing Address:
PO Box 8971 #6-97
Madison WI 53708-8971
Fax: (608) 264-6887
lgs@wisconsin.gov

September 13, 2024

SHARI ROSENOW
CITY OF GLENWOOD CITY
217 WEST OAK ST. PO BOX 368
GLENWOOD CITY WI 54013-0368

Notice of Shared Revenue – 2025 Original Estimate

Notice Information

The Wisconsin Department of Revenue (DOR) is providing the **estimated** shared revenue amounts your local government will receive in 2025 under current state law for county and municipal aid, supplemental county and municipal aid, utility aid and the expenditure restraint incentive program. This does not include adjustments, shown on the July and November payment notices.

District	CITY OF GLENWOOD CITY	County	ST CROIX	Co-muni code	55-231
-----------------	-----------------------	---------------	----------	---------------------	--------

Estimate Information

For an explanation of each aid payment listed below, review the additional information in this notice.

2025 Original Estimate	
1. County and municipal aid	\$263,611.98
2. Utility aid	\$0.00
3. Supplemental county and municipal aid	\$52,825.36
4. Expenditure restraint incentive program	\$10,438.29
5. Total Estimated 2025 Payments (sum of Lines 1-4)	\$326,875.63

Payment Information

Your local government will receive two distributions in 2025 :

- July 28, 2025: 15% of Line 1, 2, and 3 and 100% of Line 4 (*shown above*)
- November 17, 2025: balance of your 2025 aid payments

County and Municipal Aid

Under state law, the county and municipal aid paid to each county and municipality must be equal to the amount determined in 2012 (sec. 79.036, Wis. Stats.) and adjusted for fallen protective services insurance reimbursement (sec. 79.036(4), Wis. Stats.).

County and Municipal Aid Calculation	
1. Prior year county and municipal aid	\$257,703.84
2. Increase due to sales tax revenue, including adjustments (<i>district changes</i>)	\$5,927.19
3. Fallen protective services insurance adjustment	-\$19.05
4. Fallen protective services insurance reimbursement (<i>reported to DOR</i>)	\$0.00
5. Total County and Municipal Aid (sum of Lines 1-4)	\$263,611.98

Utility Aid

- Under state law, utility aid is distributed to each county and municipality where tax-exempt utility property is located (sec. 79.04, Wis. Stats.)
- Utility companies report utility property information to DOR annually
- DOR uses the provided information to accurately calculate utility aid (*shown below*)

Utility Aid Calculation	
1. Net book value, <i>as of December 31, 2024 (including expected additions/retirements)</i>	\$0.00
2. Total net book value payment	\$0.00
3. Minimum payment	\$0.00
4. Megawatt capacity	0.0
5. Megawatt capacity payment	\$0.00
6. Closed/decommissioned production plant (phased down) payment	\$0.00
7. Subtotal (<i>sum of Lines 2, 3, 5 and 6</i>)	\$0.00
8. Population cap	\$546,975.00
9. Adjusted subtotal (<i>lesser of Line 7 or Line 8</i>)	\$0.00
10. Adjacent site incentive payment	\$0.00
11. Baseload incentive payment	\$0.00
12. Co-generation incentive payment	\$0.00
13. Alternative energy incentive payment	\$0.00
14. Total incentive payments (<i>sum of Lines 10 through 13</i>)	\$0.00
15. Spent nuclear fuel payment	\$0.00
16. Total Utility Aid – this is the utility aid payment listed on the front of the estimate (<i>sum of Lines 9, 14 and 15</i>)	\$0.00

Supplemental County and Municipal Aid

- Under state law, supplemental county and municipal aid paid to each county and municipality is determined by 2023 Wisconsin Act 12 (sec. 79.037, Wis. Stats.)
- For detailed information, review [county and municipal aid spreadsheet](#)

Supplemental County and Municipal Aid Calculation	
1. Prior year supplemental county and municipal aid	\$51,637.69
2. Increase due to sales tax revenue including adjustments (<i>district changes</i>)	\$1,187.67
3. Total Supplemental County and Municipal Aid (<i>sum of Lines 1 and 2</i>)	\$52,825.36

Expenditure Restraint Incentive Program

- Only municipalities are eligible to receive Expenditure Restraint Incentive Program (ERIP) payments
- Under state law, in 2025, each municipality will receive a payment that is equal to the amount of the payment received by the municipality in 2024 (sec. 79.05(4), Wis. Stats., from 2023 WI Act 12 – notwithstanding subs. (2) and (3))

Contact Information

If you have questions, contact us at lgs@wisconsin.gov, (608) 266-8618 or (608) 261-5167.



State of Wisconsin • DEPARTMENT OF REVENUE

DIVISION OF STATE AND LOCAL FINANCE • BUREAU OF LOCAL GOVERNMENT SERVICES • 2135 RIMROCK RD MADISON, WI 53713

Mailing Address:
PO Box 8971 #6-97
Madison WI 53708-8971
Fax: (608) 264-6887
lgs@wisconsin.gov

September 13, 2024

BECKY EGGEN
CITY OF HUDSON
505 3RD ST
HUDSON WI 54016-1603

Notice of Shared Revenue – 2025 Original Estimate

Notice Information

The Wisconsin Department of Revenue (DOR) is providing the **estimated** shared revenue amounts your local government will receive in 2025 under current state law for county and municipal aid, supplemental county and municipal aid, utility aid and the expenditure restraint incentive program. This does not include adjustments, shown on the July and November payment notices.

District	CITY OF HUDSON	County	ST CROIX	Co-muni code	55-236
-----------------	----------------	---------------	----------	---------------------	--------

Estimate Information

For an explanation of each aid payment listed below, review the additional information in this notice.

2025 Original Estimate	
1. County and municipal aid	\$164,614.32
2. Utility aid	\$47,780.65
3. Supplemental county and municipal aid	\$375,492.47
4. Expenditure restraint incentive program	\$0.00
5. Total Estimated 2025 Payments (sum of Lines 1-4)	\$587,887.44

Payment Information

Your local government will receive two distributions in 2025 :

- July 28, 2025: 15% of Line 1, 2, and 3 and 100% of Line 4 (*shown above*)
- November 17, 2025: balance of your 2025 aid payments

County and Municipal Aid

Under state law, the county and municipal aid paid to each county and municipality must be equal to the amount determined in 2012 (sec. 79.036, Wis. Stats.) and adjusted for fallen protective services insurance reimbursement (sec. 79.036(4), Wis. Stats.).

County and Municipal Aid Calculation	
1. Prior year county and municipal aid	\$160,924.94
2. Increase due to sales tax revenue, including adjustments (<i>district changes</i>)	\$3,701.27
3. Fallen protective services insurance adjustment	-\$11.89
4. Fallen protective services insurance reimbursement (<i>reported to DOR</i>)	\$0.00
5. Total County and Municipal Aid (sum of Lines 1-4)	\$164,614.32

Utility Aid

- Under state law, utility aid is distributed to each county and municipality where tax-exempt utility property is located (sec. 79.04, Wis. Stats.)
- Utility companies report utility property information to DOR annually
- DOR uses the provided information to accurately calculate utility aid (*shown below*)

Utility Aid Calculation	
1. Net book value, <i>as of December 31, 2024 (including expected additions/retirements)</i>	\$7,963,441.00
2. Total net book value payment	\$47,780.65
3. Minimum payment	\$0.00
4. Megawatt capacity	0.0
5. Megawatt capacity payment	\$0.00
6. Closed/decommissioned production plant (phased down) payment	\$0.00
7. Subtotal (<i>sum of Lines 2, 3, 5 and 6</i>)	\$47,780.65
8. Population cap	\$6,741,775.00
9. Adjusted subtotal (<i>lesser of Line 7 or Line 8</i>)	\$47,780.65
10. Adjacent site incentive payment	\$0.00
11. Baseload incentive payment	\$0.00
12. Co-generation incentive payment	\$0.00
13. Alternative energy incentive payment	\$0.00
14. Total incentive payments (<i>sum of Lines 10 through 13</i>)	\$0.00
15. Spent nuclear fuel payment	\$0.00
16. Total Utility Aid – this is the utility aid payment listed on the front of the estimate (<i>sum of Lines 9, 14 and 15</i>)	\$47,780.65

Supplemental County and Municipal Aid

- Under state law, supplemental county and municipal aid paid to each county and municipality is determined by 2023 Wisconsin Act 12 (sec. 79.037, Wis. Stats.)
- For detailed information, review [county and municipal aid spreadsheet](#)

Supplemental County and Municipal Aid Calculation	
1. Prior year supplemental county and municipal aid	\$367,050.31
2. Increase due to sales tax revenue including adjustments (<i>district changes</i>)	\$8,442.16
3. Total Supplemental County and Municipal Aid (<i>sum of Lines 1 and 2</i>)	\$375,492.47

Expenditure Restraint Incentive Program

- Only municipalities are eligible to receive Expenditure Restraint Incentive Program (ERIP) payments
- Under state law, in 2025, each municipality will receive a payment that is equal to the amount of the payment received by the municipality in 2024 (sec. 79.05(4), Wis. Stats., from 2023 WI Act 12 – notwithstanding subs. (2) and (3))

Contact Information

If you have questions, contact us at lgs@wisconsin.gov, (608) 266-8618 or (608) 261-5167.



State of Wisconsin • DEPARTMENT OF REVENUE

DIVISION OF STATE AND LOCAL FINANCE • BUREAU OF LOCAL GOVERNMENT SERVICES • 2135 RIMROCK RD MADISON, WI 53713

Mailing Address:
PO Box 8971 #6-97
Madison WI 53708-8971
Fax: (608) 264-6887
lgs@wisconsin.gov

September 13, 2024

MICHELLE SCANLAN
CITY OF NEW RICHMOND
156 EAST FIRST ST
NEW RICHMOND WI 54017-1802

Notice of Shared Revenue – 2025 Original Estimate

Notice Information

The Wisconsin Department of Revenue (DOR) is providing the **estimated** shared revenue amounts your local government will receive in 2025 under current state law for county and municipal aid, supplemental county and municipal aid, utility aid and the expenditure restraint incentive program. This does not include adjustments, shown on the July and November payment notices.

District	CITY OF NEW RICHMOND	County	ST CROIX	Co-muni code	55-261
-----------------	----------------------	---------------	----------	---------------------	--------

Estimate Information

For an explanation of each aid payment listed below, review the additional information in this notice.

2025 Original Estimate	
1. County and municipal aid	\$469,211.88
2. Utility aid	\$19,442.96
3. Supplemental county and municipal aid	\$270,240.11
4. Expenditure restraint incentive program	\$53,676.35
5. Total Estimated 2025 Payments (sum of Lines 1-4)	\$812,571.30

Payment Information

Your local government will receive two distributions in 2025 :

- July 28, 2025: 15% of Line 1, 2, and 3 and 100% of Line 4 (*shown above*)
- November 17, 2025: balance of your 2025 aid payments

County and Municipal Aid

Under state law, the county and municipal aid paid to each county and municipality must be equal to the amount determined in 2012 (sec. 79.036, Wis. Stats.) and adjusted for fallen protective services insurance reimbursement (sec. 79.036(4), Wis. Stats.).

County and Municipal Aid Calculation	
1. Prior year county and municipal aid	\$458,695.78
2. Increase due to sales tax revenue, including adjustments (<i>district changes</i>)	\$10,550.00
3. Fallen protective services insurance adjustment	-\$33.90
4. Fallen protective services insurance reimbursement (<i>reported to DOR</i>)	\$0.00
5. Total County and Municipal Aid (sum of Lines 1-4)	\$469,211.88

Utility Aid

- Under state law, utility aid is distributed to each county and municipality where tax-exempt utility property is located (sec. 79.04, Wis. Stats.)
- Utility companies report utility property information to DOR annually
- DOR uses the provided information to accurately calculate utility aid (*shown below*)

Utility Aid Calculation	
1. Net book value, <i>as of December 31, 2024 (including expected additions/retirements)</i>	\$3,240,494.00
2. Total net book value payment	\$19,442.96
3. Minimum payment	\$0.00
4. Megawatt capacity	0.0
5. Megawatt capacity payment	\$0.00
6. Closed/decommissioned production plant (phased down) payment	\$0.00
7. Subtotal (<i>sum of Lines 2, 3, 5 and 6</i>)	\$19,442.96
8. Population cap	\$4,822,475.00
9. Adjusted subtotal (<i>lesser of Line 7 or Line 8</i>)	\$19,442.96
10. Adjacent site incentive payment	\$0.00
11. Baseload incentive payment	\$0.00
12. Co-generation incentive payment	\$0.00
13. Alternative energy incentive payment	\$0.00
14. Total incentive payments (<i>sum of Lines 10 through 13</i>)	\$0.00
15. Spent nuclear fuel payment	\$0.00
16. Total Utility Aid – this is the utility aid payment listed on the front of the estimate (<i>sum of Lines 9, 14 and 15</i>)	\$19,442.96

Supplemental County and Municipal Aid

- Under state law, supplemental county and municipal aid paid to each county and municipality is determined by 2023 Wisconsin Act 12 (sec. 79.037, Wis. Stats.)
- For detailed information, review [county and municipal aid spreadsheet](#)

Supplemental County and Municipal Aid Calculation	
1. Prior year supplemental county and municipal aid	\$264,164.33
2. Increase due to sales tax revenue including adjustments (<i>district changes</i>)	\$6,075.78
3. Total Supplemental County and Municipal Aid (<i>sum of Lines 1 and 2</i>)	\$270,240.11

Expenditure Restraint Incentive Program

- Only municipalities are eligible to receive Expenditure Restraint Incentive Program (ERIP) payments
- Under state law, in 2025, each municipality will receive a payment that is equal to the amount of the payment received by the municipality in 2024 (sec. 79.05(4), Wis. Stats., from 2023 WI Act 12 – notwithstanding subs. (2) and (3))

Contact Information

If you have questions, contact us at lgs@wisconsin.gov, (608) 266-8618 or (608) 261-5167.



State of Wisconsin • DEPARTMENT OF REVENUE

DIVISION OF STATE AND LOCAL FINANCE • BUREAU OF LOCAL GOVERNMENT SERVICES • 2135 RIMROCK RD MADISON, WI 53713

Mailing Address:
PO Box 8971 #6-97
Madison WI 53708-8971
Fax: (608) 264-6887
lgs@wisconsin.gov

September 13, 2024

CHRISTINE HINES
COUNTY OF ST CROIX
1101 CARMICHAEL RD
HUDSON WI 54016-7713

Notice of Shared Revenue – 2025 Original Estimate

Notice Information

The Wisconsin Department of Revenue (DOR) is providing the **estimated** shared revenue amounts your local government will receive in 2025 under current state law for county and municipal aid, supplemental county and municipal aid, utility aid and the expenditure restraint incentive program. This does not include adjustments, shown on the July and November payment notices.

District	COUNTY OF ST CROIX	County	ST CROIX	Co-muni code	55-999
-----------------	--------------------	---------------	----------	---------------------	--------

Estimate Information

For an explanation of each aid payment listed below, review the additional information in this notice.

2025 Original Estimate	
1. County and municipal aid	\$380,631.12
2. Utility aid	\$199,703.54
3. Supplemental county and municipal aid	\$770,817.63
4. Expenditure restraint incentive program	\$0.00
5. Total Estimated 2025 Payments (sum of Lines 1-4)	\$1,351,152.29

Payment Information

Your local government will receive two distributions in 2025 :

- July 28, 2025: 15% of Line 1, 2, and 3 and 100% of Line 4 (*shown above*)
- November 17, 2025: balance of your 2025 aid payments

County and Municipal Aid

Under state law, the county and municipal aid paid to each county and municipality must be equal to the amount determined in 2012 (sec. 79.036, Wis. Stats.) and adjusted for fallen protective services insurance reimbursement (sec. 79.036(4), Wis. Stats.).

County and Municipal Aid Calculation	
1. Prior year county and municipal aid	\$372,100.31
2. Increase due to sales tax revenue, including adjustments (<i>district changes</i>)	\$8,558.31
3. Fallen protective services insurance adjustment	-\$27.50
4. Fallen protective services insurance reimbursement (<i>reported to DOR</i>)	\$0.00
5. Total County and Municipal Aid (sum of Lines 1-4)	\$380,631.12

Utility Aid

- Under state law, utility aid is distributed to each county and municipality where tax-exempt utility property is located (sec. 79.04, Wis. Stats.)
- Utility companies report utility property information to DOR annually
- DOR uses the provided information to accurately calculate utility aid (*shown below*)

Utility Aid Calculation	
1. Net book value, as of December 31, 2024 (including expected additions/retirements)	\$47,065,142.00
2. Total net book value payment	\$193,186.87
3. Minimum payment	\$0.00
4. Megawatt capacity	2.3
5. Megawatt capacity payment	\$3,066.67
6. Closed/decommissioned production plant (phased down) payment	\$0.00
7. Subtotal (sum of Lines 2, 3, 5 and 6)	\$196,253.54
8. Population cap	\$12,578,375.00
9. Adjusted subtotal (lesser of Line 7 or Line 8)	\$196,253.54
10. Adjacent site incentive payment	\$0.00
11. Baseload incentive payment	\$0.00
12. Co-generation incentive payment	\$0.00
13. Alternative energy incentive payment	\$3,450.00
14. Total incentive payments (sum of Lines 10 through 13)	\$3,450.00
15. Spent nuclear fuel payment	\$0.00
16. Total Utility Aid – this is the utility aid payment listed on the front of the estimate (sum of Lines 9, 14 and 15)	\$199,703.54

Supplemental County and Municipal Aid

- Under state law, supplemental county and municipal aid paid to each county and municipality is determined by 2023 Wisconsin Act 12 (sec. 79.037, Wis. Stats.)
- For detailed information, review [county and municipal aid spreadsheet](#)

Supplemental County and Municipal Aid Calculation	
1. Prior year supplemental county and municipal aid	\$753,487.42
2. Increase due to sales tax revenue including adjustments (district changes)	\$17,330.21
3. Total Supplemental County and Municipal Aid (sum of Lines 1 and 2)	\$770,817.63

Expenditure Restraint Incentive Program

- Only municipalities are eligible to receive Expenditure Restraint Incentive Program (ERIP) payments
- Under state law, in 2025, each municipality will receive a payment that is equal to the amount of the payment received by the municipality in 2024 (sec. 79.05(4), Wis. Stats., from 2023 WI Act 12 – notwithstanding subs. (2) and (3))

Contact Information

If you have questions, contact us at lgs@wisconsin.gov, (608) 266-8618 or (608) 261-5167.



State of Wisconsin • DEPARTMENT OF REVENUE

DIVISION OF STATE AND LOCAL FINANCE • BUREAU OF LOCAL GOVERNMENT SERVICES • 2135 RIMROCK RD MADISON, WI 53713

Mailing Address:
PO Box 8971 #6-97
Madison WI 53708-8971
Fax: (608) 264-6887
lgs@wisconsin.gov

September 13, 2024

MORGAN OLSON
TOWN OF BARABOO
101 CEDAR STREET
BARABOO WI 53913-1182

Notice of Shared Revenue – 2025 Original Estimate

Notice Information

The Wisconsin Department of Revenue (DOR) is providing the **estimated** shared revenue amounts your local government will receive in 2025 under current state law for county and municipal aid, supplemental county and municipal aid, utility aid and the expenditure restraint incentive program. This does not include adjustments, shown on the July and November payment notices.

District	TOWN OF BARABOO	County	SAUK	Co-muni code	56-002
-----------------	-----------------	---------------	------	---------------------	--------

Estimate Information

For an explanation of each aid payment listed below, review the additional information in this notice.

2025 Original Estimate	
1. County and municipal aid	\$22,693.47
2. Utility aid	\$11,579.61
3. Supplemental county and municipal aid	\$61,837.68
4. Expenditure restraint incentive program	\$0.00
5. Total Estimated 2025 Payments (sum of Lines 1-4)	\$96,110.76

Payment Information

Your local government will receive two distributions in 2025 :

- July 28, 2025: 15% of Line 1, 2, and 3 and 100% of Line 4 (*shown above*)
- November 17, 2025: balance of your 2025 aid payments

County and Municipal Aid

Under state law, the county and municipal aid paid to each county and municipality must be equal to the amount determined in 2012 (sec. 79.036, Wis. Stats.) and adjusted for fallen protective services insurance reimbursement (sec. 79.036(4), Wis. Stats.).

County and Municipal Aid Calculation	
1. Prior year county and municipal aid	\$22,184.86
2. Increase due to sales tax revenue, including adjustments (<i>district changes</i>)	\$510.25
3. Fallen protective services insurance adjustment	-\$1.64
4. Fallen protective services insurance reimbursement (<i>reported to DOR</i>)	\$0.00
5. Total County and Municipal Aid (sum of Lines 1-4)	\$22,693.47

Utility Aid

- Under state law, utility aid is distributed to each county and municipality where tax-exempt utility property is located (sec. 79.04, Wis. Stats.)
- Utility companies report utility property information to DOR annually
- DOR uses the provided information to accurately calculate utility aid (*shown below*)

Utility Aid Calculation	
1. Net book value, <i>as of December 31, 2024 (including expected additions/retirements)</i>	\$3,859,871.00
2. Total net book value payment	\$11,579.61
3. Minimum payment	\$0.00
4. Megawatt capacity	0.0
5. Megawatt capacity payment	\$0.00
6. Closed/decommissioned production plant (phased down) payment	\$0.00
7. Subtotal (<i>sum of Lines 2, 3, 5 and 6</i>)	\$11,579.61
8. Population cap	\$769,675.00
9. Adjusted subtotal (<i>lesser of Line 7 or Line 8</i>)	\$11,579.61
10. Adjacent site incentive payment	\$0.00
11. Baseload incentive payment	\$0.00
12. Co-generation incentive payment	\$0.00
13. Alternative energy incentive payment	\$0.00
14. Total incentive payments (<i>sum of Lines 10 through 13</i>)	\$0.00
15. Spent nuclear fuel payment	\$0.00
16. Total Utility Aid – this is the utility aid payment listed on the front of the estimate (<i>sum of Lines 9, 14 and 15</i>)	\$11,579.61

Supplemental County and Municipal Aid

- Under state law, supplemental county and municipal aid paid to each county and municipality is determined by 2023 Wisconsin Act 12 (sec. 79.037, Wis. Stats.)
- For detailed information, review [county and municipal aid spreadsheet](#)

Supplemental County and Municipal Aid Calculation	
1. Prior year supplemental county and municipal aid	\$60,447.39
2. Increase due to sales tax revenue including adjustments (<i>district changes</i>)	\$1,390.29
3. Total Supplemental County and Municipal Aid (<i>sum of Lines 1 and 2</i>)	\$61,837.68

Expenditure Restraint Incentive Program

- Only municipalities are eligible to receive Expenditure Restraint Incentive Program (ERIP) payments
- Under state law, in 2025, each municipality will receive a payment that is equal to the amount of the payment received by the municipality in 2024 (sec. 79.05(4), Wis. Stats., from 2023 WI Act 12 – notwithstanding subs. (2) and (3))

Contact Information

If you have questions, contact us at lgs@wisconsin.gov, (608) 266-8618 or (608) 261-5167.



State of Wisconsin • DEPARTMENT OF REVENUE

DIVISION OF STATE AND LOCAL FINANCE • BUREAU OF LOCAL GOVERNMENT SERVICES • 2135 RIMROCK RD MADISON, WI 53713

Mailing Address:
PO Box 8971 #6-97
Madison WI 53708-8971
Fax: (608) 264-6887
lgs@wisconsin.gov

September 13, 2024

SHEILA CARVER
TOWN OF BEAR CREEK
E3892 MARBLE QUARRY RD.
PLAIN WI 53577-9680

Notice of Shared Revenue – 2025 Original Estimate

Notice Information

The Wisconsin Department of Revenue (DOR) is providing the **estimated** shared revenue amounts your local government will receive in 2025 under current state law for county and municipal aid, supplemental county and municipal aid, utility aid and the expenditure restraint incentive program. This does not include adjustments, shown on the July and November payment notices.

District	TOWN OF BEAR CREEK	County	SAUK	Co-muni code	56-004
-----------------	--------------------	---------------	------	---------------------	--------

Estimate Information

For an explanation of each aid payment listed below, review the additional information in this notice.

2025 Original Estimate	
1. County and municipal aid	\$7,484.90
2. Utility aid	\$0.00
3. Supplemental county and municipal aid	\$41,744.96
4. Expenditure restraint incentive program	\$0.00
5. Total Estimated 2025 Payments (sum of Lines 1-4)	\$49,229.86

Payment Information

Your local government will receive two distributions in 2025 :

- July 28, 2025: 15% of Line 1, 2, and 3 and 100% of Line 4 (*shown above*)
- November 17, 2025: balance of your 2025 aid payments

County and Municipal Aid

Under state law, the county and municipal aid paid to each county and municipality must be equal to the amount determined in 2012 (sec. 79.036, Wis. Stats.) and adjusted for fallen protective services insurance reimbursement (sec. 79.036(4), Wis. Stats.).

County and Municipal Aid Calculation	
1. Prior year county and municipal aid	\$7,317.15
2. Increase due to sales tax revenue, including adjustments (<i>district changes</i>)	\$168.29
3. Fallen protective services insurance adjustment	-\$0.54
4. Fallen protective services insurance reimbursement (<i>reported to DOR</i>)	\$0.00
5. Total County and Municipal Aid (sum of Lines 1-4)	\$7,484.90

Utility Aid

- Under state law, utility aid is distributed to each county and municipality where tax-exempt utility property is located (sec. 79.04, Wis. Stats.)
- Utility companies report utility property information to DOR annually
- DOR uses the provided information to accurately calculate utility aid (*shown below*)

Utility Aid Calculation	
1. Net book value, <i>as of December 31, 2024 (including expected additions/retirements)</i>	\$0.00
2. Total net book value payment	\$0.00
3. Minimum payment	\$0.00
4. Megawatt capacity	0.0
5. Megawatt capacity payment	\$0.00
6. Closed/decommissioned production plant (phased down) payment	\$0.00
7. Subtotal (<i>sum of Lines 2, 3, 5 and 6</i>)	\$0.00
8. Population cap	\$275,400.00
9. Adjusted subtotal (<i>lesser of Line 7 or Line 8</i>)	\$0.00
10. Adjacent site incentive payment	\$0.00
11. Baseload incentive payment	\$0.00
12. Co-generation incentive payment	\$0.00
13. Alternative energy incentive payment	\$0.00
14. Total incentive payments (<i>sum of Lines 10 through 13</i>)	\$0.00
15. Spent nuclear fuel payment	\$0.00
16. Total Utility Aid – this is the utility aid payment listed on the front of the estimate (<i>sum of Lines 9, 14 and 15</i>)	\$0.00

Supplemental County and Municipal Aid

- Under state law, supplemental county and municipal aid paid to each county and municipality is determined by 2023 Wisconsin Act 12 (sec. 79.037, Wis. Stats.)
- For detailed information, review [county and municipal aid spreadsheet](#)

Supplemental County and Municipal Aid Calculation	
1. Prior year supplemental county and municipal aid	\$40,806.41
2. Increase due to sales tax revenue including adjustments (<i>district changes</i>)	\$938.55
3. Total Supplemental County and Municipal Aid (<i>sum of Lines 1 and 2</i>)	\$41,744.96

Expenditure Restraint Incentive Program

- Only municipalities are eligible to receive Expenditure Restraint Incentive Program (ERIP) payments
- Under state law, in 2025, each municipality will receive a payment that is equal to the amount of the payment received by the municipality in 2024 (sec. 79.05(4), Wis. Stats., from 2023 WI Act 12 – notwithstanding subs. (2) and (3))

Contact Information

If you have questions, contact us at lgs@wisconsin.gov, (608) 266-8618 or (608) 261-5167.



State of Wisconsin • DEPARTMENT OF REVENUE

DIVISION OF STATE AND LOCAL FINANCE • BUREAU OF LOCAL GOVERNMENT SERVICES • 2135 RIMROCK RD MADISON, WI 53713

Mailing Address:
PO Box 8971 #6-97
Madison WI 53708-8971
Fax: (608) 264-6887
lgs@wisconsin.gov

September 13, 2024

LYNN EBERL
TOWN OF DELLONA
E8062 COUNTY RD H
LYNDON STATION WI 53944-9667

Notice of Shared Revenue – 2025 Original Estimate

Notice Information

The Wisconsin Department of Revenue (DOR) is providing the **estimated** shared revenue amounts your local government will receive in 2025 under current state law for county and municipal aid, supplemental county and municipal aid, utility aid and the expenditure restraint incentive program. This does not include adjustments, shown on the July and November payment notices.

District	TOWN OF DELLONA	County	SAUK	Co-muni code	56-006
-----------------	-----------------	---------------	------	---------------------	--------

Estimate Information

For an explanation of each aid payment listed below, review the additional information in this notice.

2025 Original Estimate	
1. County and municipal aid	\$11,423.01
2. Utility aid	\$3,275.88
3. Supplemental county and municipal aid	\$63,759.54
4. Expenditure restraint incentive program	\$0.00
5. Total Estimated 2025 Payments (sum of Lines 1-4)	\$78,458.43

Payment Information

Your local government will receive two distributions in 2025 :

- July 28, 2025: 15% of Line 1, 2, and 3 and 100% of Line 4 (*shown above*)
- November 17, 2025: balance of your 2025 aid payments

County and Municipal Aid

Under state law, the county and municipal aid paid to each county and municipality must be equal to the amount determined in 2012 (sec. 79.036, Wis. Stats.) and adjusted for fallen protective services insurance reimbursement (sec. 79.036(4), Wis. Stats.).

County and Municipal Aid Calculation	
1. Prior year county and municipal aid	\$11,167.00
2. Increase due to sales tax revenue, including adjustments (<i>district changes</i>)	\$256.84
3. Fallen protective services insurance adjustment	-\$0.83
4. Fallen protective services insurance reimbursement (<i>reported to DOR</i>)	\$0.00
5. Total County and Municipal Aid (sum of Lines 1-4)	\$11,423.01

Utility Aid

- Under state law, utility aid is distributed to each county and municipality where tax-exempt utility property is located (sec. 79.04, Wis. Stats.)
- Utility companies report utility property information to DOR annually
- DOR uses the provided information to accurately calculate utility aid (*shown below*)

Utility Aid Calculation	
1. Net book value, <i>as of December 31, 2024 (including expected additions/retirements)</i>	\$1,091,959.00
2. Total net book value payment	\$3,275.88
3. Minimum payment	\$0.00
4. Megawatt capacity	0.0
5. Megawatt capacity payment	\$0.00
6. Closed/decommissioned production plant (phased down) payment	\$0.00
7. Subtotal (<i>sum of Lines 2, 3, 5 and 6</i>)	\$3,275.88
8. Population cap	\$829,600.00
9. Adjusted subtotal (<i>lesser of Line 7 or Line 8</i>)	\$3,275.88
10. Adjacent site incentive payment	\$0.00
11. Baseload incentive payment	\$0.00
12. Co-generation incentive payment	\$0.00
13. Alternative energy incentive payment	\$0.00
14. Total incentive payments (<i>sum of Lines 10 through 13</i>)	\$0.00
15. Spent nuclear fuel payment	\$0.00
16. Total Utility Aid – this is the utility aid payment listed on the front of the estimate <i>(sum of Lines 9, 14 and 15)</i>	\$3,275.88

Supplemental County and Municipal Aid

- Under state law, supplemental county and municipal aid paid to each county and municipality is determined by 2023 Wisconsin Act 12 (sec. 79.037, Wis. Stats.)
- For detailed information, review [county and municipal aid spreadsheet](#)

Supplemental County and Municipal Aid Calculation	
1. Prior year supplemental county and municipal aid	\$62,326.04
2. Increase due to sales tax revenue including adjustments (<i>district changes</i>)	\$1,433.50
3. Total Supplemental County and Municipal Aid (<i>sum of Lines 1 and 2</i>)	\$63,759.54

Expenditure Restraint Incentive Program

- Only municipalities are eligible to receive Expenditure Restraint Incentive Program (ERIP) payments
- Under state law, in 2025, each municipality will receive a payment that is equal to the amount of the payment received by the municipality in 2024 (sec. 79.05(4), Wis. Stats., from 2023 WI Act 12 – notwithstanding subs. (2) and (3))

Contact Information

If you have questions, contact us at lgs@wisconsin.gov, (608) 266-8618 or (608) 261-5167.



State of Wisconsin • DEPARTMENT OF REVENUE

DIVISION OF STATE AND LOCAL FINANCE • BUREAU OF LOCAL GOVERNMENT SERVICES • 2135 RIMROCK RD MADISON, WI 53713

Mailing Address:
PO Box 8971 #6-97
Madison WI 53708-8971
Fax: (608) 264-6887
lgs@wisconsin.gov

September 13, 2024

DEBORAH KOWALKE
TOWN OF DELTON
PO BOX 148
LAKE DELTON WI 53940-0148

Notice of Shared Revenue – 2025 Original Estimate

Notice Information

The Wisconsin Department of Revenue (DOR) is providing the **estimated** shared revenue amounts your local government will receive in 2025 under current state law for county and municipal aid, supplemental county and municipal aid, utility aid and the expenditure restraint incentive program. This does not include adjustments, shown on the July and November payment notices.

District	TOWN OF DELTON	County	SAUK	Co-muni code	56-008
-----------------	----------------	---------------	------	---------------------	--------

Estimate Information

For an explanation of each aid payment listed below, review the additional information in this notice.

2025 Original Estimate	
1. County and municipal aid	\$24,975.26
2. Utility aid	\$15,894.04
3. Supplemental county and municipal aid	\$73,450.52
4. Expenditure restraint incentive program	\$0.00
5. Total Estimated 2025 Payments (sum of Lines 1-4)	\$114,319.82

Payment Information

Your local government will receive two distributions in 2025 :

- July 28, 2025: 15% of Line 1, 2, and 3 and 100% of Line 4 (*shown above*)
- November 17, 2025: balance of your 2025 aid payments

County and Municipal Aid

Under state law, the county and municipal aid paid to each county and municipality must be equal to the amount determined in 2012 (sec. 79.036, Wis. Stats.) and adjusted for fallen protective services insurance reimbursement (sec. 79.036(4), Wis. Stats.).

County and Municipal Aid Calculation	
1. Prior year county and municipal aid	\$24,415.50
2. Increase due to sales tax revenue, including adjustments (<i>district changes</i>)	\$561.56
3. Fallen protective services insurance adjustment	-\$1.80
4. Fallen protective services insurance reimbursement (<i>reported to DOR</i>)	\$0.00
5. Total County and Municipal Aid (sum of Lines 1-4)	\$24,975.26

Utility Aid

- Under state law, utility aid is distributed to each county and municipality where tax-exempt utility property is located (sec. 79.04, Wis. Stats.)
- Utility companies report utility property information to DOR annually
- DOR uses the provided information to accurately calculate utility aid (*shown below*)

Utility Aid Calculation	
1. Net book value, as of December 31, 2024 (including expected additions/retirements)	\$5,298,012.00
2. Total net book value payment	\$15,894.04
3. Minimum payment	\$0.00
4. Megawatt capacity	0.0
5. Megawatt capacity payment	\$0.00
6. Closed/decommissioned production plant (phased down) payment	\$0.00
7. Subtotal (sum of Lines 2, 3, 5 and 6)	\$15,894.04
8. Population cap	\$1,063,350.00
9. Adjusted subtotal (lesser of Line 7 or Line 8)	\$15,894.04
10. Adjacent site incentive payment	\$0.00
11. Baseload incentive payment	\$0.00
12. Co-generation incentive payment	\$0.00
13. Alternative energy incentive payment	\$0.00
14. Total incentive payments (sum of Lines 10 through 13)	\$0.00
15. Spent nuclear fuel payment	\$0.00
16. Total Utility Aid – this is the utility aid payment listed on the front of the estimate (sum of Lines 9, 14 and 15)	\$15,894.04

Supplemental County and Municipal Aid

- Under state law, supplemental county and municipal aid paid to each county and municipality is determined by 2023 Wisconsin Act 12 (sec. 79.037, Wis. Stats.)
- For detailed information, review [county and municipal aid spreadsheet](#)

Supplemental County and Municipal Aid Calculation	
1. Prior year supplemental county and municipal aid	\$71,799.14
2. Increase due to sales tax revenue including adjustments (district changes)	\$1,651.38
3. Total Supplemental County and Municipal Aid (sum of Lines 1 and 2)	\$73,450.52

Expenditure Restraint Incentive Program

- Only municipalities are eligible to receive Expenditure Restraint Incentive Program (ERIP) payments
- Under state law, in 2025, each municipality will receive a payment that is equal to the amount of the payment received by the municipality in 2024 (sec. 79.05(4), Wis. Stats., from 2023 WI Act 12 – notwithstanding subs. (2) and (3))

Contact Information

If you have questions, contact us at lgs@wisconsin.gov, (608) 266-8618 or (608) 261-5167.



State of Wisconsin • DEPARTMENT OF REVENUE

DIVISION OF STATE AND LOCAL FINANCE • BUREAU OF LOCAL GOVERNMENT SERVICES • 2135 RIMROCK RD MADISON, WI 53713

Mailing Address:
PO Box 8971 #6-97
Madison WI 53708-8971
Fax: (608) 264-6887
lgs@wisconsin.gov

September 13, 2024

SANDRA MEYER SWANSON
TOWN OF EXCELSIOR
PO BOX 57
ROCK SPRINGS WI 53961

Notice of Shared Revenue – 2025 Original Estimate

Notice Information

The Wisconsin Department of Revenue (DOR) is providing the **estimated** shared revenue amounts your local government will receive in 2025 under current state law for county and municipal aid, supplemental county and municipal aid, utility aid and the expenditure restraint incentive program. This does not include adjustments, shown on the July and November payment notices.

District	TOWN OF EXCELSIOR	County	SAUK	Co-muni code	56-010
-----------------	-------------------	---------------	------	---------------------	--------

Estimate Information

For an explanation of each aid payment listed below, review the additional information in this notice.

2025 Original Estimate	
1. County and municipal aid	\$19,919.92
2. Utility aid	\$3,066.51
3. Supplemental county and municipal aid	\$58,405.12
4. Expenditure restraint incentive program	\$0.00
5. Total Estimated 2025 Payments (sum of Lines 1-4)	\$81,391.55

Payment Information

Your local government will receive two distributions in 2025 :

- July 28, 2025: 15% of Line 1, 2, and 3 and 100% of Line 4 (*shown above*)
- November 17, 2025: balance of your 2025 aid payments

County and Municipal Aid

Under state law, the county and municipal aid paid to each county and municipality must be equal to the amount determined in 2012 (sec. 79.036, Wis. Stats.) and adjusted for fallen protective services insurance reimbursement (sec. 79.036(4), Wis. Stats.).

County and Municipal Aid Calculation	
1. Prior year county and municipal aid	\$19,473.47
2. Increase due to sales tax revenue, including adjustments (<i>district changes</i>)	\$447.89
3. Fallen protective services insurance adjustment	-\$1.44
4. Fallen protective services insurance reimbursement (<i>reported to DOR</i>)	\$0.00
5. Total County and Municipal Aid (sum of Lines 1-4)	\$19,919.92

Utility Aid

- Under state law, utility aid is distributed to each county and municipality where tax-exempt utility property is located (sec. 79.04, Wis. Stats.)
- Utility companies report utility property information to DOR annually
- DOR uses the provided information to accurately calculate utility aid (*shown below*)

Utility Aid Calculation	
1. Net book value, <i>as of December 31, 2024 (including expected additions/retirements)</i>	\$1,022,169.00
2. Total net book value payment	\$3,066.51
3. Minimum payment	\$0.00
4. Megawatt capacity	0.0
5. Megawatt capacity payment	\$0.00
6. Closed/decommissioned production plant (phased down) payment	\$0.00
7. Subtotal (<i>sum of Lines 2, 3, 5 and 6</i>)	\$3,066.51
8. Population cap	\$697,850.00
9. Adjusted subtotal (<i>lesser of Line 7 or Line 8</i>)	\$3,066.51
10. Adjacent site incentive payment	\$0.00
11. Baseload incentive payment	\$0.00
12. Co-generation incentive payment	\$0.00
13. Alternative energy incentive payment	\$0.00
14. Total incentive payments (<i>sum of Lines 10 through 13</i>)	\$0.00
15. Spent nuclear fuel payment	\$0.00
16. Total Utility Aid – this is the utility aid payment listed on the front of the estimate (<i>sum of Lines 9, 14 and 15</i>)	\$3,066.51

Supplemental County and Municipal Aid

- Under state law, supplemental county and municipal aid paid to each county and municipality is determined by 2023 Wisconsin Act 12 (sec. 79.037, Wis. Stats.)
- For detailed information, review [county and municipal aid spreadsheet](#)

Supplemental County and Municipal Aid Calculation	
1. Prior year supplemental county and municipal aid	\$57,092.00
2. Increase due to sales tax revenue including adjustments (<i>district changes</i>)	\$1,313.12
3. Total Supplemental County and Municipal Aid (<i>sum of Lines 1 and 2</i>)	\$58,405.12

Expenditure Restraint Incentive Program

- Only municipalities are eligible to receive Expenditure Restraint Incentive Program (ERIP) payments
- Under state law, in 2025, each municipality will receive a payment that is equal to the amount of the payment received by the municipality in 2024 (sec. 79.05(4), Wis. Stats., from 2023 WI Act 12 – notwithstanding subs. (2) and (3))

Contact Information

If you have questions, contact us at lgs@wisconsin.gov, (608) 266-8618 or (608) 261-5167.



State of Wisconsin • DEPARTMENT OF REVENUE

DIVISION OF STATE AND LOCAL FINANCE • BUREAU OF LOCAL GOVERNMENT SERVICES • 2135 RIMROCK RD MADISON, WI 53713

Mailing Address:
PO Box 8971 #6-97
Madison WI 53708-8971
Fax: (608) 264-6887
lgs@wisconsin.gov

September 13, 2024

BRANDIE GROB
TOWN OF FAIRFIELD
PO BOX 517
BARABOO WI 53913-9175

Notice of Shared Revenue – 2025 Original Estimate

Notice Information

The Wisconsin Department of Revenue (DOR) is providing the **estimated** shared revenue amounts your local government will receive in 2025 under current state law for county and municipal aid, supplemental county and municipal aid, utility aid and the expenditure restraint incentive program. This does not include adjustments, shown on the July and November payment notices.

District	TOWN OF FAIRFIELD	County	SAUK	Co-muni code	56-012
-----------------	-------------------	---------------	------	---------------------	--------

Estimate Information

For an explanation of each aid payment listed below, review the additional information in this notice.

2025 Original Estimate	
1. County and municipal aid	\$12,074.13
2. Utility aid	\$0.00
3. Supplemental county and municipal aid	\$49,287.47
4. Expenditure restraint incentive program	\$0.00
5. Total Estimated 2025 Payments (sum of Lines 1-4)	\$61,361.60

Payment Information

Your local government will receive two distributions in 2025 :

- July 28, 2025: 15% of Line 1, 2, and 3 and 100% of Line 4 (*shown above*)
- November 17, 2025: balance of your 2025 aid payments

County and Municipal Aid

Under state law, the county and municipal aid paid to each county and municipality must be equal to the amount determined in 2012 (sec. 79.036, Wis. Stats.) and adjusted for fallen protective services insurance reimbursement (sec. 79.036(4), Wis. Stats.).

County and Municipal Aid Calculation	
1. Prior year county and municipal aid	\$11,803.52
2. Increase due to sales tax revenue, including adjustments (<i>district changes</i>)	\$271.48
3. Fallen protective services insurance adjustment	-\$0.87
4. Fallen protective services insurance reimbursement (<i>reported to DOR</i>)	\$0.00
5. Total County and Municipal Aid (sum of Lines 1-4)	\$12,074.13

Utility Aid

- Under state law, utility aid is distributed to each county and municipality where tax-exempt utility property is located (sec. 79.04, Wis. Stats.)
- Utility companies report utility property information to DOR annually
- DOR uses the provided information to accurately calculate utility aid (*shown below*)

Utility Aid Calculation	
1. Net book value, <i>as of December 31, 2024 (including expected additions/retirements)</i>	\$0.00
2. Total net book value payment	\$0.00
3. Minimum payment	\$0.00
4. Megawatt capacity	0.0
5. Megawatt capacity payment	\$0.00
6. Closed/decommissioned production plant (phased down) payment	\$0.00
7. Subtotal (<i>sum of Lines 2, 3, 5 and 6</i>)	\$0.00
8. Population cap	\$446,250.00
9. Adjusted subtotal (<i>lesser of Line 7 or Line 8</i>)	\$0.00
10. Adjacent site incentive payment	\$0.00
11. Baseload incentive payment	\$0.00
12. Co-generation incentive payment	\$0.00
13. Alternative energy incentive payment	\$0.00
14. Total incentive payments (<i>sum of Lines 10 through 13</i>)	\$0.00
15. Spent nuclear fuel payment	\$0.00
16. Total Utility Aid – this is the utility aid payment listed on the front of the estimate (<i>sum of Lines 9, 14 and 15</i>)	\$0.00

Supplemental County and Municipal Aid

- Under state law, supplemental county and municipal aid paid to each county and municipality is determined by 2023 Wisconsin Act 12 (sec. 79.037, Wis. Stats.)
- For detailed information, review [county and municipal aid spreadsheet](#)

Supplemental County and Municipal Aid Calculation	
1. Prior year supplemental county and municipal aid	\$48,179.35
2. Increase due to sales tax revenue including adjustments (<i>district changes</i>)	\$1,108.12
3. Total Supplemental County and Municipal Aid (<i>sum of Lines 1 and 2</i>)	\$49,287.47

Expenditure Restraint Incentive Program

- Only municipalities are eligible to receive Expenditure Restraint Incentive Program (ERIP) payments
- Under state law, in 2025, each municipality will receive a payment that is equal to the amount of the payment received by the municipality in 2024 (sec. 79.05(4), Wis. Stats., from 2023 WI Act 12 – notwithstanding subs. (2) and (3))

Contact Information

If you have questions, contact us at lgs@wisconsin.gov, (608) 266-8618 or (608) 261-5167.



State of Wisconsin • DEPARTMENT OF REVENUE

DIVISION OF STATE AND LOCAL FINANCE • BUREAU OF LOCAL GOVERNMENT SERVICES • 2135 RIMROCK RD MADISON, WI 53713

Mailing Address:
PO Box 8971 #6-97
Madison WI 53708-8971
Fax: (608) 264-6887
lgs@wisconsin.gov

September 13, 2024

CHRISTINE ELLIOTT
TOWN OF FRANKLIN
E4898 COUNTY ROAD GG
LOGANVILLE WI 53943-9744

Notice of Shared Revenue – 2025 Original Estimate

Notice Information

The Wisconsin Department of Revenue (DOR) is providing the **estimated** shared revenue amounts your local government will receive in 2025 under current state law for county and municipal aid, supplemental county and municipal aid, utility aid and the expenditure restraint incentive program. This does not include adjustments, shown on the July and November payment notices.

District	TOWN OF FRANKLIN	County	SAUK	Co-muni code	56-014
-----------------	------------------	---------------	------	---------------------	--------

Estimate Information

For an explanation of each aid payment listed below, review the additional information in this notice.

2025 Original Estimate	
1. County and municipal aid	\$12,341.47
2. Utility aid	\$0.00
3. Supplemental county and municipal aid	\$42,088.66
4. Expenditure restraint incentive program	\$0.00
5. Total Estimated 2025 Payments (sum of Lines 1-4)	\$54,430.13

Payment Information

Your local government will receive two distributions in 2025 :

- July 28, 2025: 15% of Line 1, 2, and 3 and 100% of Line 4 (*shown above*)
- November 17, 2025: balance of your 2025 aid payments

County and Municipal Aid

Under state law, the county and municipal aid paid to each county and municipality must be equal to the amount determined in 2012 (sec. 79.036, Wis. Stats.) and adjusted for fallen protective services insurance reimbursement (sec. 79.036(4), Wis. Stats.).

County and Municipal Aid Calculation	
1. Prior year county and municipal aid	\$12,064.87
2. Increase due to sales tax revenue, including adjustments (<i>district changes</i>)	\$277.49
3. Fallen protective services insurance adjustment	-\$0.89
4. Fallen protective services insurance reimbursement (<i>reported to DOR</i>)	\$0.00
5. Total County and Municipal Aid (sum of Lines 1-4)	\$12,341.47

Utility Aid

- Under state law, utility aid is distributed to each county and municipality where tax-exempt utility property is located (sec. 79.04, Wis. Stats.)
- Utility companies report utility property information to DOR annually
- DOR uses the provided information to accurately calculate utility aid (*shown below*)

Utility Aid Calculation	
1. Net book value, <i>as of December 31, 2024 (including expected additions/retirements)</i>	\$0.00
2. Total net book value payment	\$0.00
3. Minimum payment	\$0.00
4. Megawatt capacity	0.0
5. Megawatt capacity payment	\$0.00
6. Closed/decommissioned production plant (phased down) payment	\$0.00
7. Subtotal (<i>sum of Lines 2, 3, 5 and 6</i>)	\$0.00
8. Population cap	\$281,350.00
9. Adjusted subtotal (<i>lesser of Line 7 or Line 8</i>)	\$0.00
10. Adjacent site incentive payment	\$0.00
11. Baseload incentive payment	\$0.00
12. Co-generation incentive payment	\$0.00
13. Alternative energy incentive payment	\$0.00
14. Total incentive payments (<i>sum of Lines 10 through 13</i>)	\$0.00
15. Spent nuclear fuel payment	\$0.00
16. Total Utility Aid – this is the utility aid payment listed on the front of the estimate (<i>sum of Lines 9, 14 and 15</i>)	\$0.00

Supplemental County and Municipal Aid

- Under state law, supplemental county and municipal aid paid to each county and municipality is determined by 2023 Wisconsin Act 12 (sec. 79.037, Wis. Stats.)
- For detailed information, review [county and municipal aid spreadsheet](#)

Supplemental County and Municipal Aid Calculation	
1. Prior year supplemental county and municipal aid	\$41,142.39
2. Increase due to sales tax revenue including adjustments (<i>district changes</i>)	\$946.27
3. Total Supplemental County and Municipal Aid (<i>sum of Lines 1 and 2</i>)	\$42,088.66

Expenditure Restraint Incentive Program

- Only municipalities are eligible to receive Expenditure Restraint Incentive Program (ERIP) payments
- Under state law, in 2025, each municipality will receive a payment that is equal to the amount of the payment received by the municipality in 2024 (sec. 79.05(4), Wis. Stats., from 2023 WI Act 12 – notwithstanding subs. (2) and (3))

Contact Information

If you have questions, contact us at lgs@wisconsin.gov, (608) 266-8618 or (608) 261-5167.



State of Wisconsin • DEPARTMENT OF REVENUE

DIVISION OF STATE AND LOCAL FINANCE • BUREAU OF LOCAL GOVERNMENT SERVICES • 2135 RIMROCK RD MADISON, WI 53713

Mailing Address:
PO Box 8971 #6-97
Madison WI 53708-8971
Fax: (608) 264-6887
lgs@wisconsin.gov

September 13, 2024

JENNIFER ROLOFF
TOWN OF FREEDOM
PO BOX 176
ROCK SPRINGS WI 53961-0176

Notice of Shared Revenue – 2025 Original Estimate

Notice Information

The Wisconsin Department of Revenue (DOR) is providing the **estimated** shared revenue amounts your local government will receive in 2025 under current state law for county and municipal aid, supplemental county and municipal aid, utility aid and the expenditure restraint incentive program. This does not include adjustments, shown on the July and November payment notices.

District	TOWN OF FREEDOM	County	SAUK	Co-muni code	56-016
-----------------	-----------------	---------------	------	---------------------	--------

Estimate Information

For an explanation of each aid payment listed below, review the additional information in this notice.

2025 Original Estimate	
1. County and municipal aid	\$10,990.45
2. Utility aid	\$0.00
3. Supplemental county and municipal aid	\$38,410.50
4. Expenditure restraint incentive program	\$0.00
5. Total Estimated 2025 Payments (sum of Lines 1-4)	\$49,400.95

Payment Information

Your local government will receive two distributions in 2025 :

- July 28, 2025: 15% of Line 1, 2, and 3 and 100% of Line 4 (*shown above*)
- November 17, 2025: balance of your 2025 aid payments

County and Municipal Aid

Under state law, the county and municipal aid paid to each county and municipality must be equal to the amount determined in 2012 (sec. 79.036, Wis. Stats.) and adjusted for fallen protective services insurance reimbursement (sec. 79.036(4), Wis. Stats.).

County and Municipal Aid Calculation	
1. Prior year county and municipal aid	\$10,744.13
2. Increase due to sales tax revenue, including adjustments (<i>district changes</i>)	\$247.11
3. Fallen protective services insurance adjustment	-\$0.79
4. Fallen protective services insurance reimbursement (<i>reported to DOR</i>)	\$0.00
5. Total County and Municipal Aid (sum of Lines 1-4)	\$10,990.45

Utility Aid

- Under state law, utility aid is distributed to each county and municipality where tax-exempt utility property is located (sec. 79.04, Wis. Stats.)
- Utility companies report utility property information to DOR annually
- DOR uses the provided information to accurately calculate utility aid (*shown below*)

Utility Aid Calculation	
1. Net book value, <i>as of December 31, 2024 (including expected additions/retirements)</i>	\$0.00
2. Total net book value payment	\$0.00
3. Minimum payment	\$0.00
4. Megawatt capacity	0.0
5. Megawatt capacity payment	\$0.00
6. Closed/decommissioned production plant (phased down) payment	\$0.00
7. Subtotal (<i>sum of Lines 2, 3, 5 and 6</i>)	\$0.00
8. Population cap	\$190,825.00
9. Adjusted subtotal (<i>lesser of Line 7 or Line 8</i>)	\$0.00
10. Adjacent site incentive payment	\$0.00
11. Baseload incentive payment	\$0.00
12. Co-generation incentive payment	\$0.00
13. Alternative energy incentive payment	\$0.00
14. Total incentive payments (<i>sum of Lines 10 through 13</i>)	\$0.00
15. Spent nuclear fuel payment	\$0.00
16. Total Utility Aid – this is the utility aid payment listed on the front of the estimate (<i>sum of Lines 9, 14 and 15</i>)	\$0.00

Supplemental County and Municipal Aid

- Under state law, supplemental county and municipal aid paid to each county and municipality is determined by 2023 Wisconsin Act 12 (sec. 79.037, Wis. Stats.)
- For detailed information, review [county and municipal aid spreadsheet](#)

Supplemental County and Municipal Aid Calculation	
1. Prior year supplemental county and municipal aid	\$37,546.92
2. Increase due to sales tax revenue including adjustments (<i>district changes</i>)	\$863.58
3. Total Supplemental County and Municipal Aid (<i>sum of Lines 1 and 2</i>)	\$38,410.50

Expenditure Restraint Incentive Program

- Only municipalities are eligible to receive Expenditure Restraint Incentive Program (ERIP) payments
- Under state law, in 2025, each municipality will receive a payment that is equal to the amount of the payment received by the municipality in 2024 (sec. 79.05(4), Wis. Stats., from 2023 WI Act 12 – notwithstanding subs. (2) and (3))

Contact Information

If you have questions, contact us at lgs@wisconsin.gov, (608) 266-8618 or (608) 261-5167.



State of Wisconsin • DEPARTMENT OF REVENUE

DIVISION OF STATE AND LOCAL FINANCE • BUREAU OF LOCAL GOVERNMENT SERVICES • 2135 RIMROCK RD MADISON, WI 53713

Mailing Address:
PO Box 8971 #6-97
Madison WI 53708-8971
Fax: (608) 264-6887
lgs@wisconsin.gov

September 13, 2024

MARY FRIESEN
TOWN OF GREENFIELD
S4610 COUNTY ROAD W
BARABOO WI 53913-9613

Notice of Shared Revenue – 2025 Original Estimate

Notice Information

The Wisconsin Department of Revenue (DOR) is providing the **estimated** shared revenue amounts your local government will receive in 2025 under current state law for county and municipal aid, supplemental county and municipal aid, utility aid and the expenditure restraint incentive program. This does not include adjustments, shown on the July and November payment notices.

District	TOWN OF GREENFIELD	County	SAUK	Co-muni code	56-018
-----------------	--------------------	---------------	------	---------------------	--------

Estimate Information

For an explanation of each aid payment listed below, review the additional information in this notice.

2025 Original Estimate	
1. County and municipal aid	\$10,350.72
2. Utility aid	\$0.00
3. Supplemental county and municipal aid	\$46,332.82
4. Expenditure restraint incentive program	\$0.00
5. Total Estimated 2025 Payments (sum of Lines 1-4)	\$56,683.54

Payment Information

Your local government will receive two distributions in 2025 :

- July 28, 2025: 15% of Line 1, 2, and 3 and 100% of Line 4 (*shown above*)
- November 17, 2025: balance of your 2025 aid payments

County and Municipal Aid

Under state law, the county and municipal aid paid to each county and municipality must be equal to the amount determined in 2012 (sec. 79.036, Wis. Stats.) and adjusted for fallen protective services insurance reimbursement (sec. 79.036(4), Wis. Stats.).

County and Municipal Aid Calculation	
1. Prior year county and municipal aid	\$10,118.74
2. Increase due to sales tax revenue, including adjustments (<i>district changes</i>)	\$232.73
3. Fallen protective services insurance adjustment	-\$0.75
4. Fallen protective services insurance reimbursement (<i>reported to DOR</i>)	\$0.00
5. Total County and Municipal Aid (sum of Lines 1-4)	\$10,350.72

Utility Aid

- Under state law, utility aid is distributed to each county and municipality where tax-exempt utility property is located (sec. 79.04, Wis. Stats.)
- Utility companies report utility property information to DOR annually
- DOR uses the provided information to accurately calculate utility aid (*shown below*)

Utility Aid Calculation	
1. Net book value, <i>as of December 31, 2024 (including expected additions/retirements)</i>	\$0.00
2. Total net book value payment	\$0.00
3. Minimum payment	\$0.00
4. Megawatt capacity	0.0
5. Megawatt capacity payment	\$0.00
6. Closed/decommissioned production plant (phased down) payment	\$0.00
7. Subtotal (<i>sum of Lines 2, 3, 5 and 6</i>)	\$0.00
8. Population cap	\$384,625.00
9. Adjusted subtotal (<i>lesser of Line 7 or Line 8</i>)	\$0.00
10. Adjacent site incentive payment	\$0.00
11. Baseload incentive payment	\$0.00
12. Co-generation incentive payment	\$0.00
13. Alternative energy incentive payment	\$0.00
14. Total incentive payments (<i>sum of Lines 10 through 13</i>)	\$0.00
15. Spent nuclear fuel payment	\$0.00
16. Total Utility Aid – this is the utility aid payment listed on the front of the estimate (<i>sum of Lines 9, 14 and 15</i>)	\$0.00

Supplemental County and Municipal Aid

- Under state law, supplemental county and municipal aid paid to each county and municipality is determined by 2023 Wisconsin Act 12 (sec. 79.037, Wis. Stats.)
- For detailed information, review [county and municipal aid spreadsheet](#)

Supplemental County and Municipal Aid Calculation	
1. Prior year supplemental county and municipal aid	\$45,291.12
2. Increase due to sales tax revenue including adjustments (<i>district changes</i>)	\$1,041.70
3. Total Supplemental County and Municipal Aid (<i>sum of Lines 1 and 2</i>)	\$46,332.82

Expenditure Restraint Incentive Program

- Only municipalities are eligible to receive Expenditure Restraint Incentive Program (ERIP) payments
- Under state law, in 2025, each municipality will receive a payment that is equal to the amount of the payment received by the municipality in 2024 (sec. 79.05(4), Wis. Stats., from 2023 WI Act 12 – notwithstanding subs. (2) and (3))

Contact Information

If you have questions, contact us at lgs@wisconsin.gov, (608) 266-8618 or (608) 261-5167.



State of Wisconsin • DEPARTMENT OF REVENUE

DIVISION OF STATE AND LOCAL FINANCE • BUREAU OF LOCAL GOVERNMENT SERVICES • 2135 RIMROCK RD MADISON, WI 53713

Mailing Address:
PO Box 8971 #6-97
Madison WI 53708-8971
Fax: (608) 264-6887
lgs@wisconsin.gov

September 13, 2024

JENNIFER EVERT
TOWN OF HONEY CREEK
S8382 DENZER RD
NORTH FREEDOM WI 53951-9740

Notice of Shared Revenue – 2025 Original Estimate

Notice Information

The Wisconsin Department of Revenue (DOR) is providing the **estimated** shared revenue amounts your local government will receive in 2025 under current state law for county and municipal aid, supplemental county and municipal aid, utility aid and the expenditure restraint incentive program. This does not include adjustments, shown on the July and November payment notices.

District	TOWN OF HONEY CREEK	County	SAUK	Co-muni code	56-020
-----------------	---------------------	---------------	------	---------------------	--------

Estimate Information

For an explanation of each aid payment listed below, review the additional information in this notice.

2025 Original Estimate	
1. County and municipal aid	\$12,107.53
2. Utility aid	\$0.00
3. Supplemental county and municipal aid	\$43,618.09
4. Expenditure restraint incentive program	\$0.00
5. Total Estimated 2025 Payments (sum of Lines 1-4)	\$55,725.62

Payment Information

Your local government will receive two distributions in 2025 :

- July 28, 2025: 15% of Line 1, 2, and 3 and 100% of Line 4 (*shown above*)
- November 17, 2025: balance of your 2025 aid payments

County and Municipal Aid

Under state law, the county and municipal aid paid to each county and municipality must be equal to the amount determined in 2012 (sec. 79.036, Wis. Stats.) and adjusted for fallen protective services insurance reimbursement (sec. 79.036(4), Wis. Stats.).

County and Municipal Aid Calculation	
1. Prior year county and municipal aid	\$11,836.17
2. Increase due to sales tax revenue, including adjustments (<i>district changes</i>)	\$272.23
3. Fallen protective services insurance adjustment	-\$0.87
4. Fallen protective services insurance reimbursement (<i>reported to DOR</i>)	\$0.00
5. Total County and Municipal Aid (sum of Lines 1-4)	\$12,107.53

Utility Aid

- Under state law, utility aid is distributed to each county and municipality where tax-exempt utility property is located (sec. 79.04, Wis. Stats.)
- Utility companies report utility property information to DOR annually
- DOR uses the provided information to accurately calculate utility aid (*shown below*)

Utility Aid Calculation	
1. Net book value, <i>as of December 31, 2024 (including expected additions/retirements)</i>	\$0.00
2. Total net book value payment	\$0.00
3. Minimum payment	\$0.00
4. Megawatt capacity	0.0
5. Megawatt capacity payment	\$0.00
6. Closed/decommissioned production plant (phased down) payment	\$0.00
7. Subtotal (<i>sum of Lines 2, 3, 5 and 6</i>)	\$0.00
8. Population cap	\$315,775.00
9. Adjusted subtotal (<i>lesser of Line 7 or Line 8</i>)	\$0.00
10. Adjacent site incentive payment	\$0.00
11. Baseload incentive payment	\$0.00
12. Co-generation incentive payment	\$0.00
13. Alternative energy incentive payment	\$0.00
14. Total incentive payments (<i>sum of Lines 10 through 13</i>)	\$0.00
15. Spent nuclear fuel payment	\$0.00
16. Total Utility Aid – this is the utility aid payment listed on the front of the estimate (<i>sum of Lines 9, 14 and 15</i>)	\$0.00

Supplemental County and Municipal Aid

- Under state law, supplemental county and municipal aid paid to each county and municipality is determined by 2023 Wisconsin Act 12 (sec. 79.037, Wis. Stats.)
- For detailed information, review [county and municipal aid spreadsheet](#)

Supplemental County and Municipal Aid Calculation	
1. Prior year supplemental county and municipal aid	\$42,637.43
2. Increase due to sales tax revenue including adjustments (<i>district changes</i>)	\$980.66
3. Total Supplemental County and Municipal Aid (<i>sum of Lines 1 and 2</i>)	\$43,618.09

Expenditure Restraint Incentive Program

- Only municipalities are eligible to receive Expenditure Restraint Incentive Program (ERIP) payments
- Under state law, in 2025, each municipality will receive a payment that is equal to the amount of the payment received by the municipality in 2024 (sec. 79.05(4), Wis. Stats., from 2023 WI Act 12 – notwithstanding subs. (2) and (3))

Contact Information

If you have questions, contact us at lgs@wisconsin.gov, (608) 266-8618 or (608) 261-5167.



State of Wisconsin • DEPARTMENT OF REVENUE

DIVISION OF STATE AND LOCAL FINANCE • BUREAU OF LOCAL GOVERNMENT SERVICES • 2135 RIMROCK RD MADISON, WI 53713

Mailing Address:
PO Box 8971 #6-97
Madison WI 53708-8971
Fax: (608) 264-6887
lgs@wisconsin.gov

September 13, 2024

SHARON VERTHEIN
TOWN OF IRONTON
E4685 PICKEL RD
REEDSBURG WI 53959-9248

Notice of Shared Revenue – 2025 Original Estimate

Notice Information

The Wisconsin Department of Revenue (DOR) is providing the **estimated** shared revenue amounts your local government will receive in 2025 under current state law for county and municipal aid, supplemental county and municipal aid, utility aid and the expenditure restraint incentive program. This does not include adjustments, shown on the July and November payment notices.

District	TOWN OF IRONTON	County	SAUK	Co-muni code	56-022
-----------------	-----------------	---------------	------	---------------------	--------

Estimate Information

For an explanation of each aid payment listed below, review the additional information in this notice.

2025 Original Estimate	
1. County and municipal aid	\$33,440.60
2. Utility aid	\$0.00
3. Supplemental county and municipal aid	\$42,157.41
4. Expenditure restraint incentive program	\$0.00
5. Total Estimated 2025 Payments (sum of Lines 1-4)	\$75,598.01

Payment Information

Your local government will receive two distributions in 2025 :

- July 28, 2025: 15% of Line 1, 2, and 3 and 100% of Line 4 (*shown above*)
- November 17, 2025: balance of your 2025 aid payments

County and Municipal Aid

Under state law, the county and municipal aid paid to each county and municipality must be equal to the amount determined in 2012 (sec. 79.036, Wis. Stats.) and adjusted for fallen protective services insurance reimbursement (sec. 79.036(4), Wis. Stats.).

County and Municipal Aid Calculation	
1. Prior year county and municipal aid	\$32,691.12
2. Increase due to sales tax revenue, including adjustments (<i>district changes</i>)	\$751.90
3. Fallen protective services insurance adjustment	-\$2.42
4. Fallen protective services insurance reimbursement (<i>reported to DOR</i>)	\$0.00
5. Total County and Municipal Aid (sum of Lines 1-4)	\$33,440.60

Utility Aid

- Under state law, utility aid is distributed to each county and municipality where tax-exempt utility property is located (sec. 79.04, Wis. Stats.)
- Utility companies report utility property information to DOR annually
- DOR uses the provided information to accurately calculate utility aid (*shown below*)

Utility Aid Calculation	
1. Net book value, as of December 31, 2024 (including expected additions/retirements)	\$0.00
2. Total net book value payment	\$0.00
3. Minimum payment	\$0.00
4. Megawatt capacity	0.0
5. Megawatt capacity payment	\$0.00
6. Closed/decommissioned production plant (phased down) payment	\$0.00
7. Subtotal (sum of Lines 2, 3, 5 and 6)	\$0.00
8. Population cap	\$281,350.00
9. Adjusted subtotal (lesser of Line 7 or Line 8)	\$0.00
10. Adjacent site incentive payment	\$0.00
11. Baseload incentive payment	\$0.00
12. Co-generation incentive payment	\$0.00
13. Alternative energy incentive payment	\$0.00
14. Total incentive payments (sum of Lines 10 through 13)	\$0.00
15. Spent nuclear fuel payment	\$0.00
16. Total Utility Aid – this is the utility aid payment listed on the front of the estimate (sum of Lines 9, 14 and 15)	\$0.00

Supplemental County and Municipal Aid

- Under state law, supplemental county and municipal aid paid to each county and municipality is determined by 2023 Wisconsin Act 12 (sec. 79.037, Wis. Stats.)
- For detailed information, review [county and municipal aid spreadsheet](#)

Supplemental County and Municipal Aid Calculation	
1. Prior year supplemental county and municipal aid	\$41,209.59
2. Increase due to sales tax revenue including adjustments (district changes)	\$947.82
3. Total Supplemental County and Municipal Aid (sum of Lines 1 and 2)	\$42,157.41

Expenditure Restraint Incentive Program

- Only municipalities are eligible to receive Expenditure Restraint Incentive Program (ERIP) payments
- Under state law, in 2025, each municipality will receive a payment that is equal to the amount of the payment received by the municipality in 2024 (sec. 79.05(4), Wis. Stats., from 2023 WI Act 12 – notwithstanding subs. (2) and (3))

Contact Information

If you have questions, contact us at lgs@wisconsin.gov, (608) 266-8618 or (608) 261-5167.



State of Wisconsin • DEPARTMENT OF REVENUE

DIVISION OF STATE AND LOCAL FINANCE • BUREAU OF LOCAL GOVERNMENT SERVICES • 2135 RIMROCK RD MADISON, WI 53713

Mailing Address:
PO Box 8971 #6-97
Madison WI 53708-8971
Fax: (608) 264-6887
lgs@wisconsin.gov

September 13, 2024

JEAN JUDD
TOWN OF LA VALLE
P.O. BOX 30
LA VALLE WI 53941-0030

Notice of Shared Revenue – 2025 Original Estimate

Notice Information

The Wisconsin Department of Revenue (DOR) is providing the **estimated** shared revenue amounts your local government will receive in 2025 under current state law for county and municipal aid, supplemental county and municipal aid, utility aid and the expenditure restraint incentive program. This does not include adjustments, shown on the July and November payment notices.

District	TOWN OF LA VALLE	County	SAUK	Co-muni code	56-024
-----------------	------------------	---------------	------	---------------------	--------

Estimate Information

For an explanation of each aid payment listed below, review the additional information in this notice.

2025 Original Estimate	
1. County and municipal aid	\$16,103.34
2. Utility aid	\$77.05
3. Supplemental county and municipal aid	\$55,452.42
4. Expenditure restraint incentive program	\$0.00
5. Total Estimated 2025 Payments (sum of Lines 1-4)	\$71,632.81

Payment Information

Your local government will receive two distributions in 2025 :

- July 28, 2025: 15% of Line 1, 2, and 3 and 100% of Line 4 (*shown above*)
- November 17, 2025: balance of your 2025 aid payments

County and Municipal Aid

Under state law, the county and municipal aid paid to each county and municipality must be equal to the amount determined in 2012 (sec. 79.036, Wis. Stats.) and adjusted for fallen protective services insurance reimbursement (sec. 79.036(4), Wis. Stats.).

County and Municipal Aid Calculation	
1. Prior year county and municipal aid	\$15,742.42
2. Increase due to sales tax revenue, including adjustments (<i>district changes</i>)	\$362.08
3. Fallen protective services insurance adjustment	-\$1.16
4. Fallen protective services insurance reimbursement (<i>reported to DOR</i>)	\$0.00
5. Total County and Municipal Aid (sum of Lines 1-4)	\$16,103.34

Utility Aid

- Under state law, utility aid is distributed to each county and municipality where tax-exempt utility property is located (sec. 79.04, Wis. Stats.)
- Utility companies report utility property information to DOR annually
- DOR uses the provided information to accurately calculate utility aid (*shown below*)

Utility Aid Calculation	
1. Net book value, <i>as of December 31, 2024 (including expected additions/retirements)</i>	\$25,683.00
2. Total net book value payment	\$77.05
3. Minimum payment	\$0.00
4. Megawatt capacity	0.0
5. Megawatt capacity payment	\$0.00
6. Closed/decommissioned production plant (phased down) payment	\$0.00
7. Subtotal (<i>sum of Lines 2, 3, 5 and 6</i>)	\$77.05
8. Population cap	\$623,475.00
9. Adjusted subtotal (<i>lesser of Line 7 or Line 8</i>)	\$77.05
10. Adjacent site incentive payment	\$0.00
11. Baseload incentive payment	\$0.00
12. Co-generation incentive payment	\$0.00
13. Alternative energy incentive payment	\$0.00
14. Total incentive payments (<i>sum of Lines 10 through 13</i>)	\$0.00
15. Spent nuclear fuel payment	\$0.00
16. Total Utility Aid – this is the utility aid payment listed on the front of the estimate <i>(sum of Lines 9, 14 and 15)</i>	\$77.05

Supplemental County and Municipal Aid

- Under state law, supplemental county and municipal aid paid to each county and municipality is determined by 2023 Wisconsin Act 12 (sec. 79.037, Wis. Stats.)
- For detailed information, review [county and municipal aid spreadsheet](#)

Supplemental County and Municipal Aid Calculation	
1. Prior year supplemental county and municipal aid	\$54,205.69
2. Increase due to sales tax revenue including adjustments (<i>district changes</i>)	\$1,246.73
3. Total Supplemental County and Municipal Aid (<i>sum of Lines 1 and 2</i>)	\$55,452.42

Expenditure Restraint Incentive Program

- Only municipalities are eligible to receive Expenditure Restraint Incentive Program (ERIP) payments
- Under state law, in 2025, each municipality will receive a payment that is equal to the amount of the payment received by the municipality in 2024 (sec. 79.05(4), Wis. Stats., from 2023 WI Act 12 – notwithstanding subs. (2) and (3))

Contact Information

If you have questions, contact us at lgs@wisconsin.gov, (608) 266-8618 or (608) 261-5167.



State of Wisconsin • DEPARTMENT OF REVENUE

DIVISION OF STATE AND LOCAL FINANCE • BUREAU OF LOCAL GOVERNMENT SERVICES • 2135 RIMROCK RD MADISON, WI 53713

Mailing Address:
PO Box 8971 #6-97
Madison WI 53708-8971
Fax: (608) 264-6887
lgs@wisconsin.gov

September 13, 2024

STEPHANIE BRENSIKE
TOWN OF MERRIMAC
PO BOX 115
S6911 STATE RD 113
MERRIMAC WI 53561-0115

Notice of Shared Revenue – 2025 Original Estimate

Notice Information

The Wisconsin Department of Revenue (DOR) is providing the **estimated** shared revenue amounts your local government will receive in 2025 under current state law for county and municipal aid, supplemental county and municipal aid, utility aid and the expenditure restraint incentive program. This does not include adjustments, shown on the July and November payment notices.

District	TOWN OF MERRIMAC	County	SAUK	Co-muni code	56-026
-----------------	------------------	---------------	------	---------------------	--------

Estimate Information

For an explanation of each aid payment listed below, review the additional information in this notice.

2025 Original Estimate	
1. County and municipal aid	\$11,418.08
2. Utility aid	\$4,051.47
3. Supplemental county and municipal aid	\$52,533.43
4. Expenditure restraint incentive program	\$0.00
5. Total Estimated 2025 Payments (sum of Lines 1-4)	\$68,002.98

Payment Information

Your local government will receive two distributions in 2025 :

- July 28, 2025: 15% of Line 1, 2, and 3 and 100% of Line 4 (shown above)
- November 17, 2025: balance of your 2025 aid payments

County and Municipal Aid

Under state law, the county and municipal aid paid to each county and municipality must be equal to the amount determined in 2012 (sec. 79.036, Wis. Stats.) and adjusted for fallen protective services insurance reimbursement (sec. 79.036(4), Wis. Stats.).

County and Municipal Aid Calculation	
1. Prior year county and municipal aid	\$11,162.17
2. Increase due to sales tax revenue, including adjustments (district changes)	\$256.73
3. Fallen protective services insurance adjustment	-\$0.82
4. Fallen protective services insurance reimbursement (reported to DOR)	\$0.00
5. Total County and Municipal Aid (sum of Lines 1-4)	\$11,418.08

Utility Aid

- Under state law, utility aid is distributed to each county and municipality where tax-exempt utility property is located (sec. 79.04, Wis. Stats.)
- Utility companies report utility property information to DOR annually
- DOR uses the provided information to accurately calculate utility aid (*shown below*)

Utility Aid Calculation	
1. Net book value, <i>as of December 31, 2024 (including expected additions/retirements)</i>	\$1,350,490.00
2. Total net book value payment	\$4,051.47
3. Minimum payment	\$0.00
4. Megawatt capacity	0.0
5. Megawatt capacity payment	\$0.00
6. Closed/decommissioned production plant (phased down) payment	\$0.00
7. Subtotal (<i>sum of Lines 2, 3, 5 and 6</i>)	\$4,051.47
8. Population cap	\$558,875.00
9. Adjusted subtotal (<i>lesser of Line 7 or Line 8</i>)	\$4,051.47
10. Adjacent site incentive payment	\$0.00
11. Baseload incentive payment	\$0.00
12. Co-generation incentive payment	\$0.00
13. Alternative energy incentive payment	\$0.00
14. Total incentive payments (<i>sum of Lines 10 through 13</i>)	\$0.00
15. Spent nuclear fuel payment	\$0.00
16. Total Utility Aid – this is the utility aid payment listed on the front of the estimate (<i>sum of Lines 9, 14 and 15</i>)	\$4,051.47

Supplemental County and Municipal Aid

- Under state law, supplemental county and municipal aid paid to each county and municipality is determined by 2023 Wisconsin Act 12 (sec. 79.037, Wis. Stats.)
- For detailed information, review [county and municipal aid spreadsheet](#)

Supplemental County and Municipal Aid Calculation	
1. Prior year supplemental county and municipal aid	\$51,352.33
2. Increase due to sales tax revenue including adjustments (<i>district changes</i>)	\$1,181.10
3. Total Supplemental County and Municipal Aid (<i>sum of Lines 1 and 2</i>)	\$52,533.43

Expenditure Restraint Incentive Program

- Only municipalities are eligible to receive Expenditure Restraint Incentive Program (ERIP) payments
- Under state law, in 2025, each municipality will receive a payment that is equal to the amount of the payment received by the municipality in 2024 (sec. 79.05(4), Wis. Stats., from 2023 WI Act 12 – notwithstanding subs. (2) and (3))

Contact Information

If you have questions, contact us at lgs@wisconsin.gov, (608) 266-8618 or (608) 261-5167.



State of Wisconsin • DEPARTMENT OF REVENUE

DIVISION OF STATE AND LOCAL FINANCE • BUREAU OF LOCAL GOVERNMENT SERVICES • 2135 RIMROCK RD MADISON, WI 53713

Mailing Address:
PO Box 8971 #6-97
Madison WI 53708-8971
Fax: (608) 264-6887
lgs@wisconsin.gov

September 13, 2024

JENNIFER SAWLE
TOWN OF PRAIRIE DU SAC
PO BOX 147
PRAIRIE DU SAC WI 53578

Notice of Shared Revenue – 2025 Original Estimate

Notice Information

The Wisconsin Department of Revenue (DOR) is providing the **estimated** shared revenue amounts your local government will receive in 2025 under current state law for county and municipal aid, supplemental county and municipal aid, utility aid and the expenditure restraint incentive program. This does not include adjustments, shown on the July and November payment notices.

District	TOWN OF PRAIRIE DU SAC	County	SAUK	Co-muni code	56-028
-----------------	------------------------	---------------	------	---------------------	--------

Estimate Information

For an explanation of each aid payment listed below, review the additional information in this notice.

2025 Original Estimate	
1. County and municipal aid	\$16,282.74
2. Utility aid	\$84,982.12
3. Supplemental county and municipal aid	\$49,235.95
4. Expenditure restraint incentive program	\$0.00
5. Total Estimated 2025 Payments (sum of Lines 1-4)	\$150,500.81

Payment Information

Your local government will receive two distributions in 2025 :

- July 28, 2025: 15% of Line 1, 2, and 3 and 100% of Line 4 (*shown above*)
- November 17, 2025: balance of your 2025 aid payments

County and Municipal Aid

Under state law, the county and municipal aid paid to each county and municipality must be equal to the amount determined in 2012 (sec. 79.036, Wis. Stats.) and adjusted for fallen protective services insurance reimbursement (sec. 79.036(4), Wis. Stats.).

County and Municipal Aid Calculation	
1. Prior year county and municipal aid	\$15,917.81
2. Increase due to sales tax revenue, including adjustments (<i>district changes</i>)	\$366.11
3. Fallen protective services insurance adjustment	-\$1.18
4. Fallen protective services insurance reimbursement (<i>reported to DOR</i>)	\$0.00
5. Total County and Municipal Aid (sum of Lines 1-4)	\$16,282.74

Utility Aid

- Under state law, utility aid is distributed to each county and municipality where tax-exempt utility property is located (sec. 79.04, Wis. Stats.)
- Utility companies report utility property information to DOR annually
- DOR uses the provided information to accurately calculate utility aid (*shown below*)

Utility Aid Calculation	
1. Net book value, <i>as of December 31, 2024 (including expected additions/retirements)</i>	\$4,205,149.00
2. Total net book value payment	\$12,615.45
3. Minimum payment	\$0.00
4. Megawatt capacity	33.4
5. Megawatt capacity payment	\$22,266.67
6. Closed/decommissioned production plant (phased down) payment	\$0.00
7. Subtotal (<i>sum of Lines 2, 3, 5 and 6</i>)	\$34,882.12
8. Population cap	\$453,900.00
9. Adjusted subtotal (<i>lesser of Line 7 or Line 8</i>)	\$34,882.12
10. Adjacent site incentive payment	\$0.00
11. Baseload incentive payment	\$0.00
12. Co-generation incentive payment	\$0.00
13. Alternative energy incentive payment	\$50,100.00
14. Total incentive payments (<i>sum of Lines 10 through 13</i>)	\$50,100.00
15. Spent nuclear fuel payment	\$0.00
16. Total Utility Aid – this is the utility aid payment listed on the front of the estimate (<i>sum of Lines 9, 14 and 15</i>)	\$84,982.12

Supplemental County and Municipal Aid

- Under state law, supplemental county and municipal aid paid to each county and municipality is determined by 2023 Wisconsin Act 12 (sec. 79.037, Wis. Stats.)
- For detailed information, review [county and municipal aid spreadsheet](#)

Supplemental County and Municipal Aid Calculation	
1. Prior year supplemental county and municipal aid	\$48,128.98
2. Increase due to sales tax revenue including adjustments (<i>district changes</i>)	\$1,106.97
3. Total Supplemental County and Municipal Aid (<i>sum of Lines 1 and 2</i>)	\$49,235.95

Expenditure Restraint Incentive Program

- Only municipalities are eligible to receive Expenditure Restraint Incentive Program (ERIP) payments
- Under state law, in 2025, each municipality will receive a payment that is equal to the amount of the payment received by the municipality in 2024 (sec. 79.05(4), Wis. Stats., from 2023 WI Act 12 – notwithstanding subs. (2) and (3))

Contact Information

If you have questions, contact us at lgs@wisconsin.gov, (608) 266-8618 or (608) 261-5167.



State of Wisconsin • DEPARTMENT OF REVENUE

DIVISION OF STATE AND LOCAL FINANCE • BUREAU OF LOCAL GOVERNMENT SERVICES • 2135 RIMROCK RD MADISON, WI 53713

Mailing Address:
PO Box 8971 #6-97
Madison WI 53708-8971
Fax: (608) 264-6887
lgs@wisconsin.gov

September 13, 2024

REBECCA MEYER
TOWN OF REEDSBURG
S3886 GROTE HILL RD
REEDSBURG WI 53959-9487

Notice of Shared Revenue – 2025 Original Estimate

Notice Information

The Wisconsin Department of Revenue (DOR) is providing the **estimated** shared revenue amounts your local government will receive in 2025 under current state law for county and municipal aid, supplemental county and municipal aid, utility aid and the expenditure restraint incentive program. This does not include adjustments, shown on the July and November payment notices.

District	TOWN OF REEDSBURG	County	SAUK	Co-muni code	56-030
-----------------	-------------------	---------------	------	---------------------	--------

Estimate Information

For an explanation of each aid payment listed below, review the additional information in this notice.

2025 Original Estimate	
1. County and municipal aid	\$38,255.68
2. Utility aid	\$12,081.38
3. Supplemental county and municipal aid	\$50,403.90
4. Expenditure restraint incentive program	\$0.00
5. Total Estimated 2025 Payments (sum of Lines 1-4)	\$100,740.96

Payment Information

Your local government will receive two distributions in 2025 :

- July 28, 2025: 15% of Line 1, 2, and 3 and 100% of Line 4 (*shown above*)
- November 17, 2025: balance of your 2025 aid payments

County and Municipal Aid

Under state law, the county and municipal aid paid to each county and municipality must be equal to the amount determined in 2012 (sec. 79.036, Wis. Stats.) and adjusted for fallen protective services insurance reimbursement (sec. 79.036(4), Wis. Stats.).

County and Municipal Aid Calculation	
1. Prior year county and municipal aid	\$37,398.28
2. Increase due to sales tax revenue, including adjustments (<i>district changes</i>)	\$860.16
3. Fallen protective services insurance adjustment	-\$2.76
4. Fallen protective services insurance reimbursement (<i>reported to DOR</i>)	\$0.00
5. Total County and Municipal Aid (sum of Lines 1-4)	\$38,255.68

Utility Aid

- Under state law, utility aid is distributed to each county and municipality where tax-exempt utility property is located (sec. 79.04, Wis. Stats.)
- Utility companies report utility property information to DOR annually
- DOR uses the provided information to accurately calculate utility aid (*shown below*)

Utility Aid Calculation	
1. Net book value, <i>as of December 31, 2024 (including expected additions/retirements)</i>	\$4,027,125.00
2. Total net book value payment	\$12,081.38
3. Minimum payment	\$0.00
4. Megawatt capacity	0.0
5. Megawatt capacity payment	\$0.00
6. Closed/decommissioned production plant (phased down) payment	\$0.00
7. Subtotal (<i>sum of Lines 2, 3, 5 and 6</i>)	\$12,081.38
8. Population cap	\$442,000.00
9. Adjusted subtotal (<i>lesser of Line 7 or Line 8</i>)	\$12,081.38
10. Adjacent site incentive payment	\$0.00
11. Baseload incentive payment	\$0.00
12. Co-generation incentive payment	\$0.00
13. Alternative energy incentive payment	\$0.00
14. Total incentive payments (<i>sum of Lines 10 through 13</i>)	\$0.00
15. Spent nuclear fuel payment	\$0.00
16. Total Utility Aid – this is the utility aid payment listed on the front of the estimate (<i>sum of Lines 9, 14 and 15</i>)	\$12,081.38

Supplemental County and Municipal Aid

- Under state law, supplemental county and municipal aid paid to each county and municipality is determined by 2023 Wisconsin Act 12 (sec. 79.037, Wis. Stats.)
- For detailed information, review [county and municipal aid spreadsheet](#)

Supplemental County and Municipal Aid Calculation	
1. Prior year supplemental county and municipal aid	\$49,270.67
2. Increase due to sales tax revenue including adjustments (<i>district changes</i>)	\$1,133.23
3. Total Supplemental County and Municipal Aid (<i>sum of Lines 1 and 2</i>)	\$50,403.90

Expenditure Restraint Incentive Program

- Only municipalities are eligible to receive Expenditure Restraint Incentive Program (ERIP) payments
- Under state law, in 2025, each municipality will receive a payment that is equal to the amount of the payment received by the municipality in 2024 (sec. 79.05(4), Wis. Stats., from 2023 WI Act 12 – notwithstanding subs. (2) and (3))

Contact Information

If you have questions, contact us at lgs@wisconsin.gov, (608) 266-8618 or (608) 261-5167.



State of Wisconsin • DEPARTMENT OF REVENUE

DIVISION OF STATE AND LOCAL FINANCE • BUREAU OF LOCAL GOVERNMENT SERVICES • 2135 RIMROCK RD MADISON, WI 53713

Mailing Address:
PO Box 8971 #6-97
Madison WI 53708-8971
Fax: (608) 264-6887
lgs@wisconsin.gov

September 13, 2024

MARNIE POLIVKA
TOWN OF SPRING GREEN
PO BOX 216
SPRING GREEN WI 53588-0216

Notice of Shared Revenue – 2025 Original Estimate

Notice Information

The Wisconsin Department of Revenue (DOR) is providing the **estimated** shared revenue amounts your local government will receive in 2025 under current state law for county and municipal aid, supplemental county and municipal aid, utility aid and the expenditure restraint incentive program. This does not include adjustments, shown on the July and November payment notices.

District	TOWN OF SPRING GREEN	County	SAUK	Co-muni code	56-032
-----------------	----------------------	---------------	------	---------------------	--------

Estimate Information

For an explanation of each aid payment listed below, review the additional information in this notice.

2025 Original Estimate	
1. County and municipal aid	\$19,189.02
2. Utility aid	\$21,058.59
3. Supplemental county and municipal aid	\$62,215.21
4. Expenditure restraint incentive program	\$0.00
5. Total Estimated 2025 Payments (sum of Lines 1-4)	\$102,462.82

Payment Information

Your local government will receive two distributions in 2025 :

- July 28, 2025: 15% of Line 1, 2, and 3 and 100% of Line 4 (*shown above*)
- November 17, 2025: balance of your 2025 aid payments

County and Municipal Aid

Under state law, the county and municipal aid paid to each county and municipality must be equal to the amount determined in 2012 (sec. 79.036, Wis. Stats.) and adjusted for fallen protective services insurance reimbursement (sec. 79.036(4), Wis. Stats.).

County and Municipal Aid Calculation	
1. Prior year county and municipal aid	\$18,758.95
2. Increase due to sales tax revenue, including adjustments (<i>district changes</i>)	\$431.46
3. Fallen protective services insurance adjustment	-\$1.39
4. Fallen protective services insurance reimbursement (<i>reported to DOR</i>)	\$0.00
5. Total County and Municipal Aid (sum of Lines 1-4)	\$19,189.02

Utility Aid

- Under state law, utility aid is distributed to each county and municipality where tax-exempt utility property is located (sec. 79.04, Wis. Stats.)
- Utility companies report utility property information to DOR annually
- DOR uses the provided information to accurately calculate utility aid (*shown below*)

Utility Aid Calculation	
1. Net book value, <i>as of December 31, 2024 (including expected additions/retirements)</i>	\$7,019,530.00
2. Total net book value payment	\$21,058.59
3. Minimum payment	\$0.00
4. Megawatt capacity	0.0
5. Megawatt capacity payment	\$0.00
6. Closed/decommissioned production plant (phased down) payment	\$0.00
7. Subtotal (<i>sum of Lines 2, 3, 5 and 6</i>)	\$21,058.59
8. Population cap	\$781,150.00
9. Adjusted subtotal (<i>lesser of Line 7 or Line 8</i>)	\$21,058.59
10. Adjacent site incentive payment	\$0.00
11. Baseload incentive payment	\$0.00
12. Co-generation incentive payment	\$0.00
13. Alternative energy incentive payment	\$0.00
14. Total incentive payments (<i>sum of Lines 10 through 13</i>)	\$0.00
15. Spent nuclear fuel payment	\$0.00
16. Total Utility Aid – this is the utility aid payment listed on the front of the estimate (<i>sum of Lines 9, 14 and 15</i>)	\$21,058.59

Supplemental County and Municipal Aid

- Under state law, supplemental county and municipal aid paid to each county and municipality is determined by 2023 Wisconsin Act 12 (sec. 79.037, Wis. Stats.)
- For detailed information, review [county and municipal aid spreadsheet](#)

Supplemental County and Municipal Aid Calculation	
1. Prior year supplemental county and municipal aid	\$60,816.43
2. Increase due to sales tax revenue including adjustments (<i>district changes</i>)	\$1,398.78
3. Total Supplemental County and Municipal Aid (<i>sum of Lines 1 and 2</i>)	\$62,215.21

Expenditure Restraint Incentive Program

- Only municipalities are eligible to receive Expenditure Restraint Incentive Program (ERIP) payments
- Under state law, in 2025, each municipality will receive a payment that is equal to the amount of the payment received by the municipality in 2024 (sec. 79.05(4), Wis. Stats., from 2023 WI Act 12 – notwithstanding subs. (2) and (3))

Contact Information

If you have questions, contact us at lgs@wisconsin.gov, (608) 266-8618 or (608) 261-5167.



State of Wisconsin • DEPARTMENT OF REVENUE

DIVISION OF STATE AND LOCAL FINANCE • BUREAU OF LOCAL GOVERNMENT SERVICES • 2135 RIMROCK RD MADISON, WI 53713

Mailing Address:
PO Box 8971 #6-97
Madison WI 53708-8971
Fax: (608) 264-6887
lgs@wisconsin.gov

September 13, 2024

RITA SEAVER
TOWN OF SUMPTER
E10496 COUNTY ROAD C
NORTH FREEDOM WI 53951-9717

Notice of Shared Revenue – 2025 Original Estimate

Notice Information

The Wisconsin Department of Revenue (DOR) is providing the **estimated** shared revenue amounts your local government will receive in 2025 under current state law for county and municipal aid, supplemental county and municipal aid, utility aid and the expenditure restraint incentive program. This does not include adjustments, shown on the July and November payment notices.

District	TOWN OF SUMPTER	County	SAUK	Co-muni code	56-034
-----------------	-----------------	---------------	------	---------------------	--------

Estimate Information

For an explanation of each aid payment listed below, review the additional information in this notice.

2025 Original Estimate	
1. County and municipal aid	\$15,100.84
2. Utility aid	\$185.40
3. Supplemental county and municipal aid	\$48,961.12
4. Expenditure restraint incentive program	\$0.00
5. Total Estimated 2025 Payments (sum of Lines 1-4)	\$64,247.36

Payment Information

Your local government will receive two distributions in 2025 :

- July 28, 2025: 15% of Line 1, 2, and 3 and 100% of Line 4 (*shown above*)
- November 17, 2025: balance of your 2025 aid payments

County and Municipal Aid

Under state law, the county and municipal aid paid to each county and municipality must be equal to the amount determined in 2012 (sec. 79.036, Wis. Stats.) and adjusted for fallen protective services insurance reimbursement (sec. 79.036(4), Wis. Stats.).

County and Municipal Aid Calculation	
1. Prior year county and municipal aid	\$14,762.40
2. Increase due to sales tax revenue, including adjustments (<i>district changes</i>)	\$339.53
3. Fallen protective services insurance adjustment	-\$1.09
4. Fallen protective services insurance reimbursement (<i>reported to DOR</i>)	\$0.00
5. Total County and Municipal Aid (sum of Lines 1-4)	\$15,100.84

Utility Aid

- Under state law, utility aid is distributed to each county and municipality where tax-exempt utility property is located (sec. 79.04, Wis. Stats.)
- Utility companies report utility property information to DOR annually
- DOR uses the provided information to accurately calculate utility aid (*shown below*)

Utility Aid Calculation	
1. Net book value, <i>as of December 31, 2024 (including expected additions/retirements)</i>	\$61,800.00
2. Total net book value payment	\$185.40
3. Minimum payment	\$0.00
4. Megawatt capacity	0.0
5. Megawatt capacity payment	\$0.00
6. Closed/decommissioned production plant (phased down) payment	\$0.00
7. Subtotal (<i>sum of Lines 2, 3, 5 and 6</i>)	\$185.40
8. Population cap	\$445,825.00
9. Adjusted subtotal (<i>lesser of Line 7 or Line 8</i>)	\$185.40
10. Adjacent site incentive payment	\$0.00
11. Baseload incentive payment	\$0.00
12. Co-generation incentive payment	\$0.00
13. Alternative energy incentive payment	\$0.00
14. Total incentive payments (<i>sum of Lines 10 through 13</i>)	\$0.00
15. Spent nuclear fuel payment	\$0.00
16. Total Utility Aid – this is the utility aid payment listed on the front of the estimate (<i>sum of Lines 9, 14 and 15</i>)	\$185.40

Supplemental County and Municipal Aid

- Under state law, supplemental county and municipal aid paid to each county and municipality is determined by 2023 Wisconsin Act 12 (sec. 79.037, Wis. Stats.)
- For detailed information, review [county and municipal aid spreadsheet](#)

Supplemental County and Municipal Aid Calculation	
1. Prior year supplemental county and municipal aid	\$47,860.33
2. Increase due to sales tax revenue including adjustments (<i>district changes</i>)	\$1,100.79
3. Total Supplemental County and Municipal Aid (<i>sum of Lines 1 and 2</i>)	\$48,961.12

Expenditure Restraint Incentive Program

- Only municipalities are eligible to receive Expenditure Restraint Incentive Program (ERIP) payments
- Under state law, in 2025, each municipality will receive a payment that is equal to the amount of the payment received by the municipality in 2024 (sec. 79.05(4), Wis. Stats., from 2023 WI Act 12 – notwithstanding subs. (2) and (3))

Contact Information

If you have questions, contact us at lgs@wisconsin.gov, (608) 266-8618 or (608) 261-5167.



State of Wisconsin • DEPARTMENT OF REVENUE

DIVISION OF STATE AND LOCAL FINANCE • BUREAU OF LOCAL GOVERNMENT SERVICES • 2135 RIMROCK RD MADISON, WI 53713

Mailing Address:
PO Box 8971 #6-97
Madison WI 53708-8971
Fax: (608) 264-6887
lgs@wisconsin.gov

September 13, 2024

MARY ZINS
TOWN OF TROY
E9699 FUCHS RD
SAUK CITY WI 53583-9683

Notice of Shared Revenue – 2025 Original Estimate

Notice Information

The Wisconsin Department of Revenue (DOR) is providing the **estimated** shared revenue amounts your local government will receive in 2025 under current state law for county and municipal aid, supplemental county and municipal aid, utility aid and the expenditure restraint incentive program. This does not include adjustments, shown on the July and November payment notices.

District	TOWN OF TROY	County	SAUK	Co-muni code	56-036
-----------------	--------------	---------------	------	---------------------	--------

Estimate Information

For an explanation of each aid payment listed below, review the additional information in this notice.

2025 Original Estimate	
1. County and municipal aid	\$15,812.72
2. Utility aid	\$11,687.05
3. Supplemental county and municipal aid	\$44,185.13
4. Expenditure restraint incentive program	\$0.00
5. Total Estimated 2025 Payments (sum of Lines 1-4)	\$71,684.90

Payment Information

Your local government will receive two distributions in 2025 :

- July 28, 2025: 15% of Line 1, 2, and 3 and 100% of Line 4 (*shown above*)
- November 17, 2025: balance of your 2025 aid payments

County and Municipal Aid

Under state law, the county and municipal aid paid to each county and municipality must be equal to the amount determined in 2012 (sec. 79.036, Wis. Stats.) and adjusted for fallen protective services insurance reimbursement (sec. 79.036(4), Wis. Stats.).

County and Municipal Aid Calculation	
1. Prior year county and municipal aid	\$15,458.32
2. Increase due to sales tax revenue, including adjustments (<i>district changes</i>)	\$355.54
3. Fallen protective services insurance adjustment	-\$1.14
4. Fallen protective services insurance reimbursement (<i>reported to DOR</i>)	\$0.00
5. Total County and Municipal Aid (sum of Lines 1-4)	\$15,812.72

Utility Aid

- Under state law, utility aid is distributed to each county and municipality where tax-exempt utility property is located (sec. 79.04, Wis. Stats.)
- Utility companies report utility property information to DOR annually
- DOR uses the provided information to accurately calculate utility aid (*shown below*)

Utility Aid Calculation	
1. Net book value, <i>as of December 31, 2024 (including expected additions/retirements)</i>	\$3,895,684.00
2. Total net book value payment	\$11,687.05
3. Minimum payment	\$0.00
4. Megawatt capacity	0.0
5. Megawatt capacity payment	\$0.00
6. Closed/decommissioned production plant (phased down) payment	\$0.00
7. Subtotal (<i>sum of Lines 2, 3, 5 and 6</i>)	\$11,687.05
8. Population cap	\$328,525.00
9. Adjusted subtotal (<i>lesser of Line 7 or Line 8</i>)	\$11,687.05
10. Adjacent site incentive payment	\$0.00
11. Baseload incentive payment	\$0.00
12. Co-generation incentive payment	\$0.00
13. Alternative energy incentive payment	\$0.00
14. Total incentive payments (<i>sum of Lines 10 through 13</i>)	\$0.00
15. Spent nuclear fuel payment	\$0.00
16. Total Utility Aid – this is the utility aid payment listed on the front of the estimate (<i>sum of Lines 9, 14 and 15</i>)	\$11,687.05

Supplemental County and Municipal Aid

- Under state law, supplemental county and municipal aid paid to each county and municipality is determined by 2023 Wisconsin Act 12 (sec. 79.037, Wis. Stats.)
- For detailed information, review [county and municipal aid spreadsheet](#)

Supplemental County and Municipal Aid Calculation	
1. Prior year supplemental county and municipal aid	\$43,191.72
2. Increase due to sales tax revenue including adjustments (<i>district changes</i>)	\$993.41
3. Total Supplemental County and Municipal Aid (<i>sum of Lines 1 and 2</i>)	\$44,185.13

Expenditure Restraint Incentive Program

- Only municipalities are eligible to receive Expenditure Restraint Incentive Program (ERIP) payments
- Under state law, in 2025, each municipality will receive a payment that is equal to the amount of the payment received by the municipality in 2024 (sec. 79.05(4), Wis. Stats., from 2023 WI Act 12 – notwithstanding subs. (2) and (3))

Contact Information

If you have questions, contact us at lgs@wisconsin.gov, (608) 266-8618 or (608) 261-5167.



State of Wisconsin • DEPARTMENT OF REVENUE

DIVISION OF STATE AND LOCAL FINANCE • BUREAU OF LOCAL GOVERNMENT SERVICES • 2135 RIMROCK RD MADISON, WI 53713

Mailing Address:
PO Box 8971 #6-97
Madison WI 53708-8971
Fax: (608) 264-6887
lgs@wisconsin.gov

September 13, 2024

JUDY GOLLAWAY
TOWN OF WASHINGTON
E3696 W HILLPOINT RD
HILLPOINT WI 53937-9740

Notice of Shared Revenue – 2025 Original Estimate

Notice Information

The Wisconsin Department of Revenue (DOR) is providing the **estimated** shared revenue amounts your local government will receive in 2025 under current state law for county and municipal aid, supplemental county and municipal aid, utility aid and the expenditure restraint incentive program. This does not include adjustments, shown on the July and November payment notices.

District	TOWN OF WASHINGTON	County	SAUK	Co-muni code	56-038
-----------------	--------------------	---------------	------	---------------------	--------

Estimate Information

For an explanation of each aid payment listed below, review the additional information in this notice.

2025 Original Estimate	
1. County and municipal aid	\$37,750.35
2. Utility aid	\$0.00
3. Supplemental county and municipal aid	\$48,514.52
4. Expenditure restraint incentive program	\$0.00
5. Total Estimated 2025 Payments (sum of Lines 1-4)	\$86,264.87

Payment Information

Your local government will receive two distributions in 2025 :

- July 28, 2025: 15% of Line 1, 2, and 3 and 100% of Line 4 (*shown above*)
- November 17, 2025: balance of your 2025 aid payments

County and Municipal Aid

Under state law, the county and municipal aid paid to each county and municipality must be equal to the amount determined in 2012 (sec. 79.036, Wis. Stats.) and adjusted for fallen protective services insurance reimbursement (sec. 79.036(4), Wis. Stats.).

County and Municipal Aid Calculation	
1. Prior year county and municipal aid	\$36,904.28
2. Increase due to sales tax revenue, including adjustments (<i>district changes</i>)	\$848.80
3. Fallen protective services insurance adjustment	-\$2.73
4. Fallen protective services insurance reimbursement (<i>reported to DOR</i>)	\$0.00
5. Total County and Municipal Aid (sum of Lines 1-4)	\$37,750.35

Utility Aid

- Under state law, utility aid is distributed to each county and municipality where tax-exempt utility property is located (sec. 79.04, Wis. Stats.)
- Utility companies report utility property information to DOR annually
- DOR uses the provided information to accurately calculate utility aid (*shown below*)

Utility Aid Calculation	
1. Net book value, as of December 31, 2024 (including expected additions/retirements)	\$0.00
2. Total net book value payment	\$0.00
3. Minimum payment	\$0.00
4. Megawatt capacity	0.0
5. Megawatt capacity payment	\$0.00
6. Closed/decommissioned production plant (phased down) payment	\$0.00
7. Subtotal (sum of Lines 2, 3, 5 and 6)	\$0.00
8. Population cap	\$444,975.00
9. Adjusted subtotal (lesser of Line 7 or Line 8)	\$0.00
10. Adjacent site incentive payment	\$0.00
11. Baseload incentive payment	\$0.00
12. Co-generation incentive payment	\$0.00
13. Alternative energy incentive payment	\$0.00
14. Total incentive payments (sum of Lines 10 through 13)	\$0.00
15. Spent nuclear fuel payment	\$0.00
16. Total Utility Aid – this is the utility aid payment listed on the front of the estimate (sum of Lines 9, 14 and 15)	\$0.00

Supplemental County and Municipal Aid

- Under state law, supplemental county and municipal aid paid to each county and municipality is determined by 2023 Wisconsin Act 12 (sec. 79.037, Wis. Stats.)
- For detailed information, review [county and municipal aid spreadsheet](#)

Supplemental County and Municipal Aid Calculation	
1. Prior year supplemental county and municipal aid	\$47,423.77
2. Increase due to sales tax revenue including adjustments (district changes)	\$1,090.75
3. Total Supplemental County and Municipal Aid (sum of Lines 1 and 2)	\$48,514.52

Expenditure Restraint Incentive Program

- Only municipalities are eligible to receive Expenditure Restraint Incentive Program (ERIP) payments
- Under state law, in 2025, each municipality will receive a payment that is equal to the amount of the payment received by the municipality in 2024 (sec. 79.05(4), Wis. Stats., from 2023 WI Act 12 – notwithstanding subs. (2) and (3))

Contact Information

If you have questions, contact us at lgs@wisconsin.gov, (608) 266-8618 or (608) 261-5167.



State of Wisconsin • DEPARTMENT OF REVENUE

DIVISION OF STATE AND LOCAL FINANCE • BUREAU OF LOCAL GOVERNMENT SERVICES • 2135 RIMROCK RD MADISON, WI 53713

Mailing Address:
PO Box 8971 #6-97
Madison WI 53708-8971
Fax: (608) 264-6887
lgs@wisconsin.gov

September 13, 2024

JULIE STRUTZ
TOWN OF WESTFIELD
PO BOX 6, 200 MILL ST
LOGANVILLE WI 53943-0006

Notice of Shared Revenue – 2025 Original Estimate

Notice Information

The Wisconsin Department of Revenue (DOR) is providing the **estimated** shared revenue amounts your local government will receive in 2025 under current state law for county and municipal aid, supplemental county and municipal aid, utility aid and the expenditure restraint incentive program. This does not include adjustments, shown on the July and November payment notices.

District	TOWN OF WESTFIELD	County	SAUK	Co-muni code	56-040
-----------------	-------------------	---------------	------	---------------------	--------

Estimate Information

For an explanation of each aid payment listed below, review the additional information in this notice.

2025 Original Estimate	
1. County and municipal aid	\$14,263.63
2. Utility aid	\$0.00
3. Supplemental county and municipal aid	\$40,868.45
4. Expenditure restraint incentive program	\$0.00
5. Total Estimated 2025 Payments (sum of Lines 1-4)	\$55,132.08

Payment Information

Your local government will receive two distributions in 2025 :

- July 28, 2025: 15% of Line 1, 2, and 3 and 100% of Line 4 (*shown above*)
- November 17, 2025: balance of your 2025 aid payments

County and Municipal Aid

Under state law, the county and municipal aid paid to each county and municipality must be equal to the amount determined in 2012 (sec. 79.036, Wis. Stats.) and adjusted for fallen protective services insurance reimbursement (sec. 79.036(4), Wis. Stats.).

County and Municipal Aid Calculation	
1. Prior year county and municipal aid	\$13,943.95
2. Increase due to sales tax revenue, including adjustments (<i>district changes</i>)	\$320.71
3. Fallen protective services insurance adjustment	-\$1.03
4. Fallen protective services insurance reimbursement (<i>reported to DOR</i>)	\$0.00
5. Total County and Municipal Aid (sum of Lines 1-4)	\$14,263.63

Utility Aid

- Under state law, utility aid is distributed to each county and municipality where tax-exempt utility property is located (sec. 79.04, Wis. Stats.)
- Utility companies report utility property information to DOR annually
- DOR uses the provided information to accurately calculate utility aid (*shown below*)

Utility Aid Calculation	
1. Net book value, <i>as of December 31, 2024 (including expected additions/retirements)</i>	\$0.00
2. Total net book value payment	\$0.00
3. Minimum payment	\$0.00
4. Megawatt capacity	0.0
5. Megawatt capacity payment	\$0.00
6. Closed/decommissioned production plant (phased down) payment	\$0.00
7. Subtotal (<i>sum of Lines 2, 3, 5 and 6</i>)	\$0.00
8. Population cap	\$251,175.00
9. Adjusted subtotal (<i>lesser of Line 7 or Line 8</i>)	\$0.00
10. Adjacent site incentive payment	\$0.00
11. Baseload incentive payment	\$0.00
12. Co-generation incentive payment	\$0.00
13. Alternative energy incentive payment	\$0.00
14. Total incentive payments (<i>sum of Lines 10 through 13</i>)	\$0.00
15. Spent nuclear fuel payment	\$0.00
16. Total Utility Aid – this is the utility aid payment listed on the front of the estimate (<i>sum of Lines 9, 14 and 15</i>)	\$0.00

Supplemental County and Municipal Aid

- Under state law, supplemental county and municipal aid paid to each county and municipality is determined by 2023 Wisconsin Act 12 (sec. 79.037, Wis. Stats.)
- For detailed information, review [county and municipal aid spreadsheet](#)

Supplemental County and Municipal Aid Calculation	
1. Prior year supplemental county and municipal aid	\$39,949.61
2. Increase due to sales tax revenue including adjustments (<i>district changes</i>)	\$918.84
3. Total Supplemental County and Municipal Aid (<i>sum of Lines 1 and 2</i>)	\$40,868.45

Expenditure Restraint Incentive Program

- Only municipalities are eligible to receive Expenditure Restraint Incentive Program (ERIP) payments
- Under state law, in 2025, each municipality will receive a payment that is equal to the amount of the payment received by the municipality in 2024 (sec. 79.05(4), Wis. Stats., from 2023 WI Act 12 – notwithstanding subs. (2) and (3))

Contact Information

If you have questions, contact us at lgs@wisconsin.gov, (608) 266-8618 or (608) 261-5167.



State of Wisconsin • DEPARTMENT OF REVENUE

DIVISION OF STATE AND LOCAL FINANCE • BUREAU OF LOCAL GOVERNMENT SERVICES • 2135 RIMROCK RD MADISON, WI 53713

Mailing Address:
PO Box 8971 #6-97
Madison WI 53708-8971
Fax: (608) 264-6887
lgs@wisconsin.gov

September 13, 2024

TERESA BASS
TOWN OF WINFIELD
E6274 BASS RD
REEDSBURG WI 53959-9779

Notice of Shared Revenue – 2025 Original Estimate

Notice Information

The Wisconsin Department of Revenue (DOR) is providing the **estimated** shared revenue amounts your local government will receive in 2025 under current state law for county and municipal aid, supplemental county and municipal aid, utility aid and the expenditure restraint incentive program. This does not include adjustments, shown on the July and November payment notices.

District	TOWN OF WINFIELD	County	SAUK	Co-muni code	56-042
-----------------	------------------	---------------	------	---------------------	--------

Estimate Information

For an explanation of each aid payment listed below, review the additional information in this notice.

2025 Original Estimate	
1. County and municipal aid	\$13,677.78
2. Utility aid	\$1,711.36
3. Supplemental county and municipal aid	\$46,126.65
4. Expenditure restraint incentive program	\$0.00
5. Total Estimated 2025 Payments (sum of Lines 1-4)	\$61,515.79

Payment Information

Your local government will receive two distributions in 2025 :

- July 28, 2025: 15% of Line 1, 2, and 3 and 100% of Line 4 (*shown above*)
- November 17, 2025: balance of your 2025 aid payments

County and Municipal Aid

Under state law, the county and municipal aid paid to each county and municipality must be equal to the amount determined in 2012 (sec. 79.036, Wis. Stats.) and adjusted for fallen protective services insurance reimbursement (sec. 79.036(4), Wis. Stats.).

County and Municipal Aid Calculation	
1. Prior year county and municipal aid	\$13,371.23
2. Increase due to sales tax revenue, including adjustments (<i>district changes</i>)	\$307.54
3. Fallen protective services insurance adjustment	-\$0.99
4. Fallen protective services insurance reimbursement (<i>reported to DOR</i>)	\$0.00
5. Total County and Municipal Aid (sum of Lines 1-4)	\$13,677.78

Utility Aid

- Under state law, utility aid is distributed to each county and municipality where tax-exempt utility property is located (sec. 79.04, Wis. Stats.)
- Utility companies report utility property information to DOR annually
- DOR uses the provided information to accurately calculate utility aid (*shown below*)

Utility Aid Calculation	
1. Net book value, as of December 31, 2024 (including expected additions/retirements)	\$570,454.00
2. Total net book value payment	\$1,711.36
3. Minimum payment	\$0.00
4. Megawatt capacity	0.0
5. Megawatt capacity payment	\$0.00
6. Closed/decommissioned production plant (phased down) payment	\$0.00
7. Subtotal (sum of Lines 2, 3, 5 and 6)	\$1,711.36
8. Population cap	\$387,175.00
9. Adjusted subtotal (lesser of Line 7 or Line 8)	\$1,711.36
10. Adjacent site incentive payment	\$0.00
11. Baseload incentive payment	\$0.00
12. Co-generation incentive payment	\$0.00
13. Alternative energy incentive payment	\$0.00
14. Total incentive payments (sum of Lines 10 through 13)	\$0.00
15. Spent nuclear fuel payment	\$0.00
16. Total Utility Aid – this is the utility aid payment listed on the front of the estimate (sum of Lines 9, 14 and 15)	\$1,711.36

Supplemental County and Municipal Aid

- Under state law, supplemental county and municipal aid paid to each county and municipality is determined by 2023 Wisconsin Act 12 (sec. 79.037, Wis. Stats.)
- For detailed information, review [county and municipal aid spreadsheet](#)

Supplemental County and Municipal Aid Calculation	
1. Prior year supplemental county and municipal aid	\$45,089.59
2. Increase due to sales tax revenue including adjustments (<i>district changes</i>)	\$1,037.06
3. Total Supplemental County and Municipal Aid (sum of Lines 1 and 2)	\$46,126.65

Expenditure Restraint Incentive Program

- Only municipalities are eligible to receive Expenditure Restraint Incentive Program (ERIP) payments
- Under state law, in 2025, each municipality will receive a payment that is equal to the amount of the payment received by the municipality in 2024 (sec. 79.05(4), Wis. Stats., from 2023 WI Act 12 – notwithstanding subs. (2) and (3))

Contact Information

If you have questions, contact us at lgs@wisconsin.gov, (608) 266-8618 or (608) 261-5167.



State of Wisconsin • DEPARTMENT OF REVENUE

DIVISION OF STATE AND LOCAL FINANCE • BUREAU OF LOCAL GOVERNMENT SERVICES • 2135 RIMROCK RD MADISON, WI 53713

Mailing Address:
PO Box 8971 #6-97
Madison WI 53708-8971
Fax: (608) 264-6887
lgs@wisconsin.gov

September 13, 2024

NANCY DIECK
TOWN OF WOODLAND
E2326 CRANDALL DR
WONEWOC WI 53968-9645

Notice of Shared Revenue – 2025 Original Estimate

Notice Information

The Wisconsin Department of Revenue (DOR) is providing the **estimated** shared revenue amounts your local government will receive in 2025 under current state law for county and municipal aid, supplemental county and municipal aid, utility aid and the expenditure restraint incentive program. This does not include adjustments, shown on the July and November payment notices.

District	TOWN OF WOODLAND	County	SAUK	Co-muni code	56-044
-----------------	------------------	---------------	------	---------------------	--------

Estimate Information

For an explanation of each aid payment listed below, review the additional information in this notice.

2025 Original Estimate	
1. County and municipal aid	\$7,621.94
2. Utility aid	\$0.00
3. Supplemental county and municipal aid	\$45,284.78
4. Expenditure restraint incentive program	\$0.00
5. Total Estimated 2025 Payments (sum of Lines 1-4)	\$52,906.72

Payment Information

Your local government will receive two distributions in 2025 :

- July 28, 2025: 15% of Line 1, 2, and 3 and 100% of Line 4 (*shown above*)
- November 17, 2025: balance of your 2025 aid payments

County and Municipal Aid

Under state law, the county and municipal aid paid to each county and municipality must be equal to the amount determined in 2012 (sec. 79.036, Wis. Stats.) and adjusted for fallen protective services insurance reimbursement (sec. 79.036(4), Wis. Stats.).

County and Municipal Aid Calculation	
1. Prior year county and municipal aid	\$7,451.11
2. Increase due to sales tax revenue, including adjustments (<i>district changes</i>)	\$171.38
3. Fallen protective services insurance adjustment	-\$0.55
4. Fallen protective services insurance reimbursement (<i>reported to DOR</i>)	\$0.00
5. Total County and Municipal Aid (sum of Lines 1-4)	\$7,621.94

Utility Aid

- Under state law, utility aid is distributed to each county and municipality where tax-exempt utility property is located (sec. 79.04, Wis. Stats.)
- Utility companies report utility property information to DOR annually
- DOR uses the provided information to accurately calculate utility aid (*shown below*)

Utility Aid Calculation	
1. Net book value, <i>as of December 31, 2024 (including expected additions/retirements)</i>	\$0.00
2. Total net book value payment	\$0.00
3. Minimum payment	\$0.00
4. Megawatt capacity	0.0
5. Megawatt capacity payment	\$0.00
6. Closed/decommissioned production plant (phased down) payment	\$0.00
7. Subtotal (<i>sum of Lines 2, 3, 5 and 6</i>)	\$0.00
8. Population cap	\$374,000.00
9. Adjusted subtotal (<i>lesser of Line 7 or Line 8</i>)	\$0.00
10. Adjacent site incentive payment	\$0.00
11. Baseload incentive payment	\$0.00
12. Co-generation incentive payment	\$0.00
13. Alternative energy incentive payment	\$0.00
14. Total incentive payments (<i>sum of Lines 10 through 13</i>)	\$0.00
15. Spent nuclear fuel payment	\$0.00
16. Total Utility Aid – this is the utility aid payment listed on the front of the estimate (<i>sum of Lines 9, 14 and 15</i>)	\$0.00

Supplemental County and Municipal Aid

- Under state law, supplemental county and municipal aid paid to each county and municipality is determined by 2023 Wisconsin Act 12 (sec. 79.037, Wis. Stats.)
- For detailed information, review [county and municipal aid spreadsheet](#)

Supplemental County and Municipal Aid Calculation	
1. Prior year supplemental county and municipal aid	\$44,266.65
2. Increase due to sales tax revenue including adjustments (<i>district changes</i>)	\$1,018.13
3. Total Supplemental County and Municipal Aid (<i>sum of Lines 1 and 2</i>)	\$45,284.78

Expenditure Restraint Incentive Program

- Only municipalities are eligible to receive Expenditure Restraint Incentive Program (ERIP) payments
- Under state law, in 2025, each municipality will receive a payment that is equal to the amount of the payment received by the municipality in 2024 (sec. 79.05(4), Wis. Stats., from 2023 WI Act 12 – notwithstanding subs. (2) and (3))

Contact Information

If you have questions, contact us at lgs@wisconsin.gov, (608) 266-8618 or (608) 261-5167.



State of Wisconsin • DEPARTMENT OF REVENUE

DIVISION OF STATE AND LOCAL FINANCE • BUREAU OF LOCAL GOVERNMENT SERVICES • 2135 RIMROCK RD MADISON, WI 53713

Mailing Address:
PO Box 8971 #6-97
Madison WI 53708-8971
Fax: (608) 264-6887
lgs@wisconsin.gov

September 13, 2024

JENNIFER FERGUSON
VILLAGE OF IRONTON
600 STATE ST
LA VALLE WI 53941-9063

Notice of Shared Revenue – 2025 Original Estimate

Notice Information

The Wisconsin Department of Revenue (DOR) is providing the **estimated** shared revenue amounts your local government will receive in 2025 under current state law for county and municipal aid, supplemental county and municipal aid, utility aid and the expenditure restraint incentive program. This does not include adjustments, shown on the July and November payment notices.

District	VILLAGE OF IRONTON	County	SAUK	Co-muni code	56-141
-----------------	--------------------	---------------	------	---------------------	--------

Estimate Information

For an explanation of each aid payment listed below, review the additional information in this notice.

2025 Original Estimate	
1. County and municipal aid	\$44,599.94
2. Utility aid	\$0.00
3. Supplemental county and municipal aid	\$35,298.75
4. Expenditure restraint incentive program	\$0.00
5. Total Estimated 2025 Payments (sum of Lines 1-4)	\$79,898.69

Payment Information

Your local government will receive two distributions in 2025 :

- July 28, 2025: 15% of Line 1, 2, and 3 and 100% of Line 4 (*shown above*)
- November 17, 2025: balance of your 2025 aid payments

County and Municipal Aid

Under state law, the county and municipal aid paid to each county and municipality must be equal to the amount determined in 2012 (sec. 79.036, Wis. Stats.) and adjusted for fallen protective services insurance reimbursement (sec. 79.036(4), Wis. Stats.).

County and Municipal Aid Calculation	
1. Prior year county and municipal aid	\$43,600.35
2. Increase due to sales tax revenue, including adjustments (<i>district changes</i>)	\$1,002.81
3. Fallen protective services insurance adjustment	-\$3.22
4. Fallen protective services insurance reimbursement (<i>reported to DOR</i>)	\$0.00
5. Total County and Municipal Aid (sum of Lines 1-4)	\$44,599.94

Utility Aid

- Under state law, utility aid is distributed to each county and municipality where tax-exempt utility property is located (sec. 79.04, Wis. Stats.)
- Utility companies report utility property information to DOR annually
- DOR uses the provided information to accurately calculate utility aid (*shown below*)

Utility Aid Calculation	
1. Net book value, <i>as of December 31, 2024 (including expected additions/retirements)</i>	\$0.00
2. Total net book value payment	\$0.00
3. Minimum payment	\$0.00
4. Megawatt capacity	0.0
5. Megawatt capacity payment	\$0.00
6. Closed/decommissioned production plant (phased down) payment	\$0.00
7. Subtotal (<i>sum of Lines 2, 3, 5 and 6</i>)	\$0.00
8. Population cap	\$110,925.00
9. Adjusted subtotal (<i>lesser of Line 7 or Line 8</i>)	\$0.00
10. Adjacent site incentive payment	\$0.00
11. Baseload incentive payment	\$0.00
12. Co-generation incentive payment	\$0.00
13. Alternative energy incentive payment	\$0.00
14. Total incentive payments (<i>sum of Lines 10 through 13</i>)	\$0.00
15. Spent nuclear fuel payment	\$0.00
16. Total Utility Aid – this is the utility aid payment listed on the front of the estimate (<i>sum of Lines 9, 14 and 15</i>)	\$0.00

Supplemental County and Municipal Aid

- Under state law, supplemental county and municipal aid paid to each county and municipality is determined by 2023 Wisconsin Act 12 (sec. 79.037, Wis. Stats.)
- For detailed information, review [county and municipal aid spreadsheet](#)

Supplemental County and Municipal Aid Calculation	
1. Prior year supplemental county and municipal aid	\$34,505.13
2. Increase due to sales tax revenue including adjustments (<i>district changes</i>)	\$793.62
3. Total Supplemental County and Municipal Aid (<i>sum of Lines 1 and 2</i>)	\$35,298.75

Expenditure Restraint Incentive Program

- Only municipalities are eligible to receive Expenditure Restraint Incentive Program (ERIP) payments
- Under state law, in 2025, each municipality will receive a payment that is equal to the amount of the payment received by the municipality in 2024 (sec. 79.05(4), Wis. Stats., from 2023 WI Act 12 – notwithstanding subs. (2) and (3))

Contact Information

If you have questions, contact us at lgs@wisconsin.gov, (608) 266-8618 or (608) 261-5167.



State of Wisconsin • DEPARTMENT OF REVENUE

DIVISION OF STATE AND LOCAL FINANCE • BUREAU OF LOCAL GOVERNMENT SERVICES • 2135 RIMROCK RD MADISON, WI 53713

Mailing Address:
PO Box 8971 #6-97
Madison WI 53708-8971
Fax: (608) 264-6887
lgs@wisconsin.gov

September 13, 2024

TIM MCCUMBER
VILLAGE OF LAKE DELTON
PO BOX 87
LAKE DELTON WI 53940-0087

Notice of Shared Revenue – 2025 Original Estimate

Notice Information

The Wisconsin Department of Revenue (DOR) is providing the **estimated** shared revenue amounts your local government will receive in 2025 under current state law for county and municipal aid, supplemental county and municipal aid, utility aid and the expenditure restraint incentive program. This does not include adjustments, shown on the July and November payment notices.

District	VILLAGE OF LAKE DELTON	County	SAUK	Co-muni code	56-146
-----------------	------------------------	---------------	------	---------------------	--------

Estimate Information

For an explanation of each aid payment listed below, review the additional information in this notice.

2025 Original Estimate	
1. County and municipal aid	\$21,359.97
2. Utility aid	\$13,055.29
3. Supplemental county and municipal aid	\$91,013.98
4. Expenditure restraint incentive program	\$0.00
5. Total Estimated 2025 Payments (sum of Lines 1-4)	\$125,429.24

Payment Information

Your local government will receive two distributions in 2025 :

- July 28, 2025: 15% of Line 1, 2, and 3 and 100% of Line 4 (*shown above*)
- November 17, 2025: balance of your 2025 aid payments

County and Municipal Aid

Under state law, the county and municipal aid paid to each county and municipality must be equal to the amount determined in 2012 (sec. 79.036, Wis. Stats.) and adjusted for fallen protective services insurance reimbursement (sec. 79.036(4), Wis. Stats.).

County and Municipal Aid Calculation	
1. Prior year county and municipal aid	\$20,881.24
2. Increase due to sales tax revenue, including adjustments (<i>district changes</i>)	\$480.27
3. Fallen protective services insurance adjustment	-\$1.54
4. Fallen protective services insurance reimbursement (<i>reported to DOR</i>)	\$0.00
5. Total County and Municipal Aid (sum of Lines 1-4)	\$21,359.97

Utility Aid

- Under state law, utility aid is distributed to each county and municipality where tax-exempt utility property is located (sec. 79.04, Wis. Stats.)
- Utility companies report utility property information to DOR annually
- DOR uses the provided information to accurately calculate utility aid (*shown below*)

Utility Aid Calculation	
1. Net book value, <i>as of December 31, 2024 (including expected additions/retirements)</i>	\$2,175,882.00
2. Total net book value payment	\$13,055.29
3. Minimum payment	\$0.00
4. Megawatt capacity	0.0
5. Megawatt capacity payment	\$0.00
6. Closed/decommissioned production plant (phased down) payment	\$0.00
7. Subtotal (<i>sum of Lines 2, 3, 5 and 6</i>)	\$13,055.29
8. Population cap	\$1,532,125.00
9. Adjusted subtotal (<i>lesser of Line 7 or Line 8</i>)	\$13,055.29
10. Adjacent site incentive payment	\$0.00
11. Baseload incentive payment	\$0.00
12. Co-generation incentive payment	\$0.00
13. Alternative energy incentive payment	\$0.00
14. Total incentive payments (<i>sum of Lines 10 through 13</i>)	\$0.00
15. Spent nuclear fuel payment	\$0.00
16. Total Utility Aid – this is the utility aid payment listed on the front of the estimate (<i>sum of Lines 9, 14 and 15</i>)	\$13,055.29

Supplemental County and Municipal Aid

- Under state law, supplemental county and municipal aid paid to each county and municipality is determined by 2023 Wisconsin Act 12 (sec. 79.037, Wis. Stats.)
- For detailed information, review [county and municipal aid spreadsheet](#)

Supplemental County and Municipal Aid Calculation	
1. Prior year supplemental county and municipal aid	\$88,967.72
2. Increase due to sales tax revenue including adjustments (<i>district changes</i>)	\$2,046.26
3. Total Supplemental County and Municipal Aid (<i>sum of Lines 1 and 2</i>)	\$91,013.98

Expenditure Restraint Incentive Program

- Only municipalities are eligible to receive Expenditure Restraint Incentive Program (ERIP) payments
- Under state law, in 2025, each municipality will receive a payment that is equal to the amount of the payment received by the municipality in 2024 (sec. 79.05(4), Wis. Stats., from 2023 WI Act 12 – notwithstanding subs. (2) and (3))

Contact Information

If you have questions, contact us at lgs@wisconsin.gov, (608) 266-8618 or (608) 261-5167.



State of Wisconsin • DEPARTMENT OF REVENUE

DIVISION OF STATE AND LOCAL FINANCE • BUREAU OF LOCAL GOVERNMENT SERVICES • 2135 RIMROCK RD MADISON, WI 53713

Mailing Address:
PO Box 8971 #6-97
Madison WI 53708-8971
Fax: (608) 264-6887
lgs@wisconsin.gov

September 13, 2024

DEANNA COPSEY
VILLAGE OF LA VALLE
PO BOX 13
LA VALLE WI 53941-0013

Notice of Shared Revenue – 2025 Original Estimate

Notice Information

The Wisconsin Department of Revenue (DOR) is providing the **estimated** shared revenue amounts your local government will receive in 2025 under current state law for county and municipal aid, supplemental county and municipal aid, utility aid and the expenditure restraint incentive program. This does not include adjustments, shown on the July and November payment notices.

District	VILLAGE OF LA VALLE	County	SAUK	Co-muni code	56-147
-----------------	---------------------	---------------	------	---------------------	--------

Estimate Information

For an explanation of each aid payment listed below, review the additional information in this notice.

2025 Original Estimate	
1. County and municipal aid	\$99,657.67
2. Utility aid	\$0.00
3. Supplemental county and municipal aid	\$37,138.38
4. Expenditure restraint incentive program	\$2,874.53
5. Total Estimated 2025 Payments (sum of Lines 1-4)	\$139,670.58

Payment Information

Your local government will receive two distributions in 2025 :

- July 28, 2025: 15% of Line 1, 2, and 3 and 100% of Line 4 (*shown above*)
- November 17, 2025: balance of your 2025 aid payments

County and Municipal Aid

Under state law, the county and municipal aid paid to each county and municipality must be equal to the amount determined in 2012 (sec. 79.036, Wis. Stats.) and adjusted for fallen protective services insurance reimbursement (sec. 79.036(4), Wis. Stats.).

County and Municipal Aid Calculation	
1. Prior year county and municipal aid	\$97,424.12
2. Increase due to sales tax revenue, including adjustments (<i>district changes</i>)	\$2,240.75
3. Fallen protective services insurance adjustment	-\$7.20
4. Fallen protective services insurance reimbursement (<i>reported to DOR</i>)	\$0.00
5. Total County and Municipal Aid (sum of Lines 1-4)	\$99,657.67

Utility Aid

- Under state law, utility aid is distributed to each county and municipality where tax-exempt utility property is located (sec. 79.04, Wis. Stats.)
- Utility companies report utility property information to DOR annually
- DOR uses the provided information to accurately calculate utility aid (*shown below*)

Utility Aid Calculation	
1. Net book value, <i>as of December 31, 2024 (including expected additions/retirements)</i>	\$0.00
2. Total net book value payment	\$0.00
3. Minimum payment	\$0.00
4. Megawatt capacity	0.0
5. Megawatt capacity payment	\$0.00
6. Closed/decommissioned production plant (phased down) payment	\$0.00
7. Subtotal (<i>sum of Lines 2, 3, 5 and 6</i>)	\$0.00
8. Population cap	\$147,050.00
9. Adjusted subtotal (<i>lesser of Line 7 or Line 8</i>)	\$0.00
10. Adjacent site incentive payment	\$0.00
11. Baseload incentive payment	\$0.00
12. Co-generation incentive payment	\$0.00
13. Alternative energy incentive payment	\$0.00
14. Total incentive payments (<i>sum of Lines 10 through 13</i>)	\$0.00
15. Spent nuclear fuel payment	\$0.00
16. Total Utility Aid – this is the utility aid payment listed on the front of the estimate (<i>sum of Lines 9, 14 and 15</i>)	\$0.00

Supplemental County and Municipal Aid

- Under state law, supplemental county and municipal aid paid to each county and municipality is determined by 2023 Wisconsin Act 12 (sec. 79.037, Wis. Stats.)
- For detailed information, review [county and municipal aid spreadsheet](#)

Supplemental County and Municipal Aid Calculation	
1. Prior year supplemental county and municipal aid	\$36,303.40
2. Increase due to sales tax revenue including adjustments (<i>district changes</i>)	\$834.98
3. Total Supplemental County and Municipal Aid (<i>sum of Lines 1 and 2</i>)	\$37,138.38

Expenditure Restraint Incentive Program

- Only municipalities are eligible to receive Expenditure Restraint Incentive Program (ERIP) payments
- Under state law, in 2025, each municipality will receive a payment that is equal to the amount of the payment received by the municipality in 2024 (sec. 79.05(4), Wis. Stats., from 2023 WI Act 12 – notwithstanding subs. (2) and (3))

Contact Information

If you have questions, contact us at lgs@wisconsin.gov, (608) 266-8618 or (608) 261-5167.



State of Wisconsin • DEPARTMENT OF REVENUE

DIVISION OF STATE AND LOCAL FINANCE • BUREAU OF LOCAL GOVERNMENT SERVICES • 2135 RIMROCK RD MADISON, WI 53713

Mailing Address:
PO Box 8971 #6-97
Madison WI 53708-8971
Fax: (608) 264-6887
lgs@wisconsin.gov

September 13, 2024

TRACY MCDONOUGH
VILLAGE OF LIME RIDGE
PO BOX 91
LIME RIDGE WI 53942-0091

Notice of Shared Revenue – 2025 Original Estimate

Notice Information

The Wisconsin Department of Revenue (DOR) is providing the **estimated** shared revenue amounts your local government will receive in 2025 under current state law for county and municipal aid, supplemental county and municipal aid, utility aid and the expenditure restraint incentive program. This does not include adjustments, shown on the July and November payment notices.

District	VILLAGE OF LIME RIDGE	County	SAUK	Co-muni code	56-148
-----------------	-----------------------	---------------	------	---------------------	--------

Estimate Information

For an explanation of each aid payment listed below, review the additional information in this notice.

2025 Original Estimate	
1. County and municipal aid	\$42,052.27
2. Utility aid	\$0.00
3. Supplemental county and municipal aid	\$33,390.09
4. Expenditure restraint incentive program	\$0.00
5. Total Estimated 2025 Payments (sum of Lines 1-4)	\$75,442.36

Payment Information

Your local government will receive two distributions in 2025 :

- July 28, 2025: 15% of Line 1, 2, and 3 and 100% of Line 4 (*shown above*)
- November 17, 2025: balance of your 2025 aid payments

County and Municipal Aid

Under state law, the county and municipal aid paid to each county and municipality must be equal to the amount determined in 2012 (sec. 79.036, Wis. Stats.) and adjusted for fallen protective services insurance reimbursement (sec. 79.036(4), Wis. Stats.).

County and Municipal Aid Calculation	
1. Prior year county and municipal aid	\$41,109.79
2. Increase due to sales tax revenue, including adjustments (<i>district changes</i>)	\$945.52
3. Fallen protective services insurance adjustment	-\$3.04
4. Fallen protective services insurance reimbursement (<i>reported to DOR</i>)	\$0.00
5. Total County and Municipal Aid (sum of Lines 1-4)	\$42,052.27

Utility Aid

- Under state law, utility aid is distributed to each county and municipality where tax-exempt utility property is located (sec. 79.04, Wis. Stats.)
- Utility companies report utility property information to DOR annually
- DOR uses the provided information to accurately calculate utility aid (*shown below*)

Utility Aid Calculation	
1. Net book value, <i>as of December 31, 2024 (including expected additions/retirements)</i>	\$0.00
2. Total net book value payment	\$0.00
3. Minimum payment	\$0.00
4. Megawatt capacity	0.0
5. Megawatt capacity payment	\$0.00
6. Closed/decommissioned production plant (phased down) payment	\$0.00
7. Subtotal (<i>sum of Lines 2, 3, 5 and 6</i>)	\$0.00
8. Population cap	\$66,300.00
9. Adjusted subtotal (<i>lesser of Line 7 or Line 8</i>)	\$0.00
10. Adjacent site incentive payment	\$0.00
11. Baseload incentive payment	\$0.00
12. Co-generation incentive payment	\$0.00
13. Alternative energy incentive payment	\$0.00
14. Total incentive payments (<i>sum of Lines 10 through 13</i>)	\$0.00
15. Spent nuclear fuel payment	\$0.00
16. Total Utility Aid – this is the utility aid payment listed on the front of the estimate (<i>sum of Lines 9, 14 and 15</i>)	\$0.00

Supplemental County and Municipal Aid

- Under state law, supplemental county and municipal aid paid to each county and municipality is determined by 2023 Wisconsin Act 12 (sec. 79.037, Wis. Stats.)
- For detailed information, review [county and municipal aid spreadsheet](#)

Supplemental County and Municipal Aid Calculation	
1. Prior year supplemental county and municipal aid	\$32,639.38
2. Increase due to sales tax revenue including adjustments (<i>district changes</i>)	\$750.71
3. Total Supplemental County and Municipal Aid (<i>sum of Lines 1 and 2</i>)	\$33,390.09

Expenditure Restraint Incentive Program

- Only municipalities are eligible to receive Expenditure Restraint Incentive Program (ERIP) payments
- Under state law, in 2025, each municipality will receive a payment that is equal to the amount of the payment received by the municipality in 2024 (sec. 79.05(4), Wis. Stats., from 2023 WI Act 12 – notwithstanding subs. (2) and (3))

Contact Information

If you have questions, contact us at lgs@wisconsin.gov, (608) 266-8618 or (608) 261-5167.



State of Wisconsin • DEPARTMENT OF REVENUE

DIVISION OF STATE AND LOCAL FINANCE • BUREAU OF LOCAL GOVERNMENT SERVICES • 2135 RIMROCK RD MADISON, WI 53713

Mailing Address:
PO Box 8971 #6-97
Madison WI 53708-8971
Fax: (608) 264-6887
lgs@wisconsin.gov

September 13, 2024

DONNA HAHN
VILLAGE OF LOGANVILLE
PO BOX 128
LOGANVILLE WI 53943-0128

Notice of Shared Revenue – 2025 Original Estimate

Notice Information

The Wisconsin Department of Revenue (DOR) is providing the **estimated** shared revenue amounts your local government will receive in 2025 under current state law for county and municipal aid, supplemental county and municipal aid, utility aid and the expenditure restraint incentive program. This does not include adjustments, shown on the July and November payment notices.

District	VILLAGE OF LOGANVILLE	County	SAUK	Co-muni code	56-149
-----------------	-----------------------	---------------	------	---------------------	--------

Estimate Information

For an explanation of each aid payment listed below, review the additional information in this notice.

2025 Original Estimate	
1. County and municipal aid	\$49,085.39
2. Utility aid	\$2,920.57
3. Supplemental county and municipal aid	\$35,848.94
4. Expenditure restraint incentive program	\$4,774.68
5. Total Estimated 2025 Payments (sum of Lines 1-4)	\$92,629.58

Payment Information

Your local government will receive two distributions in 2025 :

- July 28, 2025: 15% of Line 1, 2, and 3 and 100% of Line 4 (*shown above*)
- November 17, 2025: balance of your 2025 aid payments

County and Municipal Aid

Under state law, the county and municipal aid paid to each county and municipality must be equal to the amount determined in 2012 (sec. 79.036, Wis. Stats.) and adjusted for fallen protective services insurance reimbursement (sec. 79.036(4), Wis. Stats.).

County and Municipal Aid Calculation	
1. Prior year county and municipal aid	\$47,985.28
2. Increase due to sales tax revenue, including adjustments (<i>district changes</i>)	\$1,103.66
3. Fallen protective services insurance adjustment	-\$3.55
4. Fallen protective services insurance reimbursement (<i>reported to DOR</i>)	\$0.00
5. Total County and Municipal Aid (sum of Lines 1-4)	\$49,085.39

Utility Aid

- Under state law, utility aid is distributed to each county and municipality where tax-exempt utility property is located (sec. 79.04, Wis. Stats.)
- Utility companies report utility property information to DOR annually
- DOR uses the provided information to accurately calculate utility aid (*shown below*)

Utility Aid Calculation	
1. Net book value, as of December 31, 2024 (including expected additions/retirements)	\$486,762.00
2. Total net book value payment	\$2,920.57
3. Minimum payment	\$0.00
4. Megawatt capacity	0.0
5. Megawatt capacity payment	\$0.00
6. Closed/decommissioned production plant (phased down) payment	\$0.00
7. Subtotal (sum of Lines 2, 3, 5 and 6)	\$2,920.57
8. Population cap	\$125,800.00
9. Adjusted subtotal (lesser of Line 7 or Line 8)	\$2,920.57
10. Adjacent site incentive payment	\$0.00
11. Baseload incentive payment	\$0.00
12. Co-generation incentive payment	\$0.00
13. Alternative energy incentive payment	\$0.00
14. Total incentive payments (sum of Lines 10 through 13)	\$0.00
15. Spent nuclear fuel payment	\$0.00
16. Total Utility Aid – this is the utility aid payment listed on the front of the estimate (sum of Lines 9, 14 and 15)	\$2,920.57

Supplemental County and Municipal Aid

- Under state law, supplemental county and municipal aid paid to each county and municipality is determined by 2023 Wisconsin Act 12 (sec. 79.037, Wis. Stats.)
- For detailed information, review [county and municipal aid spreadsheet](#)

Supplemental County and Municipal Aid Calculation	
1. Prior year supplemental county and municipal aid	\$35,042.95
2. Increase due to sales tax revenue including adjustments (district changes)	\$805.99
3. Total Supplemental County and Municipal Aid (sum of Lines 1 and 2)	\$35,848.94

Expenditure Restraint Incentive Program

- Only municipalities are eligible to receive Expenditure Restraint Incentive Program (ERIP) payments
- Under state law, in 2025, each municipality will receive a payment that is equal to the amount of the payment received by the municipality in 2024 (sec. 79.05(4), Wis. Stats., from 2023 WI Act 12 – notwithstanding subs. (2) and (3))

Contact Information

If you have questions, contact us at lgs@wisconsin.gov, (608) 266-8618 or (608) 261-5167.



State of Wisconsin • DEPARTMENT OF REVENUE

DIVISION OF STATE AND LOCAL FINANCE • BUREAU OF LOCAL GOVERNMENT SERVICES • 2135 RIMROCK RD MADISON, WI 53713

Mailing Address:
PO Box 8971 #6-97
Madison WI 53708-8971
Fax: (608) 264-6887
lgs@wisconsin.gov

September 13, 2024

JENNIE KLECKER
VILLAGE OF MERRIMAC
100 COOK ST
MERRIMAC WI 53561-9533

Notice of Shared Revenue – 2025 Original Estimate

Notice Information

The Wisconsin Department of Revenue (DOR) is providing the **estimated** shared revenue amounts your local government will receive in 2025 under current state law for county and municipal aid, supplemental county and municipal aid, utility aid and the expenditure restraint incentive program. This does not include adjustments, shown on the July and November payment notices.

District	VILLAGE OF MERRIMAC	County	SAUK	Co-muni code	56-151
-----------------	---------------------	---------------	------	---------------------	--------

Estimate Information

For an explanation of each aid payment listed below, review the additional information in this notice.

2025 Original Estimate	
1. County and municipal aid	\$18,151.69
2. Utility aid	\$0.00
3. Supplemental county and municipal aid	\$39,854.38
4. Expenditure restraint incentive program	\$0.00
5. Total Estimated 2025 Payments (sum of Lines 1-4)	\$58,006.07

Payment Information

Your local government will receive two distributions in 2025 :

- July 28, 2025: 15% of Line 1, 2, and 3 and 100% of Line 4 (*shown above*)
- November 17, 2025: balance of your 2025 aid payments

County and Municipal Aid

Under state law, the county and municipal aid paid to each county and municipality must be equal to the amount determined in 2012 (sec. 79.036, Wis. Stats.) and adjusted for fallen protective services insurance reimbursement (sec. 79.036(4), Wis. Stats.).

County and Municipal Aid Calculation	
1. Prior year county and municipal aid	\$17,744.87
2. Increase due to sales tax revenue, including adjustments (<i>district changes</i>)	\$408.13
3. Fallen protective services insurance adjustment	-\$1.31
4. Fallen protective services insurance reimbursement (<i>reported to DOR</i>)	\$0.00
5. Total County and Municipal Aid (sum of Lines 1-4)	\$18,151.69

Utility Aid

- Under state law, utility aid is distributed to each county and municipality where tax-exempt utility property is located (sec. 79.04, Wis. Stats.)
- Utility companies report utility property information to DOR annually
- DOR uses the provided information to accurately calculate utility aid (*shown below*)

Utility Aid Calculation	
1. Net book value, <i>as of December 31, 2024 (including expected additions/retirements)</i>	\$0.00
2. Total net book value payment	\$0.00
3. Minimum payment	\$0.00
4. Megawatt capacity	0.0
5. Megawatt capacity payment	\$0.00
6. Closed/decommissioned production plant (phased down) payment	\$0.00
7. Subtotal (<i>sum of Lines 2, 3, 5 and 6</i>)	\$0.00
8. Population cap	\$229,500.00
9. Adjusted subtotal (<i>lesser of Line 7 or Line 8</i>)	\$0.00
10. Adjacent site incentive payment	\$0.00
11. Baseload incentive payment	\$0.00
12. Co-generation incentive payment	\$0.00
13. Alternative energy incentive payment	\$0.00
14. Total incentive payments (<i>sum of Lines 10 through 13</i>)	\$0.00
15. Spent nuclear fuel payment	\$0.00
16. Total Utility Aid – this is the utility aid payment listed on the front of the estimate (<i>sum of Lines 9, 14 and 15</i>)	\$0.00

Supplemental County and Municipal Aid

- Under state law, supplemental county and municipal aid paid to each county and municipality is determined by 2023 Wisconsin Act 12 (sec. 79.037, Wis. Stats.)
- For detailed information, review [county and municipal aid spreadsheet](#)

Supplemental County and Municipal Aid Calculation	
1. Prior year supplemental county and municipal aid	\$38,958.34
2. Increase due to sales tax revenue including adjustments (<i>district changes</i>)	\$896.04
3. Total Supplemental County and Municipal Aid (<i>sum of Lines 1 and 2</i>)	\$39,854.38

Expenditure Restraint Incentive Program

- Only municipalities are eligible to receive Expenditure Restraint Incentive Program (ERIP) payments
- Under state law, in 2025, each municipality will receive a payment that is equal to the amount of the payment received by the municipality in 2024 (sec. 79.05(4), Wis. Stats., from 2023 WI Act 12 – notwithstanding subs. (2) and (3))

Contact Information

If you have questions, contact us at lgs@wisconsin.gov, (608) 266-8618 or (608) 261-5167.



State of Wisconsin • DEPARTMENT OF REVENUE

DIVISION OF STATE AND LOCAL FINANCE • BUREAU OF LOCAL GOVERNMENT SERVICES • 2135 RIMROCK RD MADISON, WI 53713

Mailing Address:
PO Box 8971 #6-97
Madison WI 53708-8971
Fax: (608) 264-6887
lgs@wisconsin.gov

September 13, 2024

NICKI BREUNIG
VILLAGE OF NORTH FREEDOM
PO BOX 300
NORTH FREEDOM WI 53951-0300

Notice of Shared Revenue – 2025 Original Estimate

Notice Information

The Wisconsin Department of Revenue (DOR) is providing the **estimated** shared revenue amounts your local government will receive in 2025 under current state law for county and municipal aid, supplemental county and municipal aid, utility aid and the expenditure restraint incentive program. This does not include adjustments, shown on the July and November payment notices.

District	VILLAGE OF NORTH FREEDOM	County	SAUK	Co-muni code	56-161
-----------------	--------------------------	---------------	------	---------------------	--------

Estimate Information

For an explanation of each aid payment listed below, review the additional information in this notice.

2025 Original Estimate	
1. County and municipal aid	\$151,052.55
2. Utility aid	\$95.65
3. Supplemental county and municipal aid	\$40,971.57
4. Expenditure restraint incentive program	\$1,725.75
5. Total Estimated 2025 Payments (sum of Lines 1-4)	\$193,845.52

Payment Information

Your local government will receive two distributions in 2025 :

- July 28, 2025: 15% of Line 1, 2, and 3 and 100% of Line 4 (*shown above*)
- November 17, 2025: balance of your 2025 aid payments

County and Municipal Aid

Under state law, the county and municipal aid paid to each county and municipality must be equal to the amount determined in 2012 (sec. 79.036, Wis. Stats.) and adjusted for fallen protective services insurance reimbursement (sec. 79.036(4), Wis. Stats.).

County and Municipal Aid Calculation	
1. Prior year county and municipal aid	\$147,667.12
2. Increase due to sales tax revenue, including adjustments (<i>district changes</i>)	\$3,396.34
3. Fallen protective services insurance adjustment	-\$10.91
4. Fallen protective services insurance reimbursement (<i>reported to DOR</i>)	\$0.00
5. Total County and Municipal Aid (sum of Lines 1-4)	\$151,052.55

Utility Aid

- Under state law, utility aid is distributed to each county and municipality where tax-exempt utility property is located (sec. 79.04, Wis. Stats.)
- Utility companies report utility property information to DOR annually
- DOR uses the provided information to accurately calculate utility aid (*shown below*)

Utility Aid Calculation	
1. Net book value, <i>as of December 31, 2024 (including expected additions/retirements)</i>	\$15,942.00
2. Total net book value payment	\$95.65
3. Minimum payment	\$0.00
4. Megawatt capacity	0.0
5. Megawatt capacity payment	\$0.00
6. Closed/decommissioned production plant (phased down) payment	\$0.00
7. Subtotal (<i>sum of Lines 2, 3, 5 and 6</i>)	\$95.65
8. Population cap	\$243,100.00
9. Adjusted subtotal (<i>lesser of Line 7 or Line 8</i>)	\$95.65
10. Adjacent site incentive payment	\$0.00
11. Baseload incentive payment	\$0.00
12. Co-generation incentive payment	\$0.00
13. Alternative energy incentive payment	\$0.00
14. Total incentive payments (<i>sum of Lines 10 through 13</i>)	\$0.00
15. Spent nuclear fuel payment	\$0.00
16. Total Utility Aid – this is the utility aid payment listed on the front of the estimate (<i>sum of Lines 9, 14 and 15</i>)	\$95.65

Supplemental County and Municipal Aid

- Under state law, supplemental county and municipal aid paid to each county and municipality is determined by 2023 Wisconsin Act 12 (sec. 79.037, Wis. Stats.)
- For detailed information, review [county and municipal aid spreadsheet](#)

Supplemental County and Municipal Aid Calculation	
1. Prior year supplemental county and municipal aid	\$40,050.41
2. Increase due to sales tax revenue including adjustments (<i>district changes</i>)	\$921.16
3. Total Supplemental County and Municipal Aid (<i>sum of Lines 1 and 2</i>)	\$40,971.57

Expenditure Restraint Incentive Program

- Only municipalities are eligible to receive Expenditure Restraint Incentive Program (ERIP) payments
- Under state law, in 2025, each municipality will receive a payment that is equal to the amount of the payment received by the municipality in 2024 (sec. 79.05(4), Wis. Stats., from 2023 WI Act 12 – notwithstanding subs. (2) and (3))

Contact Information

If you have questions, contact us at lgs@wisconsin.gov, (608) 266-8618 or (608) 261-5167.



State of Wisconsin • DEPARTMENT OF REVENUE

DIVISION OF STATE AND LOCAL FINANCE • BUREAU OF LOCAL GOVERNMENT SERVICES • 2135 RIMROCK RD MADISON, WI 53713

Mailing Address:
PO Box 8971 #6-97
Madison WI 53708-8971
Fax: (608) 264-6887
lgs@wisconsin.gov

September 13, 2024

SHEILA CARVER
VILLAGE OF PLAIN
510 MAIN STREET
PLAIN WI 53577-9200

Notice of Shared Revenue – 2025 Original Estimate

Notice Information

The Wisconsin Department of Revenue (DOR) is providing the **estimated** shared revenue amounts your local government will receive in 2025 under current state law for county and municipal aid, supplemental county and municipal aid, utility aid and the expenditure restraint incentive program. This does not include adjustments, shown on the July and November payment notices.

District	VILLAGE OF PLAIN	County	SAUK	Co-muni code	56-171
-----------------	------------------	---------------	------	---------------------	--------

Estimate Information

For an explanation of each aid payment listed below, review the additional information in this notice.

2025 Original Estimate	
1. County and municipal aid	\$23,057.52
2. Utility aid	\$0.00
3. Supplemental county and municipal aid	\$43,549.36
4. Expenditure restraint incentive program	\$24,190.47
5. Total Estimated 2025 Payments (sum of Lines 1-4)	\$90,797.35

Payment Information

Your local government will receive two distributions in 2025 :

- July 28, 2025: 15% of Line 1, 2, and 3 and 100% of Line 4 (*shown above*)
- November 17, 2025: balance of your 2025 aid payments

County and Municipal Aid

Under state law, the county and municipal aid paid to each county and municipality must be equal to the amount determined in 2012 (sec. 79.036, Wis. Stats.) and adjusted for fallen protective services insurance reimbursement (sec. 79.036(4), Wis. Stats.).

County and Municipal Aid Calculation	
1. Prior year county and municipal aid	\$22,540.75
2. Increase due to sales tax revenue, including adjustments (<i>district changes</i>)	\$518.44
3. Fallen protective services insurance adjustment	-\$1.67
4. Fallen protective services insurance reimbursement (<i>reported to DOR</i>)	\$0.00
5. Total County and Municipal Aid (sum of Lines 1-4)	\$23,057.52

Utility Aid

- Under state law, utility aid is distributed to each county and municipality where tax-exempt utility property is located (sec. 79.04, Wis. Stats.)
- Utility companies report utility property information to DOR annually
- DOR uses the provided information to accurately calculate utility aid (*shown below*)

Utility Aid Calculation	
1. Net book value, <i>as of December 31, 2024 (including expected additions/retirements)</i>	\$0.00
2. Total net book value payment	\$0.00
3. Minimum payment	\$0.00
4. Megawatt capacity	0.0
5. Megawatt capacity payment	\$0.00
6. Closed/decommissioned production plant (phased down) payment	\$0.00
7. Subtotal (<i>sum of Lines 2, 3, 5 and 6</i>)	\$0.00
8. Population cap	\$315,350.00
9. Adjusted subtotal (<i>lesser of Line 7 or Line 8</i>)	\$0.00
10. Adjacent site incentive payment	\$0.00
11. Baseload incentive payment	\$0.00
12. Co-generation incentive payment	\$0.00
13. Alternative energy incentive payment	\$0.00
14. Total incentive payments (<i>sum of Lines 10 through 13</i>)	\$0.00
15. Spent nuclear fuel payment	\$0.00
16. Total Utility Aid – this is the utility aid payment listed on the front of the estimate (<i>sum of Lines 9, 14 and 15</i>)	\$0.00

Supplemental County and Municipal Aid

- Under state law, supplemental county and municipal aid paid to each county and municipality is determined by 2023 Wisconsin Act 12 (sec. 79.037, Wis. Stats.)
- For detailed information, review [county and municipal aid spreadsheet](#)

Supplemental County and Municipal Aid Calculation	
1. Prior year supplemental county and municipal aid	\$42,570.24
2. Increase due to sales tax revenue including adjustments (<i>district changes</i>)	\$979.12
3. Total Supplemental County and Municipal Aid (<i>sum of Lines 1 and 2</i>)	\$43,549.36

Expenditure Restraint Incentive Program

- Only municipalities are eligible to receive Expenditure Restraint Incentive Program (ERIP) payments
- Under state law, in 2025, each municipality will receive a payment that is equal to the amount of the payment received by the municipality in 2024 (sec. 79.05(4), Wis. Stats., from 2023 WI Act 12 – notwithstanding subs. (2) and (3))

Contact Information

If you have questions, contact us at lgs@wisconsin.gov, (608) 266-8618 or (608) 261-5167.



State of Wisconsin • DEPARTMENT OF REVENUE

DIVISION OF STATE AND LOCAL FINANCE • BUREAU OF LOCAL GOVERNMENT SERVICES • 2135 RIMROCK RD MADISON, WI 53713

Mailing Address:
PO Box 8971 #6-97
Madison WI 53708-8971
Fax: (608) 264-6887
lgs@wisconsin.gov

September 13, 2024

NIKI CONWAY
VILLAGE OF PRAIRIE DU SAC
335 GALENA ST
PRAIRIE DU SAC WI 53578-1008

Notice of Shared Revenue – 2025 Original Estimate

Notice Information

The Wisconsin Department of Revenue (DOR) is providing the **estimated** shared revenue amounts your local government will receive in 2025 under current state law for county and municipal aid, supplemental county and municipal aid, utility aid and the expenditure restraint incentive program. This does not include adjustments, shown on the July and November payment notices.

District	VILLAGE OF PRAIRIE DU SAC	County	SAUK	Co-muni code	56-172
-----------------	---------------------------	---------------	------	---------------------	--------

Estimate Information

For an explanation of each aid payment listed below, review the additional information in this notice.

2025 Original Estimate	
1. County and municipal aid	\$121,408.32
2. Utility aid	\$764.22
3. Supplemental county and municipal aid	\$107,152.38
4. Expenditure restraint incentive program	\$36,309.92
5. Total Estimated 2025 Payments (sum of Lines 1-4)	\$265,634.84

Payment Information

Your local government will receive two distributions in 2025 :

- July 28, 2025: 15% of Line 1, 2, and 3 and 100% of Line 4 (*shown above*)
- November 17, 2025: balance of your 2025 aid payments

County and Municipal Aid

Under state law, the county and municipal aid paid to each county and municipality must be equal to the amount determined in 2012 (sec. 79.036, Wis. Stats.) and adjusted for fallen protective services insurance reimbursement (sec. 79.036(4), Wis. Stats.).

County and Municipal Aid Calculation	
1. Prior year county and municipal aid	\$118,687.28
2. Increase due to sales tax revenue, including adjustments (<i>district changes</i>)	\$2,729.81
3. Fallen protective services insurance adjustment	-\$8.77
4. Fallen protective services insurance reimbursement (<i>reported to DOR</i>)	\$0.00
5. Total County and Municipal Aid (sum of Lines 1-4)	\$121,408.32

Utility Aid

- Under state law, utility aid is distributed to each county and municipality where tax-exempt utility property is located (sec. 79.04, Wis. Stats.)
- Utility companies report utility property information to DOR annually
- DOR uses the provided information to accurately calculate utility aid (*shown below*)

Utility Aid Calculation	
1. Net book value, <i>as of December 31, 2024 (including expected additions/retirements)</i>	\$127,370.00
2. Total net book value payment	\$764.22
3. Minimum payment	\$0.00
4. Megawatt capacity	0.0
5. Megawatt capacity payment	\$0.00
6. Closed/decommissioned production plant (phased down) payment	\$0.00
7. Subtotal (<i>sum of Lines 2, 3, 5 and 6</i>)	\$764.22
8. Population cap	\$1,911,650.00
9. Adjusted subtotal (<i>lesser of Line 7 or Line 8</i>)	\$764.22
10. Adjacent site incentive payment	\$0.00
11. Baseload incentive payment	\$0.00
12. Co-generation incentive payment	\$0.00
13. Alternative energy incentive payment	\$0.00
14. Total incentive payments (<i>sum of Lines 10 through 13</i>)	\$0.00
15. Spent nuclear fuel payment	\$0.00
16. Total Utility Aid – this is the utility aid payment listed on the front of the estimate (<i>sum of Lines 9, 14 and 15</i>)	\$764.22

Supplemental County and Municipal Aid

- Under state law, supplemental county and municipal aid paid to each county and municipality is determined by 2023 Wisconsin Act 12 (sec. 79.037, Wis. Stats.)
- For detailed information, review [county and municipal aid spreadsheet](#)

Supplemental County and Municipal Aid Calculation	
1. Prior year supplemental county and municipal aid	\$104,743.28
2. Increase due to sales tax revenue including adjustments (<i>district changes</i>)	\$2,409.10
3. Total Supplemental County and Municipal Aid (<i>sum of Lines 1 and 2</i>)	\$107,152.38

Expenditure Restraint Incentive Program

- Only municipalities are eligible to receive Expenditure Restraint Incentive Program (ERIP) payments
- Under state law, in 2025, each municipality will receive a payment that is equal to the amount of the payment received by the municipality in 2024 (sec. 79.05(4), Wis. Stats., from 2023 WI Act 12 – notwithstanding subs. (2) and (3))

Contact Information

If you have questions, contact us at lgs@wisconsin.gov, (608) 266-8618 or (608) 261-5167.



State of Wisconsin • DEPARTMENT OF REVENUE

DIVISION OF STATE AND LOCAL FINANCE • BUREAU OF LOCAL GOVERNMENT SERVICES • 2135 RIMROCK RD MADISON, WI 53713

Mailing Address:
PO Box 8971 #6-97
Madison WI 53708-8971
Fax: (608) 264-6887
lgs@wisconsin.gov

September 13, 2024

JENNIFER ROLOFF
VILLAGE OF ROCK SPRINGS
PO BOX 26, 251 RAILROAD ST
ROCK SPRINGS WI 53961-0026

Notice of Shared Revenue – 2025 Original Estimate

Notice Information

The Wisconsin Department of Revenue (DOR) is providing the **estimated** shared revenue amounts your local government will receive in 2025 under current state law for county and municipal aid, supplemental county and municipal aid, utility aid and the expenditure restraint incentive program. This does not include adjustments, shown on the July and November payment notices.

District	VILLAGE OF ROCK SPRINGS	County	SAUK	Co-muni code	56-176
-----------------	-------------------------	---------------	------	---------------------	--------

Estimate Information

For an explanation of each aid payment listed below, review the additional information in this notice.

2025 Original Estimate	
1. County and municipal aid	\$89,555.72
2. Utility aid	\$136.55
3. Supplemental county and municipal aid	\$36,330.34
4. Expenditure restraint incentive program	\$3,509.64
5. Total Estimated 2025 Payments (sum of Lines 1-4)	\$129,532.25

Payment Information

Your local government will receive two distributions in 2025 :

- July 28, 2025: 15% of Line 1, 2, and 3 and 100% of Line 4 (*shown above*)
- November 17, 2025: balance of your 2025 aid payments

County and Municipal Aid

Under state law, the county and municipal aid paid to each county and municipality must be equal to the amount determined in 2012 (sec. 79.036, Wis. Stats.) and adjusted for fallen protective services insurance reimbursement (sec. 79.036(4), Wis. Stats.).

County and Municipal Aid Calculation	
1. Prior year county and municipal aid	\$87,548.57
2. Increase due to sales tax revenue, including adjustments (<i>district changes</i>)	\$2,013.62
3. Fallen protective services insurance adjustment	-\$6.47
4. Fallen protective services insurance reimbursement (<i>reported to DOR</i>)	\$0.00
5. Total County and Municipal Aid (sum of Lines 1-4)	\$89,555.72

Utility Aid

- Under state law, utility aid is distributed to each county and municipality where tax-exempt utility property is located (sec. 79.04, Wis. Stats.)
- Utility companies report utility property information to DOR annually
- DOR uses the provided information to accurately calculate utility aid (*shown below*)

Utility Aid Calculation	
1. Net book value, <i>as of December 31, 2024 (including expected additions/retirements)</i>	\$22,759.00
2. Total net book value payment	\$136.55
3. Minimum payment	\$0.00
4. Megawatt capacity	0.0
5. Megawatt capacity payment	\$0.00
6. Closed/decommissioned production plant (phased down) payment	\$0.00
7. Subtotal (<i>sum of Lines 2, 3, 5 and 6</i>)	\$136.55
8. Population cap	\$150,875.00
9. Adjusted subtotal (<i>lesser of Line 7 or Line 8</i>)	\$136.55
10. Adjacent site incentive payment	\$0.00
11. Baseload incentive payment	\$0.00
12. Co-generation incentive payment	\$0.00
13. Alternative energy incentive payment	\$0.00
14. Total incentive payments (<i>sum of Lines 10 through 13</i>)	\$0.00
15. Spent nuclear fuel payment	\$0.00
16. Total Utility Aid – this is the utility aid payment listed on the front of the estimate (<i>sum of Lines 9, 14 and 15</i>)	\$136.55

Supplemental County and Municipal Aid

- Under state law, supplemental county and municipal aid paid to each county and municipality is determined by 2023 Wisconsin Act 12 (sec. 79.037, Wis. Stats.)
- For detailed information, review [county and municipal aid spreadsheet](#)

Supplemental County and Municipal Aid Calculation	
1. Prior year supplemental county and municipal aid	\$35,513.53
2. Increase due to sales tax revenue including adjustments (<i>district changes</i>)	\$816.81
3. Total Supplemental County and Municipal Aid (<i>sum of Lines 1 and 2</i>)	\$36,330.34

Expenditure Restraint Incentive Program

- Only municipalities are eligible to receive Expenditure Restraint Incentive Program (ERIP) payments
- Under state law, in 2025, each municipality will receive a payment that is equal to the amount of the payment received by the municipality in 2024 (sec. 79.05(4), Wis. Stats., from 2023 WI Act 12 – notwithstanding subs. (2) and (3))

Contact Information

If you have questions, contact us at lgs@wisconsin.gov, (608) 266-8618 or (608) 261-5167.



State of Wisconsin • DEPARTMENT OF REVENUE

DIVISION OF STATE AND LOCAL FINANCE • BUREAU OF LOCAL GOVERNMENT SERVICES • 2135 RIMROCK RD MADISON, WI 53713

Mailing Address:
PO Box 8971 #6-97
Madison WI 53708-8971
Fax: (608) 264-6887
lgs@wisconsin.gov

September 13, 2024

HEIDI KOCH
VILLAGE OF SAUK CITY
726 WATER ST
SAUK CITY WI 53583-1597

Notice of Shared Revenue – 2025 Original Estimate

Notice Information

The Wisconsin Department of Revenue (DOR) is providing the **estimated** shared revenue amounts your local government will receive in 2025 under current state law for county and municipal aid, supplemental county and municipal aid, utility aid and the expenditure restraint incentive program. This does not include adjustments, shown on the July and November payment notices.

District	VILLAGE OF SAUK CITY	County	SAUK	Co-muni code	56-181
-----------------	----------------------	---------------	------	---------------------	--------

Estimate Information

For an explanation of each aid payment listed below, review the additional information in this notice.

2025 Original Estimate	
1. County and municipal aid	\$153,647.94
2. Utility aid	\$8.89
3. Supplemental county and municipal aid	\$91,219.47
4. Expenditure restraint incentive program	\$3,955.92
5. Total Estimated 2025 Payments (sum of Lines 1-4)	\$248,832.22

Payment Information

Your local government will receive two distributions in 2025 :

- July 28, 2025: 15% of Line 1, 2, and 3 and 100% of Line 4 (*shown above*)
- November 17, 2025: balance of your 2025 aid payments

County and Municipal Aid

Under state law, the county and municipal aid paid to each county and municipality must be equal to the amount determined in 2012 (sec. 79.036, Wis. Stats.) and adjusted for fallen protective services insurance reimbursement (sec. 79.036(4), Wis. Stats.).

County and Municipal Aid Calculation	
1. Prior year county and municipal aid	\$150,204.34
2. Increase due to sales tax revenue, including adjustments (<i>district changes</i>)	\$3,454.70
3. Fallen protective services insurance adjustment	-\$11.10
4. Fallen protective services insurance reimbursement (<i>reported to DOR</i>)	\$0.00
5. Total County and Municipal Aid (sum of Lines 1-4)	\$153,647.94

Utility Aid

- Under state law, utility aid is distributed to each county and municipality where tax-exempt utility property is located (sec. 79.04, Wis. Stats.)
- Utility companies report utility property information to DOR annually
- DOR uses the provided information to accurately calculate utility aid (*shown below*)

Utility Aid Calculation	
1. Net book value, <i>as of December 31, 2024 (including expected additions/retirements)</i>	\$1,481.00
2. Total net book value payment	\$8.89
3. Minimum payment	\$0.00
4. Megawatt capacity	0.0
5. Megawatt capacity payment	\$0.00
6. Closed/decommissioned production plant (phased down) payment	\$0.00
7. Subtotal (<i>sum of Lines 2, 3, 5 and 6</i>)	\$8.89
8. Population cap	\$1,499,400.00
9. Adjusted subtotal (<i>lesser of Line 7 or Line 8</i>)	\$8.89
10. Adjacent site incentive payment	\$0.00
11. Baseload incentive payment	\$0.00
12. Co-generation incentive payment	\$0.00
13. Alternative energy incentive payment	\$0.00
14. Total incentive payments (<i>sum of Lines 10 through 13</i>)	\$0.00
15. Spent nuclear fuel payment	\$0.00
16. Total Utility Aid – this is the utility aid payment listed on the front of the estimate (<i>sum of Lines 9, 14 and 15</i>)	\$8.89

Supplemental County and Municipal Aid

- Under state law, supplemental county and municipal aid paid to each county and municipality is determined by 2023 Wisconsin Act 12 (sec. 79.037, Wis. Stats.)
- For detailed information, review [county and municipal aid spreadsheet](#)

Supplemental County and Municipal Aid Calculation	
1. Prior year supplemental county and municipal aid	\$89,168.59
2. Increase due to sales tax revenue including adjustments (<i>district changes</i>)	\$2,050.88
3. Total Supplemental County and Municipal Aid (<i>sum of Lines 1 and 2</i>)	\$91,219.47

Expenditure Restraint Incentive Program

- Only municipalities are eligible to receive Expenditure Restraint Incentive Program (ERIP) payments
- Under state law, in 2025, each municipality will receive a payment that is equal to the amount of the payment received by the municipality in 2024 (sec. 79.05(4), Wis. Stats., from 2023 WI Act 12 – notwithstanding subs. (2) and (3))

Contact Information

If you have questions, contact us at lgs@wisconsin.gov, (608) 266-8618 or (608) 261-5167.



State of Wisconsin • DEPARTMENT OF REVENUE

DIVISION OF STATE AND LOCAL FINANCE • BUREAU OF LOCAL GOVERNMENT SERVICES • 2135 RIMROCK RD MADISON, WI 53713

Mailing Address:
PO Box 8971 #6-97
Madison WI 53708-8971
Fax: (608) 264-6887
lgs@wisconsin.gov

September 13, 2024

WENDY CRARY
VILLAGE OF SPRING GREEN
PO BOX 158
SPRING GREEN WI 53588-0158

Notice of Shared Revenue – 2025 Original Estimate

Notice Information

The Wisconsin Department of Revenue (DOR) is providing the **estimated** shared revenue amounts your local government will receive in 2025 under current state law for county and municipal aid, supplemental county and municipal aid, utility aid and the expenditure restraint incentive program. This does not include adjustments, shown on the July and November payment notices.

District	VILLAGE OF SPRING GREEN	County	SAUK	Co-muni code	56-182
-----------------	-------------------------	---------------	------	---------------------	--------

Estimate Information

For an explanation of each aid payment listed below, review the additional information in this notice.

2025 Original Estimate	
1. County and municipal aid	\$94,778.65
2. Utility aid	\$22,089.12
3. Supplemental county and municipal aid	\$58,130.47
4. Expenditure restraint incentive program	\$18,865.84
5. Total Estimated 2025 Payments (sum of Lines 1-4)	\$193,864.08

Payment Information

Your local government will receive two distributions in 2025 :

- July 28, 2025: 15% of Line 1, 2, and 3 and 100% of Line 4 (*shown above*)
- November 17, 2025: balance of your 2025 aid payments

County and Municipal Aid

Under state law, the county and municipal aid paid to each county and municipality must be equal to the amount determined in 2012 (sec. 79.036, Wis. Stats.) and adjusted for fallen protective services insurance reimbursement (sec. 79.036(4), Wis. Stats.).

County and Municipal Aid Calculation	
1. Prior year county and municipal aid	\$92,654.45
2. Increase due to sales tax revenue, including adjustments (<i>district changes</i>)	\$2,131.05
3. Fallen protective services insurance adjustment	-\$6.85
4. Fallen protective services insurance reimbursement (<i>reported to DOR</i>)	\$0.00
5. Total County and Municipal Aid (sum of Lines 1-4)	\$94,778.65

Utility Aid

- Under state law, utility aid is distributed to each county and municipality where tax-exempt utility property is located (sec. 79.04, Wis. Stats.)
- Utility companies report utility property information to DOR annually
- DOR uses the provided information to accurately calculate utility aid (*shown below*)

Utility Aid Calculation	
1. Net book value, as of December 31, 2024 (including expected additions/retirements)	\$3,681,520.00
2. Total net book value payment	\$22,089.12
3. Minimum payment	\$0.00
4. Megawatt capacity	0.0
5. Megawatt capacity payment	\$0.00
6. Closed/decommissioned production plant (phased down) payment	\$0.00
7. Subtotal (sum of Lines 2, 3, 5 and 6)	\$22,089.12
8. Population cap	\$678,300.00
9. Adjusted subtotal (lesser of Line 7 or Line 8)	\$22,089.12
10. Adjacent site incentive payment	\$0.00
11. Baseload incentive payment	\$0.00
12. Co-generation incentive payment	\$0.00
13. Alternative energy incentive payment	\$0.00
14. Total incentive payments (sum of Lines 10 through 13)	\$0.00
15. Spent nuclear fuel payment	\$0.00
16. Total Utility Aid – this is the utility aid payment listed on the front of the estimate (sum of Lines 9, 14 and 15)	\$22,089.12

Supplemental County and Municipal Aid

- Under state law, supplemental county and municipal aid paid to each county and municipality is determined by 2023 Wisconsin Act 12 (sec. 79.037, Wis. Stats.)
- For detailed information, review [county and municipal aid spreadsheet](#)

Supplemental County and Municipal Aid Calculation	
1. Prior year supplemental county and municipal aid	\$56,823.53
2. Increase due to sales tax revenue including adjustments (district changes)	\$1,306.94
3. Total Supplemental County and Municipal Aid (sum of Lines 1 and 2)	\$58,130.47

Expenditure Restraint Incentive Program

- Only municipalities are eligible to receive Expenditure Restraint Incentive Program (ERIP) payments
- Under state law, in 2025, each municipality will receive a payment that is equal to the amount of the payment received by the municipality in 2024 (sec. 79.05(4), Wis. Stats., from 2023 WI Act 12 – notwithstanding subs. (2) and (3))

Contact Information

If you have questions, contact us at lgs@wisconsin.gov, (608) 266-8618 or (608) 261-5167.



State of Wisconsin • DEPARTMENT OF REVENUE

DIVISION OF STATE AND LOCAL FINANCE • BUREAU OF LOCAL GOVERNMENT SERVICES • 2135 RIMROCK RD MADISON, WI 53713

Mailing Address:
PO Box 8971 #6-97
Madison WI 53708-8971
Fax: (608) 264-6887
lgs@wisconsin.gov

September 13, 2024

MELISSA RYAN
VILLAGE OF WEST BARABOO
500 CEDAR ST
BARABOO WI 53913-1181

Notice of Shared Revenue – 2025 Original Estimate

Notice Information

The Wisconsin Department of Revenue (DOR) is providing the **estimated** shared revenue amounts your local government will receive in 2025 under current state law for county and municipal aid, supplemental county and municipal aid, utility aid and the expenditure restraint incentive program. This does not include adjustments, shown on the July and November payment notices.

District	VILLAGE OF WEST BARABOO	County	SAUK	Co-muni code	56-191
-----------------	-------------------------	---------------	------	---------------------	--------

Estimate Information

For an explanation of each aid payment listed below, review the additional information in this notice.

2025 Original Estimate	
1. County and municipal aid	\$26,863.94
2. Utility aid	\$0.00
3. Supplemental county and municipal aid	\$58,696.92
4. Expenditure restraint incentive program	\$15,606.51
5. Total Estimated 2025 Payments (sum of Lines 1-4)	\$101,167.37

Payment Information

Your local government will receive two distributions in 2025 :

- July 28, 2025: 15% of Line 1, 2, and 3 and 100% of Line 4 (*shown above*)
- November 17, 2025: balance of your 2025 aid payments

County and Municipal Aid

Under state law, the county and municipal aid paid to each county and municipality must be equal to the amount determined in 2012 (sec. 79.036, Wis. Stats.) and adjusted for fallen protective services insurance reimbursement (sec. 79.036(4), Wis. Stats.).

County and Municipal Aid Calculation	
1. Prior year county and municipal aid	\$26,261.86
2. Increase due to sales tax revenue, including adjustments (<i>district changes</i>)	\$604.02
3. Fallen protective services insurance adjustment	-\$1.94
4. Fallen protective services insurance reimbursement (<i>reported to DOR</i>)	\$0.00
5. Total County and Municipal Aid (sum of Lines 1-4)	\$26,863.94

Utility Aid

- Under state law, utility aid is distributed to each county and municipality where tax-exempt utility property is located (sec. 79.04, Wis. Stats.)
- Utility companies report utility property information to DOR annually
- DOR uses the provided information to accurately calculate utility aid (*shown below*)

Utility Aid Calculation	
1. Net book value, <i>as of December 31, 2024 (including expected additions/retirements)</i>	\$0.00
2. Total net book value payment	\$0.00
3. Minimum payment	\$0.00
4. Megawatt capacity	0.0
5. Megawatt capacity payment	\$0.00
6. Closed/decommissioned production plant (phased down) payment	\$0.00
7. Subtotal (<i>sum of Lines 2, 3, 5 and 6</i>)	\$0.00
8. Population cap	\$701,675.00
9. Adjusted subtotal (<i>lesser of Line 7 or Line 8</i>)	\$0.00
10. Adjacent site incentive payment	\$0.00
11. Baseload incentive payment	\$0.00
12. Co-generation incentive payment	\$0.00
13. Alternative energy incentive payment	\$0.00
14. Total incentive payments (<i>sum of Lines 10 through 13</i>)	\$0.00
15. Spent nuclear fuel payment	\$0.00
16. Total Utility Aid – this is the utility aid payment listed on the front of the estimate (<i>sum of Lines 9, 14 and 15</i>)	\$0.00

Supplemental County and Municipal Aid

- Under state law, supplemental county and municipal aid paid to each county and municipality is determined by 2023 Wisconsin Act 12 (sec. 79.037, Wis. Stats.)
- For detailed information, review [county and municipal aid spreadsheet](#)

Supplemental County and Municipal Aid Calculation	
1. Prior year supplemental county and municipal aid	\$57,377.24
2. Increase due to sales tax revenue including adjustments (<i>district changes</i>)	\$1,319.68
3. Total Supplemental County and Municipal Aid (<i>sum of Lines 1 and 2</i>)	\$58,696.92

Expenditure Restraint Incentive Program

- Only municipalities are eligible to receive Expenditure Restraint Incentive Program (ERIP) payments
- Under state law, in 2025, each municipality will receive a payment that is equal to the amount of the payment received by the municipality in 2024 (sec. 79.05(4), Wis. Stats., from 2023 WI Act 12 – notwithstanding subs. (2) and (3))

Contact Information

If you have questions, contact us at lgs@wisconsin.gov, (608) 266-8618 or (608) 261-5167.



State of Wisconsin • DEPARTMENT OF REVENUE

DIVISION OF STATE AND LOCAL FINANCE • BUREAU OF LOCAL GOVERNMENT SERVICES • 2135 RIMROCK RD MADISON, WI 53713

Mailing Address:
PO Box 8971 #6-97
Madison WI 53708-8971
Fax: (608) 264-6887
lgs@wisconsin.gov

September 13, 2024

BRENDA ZEMAN
CITY OF BARABOO
101 SOUTH BLVD
BARABOO WI 53913-2941

Notice of Shared Revenue – 2025 Original Estimate

Notice Information

The Wisconsin Department of Revenue (DOR) is providing the **estimated** shared revenue amounts your local government will receive in 2025 under current state law for county and municipal aid, supplemental county and municipal aid, utility aid and the expenditure restraint incentive program. This does not include adjustments, shown on the July and November payment notices.

District	CITY OF BARABOO	County	SAUK	Co-muni code	56-206
-----------------	-----------------	---------------	------	---------------------	--------

Estimate Information

For an explanation of each aid payment listed below, review the additional information in this notice.

2025 Original Estimate	
1. County and municipal aid	\$1,417,295.16
2. Utility aid	\$41,160.47
3. Supplemental county and municipal aid	\$391,328.11
4. Expenditure restraint incentive program	\$278,455.36
5. Total Estimated 2025 Payments (sum of Lines 1-4)	\$2,128,239.10

Payment Information

Your local government will receive two distributions in 2025 :

- July 28, 2025: 15% of Line 1, 2, and 3 and 100% of Line 4 (*shown above*)
- November 17, 2025: balance of your 2025 aid payments

County and Municipal Aid

Under state law, the county and municipal aid paid to each county and municipality must be equal to the amount determined in 2012 (sec. 79.036, Wis. Stats.) and adjusted for fallen protective services insurance reimbursement (sec. 79.036(4), Wis. Stats.).

County and Municipal Aid Calculation	
1. Prior year county and municipal aid	\$1,385,530.36
2. Increase due to sales tax revenue, including adjustments (<i>district changes</i>)	\$31,867.20
3. Fallen protective services insurance adjustment	-\$102.40
4. Fallen protective services insurance reimbursement (<i>reported to DOR</i>)	\$0.00
5. Total County and Municipal Aid (sum of Lines 1-4)	\$1,417,295.16

Utility Aid

- Under state law, utility aid is distributed to each county and municipality where tax-exempt utility property is located (sec. 79.04, Wis. Stats.)
- Utility companies report utility property information to DOR annually
- DOR uses the provided information to accurately calculate utility aid (*shown below*)

Utility Aid Calculation	
1. Net book value, <i>as of December 31, 2024 (including expected additions/retirements)</i>	\$6,860,078.00
2. Total net book value payment	\$41,160.47
3. Minimum payment	\$0.00
4. Megawatt capacity	0.0
5. Megawatt capacity payment	\$0.00
6. Closed/decommissioned production plant (phased down) payment	\$0.00
7. Subtotal (<i>sum of Lines 2, 3, 5 and 6</i>)	\$41,160.47
8. Population cap	\$5,525,425.00
9. Adjusted subtotal (<i>lesser of Line 7 or Line 8</i>)	\$41,160.47
10. Adjacent site incentive payment	\$0.00
11. Baseload incentive payment	\$0.00
12. Co-generation incentive payment	\$0.00
13. Alternative energy incentive payment	\$0.00
14. Total incentive payments (<i>sum of Lines 10 through 13</i>)	\$0.00
15. Spent nuclear fuel payment	\$0.00
16. Total Utility Aid – this is the utility aid payment listed on the front of the estimate (<i>sum of Lines 9, 14 and 15</i>)	\$41,160.47

Supplemental County and Municipal Aid

- Under state law, supplemental county and municipal aid paid to each county and municipality is determined by 2023 Wisconsin Act 12 (sec. 79.037, Wis. Stats.)
- For detailed information, review [county and municipal aid spreadsheet](#)

Supplemental County and Municipal Aid Calculation	
1. Prior year supplemental county and municipal aid	\$382,529.92
2. Increase due to sales tax revenue including adjustments (<i>district changes</i>)	\$8,798.19
3. Total Supplemental County and Municipal Aid (<i>sum of Lines 1 and 2</i>)	\$391,328.11

Expenditure Restraint Incentive Program

- Only municipalities are eligible to receive Expenditure Restraint Incentive Program (ERIP) payments
- Under state law, in 2025, each municipality will receive a payment that is equal to the amount of the payment received by the municipality in 2024 (sec. 79.05(4), Wis. Stats., from 2023 WI Act 12 – notwithstanding subs. (2) and (3))

Contact Information

If you have questions, contact us at lgs@wisconsin.gov, (608) 266-8618 or (608) 261-5167.



State of Wisconsin • DEPARTMENT OF REVENUE

DIVISION OF STATE AND LOCAL FINANCE • BUREAU OF LOCAL GOVERNMENT SERVICES • 2135 RIMROCK RD MADISON, WI 53713

Mailing Address:
PO Box 8971 #6-97
Madison WI 53708-8971
Fax: (608) 264-6887
lgs@wisconsin.gov

September 13, 2024

JACOB CROSETTO
CITY OF REEDSBURG
134 S LOCUST ST
REEDSBURG WI 53959

Notice of Shared Revenue – 2025 Original Estimate

Notice Information

The Wisconsin Department of Revenue (DOR) is providing the **estimated** shared revenue amounts your local government will receive in 2025 under current state law for county and municipal aid, supplemental county and municipal aid, utility aid and the expenditure restraint incentive program. This does not include adjustments, shown on the July and November payment notices.

District	CITY OF REEDSBURG	County	SAUK	Co-muni code	56-276
-----------------	-------------------	---------------	------	---------------------	--------

Estimate Information

For an explanation of each aid payment listed below, review the additional information in this notice.

2025 Original Estimate	
1. County and municipal aid	\$750,385.47
2. Utility aid	\$1,580.60
3. Supplemental county and municipal aid	\$261,970.88
4. Expenditure restraint incentive program	\$0.00
5. Total Estimated 2025 Payments (sum of Lines 1-4)	\$1,013,936.95

Payment Information

Your local government will receive two distributions in 2025 :

- July 28, 2025: 15% of Line 1, 2, and 3 and 100% of Line 4 (*shown above*)
- November 17, 2025: balance of your 2025 aid payments

County and Municipal Aid

Under state law, the county and municipal aid paid to each county and municipality must be equal to the amount determined in 2012 (sec. 79.036, Wis. Stats.) and adjusted for fallen protective services insurance reimbursement (sec. 79.036(4), Wis. Stats.).

County and Municipal Aid Calculation	
1. Prior year county and municipal aid	\$733,567.62
2. Increase due to sales tax revenue, including adjustments (<i>district changes</i>)	\$16,872.06
3. Fallen protective services insurance adjustment	-\$54.21
4. Fallen protective services insurance reimbursement (<i>reported to DOR</i>)	\$0.00
5. Total County and Municipal Aid (sum of Lines 1-4)	\$750,385.47

Utility Aid

- Under state law, utility aid is distributed to each county and municipality where tax-exempt utility property is located (sec. 79.04, Wis. Stats.)
- Utility companies report utility property information to DOR annually
- DOR uses the provided information to accurately calculate utility aid (*shown below*)

Utility Aid Calculation	
1. Net book value, <i>as of December 31, 2024 (including expected additions/retirements)</i>	\$263,433.00
2. Total net book value payment	\$1,580.60
3. Minimum payment	\$0.00
4. Megawatt capacity	0.0
5. Megawatt capacity payment	\$0.00
6. Closed/decommissioned production plant (phased down) payment	\$0.00
7. Subtotal (<i>sum of Lines 2, 3, 5 and 6</i>)	\$1,580.60
8. Population cap	\$4,571,300.00
9. Adjusted subtotal (<i>lesser of Line 7 or Line 8</i>)	\$1,580.60
10. Adjacent site incentive payment	\$0.00
11. Baseload incentive payment	\$0.00
12. Co-generation incentive payment	\$0.00
13. Alternative energy incentive payment	\$0.00
14. Total incentive payments (<i>sum of Lines 10 through 13</i>)	\$0.00
15. Spent nuclear fuel payment	\$0.00
16. Total Utility Aid – this is the utility aid payment listed on the front of the estimate (<i>sum of Lines 9, 14 and 15</i>)	\$1,580.60

Supplemental County and Municipal Aid

- Under state law, supplemental county and municipal aid paid to each county and municipality is determined by 2023 Wisconsin Act 12 (sec. 79.037, Wis. Stats.)
- For detailed information, review [county and municipal aid spreadsheet](#)

Supplemental County and Municipal Aid Calculation	
1. Prior year supplemental county and municipal aid	\$256,081.02
2. Increase due to sales tax revenue including adjustments (<i>district changes</i>)	\$5,889.86
3. Total Supplemental County and Municipal Aid (<i>sum of Lines 1 and 2</i>)	\$261,970.88

Expenditure Restraint Incentive Program

- Only municipalities are eligible to receive Expenditure Restraint Incentive Program (ERIP) payments
- Under state law, in 2025, each municipality will receive a payment that is equal to the amount of the payment received by the municipality in 2024 (sec. 79.05(4), Wis. Stats., from 2023 WI Act 12 – notwithstanding subs. (2) and (3))

Contact Information

If you have questions, contact us at lgs@wisconsin.gov, (608) 266-8618 or (608) 261-5167.



State of Wisconsin • DEPARTMENT OF REVENUE

DIVISION OF STATE AND LOCAL FINANCE • BUREAU OF LOCAL GOVERNMENT SERVICES • 2135 RIMROCK RD MADISON, WI 53713

Mailing Address:
PO Box 8971 #6-97
Madison WI 53708-8971
Fax: (608) 264-6887
lgs@wisconsin.gov

September 13, 2024

REBECCA EVERT
COUNTY OF SAUK
505 BROADWAY ST #144
BARABOO WI 53913-2183

Notice of Shared Revenue – 2025 Original Estimate

Notice Information

The Wisconsin Department of Revenue (DOR) is providing the **estimated** shared revenue amounts your local government will receive in 2025 under current state law for county and municipal aid, supplemental county and municipal aid, utility aid and the expenditure restraint incentive program. This does not include adjustments, shown on the July and November payment notices.

District	COUNTY OF SAUK	County	SAUK	Co-muni code	56-999
-----------------	----------------	---------------	------	---------------------	--------

Estimate Information

For an explanation of each aid payment listed below, review the additional information in this notice.

2025 Original Estimate	
1. County and municipal aid	\$485,702.21
2. Utility aid	\$330,290.08
3. Supplemental county and municipal aid	\$860,607.41
4. Expenditure restraint incentive program	\$0.00
5. Total Estimated 2025 Payments (sum of Lines 1-4)	\$1,676,599.70

Payment Information

Your local government will receive two distributions in 2025 :

- July 28, 2025: 15% of Line 1, 2, and 3 and 100% of Line 4 (*shown above*)
- November 17, 2025: balance of your 2025 aid payments

County and Municipal Aid

Under state law, the county and municipal aid paid to each county and municipality must be equal to the amount determined in 2012 (sec. 79.036, Wis. Stats.) and adjusted for fallen protective services insurance reimbursement (sec. 79.036(4), Wis. Stats.).

County and Municipal Aid Calculation	
1. Prior year county and municipal aid	\$474,816.52
2. Increase due to sales tax revenue, including adjustments (<i>district changes</i>)	\$10,920.78
3. Fallen protective services insurance adjustment	-\$35.09
4. Fallen protective services insurance reimbursement (<i>reported to DOR</i>)	\$0.00
5. Total County and Municipal Aid (sum of Lines 1-4)	\$485,702.21

Utility Aid

- Under state law, utility aid is distributed to each county and municipality where tax-exempt utility property is located (sec. 79.04, Wis. Stats.)
- Utility companies report utility property information to DOR annually
- DOR uses the provided information to accurately calculate utility aid (*shown below*)

Utility Aid Calculation	
1. Net book value, as of December 31, 2024 (including expected additions/retirements)	\$46,124,325.00
2. Total net book value payment	\$235,656.75
3. Minimum payment	\$0.00
4. Megawatt capacity	33.4
5. Megawatt capacity payment	\$44,533.33
6. Closed/decommissioned production plant (phased down) payment	\$0.00
7. Subtotal (sum of Lines 2, 3, 5 and 6)	\$280,190.08
8. Population cap	\$8,461,125.00
9. Adjusted subtotal (lesser of Line 7 or Line 8)	\$280,190.08
10. Adjacent site incentive payment	\$0.00
11. Baseload incentive payment	\$0.00
12. Co-generation incentive payment	\$0.00
13. Alternative energy incentive payment	\$50,100.00
14. Total incentive payments (sum of Lines 10 through 13)	\$50,100.00
15. Spent nuclear fuel payment	\$0.00
16. Total Utility Aid – this is the utility aid payment listed on the front of the estimate (sum of Lines 9, 14 and 15)	\$330,290.08

Supplemental County and Municipal Aid

- Under state law, supplemental county and municipal aid paid to each county and municipality is determined by 2023 Wisconsin Act 12 (sec. 79.037, Wis. Stats.)
- For detailed information, review [county and municipal aid spreadsheet](#)

Supplemental County and Municipal Aid Calculation	
1. Prior year supplemental county and municipal aid	\$841,258.47
2. Increase due to sales tax revenue including adjustments (district changes)	\$19,348.94
3. Total Supplemental County and Municipal Aid (sum of Lines 1 and 2)	\$860,607.41

Expenditure Restraint Incentive Program

- Only municipalities are eligible to receive Expenditure Restraint Incentive Program (ERIP) payments
- Under state law, in 2025, each municipality will receive a payment that is equal to the amount of the payment received by the municipality in 2024 (sec. 79.05(4), Wis. Stats., from 2023 WI Act 12 – notwithstanding subs. (2) and (3))

Contact Information

If you have questions, contact us at lgs@wisconsin.gov, (608) 266-8618 or (608) 261-5167.



State of Wisconsin • DEPARTMENT OF REVENUE

DIVISION OF STATE AND LOCAL FINANCE • BUREAU OF LOCAL GOVERNMENT SERVICES • 2135 RIMROCK RD MADISON, WI 53713

Mailing Address:
PO Box 8971 #6-97
Madison WI 53708-8971
Fax: (608) 264-6887
lgs@wisconsin.gov

September 13, 2024

TAMMY BROWN
TOWN OF BASS LAKE
14412 W COUNTY RD K
HAYWARD WI 54843-2048

Notice of Shared Revenue – 2025 Original Estimate

Notice Information

The Wisconsin Department of Revenue (DOR) is providing the **estimated** shared revenue amounts your local government will receive in 2025 under current state law for county and municipal aid, supplemental county and municipal aid, utility aid and the expenditure restraint incentive program. This does not include adjustments, shown on the July and November payment notices.

District	TOWN OF BASS LAKE	County	SAWYER	Co-muni code	57-002
-----------------	-------------------	---------------	--------	---------------------	--------

Estimate Information

For an explanation of each aid payment listed below, review the additional information in this notice.

2025 Original Estimate	
1. County and municipal aid	\$24,469.52
2. Utility aid	\$65,101.34
3. Supplemental county and municipal aid	\$77,993.49
4. Expenditure restraint incentive program	\$0.00
5. Total Estimated 2025 Payments (sum of Lines 1-4)	\$167,564.35

Payment Information

Your local government will receive two distributions in 2025 :

- July 28, 2025: 15% of Line 1, 2, and 3 and 100% of Line 4 (*shown above*)
- November 17, 2025: balance of your 2025 aid payments

County and Municipal Aid

Under state law, the county and municipal aid paid to each county and municipality must be equal to the amount determined in 2012 (sec. 79.036, Wis. Stats.) and adjusted for fallen protective services insurance reimbursement (sec. 79.036(4), Wis. Stats.).

County and Municipal Aid Calculation	
1. Prior year county and municipal aid	\$23,921.10
2. Increase due to sales tax revenue, including adjustments (<i>district changes</i>)	\$550.19
3. Fallen protective services insurance adjustment	-\$1.77
4. Fallen protective services insurance reimbursement (<i>reported to DOR</i>)	\$0.00
5. Total County and Municipal Aid (sum of Lines 1-4)	\$24,469.52

Utility Aid

- Under state law, utility aid is distributed to each county and municipality where tax-exempt utility property is located (sec. 79.04, Wis. Stats.)
- Utility companies report utility property information to DOR annually
- DOR uses the provided information to accurately calculate utility aid (*shown below*)

Utility Aid Calculation	
1. Net book value, as of December 31, 2024 (including expected additions/retirements)	\$21,700,448.00
2. Total net book value payment	\$65,101.34
3. Minimum payment	\$0.00
4. Megawatt capacity	0.0
5. Megawatt capacity payment	\$0.00
6. Closed/decommissioned production plant (phased down) payment	\$0.00
7. Subtotal (sum of Lines 2, 3, 5 and 6)	\$65,101.34
8. Population cap	\$1,188,300.00
9. Adjusted subtotal (lesser of Line 7 or Line 8)	\$65,101.34
10. Adjacent site incentive payment	\$0.00
11. Baseload incentive payment	\$0.00
12. Co-generation incentive payment	\$0.00
13. Alternative energy incentive payment	\$0.00
14. Total incentive payments (sum of Lines 10 through 13)	\$0.00
15. Spent nuclear fuel payment	\$0.00
16. Total Utility Aid – this is the utility aid payment listed on the front of the estimate (sum of Lines 9, 14 and 15)	\$65,101.34

Supplemental County and Municipal Aid

- Under state law, supplemental county and municipal aid paid to each county and municipality is determined by 2023 Wisconsin Act 12 (sec. 79.037, Wis. Stats.)
- For detailed information, review [county and municipal aid spreadsheet](#)

Supplemental County and Municipal Aid Calculation	
1. Prior year supplemental county and municipal aid	\$76,239.97
2. Increase due to sales tax revenue including adjustments (district changes)	\$1,753.52
3. Total Supplemental County and Municipal Aid (sum of Lines 1 and 2)	\$77,993.49

Expenditure Restraint Incentive Program

- Only municipalities are eligible to receive Expenditure Restraint Incentive Program (ERIP) payments
- Under state law, in 2025, each municipality will receive a payment that is equal to the amount of the payment received by the municipality in 2024 (sec. 79.05(4), Wis. Stats., from 2023 WI Act 12 – notwithstanding subs. (2) and (3))

Contact Information

If you have questions, contact us at lgs@wisconsin.gov, (608) 266-8618 or (608) 261-5167.



State of Wisconsin • DEPARTMENT OF REVENUE

DIVISION OF STATE AND LOCAL FINANCE • BUREAU OF LOCAL GOVERNMENT SERVICES • 2135 RIMROCK RD MADISON, WI 53713

Mailing Address:
PO Box 8971 #6-97
Madison WI 53708-8971
Fax: (608) 264-6887
lgs@wisconsin.gov

September 13, 2024

CHARLES WARNER
TOWN OF COUDERAY
13224 W ORTWIG LN
EXELAND WI 54835-2243

Notice of Shared Revenue – 2025 Original Estimate

Notice Information

The Wisconsin Department of Revenue (DOR) is providing the **estimated** shared revenue amounts your local government will receive in 2025 under current state law for county and municipal aid, supplemental county and municipal aid, utility aid and the expenditure restraint incentive program. This does not include adjustments, shown on the July and November payment notices.

District	TOWN OF COUDERAY	County	SAWYER	Co-muni code	57-004
-----------------	------------------	---------------	--------	---------------------	--------

Estimate Information

For an explanation of each aid payment listed below, review the additional information in this notice.

2025 Original Estimate	
1. County and municipal aid	\$22,077.94
2. Utility aid	\$0.00
3. Supplemental county and municipal aid	\$37,550.96
4. Expenditure restraint incentive program	\$0.00
5. Total Estimated 2025 Payments (sum of Lines 1-4)	\$59,628.90

Payment Information

Your local government will receive two distributions in 2025 :

- July 28, 2025: 15% of Line 1, 2, and 3 and 100% of Line 4 (*shown above*)
- November 17, 2025: balance of your 2025 aid payments

County and Municipal Aid

Under state law, the county and municipal aid paid to each county and municipality must be equal to the amount determined in 2012 (sec. 79.036, Wis. Stats.) and adjusted for fallen protective services insurance reimbursement (sec. 79.036(4), Wis. Stats.).

County and Municipal Aid Calculation	
1. Prior year county and municipal aid	\$21,583.13
2. Increase due to sales tax revenue, including adjustments (<i>district changes</i>)	\$496.41
3. Fallen protective services insurance adjustment	-\$1.60
4. Fallen protective services insurance reimbursement (<i>reported to DOR</i>)	\$0.00
5. Total County and Municipal Aid (sum of Lines 1-4)	\$22,077.94

Utility Aid

- Under state law, utility aid is distributed to each county and municipality where tax-exempt utility property is located (sec. 79.04, Wis. Stats.)
- Utility companies report utility property information to DOR annually
- DOR uses the provided information to accurately calculate utility aid (*shown below*)

Utility Aid Calculation	
1. Net book value, <i>as of December 31, 2024 (including expected additions/retirements)</i>	\$0.00
2. Total net book value payment	\$0.00
3. Minimum payment	\$0.00
4. Megawatt capacity	0.0
5. Megawatt capacity payment	\$0.00
6. Closed/decommissioned production plant (phased down) payment	\$0.00
7. Subtotal (<i>sum of Lines 2, 3, 5 and 6</i>)	\$0.00
8. Population cap	\$177,650.00
9. Adjusted subtotal (<i>lesser of Line 7 or Line 8</i>)	\$0.00
10. Adjacent site incentive payment	\$0.00
11. Baseload incentive payment	\$0.00
12. Co-generation incentive payment	\$0.00
13. Alternative energy incentive payment	\$0.00
14. Total incentive payments (<i>sum of Lines 10 through 13</i>)	\$0.00
15. Spent nuclear fuel payment	\$0.00
16. Total Utility Aid – this is the utility aid payment listed on the front of the estimate (<i>sum of Lines 9, 14 and 15</i>)	\$0.00

Supplemental County and Municipal Aid

- Under state law, supplemental county and municipal aid paid to each county and municipality is determined by 2023 Wisconsin Act 12 (sec. 79.037, Wis. Stats.)
- For detailed information, review [county and municipal aid spreadsheet](#)

Supplemental County and Municipal Aid Calculation	
1. Prior year supplemental county and municipal aid	\$36,706.71
2. Increase due to sales tax revenue including adjustments (<i>district changes</i>)	\$844.25
3. Total Supplemental County and Municipal Aid (<i>sum of Lines 1 and 2</i>)	\$37,550.96

Expenditure Restraint Incentive Program

- Only municipalities are eligible to receive Expenditure Restraint Incentive Program (ERIP) payments
- Under state law, in 2025, each municipality will receive a payment that is equal to the amount of the payment received by the municipality in 2024 (sec. 79.05(4), Wis. Stats., from 2023 WI Act 12 – notwithstanding subs. (2) and (3))

Contact Information

If you have questions, contact us at lgs@wisconsin.gov, (608) 266-8618 or (608) 261-5167.



State of Wisconsin • DEPARTMENT OF REVENUE

DIVISION OF STATE AND LOCAL FINANCE • BUREAU OF LOCAL GOVERNMENT SERVICES • 2135 RIMROCK RD MADISON, WI 53713

Mailing Address:
PO Box 8971 #6-97
Madison WI 53708-8971
Fax: (608) 264-6887
lgs@wisconsin.gov

September 13, 2024

CHRIS KLEIN
TOWN OF DRAPER
6994N MAIN ST
LORETTA WI 54896-6148

Notice of Shared Revenue – 2025 Original Estimate

Notice Information

The Wisconsin Department of Revenue (DOR) is providing the **estimated** shared revenue amounts your local government will receive in 2025 under current state law for county and municipal aid, supplemental county and municipal aid, utility aid and the expenditure restraint incentive program. This does not include adjustments, shown on the July and November payment notices.

District	TOWN OF DRAPER	County	SAWYER	Co-muni code	57-006
-----------------	----------------	---------------	--------	---------------------	--------

Estimate Information

For an explanation of each aid payment listed below, review the additional information in this notice.

2025 Original Estimate	
1. County and municipal aid	\$5,411.25
2. Utility aid	\$0.00
3. Supplemental county and municipal aid	\$34,851.70
4. Expenditure restraint incentive program	\$0.00
5. Total Estimated 2025 Payments (sum of Lines 1-4)	\$40,262.95

Payment Information

Your local government will receive two distributions in 2025 :

- July 28, 2025: 15% of Line 1, 2, and 3 and 100% of Line 4 (*shown above*)
- November 17, 2025: balance of your 2025 aid payments

County and Municipal Aid

Under state law, the county and municipal aid paid to each county and municipality must be equal to the amount determined in 2012 (sec. 79.036, Wis. Stats.) and adjusted for fallen protective services insurance reimbursement (sec. 79.036(4), Wis. Stats.).

County and Municipal Aid Calculation	
1. Prior year county and municipal aid	\$5,289.97
2. Increase due to sales tax revenue, including adjustments (<i>district changes</i>)	\$121.67
3. Fallen protective services insurance adjustment	-\$0.39
4. Fallen protective services insurance reimbursement (<i>reported to DOR</i>)	\$0.00
5. Total County and Municipal Aid (sum of Lines 1-4)	\$5,411.25

Utility Aid

- Under state law, utility aid is distributed to each county and municipality where tax-exempt utility property is located (sec. 79.04, Wis. Stats.)
- Utility companies report utility property information to DOR annually
- DOR uses the provided information to accurately calculate utility aid (*shown below*)

Utility Aid Calculation	
1. Net book value, <i>as of December 31, 2024 (including expected additions/retirements)</i>	\$0.00
2. Total net book value payment	\$0.00
3. Minimum payment	\$0.00
4. Megawatt capacity	0.0
5. Megawatt capacity payment	\$0.00
6. Closed/decommissioned production plant (phased down) payment	\$0.00
7. Subtotal (<i>sum of Lines 2, 3, 5 and 6</i>)	\$0.00
8. Population cap	\$102,425.00
9. Adjusted subtotal (<i>lesser of Line 7 or Line 8</i>)	\$0.00
10. Adjacent site incentive payment	\$0.00
11. Baseload incentive payment	\$0.00
12. Co-generation incentive payment	\$0.00
13. Alternative energy incentive payment	\$0.00
14. Total incentive payments (<i>sum of Lines 10 through 13</i>)	\$0.00
15. Spent nuclear fuel payment	\$0.00
16. Total Utility Aid – this is the utility aid payment listed on the front of the estimate (<i>sum of Lines 9, 14 and 15</i>)	\$0.00

Supplemental County and Municipal Aid

- Under state law, supplemental county and municipal aid paid to each county and municipality is determined by 2023 Wisconsin Act 12 (sec. 79.037, Wis. Stats.)
- For detailed information, review [county and municipal aid spreadsheet](#)

Supplemental County and Municipal Aid Calculation	
1. Prior year supplemental county and municipal aid	\$34,068.13
2. Increase due to sales tax revenue including adjustments (<i>district changes</i>)	\$783.57
3. Total Supplemental County and Municipal Aid (<i>sum of Lines 1 and 2</i>)	\$34,851.70

Expenditure Restraint Incentive Program

- Only municipalities are eligible to receive Expenditure Restraint Incentive Program (ERIP) payments
- Under state law, in 2025, each municipality will receive a payment that is equal to the amount of the payment received by the municipality in 2024 (sec. 79.05(4), Wis. Stats., from 2023 WI Act 12 – notwithstanding subs. (2) and (3))

Contact Information

If you have questions, contact us at lgs@wisconsin.gov, (608) 266-8618 or (608) 261-5167.



State of Wisconsin • DEPARTMENT OF REVENUE

DIVISION OF STATE AND LOCAL FINANCE • BUREAU OF LOCAL GOVERNMENT SERVICES • 2135 RIMROCK RD MADISON, WI 53713

Mailing Address:
PO Box 8971 #6-97
Madison WI 53708-8971
Fax: (608) 264-6887
lgs@wisconsin.gov

September 13, 2024

NATALIE KAY CLEMENS
TOWN OF EDGEWATER
PO BOX 338
BIRCHWOOD WI 54817-0338

Notice of Shared Revenue – 2025 Original Estimate

Notice Information

The Wisconsin Department of Revenue (DOR) is providing the **estimated** shared revenue amounts your local government will receive in 2025 under current state law for county and municipal aid, supplemental county and municipal aid, utility aid and the expenditure restraint incentive program. This does not include adjustments, shown on the July and November payment notices.

District	TOWN OF EDGEWATER	County	SAWYER	Co-muni code	57-008
-----------------	-------------------	---------------	--------	---------------------	--------

Estimate Information

For an explanation of each aid payment listed below, review the additional information in this notice.

2025 Original Estimate	
1. County and municipal aid	\$8,215.95
2. Utility aid	\$59.17
3. Supplemental county and municipal aid	\$40,593.46
4. Expenditure restraint incentive program	\$0.00
5. Total Estimated 2025 Payments (sum of Lines 1-4)	\$48,868.58

Payment Information

Your local government will receive two distributions in 2025 :

- July 28, 2025: 15% of Line 1, 2, and 3 and 100% of Line 4 (*shown above*)
- November 17, 2025: balance of your 2025 aid payments

County and Municipal Aid

Under state law, the county and municipal aid paid to each county and municipality must be equal to the amount determined in 2012 (sec. 79.036, Wis. Stats.) and adjusted for fallen protective services insurance reimbursement (sec. 79.036(4), Wis. Stats.).

County and Municipal Aid Calculation	
1. Prior year county and municipal aid	\$8,031.81
2. Increase due to sales tax revenue, including adjustments (<i>district changes</i>)	\$184.73
3. Fallen protective services insurance adjustment	-\$0.59
4. Fallen protective services insurance reimbursement (<i>reported to DOR</i>)	\$0.00
5. Total County and Municipal Aid (sum of Lines 1-4)	\$8,215.95

Utility Aid

- Under state law, utility aid is distributed to each county and municipality where tax-exempt utility property is located (sec. 79.04, Wis. Stats.)
- Utility companies report utility property information to DOR annually
- DOR uses the provided information to accurately calculate utility aid (*shown below*)

Utility Aid Calculation	
1. Net book value, <i>as of December 31, 2024 (including expected additions/retirements)</i>	\$19,722.00
2. Total net book value payment	\$59.17
3. Minimum payment	\$0.00
4. Megawatt capacity	0.0
5. Megawatt capacity payment	\$0.00
6. Closed/decommissioned production plant (phased down) payment	\$0.00
7. Subtotal (<i>sum of Lines 2, 3, 5 and 6</i>)	\$59.17
8. Population cap	\$250,325.00
9. Adjusted subtotal (<i>lesser of Line 7 or Line 8</i>)	\$59.17
10. Adjacent site incentive payment	\$0.00
11. Baseload incentive payment	\$0.00
12. Co-generation incentive payment	\$0.00
13. Alternative energy incentive payment	\$0.00
14. Total incentive payments (<i>sum of Lines 10 through 13</i>)	\$0.00
15. Spent nuclear fuel payment	\$0.00
16. Total Utility Aid – this is the utility aid payment listed on the front of the estimate (<i>sum of Lines 9, 14 and 15</i>)	\$59.17

Supplemental County and Municipal Aid

- Under state law, supplemental county and municipal aid paid to each county and municipality is determined by 2023 Wisconsin Act 12 (sec. 79.037, Wis. Stats.)
- For detailed information, review [county and municipal aid spreadsheet](#)

Supplemental County and Municipal Aid Calculation	
1. Prior year supplemental county and municipal aid	\$39,680.80
2. Increase due to sales tax revenue including adjustments (<i>district changes</i>)	\$912.66
3. Total Supplemental County and Municipal Aid (<i>sum of Lines 1 and 2</i>)	\$40,593.46

Expenditure Restraint Incentive Program

- Only municipalities are eligible to receive Expenditure Restraint Incentive Program (ERIP) payments
- Under state law, in 2025, each municipality will receive a payment that is equal to the amount of the payment received by the municipality in 2024 (sec. 79.05(4), Wis. Stats., from 2023 WI Act 12 – notwithstanding subs. (2) and (3))

Contact Information

If you have questions, contact us at lgs@wisconsin.gov, (608) 266-8618 or (608) 261-5167.



State of Wisconsin • DEPARTMENT OF REVENUE

DIVISION OF STATE AND LOCAL FINANCE • BUREAU OF LOCAL GOVERNMENT SERVICES • 2135 RIMROCK RD MADISON, WI 53713

Mailing Address:
PO Box 8971 #6-97
Madison WI 53708-8971
Fax: (608) 264-6887
lgs@wisconsin.gov

September 13, 2024

BRYN HAND
TOWN OF HAYWARD
15460W STATE ROAD 77E
HAYWARD WI 54843-3260

Notice of Shared Revenue – 2025 Original Estimate

Notice Information

The Wisconsin Department of Revenue (DOR) is providing the **estimated** shared revenue amounts your local government will receive in 2025 under current state law for county and municipal aid, supplemental county and municipal aid, utility aid and the expenditure restraint incentive program. This does not include adjustments, shown on the July and November payment notices.

District	TOWN OF HAYWARD	County	SAWYER	Co-muni code	57-010
-----------------	-----------------	---------------	--------	---------------------	--------

Estimate Information

For an explanation of each aid payment listed below, review the additional information in this notice.

2025 Original Estimate	
1. County and municipal aid	\$53,054.63
2. Utility aid	\$4,537.44
3. Supplemental county and municipal aid	\$95,174.48
4. Expenditure restraint incentive program	\$0.00
5. Total Estimated 2025 Payments (sum of Lines 1-4)	\$152,766.55

Payment Information

Your local government will receive two distributions in 2025 :

- July 28, 2025: 15% of Line 1, 2, and 3 and 100% of Line 4 (*shown above*)
- November 17, 2025: balance of your 2025 aid payments

County and Municipal Aid

Under state law, the county and municipal aid paid to each county and municipality must be equal to the amount determined in 2012 (sec. 79.036, Wis. Stats.) and adjusted for fallen protective services insurance reimbursement (sec. 79.036(4), Wis. Stats.).

County and Municipal Aid Calculation	
1. Prior year county and municipal aid	\$51,865.55
2. Increase due to sales tax revenue, including adjustments (<i>district changes</i>)	\$1,192.91
3. Fallen protective services insurance adjustment	-\$3.83
4. Fallen protective services insurance reimbursement (<i>reported to DOR</i>)	\$0.00
5. Total County and Municipal Aid (sum of Lines 1-4)	\$53,054.63

Utility Aid

- Under state law, utility aid is distributed to each county and municipality where tax-exempt utility property is located (sec. 79.04, Wis. Stats.)
- Utility companies report utility property information to DOR annually
- DOR uses the provided information to accurately calculate utility aid (*shown below*)

Utility Aid Calculation	
1. Net book value, <i>as of December 31, 2024 (including expected additions/retirements)</i>	\$1,512,481.00
2. Total net book value payment	\$4,537.44
3. Minimum payment	\$0.00
4. Megawatt capacity	0.0
5. Megawatt capacity payment	\$0.00
6. Closed/decommissioned production plant (phased down) payment	\$0.00
7. Subtotal (<i>sum of Lines 2, 3, 5 and 6</i>)	\$4,537.44
8. Population cap	\$1,630,725.00
9. Adjusted subtotal (<i>lesser of Line 7 or Line 8</i>)	\$4,537.44
10. Adjacent site incentive payment	\$0.00
11. Baseload incentive payment	\$0.00
12. Co-generation incentive payment	\$0.00
13. Alternative energy incentive payment	\$0.00
14. Total incentive payments (<i>sum of Lines 10 through 13</i>)	\$0.00
15. Spent nuclear fuel payment	\$0.00
16. Total Utility Aid – this is the utility aid payment listed on the front of the estimate (<i>sum of Lines 9, 14 and 15</i>)	\$4,537.44

Supplemental County and Municipal Aid

- Under state law, supplemental county and municipal aid paid to each county and municipality is determined by 2023 Wisconsin Act 12 (sec. 79.037, Wis. Stats.)
- For detailed information, review [county and municipal aid spreadsheet](#)

Supplemental County and Municipal Aid Calculation	
1. Prior year supplemental county and municipal aid	\$93,034.68
2. Increase due to sales tax revenue including adjustments (<i>district changes</i>)	\$2,139.80
3. Total Supplemental County and Municipal Aid (<i>sum of Lines 1 and 2</i>)	\$95,174.48

Expenditure Restraint Incentive Program

- Only municipalities are eligible to receive Expenditure Restraint Incentive Program (ERIP) payments
- Under state law, in 2025, each municipality will receive a payment that is equal to the amount of the payment received by the municipality in 2024 (sec. 79.05(4), Wis. Stats., from 2023 WI Act 12 – notwithstanding subs. (2) and (3))

Contact Information

If you have questions, contact us at lgs@wisconsin.gov, (608) 266-8618 or (608) 261-5167.



State of Wisconsin • DEPARTMENT OF REVENUE

DIVISION OF STATE AND LOCAL FINANCE • BUREAU OF LOCAL GOVERNMENT SERVICES • 2135 RIMROCK RD MADISON, WI 53713

Mailing Address:
PO Box 8971 #6-97
Madison WI 53708-8971
Fax: (608) 264-6887
lgs@wisconsin.gov

September 13, 2024

PATTY SWAFFIELD
TOWN OF HUNTER
9316 N COUNTY RD CC
HAYWARD WI 54843-6616

Notice of Shared Revenue – 2025 Original Estimate

Notice Information

The Wisconsin Department of Revenue (DOR) is providing the **estimated** shared revenue amounts your local government will receive in 2025 under current state law for county and municipal aid, supplemental county and municipal aid, utility aid and the expenditure restraint incentive program. This does not include adjustments, shown on the July and November payment notices.

District	TOWN OF HUNTER	County	SAWYER	Co-muni code	57-012
-----------------	----------------	---------------	--------	---------------------	--------

Estimate Information

For an explanation of each aid payment listed below, review the additional information in this notice.

2025 Original Estimate	
1. County and municipal aid	\$7,398.82
2. Utility aid	\$0.00
3. Supplemental county and municipal aid	\$44,271.04
4. Expenditure restraint incentive program	\$0.00
5. Total Estimated 2025 Payments (sum of Lines 1-4)	\$51,669.86

Payment Information

Your local government will receive two distributions in 2025 :

- July 28, 2025: 15% of Line 1, 2, and 3 and 100% of Line 4 (*shown above*)
- November 17, 2025: balance of your 2025 aid payments

County and Municipal Aid

Under state law, the county and municipal aid paid to each county and municipality must be equal to the amount determined in 2012 (sec. 79.036, Wis. Stats.) and adjusted for fallen protective services insurance reimbursement (sec. 79.036(4), Wis. Stats.).

County and Municipal Aid Calculation	
1. Prior year county and municipal aid	\$7,232.99
2. Increase due to sales tax revenue, including adjustments (<i>district changes</i>)	\$166.36
3. Fallen protective services insurance adjustment	-\$0.53
4. Fallen protective services insurance reimbursement (<i>reported to DOR</i>)	\$0.00
5. Total County and Municipal Aid (sum of Lines 1-4)	\$7,398.82

Utility Aid

- Under state law, utility aid is distributed to each county and municipality where tax-exempt utility property is located (sec. 79.04, Wis. Stats.)
- Utility companies report utility property information to DOR annually
- DOR uses the provided information to accurately calculate utility aid (*shown below*)

Utility Aid Calculation	
1. Net book value, <i>as of December 31, 2024 (including expected additions/retirements)</i>	\$0.00
2. Total net book value payment	\$0.00
3. Minimum payment	\$0.00
4. Megawatt capacity	0.0
5. Megawatt capacity payment	\$0.00
6. Closed/decommissioned production plant (phased down) payment	\$0.00
7. Subtotal (<i>sum of Lines 2, 3, 5 and 6</i>)	\$0.00
8. Population cap	\$337,025.00
9. Adjusted subtotal (<i>lesser of Line 7 or Line 8</i>)	\$0.00
10. Adjacent site incentive payment	\$0.00
11. Baseload incentive payment	\$0.00
12. Co-generation incentive payment	\$0.00
13. Alternative energy incentive payment	\$0.00
14. Total incentive payments (<i>sum of Lines 10 through 13</i>)	\$0.00
15. Spent nuclear fuel payment	\$0.00
16. Total Utility Aid – this is the utility aid payment listed on the front of the estimate (<i>sum of Lines 9, 14 and 15</i>)	\$0.00

Supplemental County and Municipal Aid

- Under state law, supplemental county and municipal aid paid to each county and municipality is determined by 2023 Wisconsin Act 12 (sec. 79.037, Wis. Stats.)
- For detailed information, review [county and municipal aid spreadsheet](#)

Supplemental County and Municipal Aid Calculation	
1. Prior year supplemental county and municipal aid	\$43,275.70
2. Increase due to sales tax revenue including adjustments (<i>district changes</i>)	\$995.34
3. Total Supplemental County and Municipal Aid (<i>sum of Lines 1 and 2</i>)	\$44,271.04

Expenditure Restraint Incentive Program

- Only municipalities are eligible to receive Expenditure Restraint Incentive Program (ERIP) payments
- Under state law, in 2025, each municipality will receive a payment that is equal to the amount of the payment received by the municipality in 2024 (sec. 79.05(4), Wis. Stats., from 2023 WI Act 12 – notwithstanding subs. (2) and (3))

Contact Information

If you have questions, contact us at lgs@wisconsin.gov, (608) 266-8618 or (608) 261-5167.



State of Wisconsin • DEPARTMENT OF REVENUE

DIVISION OF STATE AND LOCAL FINANCE • BUREAU OF LOCAL GOVERNMENT SERVICES • 2135 RIMROCK RD MADISON, WI 53713

Mailing Address:
PO Box 8971 #6-97
Madison WI 53708-8971
Fax: (608) 264-6887
lgs@wisconsin.gov

September 13, 2024

CAROL MIKULA-STONE
TOWN OF LENROOT
12215 N US HWY 63
HAYWARD WI 54843

Notice of Shared Revenue – 2025 Original Estimate

Notice Information

The Wisconsin Department of Revenue (DOR) is providing the **estimated** shared revenue amounts your local government will receive in 2025 under current state law for county and municipal aid, supplemental county and municipal aid, utility aid and the expenditure restraint incentive program. This does not include adjustments, shown on the July and November payment notices.

District	TOWN OF LENROOT	County	SAWYER	Co-muni code	57-014
-----------------	-----------------	---------------	--------	---------------------	--------

Estimate Information

For an explanation of each aid payment listed below, review the additional information in this notice.

2025 Original Estimate	
1. County and municipal aid	\$22,540.02
2. Utility aid	\$0.00
3. Supplemental county and municipal aid	\$53,924.32
4. Expenditure restraint incentive program	\$0.00
5. Total Estimated 2025 Payments (sum of Lines 1-4)	\$76,464.34

Payment Information

Your local government will receive two distributions in 2025 :

- July 28, 2025: 15% of Line 1, 2, and 3 and 100% of Line 4 (*shown above*)
- November 17, 2025: balance of your 2025 aid payments

County and Municipal Aid

Under state law, the county and municipal aid paid to each county and municipality must be equal to the amount determined in 2012 (sec. 79.036, Wis. Stats.) and adjusted for fallen protective services insurance reimbursement (sec. 79.036(4), Wis. Stats.).

County and Municipal Aid Calculation	
1. Prior year county and municipal aid	\$22,034.85
2. Increase due to sales tax revenue, including adjustments (<i>district changes</i>)	\$506.80
3. Fallen protective services insurance adjustment	-\$1.63
4. Fallen protective services insurance reimbursement (<i>reported to DOR</i>)	\$0.00
5. Total County and Municipal Aid (sum of Lines 1-4)	\$22,540.02

Utility Aid

- Under state law, utility aid is distributed to each county and municipality where tax-exempt utility property is located (sec. 79.04, Wis. Stats.)
- Utility companies report utility property information to DOR annually
- DOR uses the provided information to accurately calculate utility aid (*shown below*)

Utility Aid Calculation	
1. Net book value, <i>as of December 31, 2024 (including expected additions/retirements)</i>	\$0.00
2. Total net book value payment	\$0.00
3. Minimum payment	\$0.00
4. Megawatt capacity	0.0
5. Megawatt capacity payment	\$0.00
6. Closed/decommissioned production plant (phased down) payment	\$0.00
7. Subtotal (<i>sum of Lines 2, 3, 5 and 6</i>)	\$0.00
8. Population cap	\$582,250.00
9. Adjusted subtotal (<i>lesser of Line 7 or Line 8</i>)	\$0.00
10. Adjacent site incentive payment	\$0.00
11. Baseload incentive payment	\$0.00
12. Co-generation incentive payment	\$0.00
13. Alternative energy incentive payment	\$0.00
14. Total incentive payments (<i>sum of Lines 10 through 13</i>)	\$0.00
15. Spent nuclear fuel payment	\$0.00
16. Total Utility Aid – this is the utility aid payment listed on the front of the estimate (<i>sum of Lines 9, 14 and 15</i>)	\$0.00

Supplemental County and Municipal Aid

- Under state law, supplemental county and municipal aid paid to each county and municipality is determined by 2023 Wisconsin Act 12 (sec. 79.037, Wis. Stats.)
- For detailed information, review [county and municipal aid spreadsheet](#)

Supplemental County and Municipal Aid Calculation	
1. Prior year supplemental county and municipal aid	\$52,711.95
2. Increase due to sales tax revenue including adjustments (<i>district changes</i>)	\$1,212.37
3. Total Supplemental County and Municipal Aid (<i>sum of Lines 1 and 2</i>)	\$53,924.32

Expenditure Restraint Incentive Program

- Only municipalities are eligible to receive Expenditure Restraint Incentive Program (ERIP) payments
- Under state law, in 2025, each municipality will receive a payment that is equal to the amount of the payment received by the municipality in 2024 (sec. 79.05(4), Wis. Stats., from 2023 WI Act 12 – notwithstanding subs. (2) and (3))

Contact Information

If you have questions, contact us at lgs@wisconsin.gov, (608) 266-8618 or (608) 261-5167.



State of Wisconsin • DEPARTMENT OF REVENUE

DIVISION OF STATE AND LOCAL FINANCE • BUREAU OF LOCAL GOVERNMENT SERVICES • 2135 RIMROCK RD MADISON, WI 53713

Mailing Address:
PO Box 8971 #6-97
Madison WI 53708-8971
Fax: (608) 264-6887
lgs@wisconsin.gov

September 13, 2024

JENNIE PASANEN
TOWN OF MEADOWBROOK
9410 W COUNTY RD D
EXELAND WI 54835

Notice of Shared Revenue – 2025 Original Estimate

Notice Information

The Wisconsin Department of Revenue (DOR) is providing the **estimated** shared revenue amounts your local government will receive in 2025 under current state law for county and municipal aid, supplemental county and municipal aid, utility aid and the expenditure restraint incentive program. This does not include adjustments, shown on the July and November payment notices.

District	TOWN OF MEADOWBROOK	County	SAWYER	Co-muni code	57-016
-----------------	---------------------	---------------	--------	---------------------	--------

Estimate Information

For an explanation of each aid payment listed below, review the additional information in this notice.

2025 Original Estimate	
1. County and municipal aid	\$21,735.73
2. Utility aid	\$0.00
3. Supplemental county and municipal aid	\$33,011.76
4. Expenditure restraint incentive program	\$0.00
5. Total Estimated 2025 Payments (sum of Lines 1-4)	\$54,747.49

Payment Information

Your local government will receive two distributions in 2025 :

- July 28, 2025: 15% of Line 1, 2, and 3 and 100% of Line 4 (*shown above*)
- November 17, 2025: balance of your 2025 aid payments

County and Municipal Aid

Under state law, the county and municipal aid paid to each county and municipality must be equal to the amount determined in 2012 (sec. 79.036, Wis. Stats.) and adjusted for fallen protective services insurance reimbursement (sec. 79.036(4), Wis. Stats.).

County and Municipal Aid Calculation	
1. Prior year county and municipal aid	\$21,248.58
2. Increase due to sales tax revenue, including adjustments (<i>district changes</i>)	\$488.72
3. Fallen protective services insurance adjustment	-\$1.57
4. Fallen protective services insurance reimbursement (<i>reported to DOR</i>)	\$0.00
5. Total County and Municipal Aid (sum of Lines 1-4)	\$21,735.73

Utility Aid

- Under state law, utility aid is distributed to each county and municipality where tax-exempt utility property is located (sec. 79.04, Wis. Stats.)
- Utility companies report utility property information to DOR annually
- DOR uses the provided information to accurately calculate utility aid (*shown below*)

Utility Aid Calculation	
1. Net book value, <i>as of December 31, 2024 (including expected additions/retirements)</i>	\$0.00
2. Total net book value payment	\$0.00
3. Minimum payment	\$0.00
4. Megawatt capacity	0.0
5. Megawatt capacity payment	\$0.00
6. Closed/decommissioned production plant (phased down) payment	\$0.00
7. Subtotal (<i>sum of Lines 2, 3, 5 and 6</i>)	\$0.00
8. Population cap	\$58,225.00
9. Adjusted subtotal (<i>lesser of Line 7 or Line 8</i>)	\$0.00
10. Adjacent site incentive payment	\$0.00
11. Baseload incentive payment	\$0.00
12. Co-generation incentive payment	\$0.00
13. Alternative energy incentive payment	\$0.00
14. Total incentive payments (<i>sum of Lines 10 through 13</i>)	\$0.00
15. Spent nuclear fuel payment	\$0.00
16. Total Utility Aid – this is the utility aid payment listed on the front of the estimate (<i>sum of Lines 9, 14 and 15</i>)	\$0.00

Supplemental County and Municipal Aid

- Under state law, supplemental county and municipal aid paid to each county and municipality is determined by 2023 Wisconsin Act 12 (sec. 79.037, Wis. Stats.)
- For detailed information, review [county and municipal aid spreadsheet](#)

Supplemental County and Municipal Aid Calculation	
1. Prior year supplemental county and municipal aid	\$32,269.56
2. Increase due to sales tax revenue including adjustments (<i>district changes</i>)	\$742.20
3. Total Supplemental County and Municipal Aid (<i>sum of Lines 1 and 2</i>)	\$33,011.76

Expenditure Restraint Incentive Program

- Only municipalities are eligible to receive Expenditure Restraint Incentive Program (ERIP) payments
- Under state law, in 2025, each municipality will receive a payment that is equal to the amount of the payment received by the municipality in 2024 (sec. 79.05(4), Wis. Stats., from 2023 WI Act 12 – notwithstanding subs. (2) and (3))

Contact Information

If you have questions, contact us at lgs@wisconsin.gov, (608) 266-8618 or (608) 261-5167.



State of Wisconsin • DEPARTMENT OF REVENUE

DIVISION OF STATE AND LOCAL FINANCE • BUREAU OF LOCAL GOVERNMENT SERVICES • 2135 RIMROCK RD MADISON, WI 53713

Mailing Address:
PO Box 8971 #6-97
Madison WI 53708-8971
Fax: (608) 264-6887
lgs@wisconsin.gov

September 13, 2024

CLARENCE FREY
TOWN OF METEOR
1544 N COLE LN
EXELAND WI 54835-2123

Notice of Shared Revenue – 2025 Original Estimate

Notice Information

The Wisconsin Department of Revenue (DOR) is providing the **estimated** shared revenue amounts your local government will receive in 2025 under current state law for county and municipal aid, supplemental county and municipal aid, utility aid and the expenditure restraint incentive program. This does not include adjustments, shown on the July and November payment notices.

District	TOWN OF METEOR	County	SAWYER	Co-muni code	57-018
-----------------	----------------	---------------	--------	---------------------	--------

Estimate Information

For an explanation of each aid payment listed below, review the additional information in this notice.

2025 Original Estimate	
1. County and municipal aid	\$10,097.45
2. Utility aid	\$0.00
3. Supplemental county and municipal aid	\$33,562.05
4. Expenditure restraint incentive program	\$0.00
5. Total Estimated 2025 Payments (sum of Lines 1-4)	\$43,659.50

Payment Information

Your local government will receive two distributions in 2025 :

- July 28, 2025: 15% of Line 1, 2, and 3 and 100% of Line 4 (*shown above*)
- November 17, 2025: balance of your 2025 aid payments

County and Municipal Aid

Under state law, the county and municipal aid paid to each county and municipality must be equal to the amount determined in 2012 (sec. 79.036, Wis. Stats.) and adjusted for fallen protective services insurance reimbursement (sec. 79.036(4), Wis. Stats.).

County and Municipal Aid Calculation	
1. Prior year county and municipal aid	\$9,871.14
2. Increase due to sales tax revenue, including adjustments (<i>district changes</i>)	\$227.04
3. Fallen protective services insurance adjustment	-\$0.73
4. Fallen protective services insurance reimbursement (<i>reported to DOR</i>)	\$0.00
5. Total County and Municipal Aid (sum of Lines 1-4)	\$10,097.45

Utility Aid

- Under state law, utility aid is distributed to each county and municipality where tax-exempt utility property is located (sec. 79.04, Wis. Stats.)
- Utility companies report utility property information to DOR annually
- DOR uses the provided information to accurately calculate utility aid (*shown below*)

Utility Aid Calculation	
1. Net book value, <i>as of December 31, 2024 (including expected additions/retirements)</i>	\$0.00
2. Total net book value payment	\$0.00
3. Minimum payment	\$0.00
4. Megawatt capacity	0.0
5. Megawatt capacity payment	\$0.00
6. Closed/decommissioned production plant (phased down) payment	\$0.00
7. Subtotal (<i>sum of Lines 2, 3, 5 and 6</i>)	\$0.00
8. Population cap	\$73,950.00
9. Adjusted subtotal (<i>lesser of Line 7 or Line 8</i>)	\$0.00
10. Adjacent site incentive payment	\$0.00
11. Baseload incentive payment	\$0.00
12. Co-generation incentive payment	\$0.00
13. Alternative energy incentive payment	\$0.00
14. Total incentive payments (<i>sum of Lines 10 through 13</i>)	\$0.00
15. Spent nuclear fuel payment	\$0.00
16. Total Utility Aid – this is the utility aid payment listed on the front of the estimate (<i>sum of Lines 9, 14 and 15</i>)	\$0.00

Supplemental County and Municipal Aid

- Under state law, supplemental county and municipal aid paid to each county and municipality is determined by 2023 Wisconsin Act 12 (sec. 79.037, Wis. Stats.)
- For detailed information, review [county and municipal aid spreadsheet](#)

Supplemental County and Municipal Aid Calculation	
1. Prior year supplemental county and municipal aid	\$32,807.48
2. Increase due to sales tax revenue including adjustments (<i>district changes</i>)	\$754.57
3. Total Supplemental County and Municipal Aid (<i>sum of Lines 1 and 2</i>)	\$33,562.05

Expenditure Restraint Incentive Program

- Only municipalities are eligible to receive Expenditure Restraint Incentive Program (ERIP) payments
- Under state law, in 2025, each municipality will receive a payment that is equal to the amount of the payment received by the municipality in 2024 (sec. 79.05(4), Wis. Stats., from 2023 WI Act 12 – notwithstanding subs. (2) and (3))

Contact Information

If you have questions, contact us at lgs@wisconsin.gov, (608) 266-8618 or (608) 261-5167.



State of Wisconsin • DEPARTMENT OF REVENUE

DIVISION OF STATE AND LOCAL FINANCE • BUREAU OF LOCAL GOVERNMENT SERVICES • 2135 RIMROCK RD MADISON, WI 53713

Mailing Address:
PO Box 8971 #6-97
Madison WI 53708-8971
Fax: (608) 264-6887
lgs@wisconsin.gov

September 13, 2024

JILL PETIT
TOWN OF OJIBWA
PO BOX 62035
OJIBWA WI 54862

Notice of Shared Revenue – 2025 Original Estimate

Notice Information

The Wisconsin Department of Revenue (DOR) is providing the **estimated** shared revenue amounts your local government will receive in 2025 under current state law for county and municipal aid, supplemental county and municipal aid, utility aid and the expenditure restraint incentive program. This does not include adjustments, shown on the July and November payment notices.

District	TOWN OF OJIBWA	County	SAWYER	Co-muni code	57-020
-----------------	----------------	---------------	--------	---------------------	--------

Estimate Information

For an explanation of each aid payment listed below, review the additional information in this notice.

2025 Original Estimate	
1. County and municipal aid	\$7,343.38
2. Utility aid	\$2,355.44
3. Supplemental county and municipal aid	\$36,020.87
4. Expenditure restraint incentive program	\$0.00
5. Total Estimated 2025 Payments (sum of Lines 1-4)	\$45,719.69

Payment Information

Your local government will receive two distributions in 2025 :

- July 28, 2025: 15% of Line 1, 2, and 3 and 100% of Line 4 (*shown above*)
- November 17, 2025: balance of your 2025 aid payments

County and Municipal Aid

Under state law, the county and municipal aid paid to each county and municipality must be equal to the amount determined in 2012 (sec. 79.036, Wis. Stats.) and adjusted for fallen protective services insurance reimbursement (sec. 79.036(4), Wis. Stats.).

County and Municipal Aid Calculation	
1. Prior year county and municipal aid	\$7,178.80
2. Increase due to sales tax revenue, including adjustments (<i>district changes</i>)	\$165.11
3. Fallen protective services insurance adjustment	-\$0.53
4. Fallen protective services insurance reimbursement (<i>reported to DOR</i>)	\$0.00
5. Total County and Municipal Aid (sum of Lines 1-4)	\$7,343.38

Utility Aid

- Under state law, utility aid is distributed to each county and municipality where tax-exempt utility property is located (sec. 79.04, Wis. Stats.)
- Utility companies report utility property information to DOR annually
- DOR uses the provided information to accurately calculate utility aid (*shown below*)

Utility Aid Calculation	
1. Net book value, as of December 31, 2024 (including expected additions/retirements)	\$785,148.00
2. Total net book value payment	\$2,355.44
3. Minimum payment	\$0.00
4. Megawatt capacity	0.0
5. Megawatt capacity payment	\$0.00
6. Closed/decommissioned production plant (phased down) payment	\$0.00
7. Subtotal (sum of Lines 2, 3, 5 and 6)	\$2,355.44
8. Population cap	\$133,025.00
9. Adjusted subtotal (lesser of Line 7 or Line 8)	\$2,355.44
10. Adjacent site incentive payment	\$0.00
11. Baseload incentive payment	\$0.00
12. Co-generation incentive payment	\$0.00
13. Alternative energy incentive payment	\$0.00
14. Total incentive payments (sum of Lines 10 through 13)	\$0.00
15. Spent nuclear fuel payment	\$0.00
16. Total Utility Aid – this is the utility aid payment listed on the front of the estimate (sum of Lines 9, 14 and 15)	\$2,355.44

Supplemental County and Municipal Aid

- Under state law, supplemental county and municipal aid paid to each county and municipality is determined by 2023 Wisconsin Act 12 (sec. 79.037, Wis. Stats.)
- For detailed information, review [county and municipal aid spreadsheet](#)

Supplemental County and Municipal Aid Calculation	
1. Prior year supplemental county and municipal aid	\$35,211.02
2. Increase due to sales tax revenue including adjustments (district changes)	\$809.85
3. Total Supplemental County and Municipal Aid (sum of Lines 1 and 2)	\$36,020.87

Expenditure Restraint Incentive Program

- Only municipalities are eligible to receive Expenditure Restraint Incentive Program (ERIP) payments
- Under state law, in 2025, each municipality will receive a payment that is equal to the amount of the payment received by the municipality in 2024 (sec. 79.05(4), Wis. Stats., from 2023 WI Act 12 – notwithstanding subs. (2) and (3))

Contact Information

If you have questions, contact us at lgs@wisconsin.gov, (608) 266-8618 or (608) 261-5167.



State of Wisconsin • DEPARTMENT OF REVENUE

DIVISION OF STATE AND LOCAL FINANCE • BUREAU OF LOCAL GOVERNMENT SERVICES • 2135 RIMROCK RD MADISON, WI 53713

Mailing Address:
PO Box 8971 #6-97
Madison WI 53708-8971
Fax: (608) 264-6887
lgs@wisconsin.gov

September 13, 2024

PATTI SIMONSON
TOWN OF RADISSON
PO BOX 54
RADISSON WI 54867

Notice of Shared Revenue – 2025 Original Estimate

Notice Information

The Wisconsin Department of Revenue (DOR) is providing the **estimated** shared revenue amounts your local government will receive in 2025 under current state law for county and municipal aid, supplemental county and municipal aid, utility aid and the expenditure restraint incentive program. This does not include adjustments, shown on the July and November payment notices.

District	TOWN OF RADISSON	County	SAWYER	Co-muni code	57-022
-----------------	------------------	---------------	--------	---------------------	--------

Estimate Information

For an explanation of each aid payment listed below, review the additional information in this notice.

2025 Original Estimate	
1. County and municipal aid	\$17,019.21
2. Utility aid	\$22,034.65
3. Supplemental county and municipal aid	\$38,324.55
4. Expenditure restraint incentive program	\$0.00
5. Total Estimated 2025 Payments (sum of Lines 1-4)	\$77,378.41

Payment Information

Your local government will receive two distributions in 2025 :

- July 28, 2025: 15% of Line 1, 2, and 3 and 100% of Line 4 (*shown above*)
- November 17, 2025: balance of your 2025 aid payments

County and Municipal Aid

Under state law, the county and municipal aid paid to each county and municipality must be equal to the amount determined in 2012 (sec. 79.036, Wis. Stats.) and adjusted for fallen protective services insurance reimbursement (sec. 79.036(4), Wis. Stats.).

County and Municipal Aid Calculation	
1. Prior year county and municipal aid	\$16,637.77
2. Increase due to sales tax revenue, including adjustments (<i>district changes</i>)	\$382.67
3. Fallen protective services insurance adjustment	-\$1.23
4. Fallen protective services insurance reimbursement (<i>reported to DOR</i>)	\$0.00
5. Total County and Municipal Aid (sum of Lines 1-4)	\$17,019.21

Utility Aid

- Under state law, utility aid is distributed to each county and municipality where tax-exempt utility property is located (sec. 79.04, Wis. Stats.)
- Utility companies report utility property information to DOR annually
- DOR uses the provided information to accurately calculate utility aid (*shown below*)

Utility Aid Calculation	
1. Net book value, as of December 31, 2024 (including expected additions/retirements)	\$7,344,884.00
2. Total net book value payment	\$22,034.65
3. Minimum payment	\$0.00
4. Megawatt capacity	0.0
5. Megawatt capacity payment	\$0.00
6. Closed/decommissioned production plant (phased down) payment	\$0.00
7. Subtotal (sum of Lines 2, 3, 5 and 6)	\$22,034.65
8. Population cap	\$189,125.00
9. Adjusted subtotal (lesser of Line 7 or Line 8)	\$22,034.65
10. Adjacent site incentive payment	\$0.00
11. Baseload incentive payment	\$0.00
12. Co-generation incentive payment	\$0.00
13. Alternative energy incentive payment	\$0.00
14. Total incentive payments (sum of Lines 10 through 13)	\$0.00
15. Spent nuclear fuel payment	\$0.00
16. Total Utility Aid – this is the utility aid payment listed on the front of the estimate (sum of Lines 9, 14 and 15)	\$22,034.65

Supplemental County and Municipal Aid

- Under state law, supplemental county and municipal aid paid to each county and municipality is determined by 2023 Wisconsin Act 12 (sec. 79.037, Wis. Stats.)
- For detailed information, review [county and municipal aid spreadsheet](#)

Supplemental County and Municipal Aid Calculation	
1. Prior year supplemental county and municipal aid	\$37,462.90
2. Increase due to sales tax revenue including adjustments (district changes)	\$861.65
3. Total Supplemental County and Municipal Aid (sum of Lines 1 and 2)	\$38,324.55

Expenditure Restraint Incentive Program

- Only municipalities are eligible to receive Expenditure Restraint Incentive Program (ERIP) payments
- Under state law, in 2025, each municipality will receive a payment that is equal to the amount of the payment received by the municipality in 2024 (sec. 79.05(4), Wis. Stats., from 2023 WI Act 12 – notwithstanding subs. (2) and (3))

Contact Information

If you have questions, contact us at lgs@wisconsin.gov, (608) 266-8618 or (608) 261-5167.



State of Wisconsin • DEPARTMENT OF REVENUE

DIVISION OF STATE AND LOCAL FINANCE • BUREAU OF LOCAL GOVERNMENT SERVICES • 2135 RIMROCK RD MADISON, WI 53713

Mailing Address:
PO Box 8971 #6-97
Madison WI 53708-8971
Fax: (608) 264-6887
lgs@wisconsin.gov

September 13, 2024

KATHY MCCOY
TOWN OF ROUND LAKE
10625 N COUNTY RD A
HAYWARD WI 54843-3400

Notice of Shared Revenue – 2025 Original Estimate

Notice Information

The Wisconsin Department of Revenue (DOR) is providing the **estimated** shared revenue amounts your local government will receive in 2025 under current state law for county and municipal aid, supplemental county and municipal aid, utility aid and the expenditure restraint incentive program. This does not include adjustments, shown on the July and November payment notices.

District	TOWN OF ROUND LAKE	County	SAWYER	Co-muni code	57-024
-----------------	--------------------	---------------	--------	---------------------	--------

Estimate Information

For an explanation of each aid payment listed below, review the additional information in this notice.

2025 Original Estimate	
1. County and municipal aid	\$20,834.09
2. Utility aid	\$747.92
3. Supplemental county and municipal aid	\$49,510.76
4. Expenditure restraint incentive program	\$0.00
5. Total Estimated 2025 Payments (sum of Lines 1-4)	\$71,092.77

Payment Information

Your local government will receive two distributions in 2025 :

- July 28, 2025: 15% of Line 1, 2, and 3 and 100% of Line 4 (*shown above*)
- November 17, 2025: balance of your 2025 aid payments

County and Municipal Aid

Under state law, the county and municipal aid paid to each county and municipality must be equal to the amount determined in 2012 (sec. 79.036, Wis. Stats.) and adjusted for fallen protective services insurance reimbursement (sec. 79.036(4), Wis. Stats.).

County and Municipal Aid Calculation	
1. Prior year county and municipal aid	\$20,367.16
2. Increase due to sales tax revenue, including adjustments (<i>district changes</i>)	\$468.44
3. Fallen protective services insurance adjustment	-\$1.51
4. Fallen protective services insurance reimbursement (<i>reported to DOR</i>)	\$0.00
5. Total County and Municipal Aid (sum of Lines 1-4)	\$20,834.09

Utility Aid

- Under state law, utility aid is distributed to each county and municipality where tax-exempt utility property is located (sec. 79.04, Wis. Stats.)
- Utility companies report utility property information to DOR annually
- DOR uses the provided information to accurately calculate utility aid (*shown below*)

Utility Aid Calculation	
1. Net book value, as of December 31, 2024 (including expected additions/retirements)	\$249,306.00
2. Total net book value payment	\$747.92
3. Minimum payment	\$0.00
4. Megawatt capacity	0.0
5. Megawatt capacity payment	\$0.00
6. Closed/decommissioned production plant (phased down) payment	\$0.00
7. Subtotal (sum of Lines 2, 3, 5 and 6)	\$747.92
8. Population cap	\$477,700.00
9. Adjusted subtotal (lesser of Line 7 or Line 8)	\$747.92
10. Adjacent site incentive payment	\$0.00
11. Baseload incentive payment	\$0.00
12. Co-generation incentive payment	\$0.00
13. Alternative energy incentive payment	\$0.00
14. Total incentive payments (sum of Lines 10 through 13)	\$0.00
15. Spent nuclear fuel payment	\$0.00
16. Total Utility Aid – this is the utility aid payment listed on the front of the estimate (sum of Lines 9, 14 and 15)	\$747.92

Supplemental County and Municipal Aid

- Under state law, supplemental county and municipal aid paid to each county and municipality is determined by 2023 Wisconsin Act 12 (sec. 79.037, Wis. Stats.)
- For detailed information, review [county and municipal aid spreadsheet](#)

Supplemental County and Municipal Aid Calculation	
1. Prior year supplemental county and municipal aid	\$48,397.62
2. Increase due to sales tax revenue including adjustments (<i>district changes</i>)	\$1,113.14
3. Total Supplemental County and Municipal Aid (sum of Lines 1 and 2)	\$49,510.76

Expenditure Restraint Incentive Program

- Only municipalities are eligible to receive Expenditure Restraint Incentive Program (ERIP) payments
- Under state law, in 2025, each municipality will receive a payment that is equal to the amount of the payment received by the municipality in 2024 (sec. 79.05(4), Wis. Stats., from 2023 WI Act 12 – notwithstanding subs. (2) and (3))

Contact Information

If you have questions, contact us at lgs@wisconsin.gov, (608) 266-8618 or (608) 261-5167.



State of Wisconsin • DEPARTMENT OF REVENUE

DIVISION OF STATE AND LOCAL FINANCE • BUREAU OF LOCAL GOVERNMENT SERVICES • 2135 RIMROCK RD MADISON, WI 53713

Mailing Address:
PO Box 8971 #6-97
Madison WI 53708-8971
Fax: (608) 264-6887
lgs@wisconsin.gov

September 13, 2024

ELAINE NYBERG
TOWN OF SAND LAKE
P O BOX 6
STONE LAKE WI 54876-0006

Notice of Shared Revenue – 2025 Original Estimate

Notice Information

The Wisconsin Department of Revenue (DOR) is providing the **estimated** shared revenue amounts your local government will receive in 2025 under current state law for county and municipal aid, supplemental county and municipal aid, utility aid and the expenditure restraint incentive program. This does not include adjustments, shown on the July and November payment notices.

District	TOWN OF SAND LAKE	County	SAWYER	Co-muni code	57-026
-----------------	-------------------	---------------	--------	---------------------	--------

Estimate Information

For an explanation of each aid payment listed below, review the additional information in this notice.

2025 Original Estimate	
1. County and municipal aid	\$12,905.21
2. Utility aid	\$3,079.24
3. Supplemental county and municipal aid	\$46,298.45
4. Expenditure restraint incentive program	\$0.00
5. Total Estimated 2025 Payments (sum of Lines 1-4)	\$62,282.90

Payment Information

Your local government will receive two distributions in 2025 :

- July 28, 2025: 15% of Line 1, 2, and 3 and 100% of Line 4 (*shown above*)
- November 17, 2025: balance of your 2025 aid payments

County and Municipal Aid

Under state law, the county and municipal aid paid to each county and municipality must be equal to the amount determined in 2012 (sec. 79.036, Wis. Stats.) and adjusted for fallen protective services insurance reimbursement (sec. 79.036(4), Wis. Stats.).

County and Municipal Aid Calculation	
1. Prior year county and municipal aid	\$12,615.97
2. Increase due to sales tax revenue, including adjustments (<i>district changes</i>)	\$290.17
3. Fallen protective services insurance adjustment	-\$0.93
4. Fallen protective services insurance reimbursement (<i>reported to DOR</i>)	\$0.00
5. Total County and Municipal Aid (sum of Lines 1-4)	\$12,905.21

Utility Aid

- Under state law, utility aid is distributed to each county and municipality where tax-exempt utility property is located (sec. 79.04, Wis. Stats.)
- Utility companies report utility property information to DOR annually
- DOR uses the provided information to accurately calculate utility aid (*shown below*)

Utility Aid Calculation	
1. Net book value, <i>as of December 31, 2024 (including expected additions/retirements)</i>	\$1,026,412.00
2. Total net book value payment	\$3,079.24
3. Minimum payment	\$0.00
4. Megawatt capacity	0.0
5. Megawatt capacity payment	\$0.00
6. Closed/decommissioned production plant (phased down) payment	\$0.00
7. Subtotal (<i>sum of Lines 2, 3, 5 and 6</i>)	\$3,079.24
8. Population cap	\$389,725.00
9. Adjusted subtotal (<i>lesser of Line 7 or Line 8</i>)	\$3,079.24
10. Adjacent site incentive payment	\$0.00
11. Baseload incentive payment	\$0.00
12. Co-generation incentive payment	\$0.00
13. Alternative energy incentive payment	\$0.00
14. Total incentive payments (<i>sum of Lines 10 through 13</i>)	\$0.00
15. Spent nuclear fuel payment	\$0.00
16. Total Utility Aid – this is the utility aid payment listed on the front of the estimate (<i>sum of Lines 9, 14 and 15</i>)	\$3,079.24

Supplemental County and Municipal Aid

- Under state law, supplemental county and municipal aid paid to each county and municipality is determined by 2023 Wisconsin Act 12 (sec. 79.037, Wis. Stats.)
- For detailed information, review [county and municipal aid spreadsheet](#)

Supplemental County and Municipal Aid Calculation	
1. Prior year supplemental county and municipal aid	\$45,257.53
2. Increase due to sales tax revenue including adjustments (<i>district changes</i>)	\$1,040.92
3. Total Supplemental County and Municipal Aid (<i>sum of Lines 1 and 2</i>)	\$46,298.45

Expenditure Restraint Incentive Program

- Only municipalities are eligible to receive Expenditure Restraint Incentive Program (ERIP) payments
- Under state law, in 2025, each municipality will receive a payment that is equal to the amount of the payment received by the municipality in 2024 (sec. 79.05(4), Wis. Stats., from 2023 WI Act 12 – notwithstanding subs. (2) and (3))

Contact Information

If you have questions, contact us at lgs@wisconsin.gov, (608) 266-8618 or (608) 261-5167.



State of Wisconsin • DEPARTMENT OF REVENUE

DIVISION OF STATE AND LOCAL FINANCE • BUREAU OF LOCAL GOVERNMENT SERVICES • 2135 RIMROCK RD MADISON, WI 53713

Mailing Address:
PO Box 8971 #6-97
Madison WI 53708-8971
Fax: (608) 264-6887
lgs@wisconsin.gov

September 13, 2024

BIANCA CLEARY
TOWN OF SPIDER LAKE
10896 W TOWN HALL ROAD
HAYWARD WI 54843

Notice of Shared Revenue – 2025 Original Estimate

Notice Information

The Wisconsin Department of Revenue (DOR) is providing the **estimated** shared revenue amounts your local government will receive in 2025 under current state law for county and municipal aid, supplemental county and municipal aid, utility aid and the expenditure restraint incentive program. This does not include adjustments, shown on the July and November payment notices.

District	TOWN OF SPIDER LAKE	County	SAWYER	Co-muni code	57-028
-----------------	---------------------	---------------	--------	---------------------	--------

Estimate Information

For an explanation of each aid payment listed below, review the additional information in this notice.

2025 Original Estimate	
1. County and municipal aid	\$10,405.44
2. Utility aid	\$0.00
3. Supplemental county and municipal aid	\$39,115.26
4. Expenditure restraint incentive program	\$0.00
5. Total Estimated 2025 Payments (sum of Lines 1-4)	\$49,520.70

Payment Information

Your local government will receive two distributions in 2025 :

- July 28, 2025: 15% of Line 1, 2, and 3 and 100% of Line 4 (*shown above*)
- November 17, 2025: balance of your 2025 aid payments

County and Municipal Aid

Under state law, the county and municipal aid paid to each county and municipality must be equal to the amount determined in 2012 (sec. 79.036, Wis. Stats.) and adjusted for fallen protective services insurance reimbursement (sec. 79.036(4), Wis. Stats.).

County and Municipal Aid Calculation	
1. Prior year county and municipal aid	\$10,172.23
2. Increase due to sales tax revenue, including adjustments (<i>district changes</i>)	\$233.96
3. Fallen protective services insurance adjustment	-\$0.75
4. Fallen protective services insurance reimbursement (<i>reported to DOR</i>)	\$0.00
5. Total County and Municipal Aid (sum of Lines 1-4)	\$10,405.44

Utility Aid

- Under state law, utility aid is distributed to each county and municipality where tax-exempt utility property is located (sec. 79.04, Wis. Stats.)
- Utility companies report utility property information to DOR annually
- DOR uses the provided information to accurately calculate utility aid (*shown below*)

Utility Aid Calculation	
1. Net book value, <i>as of December 31, 2024 (including expected additions/retirements)</i>	\$0.00
2. Total net book value payment	\$0.00
3. Minimum payment	\$0.00
4. Megawatt capacity	0.0
5. Megawatt capacity payment	\$0.00
6. Closed/decommissioned production plant (phased down) payment	\$0.00
7. Subtotal (<i>sum of Lines 2, 3, 5 and 6</i>)	\$0.00
8. Population cap	\$209,525.00
9. Adjusted subtotal (<i>lesser of Line 7 or Line 8</i>)	\$0.00
10. Adjacent site incentive payment	\$0.00
11. Baseload incentive payment	\$0.00
12. Co-generation incentive payment	\$0.00
13. Alternative energy incentive payment	\$0.00
14. Total incentive payments (<i>sum of Lines 10 through 13</i>)	\$0.00
15. Spent nuclear fuel payment	\$0.00
16. Total Utility Aid – this is the utility aid payment listed on the front of the estimate (<i>sum of Lines 9, 14 and 15</i>)	\$0.00

Supplemental County and Municipal Aid

- Under state law, supplemental county and municipal aid paid to each county and municipality is determined by 2023 Wisconsin Act 12 (sec. 79.037, Wis. Stats.)
- For detailed information, review [county and municipal aid spreadsheet](#)

Supplemental County and Municipal Aid Calculation	
1. Prior year supplemental county and municipal aid	\$38,235.84
2. Increase due to sales tax revenue including adjustments (<i>district changes</i>)	\$879.42
3. Total Supplemental County and Municipal Aid (<i>sum of Lines 1 and 2</i>)	\$39,115.26

Expenditure Restraint Incentive Program

- Only municipalities are eligible to receive Expenditure Restraint Incentive Program (ERIP) payments
- Under state law, in 2025, each municipality will receive a payment that is equal to the amount of the payment received by the municipality in 2024 (sec. 79.05(4), Wis. Stats., from 2023 WI Act 12 – notwithstanding subs. (2) and (3))

Contact Information

If you have questions, contact us at lgs@wisconsin.gov, (608) 266-8618 or (608) 261-5167.



State of Wisconsin • DEPARTMENT OF REVENUE

DIVISION OF STATE AND LOCAL FINANCE • BUREAU OF LOCAL GOVERNMENT SERVICES • 2135 RIMROCK RD MADISON, WI 53713

Mailing Address:
PO Box 8971 #6-97
Madison WI 53708-8971
Fax: (608) 264-6887
lgs@wisconsin.gov

September 13, 2024

MICHELE MEYERS
TOWN OF WEIRGOR
PO BOX 2, 11039 W 3RD ST.
EXELAND WI 54835-0002

Notice of Shared Revenue – 2025 Original Estimate

Notice Information

The Wisconsin Department of Revenue (DOR) is providing the **estimated** shared revenue amounts your local government will receive in 2025 under current state law for county and municipal aid, supplemental county and municipal aid, utility aid and the expenditure restraint incentive program. This does not include adjustments, shown on the July and November payment notices.

District	TOWN OF WEIRGOR	County	SAWYER	Co-muni code	57-030
-----------------	-----------------	---------------	--------	---------------------	--------

Estimate Information

For an explanation of each aid payment listed below, review the additional information in this notice.

2025 Original Estimate	
1. County and municipal aid	\$25,115.40
2. Utility aid	\$33.92
3. Supplemental county and municipal aid	\$36,038.07
4. Expenditure restraint incentive program	\$0.00
5. Total Estimated 2025 Payments (sum of Lines 1-4)	\$61,187.39

Payment Information

Your local government will receive two distributions in 2025 :

- July 28, 2025: 15% of Line 1, 2, and 3 and 100% of Line 4 (*shown above*)
- November 17, 2025: balance of your 2025 aid payments

County and Municipal Aid

Under state law, the county and municipal aid paid to each county and municipality must be equal to the amount determined in 2012 (sec. 79.036, Wis. Stats.) and adjusted for fallen protective services insurance reimbursement (sec. 79.036(4), Wis. Stats.).

County and Municipal Aid Calculation	
1. Prior year county and municipal aid	\$24,552.50
2. Increase due to sales tax revenue, including adjustments (<i>district changes</i>)	\$564.71
3. Fallen protective services insurance adjustment	-\$1.81
4. Fallen protective services insurance reimbursement (<i>reported to DOR</i>)	\$0.00
5. Total County and Municipal Aid (sum of Lines 1-4)	\$25,115.40

Utility Aid

- Under state law, utility aid is distributed to each county and municipality where tax-exempt utility property is located (sec. 79.04, Wis. Stats.)
- Utility companies report utility property information to DOR annually
- DOR uses the provided information to accurately calculate utility aid (*shown below*)

Utility Aid Calculation	
1. Net book value, <i>as of December 31, 2024 (including expected additions/retirements)</i>	\$11,307.00
2. Total net book value payment	\$33.92
3. Minimum payment	\$0.00
4. Megawatt capacity	0.0
5. Megawatt capacity payment	\$0.00
6. Closed/decommissioned production plant (phased down) payment	\$0.00
7. Subtotal (<i>sum of Lines 2, 3, 5 and 6</i>)	\$33.92
8. Population cap	\$130,475.00
9. Adjusted subtotal (<i>lesser of Line 7 or Line 8</i>)	\$33.92
10. Adjacent site incentive payment	\$0.00
11. Baseload incentive payment	\$0.00
12. Co-generation incentive payment	\$0.00
13. Alternative energy incentive payment	\$0.00
14. Total incentive payments (<i>sum of Lines 10 through 13</i>)	\$0.00
15. Spent nuclear fuel payment	\$0.00
16. Total Utility Aid – this is the utility aid payment listed on the front of the estimate (<i>sum of Lines 9, 14 and 15</i>)	\$33.92

Supplemental County and Municipal Aid

- Under state law, supplemental county and municipal aid paid to each county and municipality is determined by 2023 Wisconsin Act 12 (sec. 79.037, Wis. Stats.)
- For detailed information, review [county and municipal aid spreadsheet](#)

Supplemental County and Municipal Aid Calculation	
1. Prior year supplemental county and municipal aid	\$35,227.83
2. Increase due to sales tax revenue including adjustments (<i>district changes</i>)	\$810.24
3. Total Supplemental County and Municipal Aid (<i>sum of Lines 1 and 2</i>)	\$36,038.07

Expenditure Restraint Incentive Program

- Only municipalities are eligible to receive Expenditure Restraint Incentive Program (ERIP) payments
- Under state law, in 2025, each municipality will receive a payment that is equal to the amount of the payment received by the municipality in 2024 (sec. 79.05(4), Wis. Stats., from 2023 WI Act 12 – notwithstanding subs. (2) and (3))

Contact Information

If you have questions, contact us at lgs@wisconsin.gov, (608) 266-8618 or (608) 261-5167.



State of Wisconsin • DEPARTMENT OF REVENUE

DIVISION OF STATE AND LOCAL FINANCE • BUREAU OF LOCAL GOVERNMENT SERVICES • 2135 RIMROCK RD MADISON, WI 53713

Mailing Address:
PO Box 8971 #6-97
Madison WI 53708-8971
Fax: (608) 264-6887
lgs@wisconsin.gov

September 13, 2024

JENNA PETIT
TOWN OF WINTER
PO BOX 129
WINTER WI 54896-0129

Notice of Shared Revenue – 2025 Original Estimate

Notice Information

The Wisconsin Department of Revenue (DOR) is providing the **estimated** shared revenue amounts your local government will receive in 2025 under current state law for county and municipal aid, supplemental county and municipal aid, utility aid and the expenditure restraint incentive program. This does not include adjustments, shown on the July and November payment notices.

District	TOWN OF WINTER	County	SAWYER	Co-muni code	57-032
-----------------	----------------	---------------	--------	---------------------	--------

Estimate Information

For an explanation of each aid payment listed below, review the additional information in this notice.

2025 Original Estimate	
1. County and municipal aid	\$19,223.82
2. Utility aid	\$4,459.60
3. Supplemental county and municipal aid	\$47,037.18
4. Expenditure restraint incentive program	\$0.00
5. Total Estimated 2025 Payments (sum of Lines 1-4)	\$70,720.60

Payment Information

Your local government will receive two distributions in 2025 :

- July 28, 2025: 15% of Line 1, 2, and 3 and 100% of Line 4 (*shown above*)
- November 17, 2025: balance of your 2025 aid payments

County and Municipal Aid

Under state law, the county and municipal aid paid to each county and municipality must be equal to the amount determined in 2012 (sec. 79.036, Wis. Stats.) and adjusted for fallen protective services insurance reimbursement (sec. 79.036(4), Wis. Stats.).

County and Municipal Aid Calculation	
1. Prior year county and municipal aid	\$18,792.97
2. Increase due to sales tax revenue, including adjustments (<i>district changes</i>)	\$432.24
3. Fallen protective services insurance adjustment	-\$1.39
4. Fallen protective services insurance reimbursement (<i>reported to DOR</i>)	\$0.00
5. Total County and Municipal Aid (sum of Lines 1-4)	\$19,223.82

Utility Aid

- Under state law, utility aid is distributed to each county and municipality where tax-exempt utility property is located (sec. 79.04, Wis. Stats.)
- Utility companies report utility property information to DOR annually
- DOR uses the provided information to accurately calculate utility aid (*shown below*)

Utility Aid Calculation	
1. Net book value, <i>as of December 31, 2024 (including expected additions/retirements)</i>	\$375,424.00
2. Total net book value payment	\$1,126.27
3. Minimum payment	\$0.00
4. Megawatt capacity	5.0
5. Megawatt capacity payment	\$3,333.33
6. Closed/decommissioned production plant (phased down) payment	\$0.00
7. Subtotal (<i>sum of Lines 2, 3, 5 and 6</i>)	\$4,459.60
8. Population cap	\$438,175.00
9. Adjusted subtotal (<i>lesser of Line 7 or Line 8</i>)	\$4,459.60
10. Adjacent site incentive payment	\$0.00
11. Baseload incentive payment	\$0.00
12. Co-generation incentive payment	\$0.00
13. Alternative energy incentive payment	\$0.00
14. Total incentive payments (<i>sum of Lines 10 through 13</i>)	\$0.00
15. Spent nuclear fuel payment	\$0.00
16. Total Utility Aid – this is the utility aid payment listed on the front of the estimate (<i>sum of Lines 9, 14 and 15</i>)	\$4,459.60

Supplemental County and Municipal Aid

- Under state law, supplemental county and municipal aid paid to each county and municipality is determined by 2023 Wisconsin Act 12 (sec. 79.037, Wis. Stats.)
- For detailed information, review [county and municipal aid spreadsheet](#)

Supplemental County and Municipal Aid Calculation	
1. Prior year supplemental county and municipal aid	\$45,979.65
2. Increase due to sales tax revenue including adjustments (<i>district changes</i>)	\$1,057.53
3. Total Supplemental County and Municipal Aid (<i>sum of Lines 1 and 2</i>)	\$47,037.18

Expenditure Restraint Incentive Program

- Only municipalities are eligible to receive Expenditure Restraint Incentive Program (ERIP) payments
- Under state law, in 2025, each municipality will receive a payment that is equal to the amount of the payment received by the municipality in 2024 (sec. 79.05(4), Wis. Stats., from 2023 WI Act 12 – notwithstanding subs. (2) and (3))

Contact Information

If you have questions, contact us at lgs@wisconsin.gov, (608) 266-8618 or (608) 261-5167.



State of Wisconsin • DEPARTMENT OF REVENUE

DIVISION OF STATE AND LOCAL FINANCE • BUREAU OF LOCAL GOVERNMENT SERVICES • 2135 RIMROCK RD MADISON, WI 53713

Mailing Address:
PO Box 8971 #6-97
Madison WI 53708-8971
Fax: (608) 264-6887
lgs@wisconsin.gov

September 13, 2024

MICHAEL SCHULTZ
VILLAGE OF COUDERAY
4477 N HOFFER RD. PO BOX 41
COUDERAY WI 54828-0041

Notice of Shared Revenue – 2025 Original Estimate

Notice Information

The Wisconsin Department of Revenue (DOR) is providing the **estimated** shared revenue amounts your local government will receive in 2025 under current state law for county and municipal aid, supplemental county and municipal aid, utility aid and the expenditure restraint incentive program. This does not include adjustments, shown on the July and November payment notices.

District	VILLAGE OF COUDERAY	County	SAWYER	Co-muni code	57-111
-----------------	---------------------	---------------	--------	---------------------	--------

Estimate Information

For an explanation of each aid payment listed below, review the additional information in this notice.

2025 Original Estimate	
1. County and municipal aid	\$41,453.87
2. Utility aid	\$0.00
3. Supplemental county and municipal aid	\$32,083.10
4. Expenditure restraint incentive program	\$0.00
5. Total Estimated 2025 Payments (sum of Lines 1-4)	\$73,536.97

Payment Information

Your local government will receive two distributions in 2025 :

- July 28, 2025: 15% of Line 1, 2, and 3 and 100% of Line 4 (*shown above*)
- November 17, 2025: balance of your 2025 aid payments

County and Municipal Aid

Under state law, the county and municipal aid paid to each county and municipality must be equal to the amount determined in 2012 (sec. 79.036, Wis. Stats.) and adjusted for fallen protective services insurance reimbursement (sec. 79.036(4), Wis. Stats.).

County and Municipal Aid Calculation	
1. Prior year county and municipal aid	\$40,524.79
2. Increase due to sales tax revenue, including adjustments (<i>district changes</i>)	\$932.07
3. Fallen protective services insurance adjustment	-\$2.99
4. Fallen protective services insurance reimbursement (<i>reported to DOR</i>)	\$0.00
5. Total County and Municipal Aid (sum of Lines 1-4)	\$41,453.87

Utility Aid

- Under state law, utility aid is distributed to each county and municipality where tax-exempt utility property is located (sec. 79.04, Wis. Stats.)
- Utility companies report utility property information to DOR annually
- DOR uses the provided information to accurately calculate utility aid (*shown below*)

Utility Aid Calculation	
1. Net book value, <i>as of December 31, 2024 (including expected additions/retirements)</i>	\$0.00
2. Total net book value payment	\$0.00
3. Minimum payment	\$0.00
4. Megawatt capacity	0.0
5. Megawatt capacity payment	\$0.00
6. Closed/decommissioned production plant (phased down) payment	\$0.00
7. Subtotal (<i>sum of Lines 2, 3, 5 and 6</i>)	\$0.00
8. Population cap	\$34,000.00
9. Adjusted subtotal (<i>lesser of Line 7 or Line 8</i>)	\$0.00
10. Adjacent site incentive payment	\$0.00
11. Baseload incentive payment	\$0.00
12. Co-generation incentive payment	\$0.00
13. Alternative energy incentive payment	\$0.00
14. Total incentive payments (<i>sum of Lines 10 through 13</i>)	\$0.00
15. Spent nuclear fuel payment	\$0.00
16. Total Utility Aid – this is the utility aid payment listed on the front of the estimate (<i>sum of Lines 9, 14 and 15</i>)	\$0.00

Supplemental County and Municipal Aid

- Under state law, supplemental county and municipal aid paid to each county and municipality is determined by 2023 Wisconsin Act 12 (sec. 79.037, Wis. Stats.)
- For detailed information, review [county and municipal aid spreadsheet](#)

Supplemental County and Municipal Aid Calculation	
1. Prior year supplemental county and municipal aid	\$31,361.78
2. Increase due to sales tax revenue including adjustments (<i>district changes</i>)	\$721.32
3. Total Supplemental County and Municipal Aid (<i>sum of Lines 1 and 2</i>)	\$32,083.10

Expenditure Restraint Incentive Program

- Only municipalities are eligible to receive Expenditure Restraint Incentive Program (ERIP) payments
- Under state law, in 2025, each municipality will receive a payment that is equal to the amount of the payment received by the municipality in 2024 (sec. 79.05(4), Wis. Stats., from 2023 WI Act 12 – notwithstanding subs. (2) and (3))

Contact Information

If you have questions, contact us at lgs@wisconsin.gov, (608) 266-8618 or (608) 261-5167.



State of Wisconsin • DEPARTMENT OF REVENUE

DIVISION OF STATE AND LOCAL FINANCE • BUREAU OF LOCAL GOVERNMENT SERVICES • 2135 RIMROCK RD MADISON, WI 53713

Mailing Address:
PO Box 8971 #6-97
Madison WI 53708-8971
Fax: (608) 264-6887
lgs@wisconsin.gov

September 13, 2024

DEBRA FETTING
VILLAGE OF EXELAND
PO BOX 163
EXELAND WI 54835-0163

Notice of Shared Revenue – 2025 Original Estimate

Notice Information

The Wisconsin Department of Revenue (DOR) is providing the **estimated** shared revenue amounts your local government will receive in 2025 under current state law for county and municipal aid, supplemental county and municipal aid, utility aid and the expenditure restraint incentive program. This does not include adjustments, shown on the July and November payment notices.

District	VILLAGE OF EXELAND	County	SAWYER	Co-muni code	57-121
-----------------	--------------------	---------------	--------	---------------------	--------

Estimate Information

For an explanation of each aid payment listed below, review the additional information in this notice.

2025 Original Estimate	
1. County and municipal aid	\$69,241.52
2. Utility aid	\$0.00
3. Supplemental county and municipal aid	\$34,628.17
4. Expenditure restraint incentive program	\$0.00
5. Total Estimated 2025 Payments (sum of Lines 1-4)	\$103,869.69

Payment Information

Your local government will receive two distributions in 2025 :

- July 28, 2025: 15% of Line 1, 2, and 3 and 100% of Line 4 (*shown above*)
- November 17, 2025: balance of your 2025 aid payments

County and Municipal Aid

Under state law, the county and municipal aid paid to each county and municipality must be equal to the amount determined in 2012 (sec. 79.036, Wis. Stats.) and adjusted for fallen protective services insurance reimbursement (sec. 79.036(4), Wis. Stats.).

County and Municipal Aid Calculation	
1. Prior year county and municipal aid	\$67,689.66
2. Increase due to sales tax revenue, including adjustments (<i>district changes</i>)	\$1,556.86
3. Fallen protective services insurance adjustment	-\$5.00
4. Fallen protective services insurance reimbursement (<i>reported to DOR</i>)	\$0.00
5. Total County and Municipal Aid (sum of Lines 1-4)	\$69,241.52

Utility Aid

- Under state law, utility aid is distributed to each county and municipality where tax-exempt utility property is located (sec. 79.04, Wis. Stats.)
- Utility companies report utility property information to DOR annually
- DOR uses the provided information to accurately calculate utility aid (*shown below*)

Utility Aid Calculation	
1. Net book value, <i>as of December 31, 2024 (including expected additions/retirements)</i>	\$0.00
2. Total net book value payment	\$0.00
3. Minimum payment	\$0.00
4. Megawatt capacity	0.0
5. Megawatt capacity payment	\$0.00
6. Closed/decommissioned production plant (phased down) payment	\$0.00
7. Subtotal (<i>sum of Lines 2, 3, 5 and 6</i>)	\$0.00
8. Population cap	\$95,200.00
9. Adjusted subtotal (<i>lesser of Line 7 or Line 8</i>)	\$0.00
10. Adjacent site incentive payment	\$0.00
11. Baseload incentive payment	\$0.00
12. Co-generation incentive payment	\$0.00
13. Alternative energy incentive payment	\$0.00
14. Total incentive payments (<i>sum of Lines 10 through 13</i>)	\$0.00
15. Spent nuclear fuel payment	\$0.00
16. Total Utility Aid – this is the utility aid payment listed on the front of the estimate (<i>sum of Lines 9, 14 and 15</i>)	\$0.00

Supplemental County and Municipal Aid

- Under state law, supplemental county and municipal aid paid to each county and municipality is determined by 2023 Wisconsin Act 12 (sec. 79.037, Wis. Stats.)
- For detailed information, review [county and municipal aid spreadsheet](#)

Supplemental County and Municipal Aid Calculation	
1. Prior year supplemental county and municipal aid	\$33,849.63
2. Increase due to sales tax revenue including adjustments (<i>district changes</i>)	\$778.54
3. Total Supplemental County and Municipal Aid (<i>sum of Lines 1 and 2</i>)	\$34,628.17

Expenditure Restraint Incentive Program

- Only municipalities are eligible to receive Expenditure Restraint Incentive Program (ERIP) payments
- Under state law, in 2025, each municipality will receive a payment that is equal to the amount of the payment received by the municipality in 2024 (sec. 79.05(4), Wis. Stats., from 2023 WI Act 12 – notwithstanding subs. (2) and (3))

Contact Information

If you have questions, contact us at lgs@wisconsin.gov, (608) 266-8618 or (608) 261-5167.



State of Wisconsin • DEPARTMENT OF REVENUE

DIVISION OF STATE AND LOCAL FINANCE • BUREAU OF LOCAL GOVERNMENT SERVICES • 2135 RIMROCK RD MADISON, WI 53713

Mailing Address:
PO Box 8971 #6-97
Madison WI 53708-8971
Fax: (608) 264-6887
lgs@wisconsin.gov

September 13, 2024

REBECCA MOSER
VILLAGE OF RADISSON
PO BOX 127
RADISSON WI 54867

Notice of Shared Revenue – 2025 Original Estimate

Notice Information

The Wisconsin Department of Revenue (DOR) is providing the **estimated** shared revenue amounts your local government will receive in 2025 under current state law for county and municipal aid, supplemental county and municipal aid, utility aid and the expenditure restraint incentive program. This does not include adjustments, shown on the July and November payment notices.

District	VILLAGE OF RADISSON	County	SAWYER	Co-muni code	57-176
-----------------	---------------------	---------------	--------	---------------------	--------

Estimate Information

For an explanation of each aid payment listed below, review the additional information in this notice.

2025 Original Estimate	
1. County and municipal aid	\$81,727.20
2. Utility aid	\$785.54
3. Supplemental county and municipal aid	\$35,384.71
4. Expenditure restraint incentive program	\$0.00
5. Total Estimated 2025 Payments (sum of Lines 1-4)	\$117,897.45

Payment Information

Your local government will receive two distributions in 2025 :

- July 28, 2025: 15% of Line 1, 2, and 3 and 100% of Line 4 (*shown above*)
- November 17, 2025: balance of your 2025 aid payments

County and Municipal Aid

Under state law, the county and municipal aid paid to each county and municipality must be equal to the amount determined in 2012 (sec. 79.036, Wis. Stats.) and adjusted for fallen protective services insurance reimbursement (sec. 79.036(4), Wis. Stats.).

County and Municipal Aid Calculation	
1. Prior year county and municipal aid	\$79,895.50
2. Increase due to sales tax revenue, including adjustments (<i>district changes</i>)	\$1,837.60
3. Fallen protective services insurance adjustment	-\$5.90
4. Fallen protective services insurance reimbursement (<i>reported to DOR</i>)	\$0.00
5. Total County and Municipal Aid (sum of Lines 1-4)	\$81,727.20

Utility Aid

- Under state law, utility aid is distributed to each county and municipality where tax-exempt utility property is located (sec. 79.04, Wis. Stats.)
- Utility companies report utility property information to DOR annually
- DOR uses the provided information to accurately calculate utility aid (*shown below*)

Utility Aid Calculation	
1. Net book value, as of December 31, 2024 (including expected additions/retirements)	\$130,923.00
2. Total net book value payment	\$785.54
3. Minimum payment	\$0.00
4. Megawatt capacity	0.0
5. Megawatt capacity payment	\$0.00
6. Closed/decommissioned production plant (phased down) payment	\$0.00
7. Subtotal (sum of Lines 2, 3, 5 and 6)	\$785.54
8. Population cap	\$115,175.00
9. Adjusted subtotal (lesser of Line 7 or Line 8)	\$785.54
10. Adjacent site incentive payment	\$0.00
11. Baseload incentive payment	\$0.00
12. Co-generation incentive payment	\$0.00
13. Alternative energy incentive payment	\$0.00
14. Total incentive payments (sum of Lines 10 through 13)	\$0.00
15. Spent nuclear fuel payment	\$0.00
16. Total Utility Aid – this is the utility aid payment listed on the front of the estimate (sum of Lines 9, 14 and 15)	\$785.54

Supplemental County and Municipal Aid

- Under state law, supplemental county and municipal aid paid to each county and municipality is determined by 2023 Wisconsin Act 12 (sec. 79.037, Wis. Stats.)
- For detailed information, review [county and municipal aid spreadsheet](#)

Supplemental County and Municipal Aid Calculation	
1. Prior year supplemental county and municipal aid	\$34,589.16
2. Increase due to sales tax revenue including adjustments (district changes)	\$795.55
3. Total Supplemental County and Municipal Aid (sum of Lines 1 and 2)	\$35,384.71

Expenditure Restraint Incentive Program

- Only municipalities are eligible to receive Expenditure Restraint Incentive Program (ERIP) payments
- Under state law, in 2025, each municipality will receive a payment that is equal to the amount of the payment received by the municipality in 2024 (sec. 79.05(4), Wis. Stats., from 2023 WI Act 12 – notwithstanding subs. (2) and (3))

Contact Information

If you have questions, contact us at lgs@wisconsin.gov, (608) 266-8618 or (608) 261-5167.



State of Wisconsin • DEPARTMENT OF REVENUE

DIVISION OF STATE AND LOCAL FINANCE • BUREAU OF LOCAL GOVERNMENT SERVICES • 2135 RIMROCK RD MADISON, WI 53713

Mailing Address:
PO Box 8971 #6-97
Madison WI 53708-8971
Fax: (608) 264-6887
lgs@wisconsin.gov

September 13, 2024

JUDITH SOBRALSKI
VILLAGE OF WINTER
PO BOX 277
WINTER WI 54896

Notice of Shared Revenue – 2025 Original Estimate

Notice Information

The Wisconsin Department of Revenue (DOR) is providing the **estimated** shared revenue amounts your local government will receive in 2025 under current state law for county and municipal aid, supplemental county and municipal aid, utility aid and the expenditure restraint incentive program. This does not include adjustments, shown on the July and November payment notices.

District	VILLAGE OF WINTER	County	SAWYER	Co-muni code	57-190
-----------------	-------------------	---------------	--------	---------------------	--------

Estimate Information

For an explanation of each aid payment listed below, review the additional information in this notice.

2025 Original Estimate	
1. County and municipal aid	\$130,261.27
2. Utility aid	\$116.27
3. Supplemental county and municipal aid	\$36,261.58
4. Expenditure restraint incentive program	\$0.00
5. Total Estimated 2025 Payments (sum of Lines 1-4)	\$166,639.12

Payment Information

Your local government will receive two distributions in 2025 :

- July 28, 2025: 15% of Line 1, 2, and 3 and 100% of Line 4 (*shown above*)
- November 17, 2025: balance of your 2025 aid payments

County and Municipal Aid

Under state law, the county and municipal aid paid to each county and municipality must be equal to the amount determined in 2012 (sec. 79.036, Wis. Stats.) and adjusted for fallen protective services insurance reimbursement (sec. 79.036(4), Wis. Stats.).

County and Municipal Aid Calculation	
1. Prior year county and municipal aid	\$127,341.82
2. Increase due to sales tax revenue, including adjustments (<i>district changes</i>)	\$2,928.86
3. Fallen protective services insurance adjustment	-\$9.41
4. Fallen protective services insurance reimbursement (<i>reported to DOR</i>)	\$0.00
5. Total County and Municipal Aid (sum of Lines 1-4)	\$130,261.27

Utility Aid

- Under state law, utility aid is distributed to each county and municipality where tax-exempt utility property is located (sec. 79.04, Wis. Stats.)
- Utility companies report utility property information to DOR annually
- DOR uses the provided information to accurately calculate utility aid (*shown below*)

Utility Aid Calculation	
1. Net book value, <i>as of December 31, 2024 (including expected additions/retirements)</i>	\$19,379.00
2. Total net book value payment	\$116.27
3. Minimum payment	\$0.00
4. Megawatt capacity	0.0
5. Megawatt capacity payment	\$0.00
6. Closed/decommissioned production plant (phased down) payment	\$0.00
7. Subtotal (<i>sum of Lines 2, 3, 5 and 6</i>)	\$116.27
8. Population cap	\$132,600.00
9. Adjusted subtotal (<i>lesser of Line 7 or Line 8</i>)	\$116.27
10. Adjacent site incentive payment	\$0.00
11. Baseload incentive payment	\$0.00
12. Co-generation incentive payment	\$0.00
13. Alternative energy incentive payment	\$0.00
14. Total incentive payments (<i>sum of Lines 10 through 13</i>)	\$0.00
15. Spent nuclear fuel payment	\$0.00
16. Total Utility Aid – this is the utility aid payment listed on the front of the estimate (<i>sum of Lines 9, 14 and 15</i>)	\$116.27

Supplemental County and Municipal Aid

- Under state law, supplemental county and municipal aid paid to each county and municipality is determined by 2023 Wisconsin Act 12 (sec. 79.037, Wis. Stats.)
- For detailed information, review [county and municipal aid spreadsheet](#)

Supplemental County and Municipal Aid Calculation	
1. Prior year supplemental county and municipal aid	\$35,446.31
2. Increase due to sales tax revenue including adjustments (<i>district changes</i>)	\$815.27
3. Total Supplemental County and Municipal Aid (<i>sum of Lines 1 and 2</i>)	\$36,261.58

Expenditure Restraint Incentive Program

- Only municipalities are eligible to receive Expenditure Restraint Incentive Program (ERIP) payments
- Under state law, in 2025, each municipality will receive a payment that is equal to the amount of the payment received by the municipality in 2024 (sec. 79.05(4), Wis. Stats., from 2023 WI Act 12 – notwithstanding subs. (2) and (3))

Contact Information

If you have questions, contact us at lgs@wisconsin.gov, (608) 266-8618 or (608) 261-5167.



State of Wisconsin • DEPARTMENT OF REVENUE

DIVISION OF STATE AND LOCAL FINANCE • BUREAU OF LOCAL GOVERNMENT SERVICES • 2135 RIMROCK RD MADISON, WI 53713

Mailing Address:
PO Box 8971 #6-97
Madison WI 53708-8971
Fax: (608) 264-6887
lgs@wisconsin.gov

September 13, 2024

LISA POPPE
CITY OF HAYWARD
PO BOX 969
HAYWARD WI 54843-0969

Notice of Shared Revenue – 2025 Original Estimate

Notice Information

The Wisconsin Department of Revenue (DOR) is providing the **estimated** shared revenue amounts your local government will receive in 2025 under current state law for county and municipal aid, supplemental county and municipal aid, utility aid and the expenditure restraint incentive program. This does not include adjustments, shown on the July and November payment notices.

District	CITY OF HAYWARD	County	SAWYER	Co-muni code	57-236
-----------------	-----------------	---------------	--------	---------------------	--------

Estimate Information

For an explanation of each aid payment listed below, review the additional information in this notice.

2025 Original Estimate	
1. County and municipal aid	\$77,377.33
2. Utility aid	\$73,886.57
3. Supplemental county and municipal aid	\$73,673.42
4. Expenditure restraint incentive program	\$3,474.01
5. Total Estimated 2025 Payments (sum of Lines 1-4)	\$228,411.33

Payment Information

Your local government will receive two distributions in 2025 :

- July 28, 2025: 15% of Line 1, 2, and 3 and 100% of Line 4 (*shown above*)
- November 17, 2025: balance of your 2025 aid payments

County and Municipal Aid

Under state law, the county and municipal aid paid to each county and municipality must be equal to the amount determined in 2012 (sec. 79.036, Wis. Stats.) and adjusted for fallen protective services insurance reimbursement (sec. 79.036(4), Wis. Stats.).

County and Municipal Aid Calculation	
1. Prior year county and municipal aid	\$75,643.13
2. Increase due to sales tax revenue, including adjustments (<i>district changes</i>)	\$1,739.79
3. Fallen protective services insurance adjustment	-\$5.59
4. Fallen protective services insurance reimbursement (<i>reported to DOR</i>)	\$0.00
5. Total County and Municipal Aid (sum of Lines 1-4)	\$77,377.33

Utility Aid

- Under state law, utility aid is distributed to each county and municipality where tax-exempt utility property is located (sec. 79.04, Wis. Stats.)
- Utility companies report utility property information to DOR annually
- DOR uses the provided information to accurately calculate utility aid (*shown below*)

Utility Aid Calculation	
1. Net book value, <i>as of December 31, 2024 (including expected additions/retirements)</i>	\$12,314,428.00
2. Total net book value payment	\$73,886.57
3. Minimum payment	\$0.00
4. Megawatt capacity	0.0
5. Megawatt capacity payment	\$0.00
6. Closed/decommissioned production plant (phased down) payment	\$0.00
7. Subtotal (<i>sum of Lines 2, 3, 5 and 6</i>)	\$73,886.57
8. Population cap	\$1,082,050.00
9. Adjusted subtotal (<i>lesser of Line 7 or Line 8</i>)	\$73,886.57
10. Adjacent site incentive payment	\$0.00
11. Baseload incentive payment	\$0.00
12. Co-generation incentive payment	\$0.00
13. Alternative energy incentive payment	\$0.00
14. Total incentive payments (<i>sum of Lines 10 through 13</i>)	\$0.00
15. Spent nuclear fuel payment	\$0.00
16. Total Utility Aid – this is the utility aid payment listed on the front of the estimate (<i>sum of Lines 9, 14 and 15</i>)	\$73,886.57

Supplemental County and Municipal Aid

- Under state law, supplemental county and municipal aid paid to each county and municipality is determined by 2023 Wisconsin Act 12 (sec. 79.037, Wis. Stats.)
- For detailed information, review [county and municipal aid spreadsheet](#)

Supplemental County and Municipal Aid Calculation	
1. Prior year supplemental county and municipal aid	\$72,017.03
2. Increase due to sales tax revenue including adjustments (<i>district changes</i>)	\$1,656.39
3. Total Supplemental County and Municipal Aid (<i>sum of Lines 1 and 2</i>)	\$73,673.42

Expenditure Restraint Incentive Program

- Only municipalities are eligible to receive Expenditure Restraint Incentive Program (ERIP) payments
- Under state law, in 2025, each municipality will receive a payment that is equal to the amount of the payment received by the municipality in 2024 (sec. 79.05(4), Wis. Stats., from 2023 WI Act 12 – notwithstanding subs. (2) and (3))

Contact Information

If you have questions, contact us at lgs@wisconsin.gov, (608) 266-8618 or (608) 261-5167.



State of Wisconsin • DEPARTMENT OF REVENUE

DIVISION OF STATE AND LOCAL FINANCE • BUREAU OF LOCAL GOVERNMENT SERVICES • 2135 RIMROCK RD MADISON, WI 53713

Mailing Address:
PO Box 8971 #6-97
Madison WI 53708-8971
Fax: (608) 264-6887
lgs@wisconsin.gov

September 13, 2024

LYNN FITCH
COUNTY OF SAWYER
10610 MAIN ST STE 10
HAYWARD WI 54843-6584

Notice of Shared Revenue – 2025 Original Estimate

Notice Information

The Wisconsin Department of Revenue (DOR) is providing the **estimated** shared revenue amounts your local government will receive in 2025 under current state law for county and municipal aid, supplemental county and municipal aid, utility aid and the expenditure restraint incentive program. This does not include adjustments, shown on the July and November payment notices.

District	COUNTY OF SAWYER	County	SAWYER	Co-muni code	57-999
-----------------	------------------	---------------	--------	---------------------	--------

Estimate Information

For an explanation of each aid payment listed below, review the additional information in this notice.

2025 Original Estimate	
1. County and municipal aid	\$25,956.17
2. Utility aid	\$242,211.65
3. Supplemental county and municipal aid	\$296,031.94
4. Expenditure restraint incentive program	\$0.00
5. Total Estimated 2025 Payments (sum of Lines 1-4)	\$564,199.76

Payment Information

Your local government will receive two distributions in 2025 :

- July 28, 2025: 15% of Line 1, 2, and 3 and 100% of Line 4 (*shown above*)
- November 17, 2025: balance of your 2025 aid payments

County and Municipal Aid

Under state law, the county and municipal aid paid to each county and municipality must be equal to the amount determined in 2012 (sec. 79.036, Wis. Stats.) and adjusted for fallen protective services insurance reimbursement (sec. 79.036(4), Wis. Stats.).

County and Municipal Aid Calculation	
1. Prior year county and municipal aid	\$25,374.44
2. Increase due to sales tax revenue, including adjustments (<i>district changes</i>)	\$583.61
3. Fallen protective services insurance adjustment	-\$1.88
4. Fallen protective services insurance reimbursement (<i>reported to DOR</i>)	\$0.00
5. Total County and Municipal Aid (sum of Lines 1-4)	\$25,956.17

Utility Aid

- Under state law, utility aid is distributed to each county and municipality where tax-exempt utility property is located (sec. 79.04, Wis. Stats.)
- Utility companies report utility property information to DOR annually
- DOR uses the provided information to accurately calculate utility aid (*shown below*)

Utility Aid Calculation	
1. Net book value, <i>as of December 31, 2024 (including expected additions/retirements)</i>	\$45,489,862.00
2. Total net book value payment	\$235,544.98
3. Minimum payment	\$0.00
4. Megawatt capacity	5.0
5. Megawatt capacity payment	\$6,666.67
6. Closed/decommissioned production plant (phased down) payment	\$0.00
7. Subtotal (<i>sum of Lines 2, 3, 5 and 6</i>)	\$242,211.65
8. Population cap	\$2,302,250.00
9. Adjusted subtotal (<i>lesser of Line 7 or Line 8</i>)	\$242,211.65
10. Adjacent site incentive payment	\$0.00
11. Baseload incentive payment	\$0.00
12. Co-generation incentive payment	\$0.00
13. Alternative energy incentive payment	\$0.00
14. Total incentive payments (<i>sum of Lines 10 through 13</i>)	\$0.00
15. Spent nuclear fuel payment	\$0.00
16. Total Utility Aid – this is the utility aid payment listed on the front of the estimate (<i>sum of Lines 9, 14 and 15</i>)	\$242,211.65

Supplemental County and Municipal Aid

- Under state law, supplemental county and municipal aid paid to each county and municipality is determined by 2023 Wisconsin Act 12 (sec. 79.037, Wis. Stats.)
- For detailed information, review [county and municipal aid spreadsheet](#)

Supplemental County and Municipal Aid Calculation	
1. Prior year supplemental county and municipal aid	\$289,376.29
2. Increase due to sales tax revenue including adjustments (<i>district changes</i>)	\$6,655.65
3. Total Supplemental County and Municipal Aid (<i>sum of Lines 1 and 2</i>)	\$296,031.94

Expenditure Restraint Incentive Program

- Only municipalities are eligible to receive Expenditure Restraint Incentive Program (ERIP) payments
- Under state law, in 2025, each municipality will receive a payment that is equal to the amount of the payment received by the municipality in 2024 (sec. 79.05(4), Wis. Stats., from 2023 WI Act 12 – notwithstanding subs. (2) and (3))

Contact Information

If you have questions, contact us at lgs@wisconsin.gov, (608) 266-8618 or (608) 261-5167.



State of Wisconsin • DEPARTMENT OF REVENUE

DIVISION OF STATE AND LOCAL FINANCE • BUREAU OF LOCAL GOVERNMENT SERVICES • 2135 RIMROCK RD MADISON, WI 53713

Mailing Address:
PO Box 8971 #6-97
Madison WI 53708-8971
Fax: (608) 264-6887
lgs@wisconsin.gov

September 13, 2024

HEATHER MATSCHE
TOWN OF ALMON
W16550 COUNTY RD N
BIRNAMWOOD WI 54414

Notice of Shared Revenue – 2025 Original Estimate

Notice Information

The Wisconsin Department of Revenue (DOR) is providing the **estimated** shared revenue amounts your local government will receive in 2025 under current state law for county and municipal aid, supplemental county and municipal aid, utility aid and the expenditure restraint incentive program. This does not include adjustments, shown on the July and November payment notices.

District	TOWN OF ALMON	County	SHAWANO	Co-muni code	58-002
-----------------	---------------	---------------	---------	---------------------	--------

Estimate Information

For an explanation of each aid payment listed below, review the additional information in this notice.

2025 Original Estimate	
1. County and municipal aid	\$28,019.77
2. Utility aid	\$11,507.15
3. Supplemental county and municipal aid	\$40,593.46
4. Expenditure restraint incentive program	\$0.00
5. Total Estimated 2025 Payments (sum of Lines 1-4)	\$80,120.38

Payment Information

Your local government will receive two distributions in 2025 :

- July 28, 2025: 15% of Line 1, 2, and 3 and 100% of Line 4 (*shown above*)
- November 17, 2025: balance of your 2025 aid payments

County and Municipal Aid

Under state law, the county and municipal aid paid to each county and municipality must be equal to the amount determined in 2012 (sec. 79.036, Wis. Stats.) and adjusted for fallen protective services insurance reimbursement (sec. 79.036(4), Wis. Stats.).

County and Municipal Aid Calculation	
1. Prior year county and municipal aid	\$27,391.78
2. Increase due to sales tax revenue, including adjustments (<i>district changes</i>)	\$630.01
3. Fallen protective services insurance adjustment	-\$2.02
4. Fallen protective services insurance reimbursement (<i>reported to DOR</i>)	\$0.00
5. Total County and Municipal Aid (sum of Lines 1-4)	\$28,019.77

Utility Aid

- Under state law, utility aid is distributed to each county and municipality where tax-exempt utility property is located (sec. 79.04, Wis. Stats.)
- Utility companies report utility property information to DOR annually
- DOR uses the provided information to accurately calculate utility aid (*shown below*)

Utility Aid Calculation	
1. Net book value, <i>as of December 31, 2024 (including expected additions/retirements)</i>	\$3,835,718.00
2. Total net book value payment	\$11,507.15
3. Minimum payment	\$0.00
4. Megawatt capacity	0.0
5. Megawatt capacity payment	\$0.00
6. Closed/decommissioned production plant (phased down) payment	\$0.00
7. Subtotal (<i>sum of Lines 2, 3, 5 and 6</i>)	\$11,507.15
8. Population cap	\$243,100.00
9. Adjusted subtotal (<i>lesser of Line 7 or Line 8</i>)	\$11,507.15
10. Adjacent site incentive payment	\$0.00
11. Baseload incentive payment	\$0.00
12. Co-generation incentive payment	\$0.00
13. Alternative energy incentive payment	\$0.00
14. Total incentive payments (<i>sum of Lines 10 through 13</i>)	\$0.00
15. Spent nuclear fuel payment	\$0.00
16. Total Utility Aid – this is the utility aid payment listed on the front of the estimate (<i>sum of Lines 9, 14 and 15</i>)	\$11,507.15

Supplemental County and Municipal Aid

- Under state law, supplemental county and municipal aid paid to each county and municipality is determined by 2023 Wisconsin Act 12 (sec. 79.037, Wis. Stats.)
- For detailed information, review [county and municipal aid spreadsheet](#)

Supplemental County and Municipal Aid Calculation	
1. Prior year supplemental county and municipal aid	\$39,680.80
2. Increase due to sales tax revenue including adjustments (<i>district changes</i>)	\$912.66
3. Total Supplemental County and Municipal Aid (<i>sum of Lines 1 and 2</i>)	\$40,593.46

Expenditure Restraint Incentive Program

- Only municipalities are eligible to receive Expenditure Restraint Incentive Program (ERIP) payments
- Under state law, in 2025, each municipality will receive a payment that is equal to the amount of the payment received by the municipality in 2024 (sec. 79.05(4), Wis. Stats., from 2023 WI Act 12 – notwithstanding subs. (2) and (3))

Contact Information

If you have questions, contact us at lgs@wisconsin.gov, (608) 266-8618 or (608) 261-5167.



State of Wisconsin • DEPARTMENT OF REVENUE

DIVISION OF STATE AND LOCAL FINANCE • BUREAU OF LOCAL GOVERNMENT SERVICES • 2135 RIMROCK RD MADISON, WI 53713

Mailing Address:
PO Box 8971 #6-97
Madison WI 53708-8971
Fax: (608) 264-6887
lgs@wisconsin.gov

September 13, 2024

CONNIE PRZYBYLSKI
TOWN OF ANGELICA
W1583 COUNTY RD C
PULASKI WI 54162

Notice of Shared Revenue – 2025 Original Estimate

Notice Information

The Wisconsin Department of Revenue (DOR) is providing the **estimated** shared revenue amounts your local government will receive in 2025 under current state law for county and municipal aid, supplemental county and municipal aid, utility aid and the expenditure restraint incentive program. This does not include adjustments, shown on the July and November payment notices.

District	TOWN OF ANGELICA	County	SHAWANO	Co-muni code	58-004
-----------------	------------------	---------------	---------	---------------------	--------

Estimate Information

For an explanation of each aid payment listed below, review the additional information in this notice.

2025 Original Estimate	
1. County and municipal aid	\$57,933.83
2. Utility aid	\$1,651.63
3. Supplemental county and municipal aid	\$62,301.01
4. Expenditure restraint incentive program	\$0.00
5. Total Estimated 2025 Payments (sum of Lines 1-4)	\$121,886.47

Payment Information

Your local government will receive two distributions in 2025 :

- July 28, 2025: 15% of Line 1, 2, and 3 and 100% of Line 4 (*shown above*)
- November 17, 2025: balance of your 2025 aid payments

County and Municipal Aid

Under state law, the county and municipal aid paid to each county and municipality must be equal to the amount determined in 2012 (sec. 79.036, Wis. Stats.) and adjusted for fallen protective services insurance reimbursement (sec. 79.036(4), Wis. Stats.).

County and Municipal Aid Calculation	
1. Prior year county and municipal aid	\$56,635.41
2. Increase due to sales tax revenue, including adjustments (<i>district changes</i>)	\$1,302.61
3. Fallen protective services insurance adjustment	-\$4.19
4. Fallen protective services insurance reimbursement (<i>reported to DOR</i>)	\$0.00
5. Total County and Municipal Aid (sum of Lines 1-4)	\$57,933.83

Utility Aid

- Under state law, utility aid is distributed to each county and municipality where tax-exempt utility property is located (sec. 79.04, Wis. Stats.)
- Utility companies report utility property information to DOR annually
- DOR uses the provided information to accurately calculate utility aid (*shown below*)

Utility Aid Calculation	
1. Net book value, <i>as of December 31, 2024 (including expected additions/retirements)</i>	\$550,542.00
2. Total net book value payment	\$1,651.63
3. Minimum payment	\$0.00
4. Megawatt capacity	0.0
5. Megawatt capacity payment	\$0.00
6. Closed/decommissioned production plant (phased down) payment	\$0.00
7. Subtotal (<i>sum of Lines 2, 3, 5 and 6</i>)	\$1,651.63
8. Population cap	\$798,150.00
9. Adjusted subtotal (<i>lesser of Line 7 or Line 8</i>)	\$1,651.63
10. Adjacent site incentive payment	\$0.00
11. Baseload incentive payment	\$0.00
12. Co-generation incentive payment	\$0.00
13. Alternative energy incentive payment	\$0.00
14. Total incentive payments (<i>sum of Lines 10 through 13</i>)	\$0.00
15. Spent nuclear fuel payment	\$0.00
16. Total Utility Aid – this is the utility aid payment listed on the front of the estimate (<i>sum of Lines 9, 14 and 15</i>)	\$1,651.63

Supplemental County and Municipal Aid

- Under state law, supplemental county and municipal aid paid to each county and municipality is determined by 2023 Wisconsin Act 12 (sec. 79.037, Wis. Stats.)
- For detailed information, review [county and municipal aid spreadsheet](#)

Supplemental County and Municipal Aid Calculation	
1. Prior year supplemental county and municipal aid	\$60,900.30
2. Increase due to sales tax revenue including adjustments (<i>district changes</i>)	\$1,400.71
3. Total Supplemental County and Municipal Aid (<i>sum of Lines 1 and 2</i>)	\$62,301.01

Expenditure Restraint Incentive Program

- Only municipalities are eligible to receive Expenditure Restraint Incentive Program (ERIP) payments
- Under state law, in 2025, each municipality will receive a payment that is equal to the amount of the payment received by the municipality in 2024 (sec. 79.05(4), Wis. Stats., from 2023 WI Act 12 – notwithstanding subs. (2) and (3))

Contact Information

If you have questions, contact us at lgs@wisconsin.gov, (608) 266-8618 or (608) 261-5167.



State of Wisconsin • DEPARTMENT OF REVENUE

DIVISION OF STATE AND LOCAL FINANCE • BUREAU OF LOCAL GOVERNMENT SERVICES • 2135 RIMROCK RD MADISON, WI 53713

Mailing Address:
PO Box 8971 #6-97
Madison WI 53708-8971
Fax: (608) 264-6887
lgs@wisconsin.gov

September 13, 2024

TAMMY RESCH
TOWN OF ANIWA
PO BOX 52
BIRNAMWOOD WI 54414

Notice of Shared Revenue – 2025 Original Estimate

Notice Information

The Wisconsin Department of Revenue (DOR) is providing the **estimated** shared revenue amounts your local government will receive in 2025 under current state law for county and municipal aid, supplemental county and municipal aid, utility aid and the expenditure restraint incentive program. This does not include adjustments, shown on the July and November payment notices.

District	TOWN OF ANIWA	County	SHAWANO	Co-muni code	58-006
-----------------	---------------	---------------	---------	---------------------	--------

Estimate Information

For an explanation of each aid payment listed below, review the additional information in this notice.

2025 Original Estimate	
1. County and municipal aid	\$45,366.76
2. Utility aid	\$0.00
3. Supplemental county and municipal aid	\$39,579.37
4. Expenditure restraint incentive program	\$0.00
5. Total Estimated 2025 Payments (sum of Lines 1-4)	\$84,946.13

Payment Information

Your local government will receive two distributions in 2025 :

- July 28, 2025: 15% of Line 1, 2, and 3 and 100% of Line 4 (*shown above*)
- November 17, 2025: balance of your 2025 aid payments

County and Municipal Aid

Under state law, the county and municipal aid paid to each county and municipality must be equal to the amount determined in 2012 (sec. 79.036, Wis. Stats.) and adjusted for fallen protective services insurance reimbursement (sec. 79.036(4), Wis. Stats.).

County and Municipal Aid Calculation	
1. Prior year county and municipal aid	\$44,349.99
2. Increase due to sales tax revenue, including adjustments (<i>district changes</i>)	\$1,020.05
3. Fallen protective services insurance adjustment	-\$3.28
4. Fallen protective services insurance reimbursement (<i>reported to DOR</i>)	\$0.00
5. Total County and Municipal Aid (sum of Lines 1-4)	\$45,366.76

Utility Aid

- Under state law, utility aid is distributed to each county and municipality where tax-exempt utility property is located (sec. 79.04, Wis. Stats.)
- Utility companies report utility property information to DOR annually
- DOR uses the provided information to accurately calculate utility aid (*shown below*)

Utility Aid Calculation	
1. Net book value, <i>as of December 31, 2024 (including expected additions/retirements)</i>	\$0.00
2. Total net book value payment	\$0.00
3. Minimum payment	\$0.00
4. Megawatt capacity	0.0
5. Megawatt capacity payment	\$0.00
6. Closed/decommissioned production plant (phased down) payment	\$0.00
7. Subtotal (<i>sum of Lines 2, 3, 5 and 6</i>)	\$0.00
8. Population cap	\$215,900.00
9. Adjusted subtotal (<i>lesser of Line 7 or Line 8</i>)	\$0.00
10. Adjacent site incentive payment	\$0.00
11. Baseload incentive payment	\$0.00
12. Co-generation incentive payment	\$0.00
13. Alternative energy incentive payment	\$0.00
14. Total incentive payments (<i>sum of Lines 10 through 13</i>)	\$0.00
15. Spent nuclear fuel payment	\$0.00
16. Total Utility Aid – this is the utility aid payment listed on the front of the estimate (<i>sum of Lines 9, 14 and 15</i>)	\$0.00

Supplemental County and Municipal Aid

- Under state law, supplemental county and municipal aid paid to each county and municipality is determined by 2023 Wisconsin Act 12 (sec. 79.037, Wis. Stats.)
- For detailed information, review [county and municipal aid spreadsheet](#)

Supplemental County and Municipal Aid Calculation	
1. Prior year supplemental county and municipal aid	\$38,689.51
2. Increase due to sales tax revenue including adjustments (<i>district changes</i>)	\$889.86
3. Total Supplemental County and Municipal Aid (<i>sum of Lines 1 and 2</i>)	\$39,579.37

Expenditure Restraint Incentive Program

- Only municipalities are eligible to receive Expenditure Restraint Incentive Program (ERIP) payments
- Under state law, in 2025, each municipality will receive a payment that is equal to the amount of the payment received by the municipality in 2024 (sec. 79.05(4), Wis. Stats., from 2023 WI Act 12 – notwithstanding subs. (2) and (3))

Contact Information

If you have questions, contact us at lgs@wisconsin.gov, (608) 266-8618 or (608) 261-5167.



State of Wisconsin • DEPARTMENT OF REVENUE

DIVISION OF STATE AND LOCAL FINANCE • BUREAU OF LOCAL GOVERNMENT SERVICES • 2135 RIMROCK RD MADISON, WI 53713

Mailing Address:
PO Box 8971 #6-97
Madison WI 53708-8971
Fax: (608) 264-6887
lgs@wisconsin.gov

September 13, 2024

BETH GROSSKOPF
TOWN OF BARTELME
N7525 MAPLE ROAD
BOWLER WI 54416-9721

Notice of Shared Revenue – 2025 Original Estimate

Notice Information

The Wisconsin Department of Revenue (DOR) is providing the **estimated** shared revenue amounts your local government will receive in 2025 under current state law for county and municipal aid, supplemental county and municipal aid, utility aid and the expenditure restraint incentive program. This does not include adjustments, shown on the July and November payment notices.

District	TOWN OF BARTELME	County	SHAWANO	Co-muni code	58-008
-----------------	------------------	---------------	---------	---------------------	--------

Estimate Information

For an explanation of each aid payment listed below, review the additional information in this notice.

2025 Original Estimate	
1. County and municipal aid	\$58,654.34
2. Utility aid	\$0.00
3. Supplemental county and municipal aid	\$44,597.51
4. Expenditure restraint incentive program	\$0.00
5. Total Estimated 2025 Payments (sum of Lines 1-4)	\$103,251.85

Payment Information

Your local government will receive two distributions in 2025 :

- July 28, 2025: 15% of Line 1, 2, and 3 and 100% of Line 4 (*shown above*)
- November 17, 2025: balance of your 2025 aid payments

County and Municipal Aid

Under state law, the county and municipal aid paid to each county and municipality must be equal to the amount determined in 2012 (sec. 79.036, Wis. Stats.) and adjusted for fallen protective services insurance reimbursement (sec. 79.036(4), Wis. Stats.).

County and Municipal Aid Calculation	
1. Prior year county and municipal aid	\$57,339.77
2. Increase due to sales tax revenue, including adjustments (<i>district changes</i>)	\$1,318.81
3. Fallen protective services insurance adjustment	-\$4.24
4. Fallen protective services insurance reimbursement (<i>reported to DOR</i>)	\$0.00
5. Total County and Municipal Aid (sum of Lines 1-4)	\$58,654.34

Utility Aid

- Under state law, utility aid is distributed to each county and municipality where tax-exempt utility property is located (sec. 79.04, Wis. Stats.)
- Utility companies report utility property information to DOR annually
- DOR uses the provided information to accurately calculate utility aid (*shown below*)

Utility Aid Calculation	
1. Net book value, <i>as of December 31, 2024 (including expected additions/retirements)</i>	\$0.00
2. Total net book value payment	\$0.00
3. Minimum payment	\$0.00
4. Megawatt capacity	0.0
5. Megawatt capacity payment	\$0.00
6. Closed/decommissioned production plant (phased down) payment	\$0.00
7. Subtotal (<i>sum of Lines 2, 3, 5 and 6</i>)	\$0.00
8. Population cap	\$342,125.00
9. Adjusted subtotal (<i>lesser of Line 7 or Line 8</i>)	\$0.00
10. Adjacent site incentive payment	\$0.00
11. Baseload incentive payment	\$0.00
12. Co-generation incentive payment	\$0.00
13. Alternative energy incentive payment	\$0.00
14. Total incentive payments (<i>sum of Lines 10 through 13</i>)	\$0.00
15. Spent nuclear fuel payment	\$0.00
16. Total Utility Aid – this is the utility aid payment listed on the front of the estimate (<i>sum of Lines 9, 14 and 15</i>)	\$0.00

Supplemental County and Municipal Aid

- Under state law, supplemental county and municipal aid paid to each county and municipality is determined by 2023 Wisconsin Act 12 (sec. 79.037, Wis. Stats.)
- For detailed information, review [county and municipal aid spreadsheet](#)

Supplemental County and Municipal Aid Calculation	
1. Prior year supplemental county and municipal aid	\$43,594.83
2. Increase due to sales tax revenue including adjustments (<i>district changes</i>)	\$1,002.68
3. Total Supplemental County and Municipal Aid (<i>sum of Lines 1 and 2</i>)	\$44,597.51

Expenditure Restraint Incentive Program

- Only municipalities are eligible to receive Expenditure Restraint Incentive Program (ERIP) payments
- Under state law, in 2025, each municipality will receive a payment that is equal to the amount of the payment received by the municipality in 2024 (sec. 79.05(4), Wis. Stats., from 2023 WI Act 12 – notwithstanding subs. (2) and (3))

Contact Information

If you have questions, contact us at lgs@wisconsin.gov, (608) 266-8618 or (608) 261-5167.



State of Wisconsin • DEPARTMENT OF REVENUE

DIVISION OF STATE AND LOCAL FINANCE • BUREAU OF LOCAL GOVERNMENT SERVICES • 2135 RIMROCK RD MADISON, WI 53713

Mailing Address:
PO Box 8971 #6-97
Madison WI 53708-8971
Fax: (608) 264-6887
lgs@wisconsin.gov

September 13, 2024

KRISTINE VOMASTIC
TOWN OF BELLE PLAINE
N3002 STATE HWY 22
CLINTONVILLE WI 54929

Notice of Shared Revenue – 2025 Original Estimate

Notice Information

The Wisconsin Department of Revenue (DOR) is providing the **estimated** shared revenue amounts your local government will receive in 2025 under current state law for county and municipal aid, supplemental county and municipal aid, utility aid and the expenditure restraint incentive program. This does not include adjustments, shown on the July and November payment notices.

District	TOWN OF BELLE PLAINE	County	SHAWANO	Co-muni code	58-010
-----------------	----------------------	---------------	---------	---------------------	--------

Estimate Information

For an explanation of each aid payment listed below, review the additional information in this notice.

2025 Original Estimate	
1. County and municipal aid	\$35,489.47
2. Utility aid	\$45,311.62
3. Supplemental county and municipal aid	\$60,979.62
4. Expenditure restraint incentive program	\$0.00
5. Total Estimated 2025 Payments (sum of Lines 1-4)	\$141,780.71

Payment Information

Your local government will receive two distributions in 2025 :

- July 28, 2025: 15% of Line 1, 2, and 3 and 100% of Line 4 (*shown above*)
- November 17, 2025: balance of your 2025 aid payments

County and Municipal Aid

Under state law, the county and municipal aid paid to each county and municipality must be equal to the amount determined in 2012 (sec. 79.036, Wis. Stats.) and adjusted for fallen protective services insurance reimbursement (sec. 79.036(4), Wis. Stats.).

County and Municipal Aid Calculation	
1. Prior year county and municipal aid	\$34,694.07
2. Increase due to sales tax revenue, including adjustments (<i>district changes</i>)	\$797.96
3. Fallen protective services insurance adjustment	-\$2.56
4. Fallen protective services insurance reimbursement (<i>reported to DOR</i>)	\$0.00
5. Total County and Municipal Aid (sum of Lines 1-4)	\$35,489.47

Utility Aid

- Under state law, utility aid is distributed to each county and municipality where tax-exempt utility property is located (sec. 79.04, Wis. Stats.)
- Utility companies report utility property information to DOR annually
- DOR uses the provided information to accurately calculate utility aid (*shown below*)

Utility Aid Calculation	
1. Net book value, <i>as of December 31, 2024 (including expected additions/retirements)</i>	\$15,103,874.00
2. Total net book value payment	\$45,311.62
3. Minimum payment	\$0.00
4. Megawatt capacity	0.0
5. Megawatt capacity payment	\$0.00
6. Closed/decommissioned production plant (phased down) payment	\$0.00
7. Subtotal (<i>sum of Lines 2, 3, 5 and 6</i>)	\$45,311.62
8. Population cap	\$739,925.00
9. Adjusted subtotal (<i>lesser of Line 7 or Line 8</i>)	\$45,311.62
10. Adjacent site incentive payment	\$0.00
11. Baseload incentive payment	\$0.00
12. Co-generation incentive payment	\$0.00
13. Alternative energy incentive payment	\$0.00
14. Total incentive payments (<i>sum of Lines 10 through 13</i>)	\$0.00
15. Spent nuclear fuel payment	\$0.00
16. Total Utility Aid – this is the utility aid payment listed on the front of the estimate (<i>sum of Lines 9, 14 and 15</i>)	\$45,311.62

Supplemental County and Municipal Aid

- Under state law, supplemental county and municipal aid paid to each county and municipality is determined by 2023 Wisconsin Act 12 (sec. 79.037, Wis. Stats.)
- For detailed information, review [county and municipal aid spreadsheet](#)

Supplemental County and Municipal Aid Calculation	
1. Prior year supplemental county and municipal aid	\$59,608.62
2. Increase due to sales tax revenue including adjustments (<i>district changes</i>)	\$1,371.00
3. Total Supplemental County and Municipal Aid (<i>sum of Lines 1 and 2</i>)	\$60,979.62

Expenditure Restraint Incentive Program

- Only municipalities are eligible to receive Expenditure Restraint Incentive Program (ERIP) payments
- Under state law, in 2025, each municipality will receive a payment that is equal to the amount of the payment received by the municipality in 2024 (sec. 79.05(4), Wis. Stats., from 2023 WI Act 12 – notwithstanding subs. (2) and (3))

Contact Information

If you have questions, contact us at lgs@wisconsin.gov, (608) 266-8618 or (608) 261-5167.



State of Wisconsin • DEPARTMENT OF REVENUE

DIVISION OF STATE AND LOCAL FINANCE • BUREAU OF LOCAL GOVERNMENT SERVICES • 2135 RIMROCK RD MADISON, WI 53713

Mailing Address:
PO Box 8971 #6-97
Madison WI 53708-8971
Fax: (608) 264-6887
lgs@wisconsin.gov

September 13, 2024

DENNIS KNAAK
TOWN OF BIRNAMWOOD
W17874 COUNTY RD N
BIRNAMWOOD WI 54414

Notice of Shared Revenue – 2025 Original Estimate

Notice Information

The Wisconsin Department of Revenue (DOR) is providing the **estimated** shared revenue amounts your local government will receive in 2025 under current state law for county and municipal aid, supplemental county and municipal aid, utility aid and the expenditure restraint incentive program. This does not include adjustments, shown on the July and November payment notices.

District	TOWN OF BIRNAMWOOD	County	SHAWANO	Co-muni code	58-012
-----------------	--------------------	---------------	---------	---------------------	--------

Estimate Information

For an explanation of each aid payment listed below, review the additional information in this notice.

2025 Original Estimate	
1. County and municipal aid	\$48,964.19
2. Utility aid	\$0.00
3. Supplemental county and municipal aid	\$42,569.85
4. Expenditure restraint incentive program	\$0.00
5. Total Estimated 2025 Payments (sum of Lines 1-4)	\$91,534.04

Payment Information

Your local government will receive two distributions in 2025 :

- July 28, 2025: 15% of Line 1, 2, and 3 and 100% of Line 4 (*shown above*)
- November 17, 2025: balance of your 2025 aid payments

County and Municipal Aid

Under state law, the county and municipal aid paid to each county and municipality must be equal to the amount determined in 2012 (sec. 79.036, Wis. Stats.) and adjusted for fallen protective services insurance reimbursement (sec. 79.036(4), Wis. Stats.).

County and Municipal Aid Calculation	
1. Prior year county and municipal aid	\$47,866.79
2. Increase due to sales tax revenue, including adjustments (<i>district changes</i>)	\$1,100.94
3. Fallen protective services insurance adjustment	-\$3.54
4. Fallen protective services insurance reimbursement (<i>reported to DOR</i>)	\$0.00
5. Total County and Municipal Aid (sum of Lines 1-4)	\$48,964.19

Utility Aid

- Under state law, utility aid is distributed to each county and municipality where tax-exempt utility property is located (sec. 79.04, Wis. Stats.)
- Utility companies report utility property information to DOR annually
- DOR uses the provided information to accurately calculate utility aid (*shown below*)

Utility Aid Calculation	
1. Net book value, <i>as of December 31, 2024 (including expected additions/retirements)</i>	\$0.00
2. Total net book value payment	\$0.00
3. Minimum payment	\$0.00
4. Megawatt capacity	0.0
5. Megawatt capacity payment	\$0.00
6. Closed/decommissioned production plant (phased down) payment	\$0.00
7. Subtotal (<i>sum of Lines 2, 3, 5 and 6</i>)	\$0.00
8. Population cap	\$293,250.00
9. Adjusted subtotal (<i>lesser of Line 7 or Line 8</i>)	\$0.00
10. Adjacent site incentive payment	\$0.00
11. Baseload incentive payment	\$0.00
12. Co-generation incentive payment	\$0.00
13. Alternative energy incentive payment	\$0.00
14. Total incentive payments (<i>sum of Lines 10 through 13</i>)	\$0.00
15. Spent nuclear fuel payment	\$0.00
16. Total Utility Aid – this is the utility aid payment listed on the front of the estimate (<i>sum of Lines 9, 14 and 15</i>)	\$0.00

Supplemental County and Municipal Aid

- Under state law, supplemental county and municipal aid paid to each county and municipality is determined by 2023 Wisconsin Act 12 (sec. 79.037, Wis. Stats.)
- For detailed information, review [county and municipal aid spreadsheet](#)

Supplemental County and Municipal Aid Calculation	
1. Prior year supplemental county and municipal aid	\$41,612.76
2. Increase due to sales tax revenue including adjustments (<i>district changes</i>)	\$957.09
3. Total Supplemental County and Municipal Aid (<i>sum of Lines 1 and 2</i>)	\$42,569.85

Expenditure Restraint Incentive Program

- Only municipalities are eligible to receive Expenditure Restraint Incentive Program (ERIP) payments
- Under state law, in 2025, each municipality will receive a payment that is equal to the amount of the payment received by the municipality in 2024 (sec. 79.05(4), Wis. Stats., from 2023 WI Act 12 – notwithstanding subs. (2) and (3))

Contact Information

If you have questions, contact us at lgs@wisconsin.gov, (608) 266-8618 or (608) 261-5167.



State of Wisconsin • DEPARTMENT OF REVENUE

DIVISION OF STATE AND LOCAL FINANCE • BUREAU OF LOCAL GOVERNMENT SERVICES • 2135 RIMROCK RD MADISON, WI 53713

Mailing Address:
PO Box 8971 #6-97
Madison WI 53708-8971
Fax: (608) 264-6887
lgs@wisconsin.gov

September 13, 2024

JENNIFER DZIOBA
TOWN OF FAIRBANKS
N3614 COUNTY RD J
TIGERTON WI 54486

Notice of Shared Revenue – 2025 Original Estimate

Notice Information

The Wisconsin Department of Revenue (DOR) is providing the **estimated** shared revenue amounts your local government will receive in 2025 under current state law for county and municipal aid, supplemental county and municipal aid, utility aid and the expenditure restraint incentive program. This does not include adjustments, shown on the July and November payment notices.

District	TOWN OF FAIRBANKS	County	SHAWANO	Co-muni code	58-014
-----------------	-------------------	---------------	---------	---------------------	--------

Estimate Information

For an explanation of each aid payment listed below, review the additional information in this notice.

2025 Original Estimate	
1. County and municipal aid	\$37,300.70
2. Utility aid	\$0.00
3. Supplemental county and municipal aid	\$39,905.95
4. Expenditure restraint incentive program	\$0.00
5. Total Estimated 2025 Payments (sum of Lines 1-4)	\$77,206.65

Payment Information

Your local government will receive two distributions in 2025 :

- July 28, 2025: 15% of Line 1, 2, and 3 and 100% of Line 4 (*shown above*)
- November 17, 2025: balance of your 2025 aid payments

County and Municipal Aid

Under state law, the county and municipal aid paid to each county and municipality must be equal to the amount determined in 2012 (sec. 79.036, Wis. Stats.) and adjusted for fallen protective services insurance reimbursement (sec. 79.036(4), Wis. Stats.).

County and Municipal Aid Calculation	
1. Prior year county and municipal aid	\$36,464.70
2. Increase due to sales tax revenue, including adjustments (<i>district changes</i>)	\$838.69
3. Fallen protective services insurance adjustment	-\$2.69
4. Fallen protective services insurance reimbursement (<i>reported to DOR</i>)	\$0.00
5. Total County and Municipal Aid (sum of Lines 1-4)	\$37,300.70

Utility Aid

- Under state law, utility aid is distributed to each county and municipality where tax-exempt utility property is located (sec. 79.04, Wis. Stats.)
- Utility companies report utility property information to DOR annually
- DOR uses the provided information to accurately calculate utility aid (*shown below*)

Utility Aid Calculation	
1. Net book value, <i>as of December 31, 2024 (including expected additions/retirements)</i>	\$0.00
2. Total net book value payment	\$0.00
3. Minimum payment	\$0.00
4. Megawatt capacity	0.0
5. Megawatt capacity payment	\$0.00
6. Closed/decommissioned production plant (phased down) payment	\$0.00
7. Subtotal (<i>sum of Lines 2, 3, 5 and 6</i>)	\$0.00
8. Population cap	\$224,400.00
9. Adjusted subtotal (<i>lesser of Line 7 or Line 8</i>)	\$0.00
10. Adjacent site incentive payment	\$0.00
11. Baseload incentive payment	\$0.00
12. Co-generation incentive payment	\$0.00
13. Alternative energy incentive payment	\$0.00
14. Total incentive payments (<i>sum of Lines 10 through 13</i>)	\$0.00
15. Spent nuclear fuel payment	\$0.00
16. Total Utility Aid – this is the utility aid payment listed on the front of the estimate (<i>sum of Lines 9, 14 and 15</i>)	\$0.00

Supplemental County and Municipal Aid

- Under state law, supplemental county and municipal aid paid to each county and municipality is determined by 2023 Wisconsin Act 12 (sec. 79.037, Wis. Stats.)
- For detailed information, review [county and municipal aid spreadsheet](#)

Supplemental County and Municipal Aid Calculation	
1. Prior year supplemental county and municipal aid	\$39,008.75
2. Increase due to sales tax revenue including adjustments (<i>district changes</i>)	\$897.20
3. Total Supplemental County and Municipal Aid (<i>sum of Lines 1 and 2</i>)	\$39,905.95

Expenditure Restraint Incentive Program

- Only municipalities are eligible to receive Expenditure Restraint Incentive Program (ERIP) payments
- Under state law, in 2025, each municipality will receive a payment that is equal to the amount of the payment received by the municipality in 2024 (sec. 79.05(4), Wis. Stats., from 2023 WI Act 12 – notwithstanding subs. (2) and (3))

Contact Information

If you have questions, contact us at lgs@wisconsin.gov, (608) 266-8618 or (608) 261-5167.



State of Wisconsin • DEPARTMENT OF REVENUE

DIVISION OF STATE AND LOCAL FINANCE • BUREAU OF LOCAL GOVERNMENT SERVICES • 2135 RIMROCK RD MADISON, WI 53713

Mailing Address:
PO Box 8971 #6-97
Madison WI 53708-8971
Fax: (608) 264-6887
lgs@wisconsin.gov

September 13, 2024

KIM MEISNER
TOWN OF GERMANIA
W18852 COUNTY ROAD P
WITTENBERG WI 54499

Notice of Shared Revenue – 2025 Original Estimate

Notice Information

The Wisconsin Department of Revenue (DOR) is providing the **estimated** shared revenue amounts your local government will receive in 2025 under current state law for county and municipal aid, supplemental county and municipal aid, utility aid and the expenditure restraint incentive program. This does not include adjustments, shown on the July and November payment notices.

District	TOWN OF GERMANIA	County	SHAWANO	Co-muni code	58-016
-----------------	------------------	---------------	---------	---------------------	--------

Estimate Information

For an explanation of each aid payment listed below, review the additional information in this notice.

2025 Original Estimate	
1. County and municipal aid	\$11,762.10
2. Utility aid	\$0.00
3. Supplemental county and municipal aid	\$36,691.39
4. Expenditure restraint incentive program	\$0.00
5. Total Estimated 2025 Payments (sum of Lines 1-4)	\$48,453.49

Payment Information

Your local government will receive two distributions in 2025 :

- July 28, 2025: 15% of Line 1, 2, and 3 and 100% of Line 4 (*shown above*)
- November 17, 2025: balance of your 2025 aid payments

County and Municipal Aid

Under state law, the county and municipal aid paid to each county and municipality must be equal to the amount determined in 2012 (sec. 79.036, Wis. Stats.) and adjusted for fallen protective services insurance reimbursement (sec. 79.036(4), Wis. Stats.).

County and Municipal Aid Calculation	
1. Prior year county and municipal aid	\$11,498.49
2. Increase due to sales tax revenue, including adjustments (<i>district changes</i>)	\$264.46
3. Fallen protective services insurance adjustment	-\$0.85
4. Fallen protective services insurance reimbursement (<i>reported to DOR</i>)	\$0.00
5. Total County and Municipal Aid (sum of Lines 1-4)	\$11,762.10

Utility Aid

- Under state law, utility aid is distributed to each county and municipality where tax-exempt utility property is located (sec. 79.04, Wis. Stats.)
- Utility companies report utility property information to DOR annually
- DOR uses the provided information to accurately calculate utility aid (*shown below*)

Utility Aid Calculation	
1. Net book value, as of December 31, 2024 (including expected additions/retirements)	\$0.00
2. Total net book value payment	\$0.00
3. Minimum payment	\$0.00
4. Megawatt capacity	0.0
5. Megawatt capacity payment	\$0.00
6. Closed/decommissioned production plant (phased down) payment	\$0.00
7. Subtotal (sum of Lines 2, 3, 5 and 6)	\$0.00
8. Population cap	\$146,625.00
9. Adjusted subtotal (lesser of Line 7 or Line 8)	\$0.00
10. Adjacent site incentive payment	\$0.00
11. Baseload incentive payment	\$0.00
12. Co-generation incentive payment	\$0.00
13. Alternative energy incentive payment	\$0.00
14. Total incentive payments (sum of Lines 10 through 13)	\$0.00
15. Spent nuclear fuel payment	\$0.00
16. Total Utility Aid – this is the utility aid payment listed on the front of the estimate (sum of Lines 9, 14 and 15)	\$0.00

Supplemental County and Municipal Aid

- Under state law, supplemental county and municipal aid paid to each county and municipality is determined by 2023 Wisconsin Act 12 (sec. 79.037, Wis. Stats.)
- For detailed information, review [county and municipal aid spreadsheet](#)

Supplemental County and Municipal Aid Calculation	
1. Prior year supplemental county and municipal aid	\$35,866.46
2. Increase due to sales tax revenue including adjustments (district changes)	\$824.93
3. Total Supplemental County and Municipal Aid (sum of Lines 1 and 2)	\$36,691.39

Expenditure Restraint Incentive Program

- Only municipalities are eligible to receive Expenditure Restraint Incentive Program (ERIP) payments
- Under state law, in 2025, each municipality will receive a payment that is equal to the amount of the payment received by the municipality in 2024 (sec. 79.05(4), Wis. Stats., from 2023 WI Act 12 – notwithstanding subs. (2) and (3))

Contact Information

If you have questions, contact us at lgs@wisconsin.gov, (608) 266-8618 or (608) 261-5167.



State of Wisconsin • DEPARTMENT OF REVENUE

DIVISION OF STATE AND LOCAL FINANCE • BUREAU OF LOCAL GOVERNMENT SERVICES • 2135 RIMROCK RD MADISON, WI 53713

Mailing Address:
PO Box 8971 #6-97
Madison WI 53708-8971
Fax: (608) 264-6887
lgs@wisconsin.gov

September 13, 2024

SARAH KNAUP
TOWN OF GRANT
W12704 COUNTY ROAD M
CAROLINE WI 54928

Notice of Shared Revenue – 2025 Original Estimate

Notice Information

The Wisconsin Department of Revenue (DOR) is providing the **estimated** shared revenue amounts your local government will receive in 2025 under current state law for county and municipal aid, supplemental county and municipal aid, utility aid and the expenditure restraint incentive program. This does not include adjustments, shown on the July and November payment notices.

District	TOWN OF GRANT	County	SHAWANO	Co-muni code	58-018
-----------------	---------------	---------------	---------	---------------------	--------

Estimate Information

For an explanation of each aid payment listed below, review the additional information in this notice.

2025 Original Estimate	
1. County and municipal aid	\$43,919.74
2. Utility aid	\$0.00
3. Supplemental county and municipal aid	\$47,415.12
4. Expenditure restraint incentive program	\$0.00
5. Total Estimated 2025 Payments (sum of Lines 1-4)	\$91,334.86

Payment Information

Your local government will receive two distributions in 2025 :

- July 28, 2025: 15% of Line 1, 2, and 3 and 100% of Line 4 (*shown above*)
- November 17, 2025: balance of your 2025 aid payments

County and Municipal Aid

Under state law, the county and municipal aid paid to each county and municipality must be equal to the amount determined in 2012 (sec. 79.036, Wis. Stats.) and adjusted for fallen protective services insurance reimbursement (sec. 79.036(4), Wis. Stats.).

County and Municipal Aid Calculation	
1. Prior year county and municipal aid	\$42,935.40
2. Increase due to sales tax revenue, including adjustments (<i>district changes</i>)	\$987.51
3. Fallen protective services insurance adjustment	-\$3.17
4. Fallen protective services insurance reimbursement (<i>reported to DOR</i>)	\$0.00
5. Total County and Municipal Aid (sum of Lines 1-4)	\$43,919.74

Utility Aid

- Under state law, utility aid is distributed to each county and municipality where tax-exempt utility property is located (sec. 79.04, Wis. Stats.)
- Utility companies report utility property information to DOR annually
- DOR uses the provided information to accurately calculate utility aid (*shown below*)

Utility Aid Calculation	
1. Net book value, <i>as of December 31, 2024 (including expected additions/retirements)</i>	\$0.00
2. Total net book value payment	\$0.00
3. Minimum payment	\$0.00
4. Megawatt capacity	0.0
5. Megawatt capacity payment	\$0.00
6. Closed/decommissioned production plant (phased down) payment	\$0.00
7. Subtotal (<i>sum of Lines 2, 3, 5 and 6</i>)	\$0.00
8. Population cap	\$411,825.00
9. Adjusted subtotal (<i>lesser of Line 7 or Line 8</i>)	\$0.00
10. Adjacent site incentive payment	\$0.00
11. Baseload incentive payment	\$0.00
12. Co-generation incentive payment	\$0.00
13. Alternative energy incentive payment	\$0.00
14. Total incentive payments (<i>sum of Lines 10 through 13</i>)	\$0.00
15. Spent nuclear fuel payment	\$0.00
16. Total Utility Aid – this is the utility aid payment listed on the front of the estimate (<i>sum of Lines 9, 14 and 15</i>)	\$0.00

Supplemental County and Municipal Aid

- Under state law, supplemental county and municipal aid paid to each county and municipality is determined by 2023 Wisconsin Act 12 (sec. 79.037, Wis. Stats.)
- For detailed information, review [county and municipal aid spreadsheet](#)

Supplemental County and Municipal Aid Calculation	
1. Prior year supplemental county and municipal aid	\$46,349.09
2. Increase due to sales tax revenue including adjustments (<i>district changes</i>)	\$1,066.03
3. Total Supplemental County and Municipal Aid (<i>sum of Lines 1 and 2</i>)	\$47,415.12

Expenditure Restraint Incentive Program

- Only municipalities are eligible to receive Expenditure Restraint Incentive Program (ERIP) payments
- Under state law, in 2025, each municipality will receive a payment that is equal to the amount of the payment received by the municipality in 2024 (sec. 79.05(4), Wis. Stats., from 2023 WI Act 12 – notwithstanding subs. (2) and (3))

Contact Information

If you have questions, contact us at lgs@wisconsin.gov, (608) 266-8618 or (608) 261-5167.



State of Wisconsin • DEPARTMENT OF REVENUE

DIVISION OF STATE AND LOCAL FINANCE • BUREAU OF LOCAL GOVERNMENT SERVICES • 2135 RIMROCK RD MADISON, WI 53713

Mailing Address:
PO Box 8971 #6-97
Madison WI 53708-8971
Fax: (608) 264-6887
lgs@wisconsin.gov

September 13, 2024

JANALEE JENEROU
TOWN OF GREEN VALLEY
W977 SHAWANO LINE RD
GILLETT WI 54124-9402

Notice of Shared Revenue – 2025 Original Estimate

Notice Information

The Wisconsin Department of Revenue (DOR) is providing the **estimated** shared revenue amounts your local government will receive in 2025 under current state law for county and municipal aid, supplemental county and municipal aid, utility aid and the expenditure restraint incentive program. This does not include adjustments, shown on the July and November payment notices.

District	TOWN OF GREEN VALLEY	County	SHAWANO	Co-muni code	58-020
-----------------	----------------------	---------------	---------	---------------------	--------

Estimate Information

For an explanation of each aid payment listed below, review the additional information in this notice.

2025 Original Estimate	
1. County and municipal aid	\$36,879.54
2. Utility aid	\$1,812.20
3. Supplemental county and municipal aid	\$48,462.98
4. Expenditure restraint incentive program	\$0.00
5. Total Estimated 2025 Payments (sum of Lines 1-4)	\$87,154.72

Payment Information

Your local government will receive two distributions in 2025 :

- July 28, 2025: 15% of Line 1, 2, and 3 and 100% of Line 4 (*shown above*)
- November 17, 2025: balance of your 2025 aid payments

County and Municipal Aid

Under state law, the county and municipal aid paid to each county and municipality must be equal to the amount determined in 2012 (sec. 79.036, Wis. Stats.) and adjusted for fallen protective services insurance reimbursement (sec. 79.036(4), Wis. Stats.).

County and Municipal Aid Calculation	
1. Prior year county and municipal aid	\$36,052.98
2. Increase due to sales tax revenue, including adjustments (<i>district changes</i>)	\$829.22
3. Fallen protective services insurance adjustment	-\$2.66
4. Fallen protective services insurance reimbursement (<i>reported to DOR</i>)	\$0.00
5. Total County and Municipal Aid (sum of Lines 1-4)	\$36,879.54

Utility Aid

- Under state law, utility aid is distributed to each county and municipality where tax-exempt utility property is located (sec. 79.04, Wis. Stats.)
- Utility companies report utility property information to DOR annually
- DOR uses the provided information to accurately calculate utility aid (*shown below*)

Utility Aid Calculation	
1. Net book value, <i>as of December 31, 2024 (including expected additions/retirements)</i>	\$604,068.00
2. Total net book value payment	\$1,812.20
3. Minimum payment	\$0.00
4. Megawatt capacity	0.0
5. Megawatt capacity payment	\$0.00
6. Closed/decommissioned production plant (phased down) payment	\$0.00
7. Subtotal (<i>sum of Lines 2, 3, 5 and 6</i>)	\$1,812.20
8. Population cap	\$446,675.00
9. Adjusted subtotal (<i>lesser of Line 7 or Line 8</i>)	\$1,812.20
10. Adjacent site incentive payment	\$0.00
11. Baseload incentive payment	\$0.00
12. Co-generation incentive payment	\$0.00
13. Alternative energy incentive payment	\$0.00
14. Total incentive payments (<i>sum of Lines 10 through 13</i>)	\$0.00
15. Spent nuclear fuel payment	\$0.00
16. Total Utility Aid – this is the utility aid payment listed on the front of the estimate (<i>sum of Lines 9, 14 and 15</i>)	\$1,812.20

Supplemental County and Municipal Aid

- Under state law, supplemental county and municipal aid paid to each county and municipality is determined by 2023 Wisconsin Act 12 (sec. 79.037, Wis. Stats.)
- For detailed information, review [county and municipal aid spreadsheet](#)

Supplemental County and Municipal Aid Calculation	
1. Prior year supplemental county and municipal aid	\$47,373.39
2. Increase due to sales tax revenue including adjustments (<i>district changes</i>)	\$1,089.59
3. Total Supplemental County and Municipal Aid (<i>sum of Lines 1 and 2</i>)	\$48,462.98

Expenditure Restraint Incentive Program

- Only municipalities are eligible to receive Expenditure Restraint Incentive Program (ERIP) payments
- Under state law, in 2025, each municipality will receive a payment that is equal to the amount of the payment received by the municipality in 2024 (sec. 79.05(4), Wis. Stats., from 2023 WI Act 12 – notwithstanding subs. (2) and (3))

Contact Information

If you have questions, contact us at lgs@wisconsin.gov, (608) 266-8618 or (608) 261-5167.



State of Wisconsin • DEPARTMENT OF REVENUE

DIVISION OF STATE AND LOCAL FINANCE • BUREAU OF LOCAL GOVERNMENT SERVICES • 2135 RIMROCK RD MADISON, WI 53713

Mailing Address:
PO Box 8971 #6-97
Madison WI 53708-8971
Fax: (608) 264-6887
lgs@wisconsin.gov

September 13, 2024

CARRIE BOHM
TOWN OF HARTLAND
N4058 HIGH LINE RD
BONDUEL WI 54107

Notice of Shared Revenue – 2025 Original Estimate

Notice Information

The Wisconsin Department of Revenue (DOR) is providing the **estimated** shared revenue amounts your local government will receive in 2025 under current state law for county and municipal aid, supplemental county and municipal aid, utility aid and the expenditure restraint incentive program. This does not include adjustments, shown on the July and November payment notices.

District	TOWN OF HARTLAND	County	SHAWANO	Co-muni code	58-022
-----------------	------------------	---------------	---------	---------------------	--------

Estimate Information

For an explanation of each aid payment listed below, review the additional information in this notice.

2025 Original Estimate	
1. County and municipal aid	\$54,495.29
2. Utility aid	\$17,975.01
3. Supplemental county and municipal aid	\$45,027.06
4. Expenditure restraint incentive program	\$0.00
5. Total Estimated 2025 Payments (sum of Lines 1-4)	\$117,497.36

Payment Information

Your local government will receive two distributions in 2025 :

- July 28, 2025: 15% of Line 1, 2, and 3 and 100% of Line 4 (*shown above*)
- November 17, 2025: balance of your 2025 aid payments

County and Municipal Aid

Under state law, the county and municipal aid paid to each county and municipality must be equal to the amount determined in 2012 (sec. 79.036, Wis. Stats.) and adjusted for fallen protective services insurance reimbursement (sec. 79.036(4), Wis. Stats.).

County and Municipal Aid Calculation	
1. Prior year county and municipal aid	\$53,273.93
2. Increase due to sales tax revenue, including adjustments (<i>district changes</i>)	\$1,225.30
3. Fallen protective services insurance adjustment	-\$3.94
4. Fallen protective services insurance reimbursement (<i>reported to DOR</i>)	\$0.00
5. Total County and Municipal Aid (sum of Lines 1-4)	\$54,495.29

Utility Aid

- Under state law, utility aid is distributed to each county and municipality where tax-exempt utility property is located (sec. 79.04, Wis. Stats.)
- Utility companies report utility property information to DOR annually
- DOR uses the provided information to accurately calculate utility aid (*shown below*)

Utility Aid Calculation	
1. Net book value, <i>as of December 31, 2024 (including expected additions/retirements)</i>	\$647,227.00
2. Total net book value payment	\$1,941.68
3. Minimum payment	\$0.00
4. Megawatt capacity	7.4
5. Megawatt capacity payment	\$4,933.33
6. Closed/decommissioned production plant (phased down) payment	\$0.00
7. Subtotal (<i>sum of Lines 2, 3, 5 and 6</i>)	\$6,875.01
8. Population cap	\$353,175.00
9. Adjusted subtotal (<i>lesser of Line 7 or Line 8</i>)	\$6,875.01
10. Adjacent site incentive payment	\$0.00
11. Baseload incentive payment	\$0.00
12. Co-generation incentive payment	\$0.00
13. Alternative energy incentive payment	\$11,100.00
14. Total incentive payments (<i>sum of Lines 10 through 13</i>)	\$11,100.00
15. Spent nuclear fuel payment	\$0.00
16. Total Utility Aid – this is the utility aid payment listed on the front of the estimate (<i>sum of Lines 9, 14 and 15</i>)	\$17,975.01

Supplemental County and Municipal Aid

- Under state law, supplemental county and municipal aid paid to each county and municipality is determined by 2023 Wisconsin Act 12 (sec. 79.037, Wis. Stats.)
- For detailed information, review [county and municipal aid spreadsheet](#)

Supplemental County and Municipal Aid Calculation	
1. Prior year supplemental county and municipal aid	\$44,014.72
2. Increase due to sales tax revenue including adjustments (<i>district changes</i>)	\$1,012.34
3. Total Supplemental County and Municipal Aid (<i>sum of Lines 1 and 2</i>)	\$45,027.06

Expenditure Restraint Incentive Program

- Only municipalities are eligible to receive Expenditure Restraint Incentive Program (ERIP) payments
- Under state law, in 2025, each municipality will receive a payment that is equal to the amount of the payment received by the municipality in 2024 (sec. 79.05(4), Wis. Stats., from 2023 WI Act 12 – notwithstanding subs. (2) and (3))

Contact Information

If you have questions, contact us at lgs@wisconsin.gov, (608) 266-8618 or (608) 261-5167.



State of Wisconsin • DEPARTMENT OF REVENUE

DIVISION OF STATE AND LOCAL FINANCE • BUREAU OF LOCAL GOVERNMENT SERVICES • 2135 RIMROCK RD MADISON, WI 53713

Mailing Address:
PO Box 8971 #6-97
Madison WI 53708-8971
Fax: (608) 264-6887
lgs@wisconsin.gov

September 13, 2024

ALYCE WELK
TOWN OF HERMAN
W11063 LYNDHURST
GRESHAM WI 54128

Notice of Shared Revenue – 2025 Original Estimate

Notice Information

The Wisconsin Department of Revenue (DOR) is providing the **estimated** shared revenue amounts your local government will receive in 2025 under current state law for county and municipal aid, supplemental county and municipal aid, utility aid and the expenditure restraint incentive program. This does not include adjustments, shown on the July and November payment notices.

District	TOWN OF HERMAN	County	SHAWANO	Co-muni code	58-024
-----------------	----------------	---------------	---------	---------------------	--------

Estimate Information

For an explanation of each aid payment listed below, review the additional information in this notice.

2025 Original Estimate	
1. County and municipal aid	\$58,795.59
2. Utility aid	\$0.00
3. Supplemental county and municipal aid	\$43,429.07
4. Expenditure restraint incentive program	\$0.00
5. Total Estimated 2025 Payments (sum of Lines 1-4)	\$102,224.66

Payment Information

Your local government will receive two distributions in 2025 :

- July 28, 2025: 15% of Line 1, 2, and 3 and 100% of Line 4 (*shown above*)
- November 17, 2025: balance of your 2025 aid payments

County and Municipal Aid

Under state law, the county and municipal aid paid to each county and municipality must be equal to the amount determined in 2012 (sec. 79.036, Wis. Stats.) and adjusted for fallen protective services insurance reimbursement (sec. 79.036(4), Wis. Stats.).

County and Municipal Aid Calculation	
1. Prior year county and municipal aid	\$57,477.85
2. Increase due to sales tax revenue, including adjustments (<i>district changes</i>)	\$1,321.99
3. Fallen protective services insurance adjustment	-\$4.25
4. Fallen protective services insurance reimbursement (<i>reported to DOR</i>)	\$0.00
5. Total County and Municipal Aid (sum of Lines 1-4)	\$58,795.59

Utility Aid

- Under state law, utility aid is distributed to each county and municipality where tax-exempt utility property is located (sec. 79.04, Wis. Stats.)
- Utility companies report utility property information to DOR annually
- DOR uses the provided information to accurately calculate utility aid (*shown below*)

Utility Aid Calculation	
1. Net book value, <i>as of December 31, 2024 (including expected additions/retirements)</i>	\$0.00
2. Total net book value payment	\$0.00
3. Minimum payment	\$0.00
4. Megawatt capacity	0.0
5. Megawatt capacity payment	\$0.00
6. Closed/decommissioned production plant (phased down) payment	\$0.00
7. Subtotal (<i>sum of Lines 2, 3, 5 and 6</i>)	\$0.00
8. Population cap	\$310,675.00
9. Adjusted subtotal (<i>lesser of Line 7 or Line 8</i>)	\$0.00
10. Adjacent site incentive payment	\$0.00
11. Baseload incentive payment	\$0.00
12. Co-generation incentive payment	\$0.00
13. Alternative energy incentive payment	\$0.00
14. Total incentive payments (<i>sum of Lines 10 through 13</i>)	\$0.00
15. Spent nuclear fuel payment	\$0.00
16. Total Utility Aid – this is the utility aid payment listed on the front of the estimate (<i>sum of Lines 9, 14 and 15</i>)	\$0.00

Supplemental County and Municipal Aid

- Under state law, supplemental county and municipal aid paid to each county and municipality is determined by 2023 Wisconsin Act 12 (sec. 79.037, Wis. Stats.)
- For detailed information, review [county and municipal aid spreadsheet](#)

Supplemental County and Municipal Aid Calculation	
1. Prior year supplemental county and municipal aid	\$42,452.66
2. Increase due to sales tax revenue including adjustments (<i>district changes</i>)	\$976.41
3. Total Supplemental County and Municipal Aid (<i>sum of Lines 1 and 2</i>)	\$43,429.07

Expenditure Restraint Incentive Program

- Only municipalities are eligible to receive Expenditure Restraint Incentive Program (ERIP) payments
- Under state law, in 2025, each municipality will receive a payment that is equal to the amount of the payment received by the municipality in 2024 (sec. 79.05(4), Wis. Stats., from 2023 WI Act 12 – notwithstanding subs. (2) and (3))

Contact Information

If you have questions, contact us at lgs@wisconsin.gov, (608) 266-8618 or (608) 261-5167.



State of Wisconsin • DEPARTMENT OF REVENUE

DIVISION OF STATE AND LOCAL FINANCE • BUREAU OF LOCAL GOVERNMENT SERVICES • 2135 RIMROCK RD MADISON, WI 53713

Mailing Address:
PO Box 8971 #6-97
Madison WI 53708-8971
Fax: (608) 264-6887
lgs@wisconsin.gov

September 13, 2024

JAN FISCHER
TOWN OF HUTCHINS
N11814 HUTCHINS ANIWA RD
BIRNAMWOOD WI 54414-8761

Notice of Shared Revenue – 2025 Original Estimate

Notice Information

The Wisconsin Department of Revenue (DOR) is providing the **estimated** shared revenue amounts your local government will receive in 2025 under current state law for county and municipal aid, supplemental county and municipal aid, utility aid and the expenditure restraint incentive program. This does not include adjustments, shown on the July and November payment notices.

District	TOWN OF HUTCHINS	County	SHAWANO	Co-muni code	58-026
-----------------	------------------	---------------	---------	---------------------	--------

Estimate Information

For an explanation of each aid payment listed below, review the additional information in this notice.

2025 Original Estimate	
1. County and municipal aid	\$58,298.09
2. Utility aid	\$4,369.28
3. Supplemental county and municipal aid	\$39,355.91
4. Expenditure restraint incentive program	\$0.00
5. Total Estimated 2025 Payments (sum of Lines 1-4)	\$102,023.28

Payment Information

Your local government will receive two distributions in 2025 :

- July 28, 2025: 15% of Line 1, 2, and 3 and 100% of Line 4 (*shown above*)
- November 17, 2025: balance of your 2025 aid payments

County and Municipal Aid

Under state law, the county and municipal aid paid to each county and municipality must be equal to the amount determined in 2012 (sec. 79.036, Wis. Stats.) and adjusted for fallen protective services insurance reimbursement (sec. 79.036(4), Wis. Stats.).

County and Municipal Aid Calculation	
1. Prior year county and municipal aid	\$56,991.50
2. Increase due to sales tax revenue, including adjustments (<i>district changes</i>)	\$1,310.80
3. Fallen protective services insurance adjustment	-\$4.21
4. Fallen protective services insurance reimbursement (<i>reported to DOR</i>)	\$0.00
5. Total County and Municipal Aid (sum of Lines 1-4)	\$58,298.09

Utility Aid

- Under state law, utility aid is distributed to each county and municipality where tax-exempt utility property is located (sec. 79.04, Wis. Stats.)
- Utility companies report utility property information to DOR annually
- DOR uses the provided information to accurately calculate utility aid (*shown below*)

Utility Aid Calculation	
1. Net book value, <i>as of December 31, 2024 (including expected additions/retirements)</i>	\$1,456,425.00
2. Total net book value payment	\$4,369.28
3. Minimum payment	\$0.00
4. Megawatt capacity	0.0
5. Megawatt capacity payment	\$0.00
6. Closed/decommissioned production plant (phased down) payment	\$0.00
7. Subtotal (<i>sum of Lines 2, 3, 5 and 6</i>)	\$4,369.28
8. Population cap	\$213,775.00
9. Adjusted subtotal (<i>lesser of Line 7 or Line 8</i>)	\$4,369.28
10. Adjacent site incentive payment	\$0.00
11. Baseload incentive payment	\$0.00
12. Co-generation incentive payment	\$0.00
13. Alternative energy incentive payment	\$0.00
14. Total incentive payments (<i>sum of Lines 10 through 13</i>)	\$0.00
15. Spent nuclear fuel payment	\$0.00
16. Total Utility Aid – this is the utility aid payment listed on the front of the estimate <i>(sum of Lines 9, 14 and 15)</i>	\$4,369.28

Supplemental County and Municipal Aid

- Under state law, supplemental county and municipal aid paid to each county and municipality is determined by 2023 Wisconsin Act 12 (sec. 79.037, Wis. Stats.)
- For detailed information, review [county and municipal aid spreadsheet](#)

Supplemental County and Municipal Aid Calculation	
1. Prior year supplemental county and municipal aid	\$38,471.08
2. Increase due to sales tax revenue including adjustments (<i>district changes</i>)	\$884.83
3. Total Supplemental County and Municipal Aid (<i>sum of Lines 1 and 2</i>)	\$39,355.91

Expenditure Restraint Incentive Program

- Only municipalities are eligible to receive Expenditure Restraint Incentive Program (ERIP) payments
- Under state law, in 2025, each municipality will receive a payment that is equal to the amount of the payment received by the municipality in 2024 (sec. 79.05(4), Wis. Stats., from 2023 WI Act 12 – notwithstanding subs. (2) and (3))

Contact Information

If you have questions, contact us at lgs@wisconsin.gov, (608) 266-8618 or (608) 261-5167.



State of Wisconsin • DEPARTMENT OF REVENUE

DIVISION OF STATE AND LOCAL FINANCE • BUREAU OF LOCAL GOVERNMENT SERVICES • 2135 RIMROCK RD MADISON, WI 53713

Mailing Address:
PO Box 8971 #6-97
Madison WI 53708-8971
Fax: (608) 264-6887
lgs@wisconsin.gov

September 13, 2024

MARK HELING
TOWN OF LESSOR
W4220 LANDSTAD RD
BONDUEL WI 54107-8907

Notice of Shared Revenue – 2025 Original Estimate

Notice Information

The Wisconsin Department of Revenue (DOR) is providing the **estimated** shared revenue amounts your local government will receive in 2025 under current state law for county and municipal aid, supplemental county and municipal aid, utility aid and the expenditure restraint incentive program. This does not include adjustments, shown on the July and November payment notices.

District	TOWN OF LESSOR	County	SHAWANO	Co-muni code	58-028
-----------------	----------------	---------------	---------	---------------------	--------

Estimate Information

For an explanation of each aid payment listed below, review the additional information in this notice.

2025 Original Estimate	
1. County and municipal aid	\$31,481.40
2. Utility aid	\$2,069.08
3. Supplemental county and municipal aid	\$51,966.73
4. Expenditure restraint incentive program	\$0.00
5. Total Estimated 2025 Payments (sum of Lines 1-4)	\$85,517.21

Payment Information

Your local government will receive two distributions in 2025 :

- July 28, 2025: 15% of Line 1, 2, and 3 and 100% of Line 4 (*shown above*)
- November 17, 2025: balance of your 2025 aid payments

County and Municipal Aid

Under state law, the county and municipal aid paid to each county and municipality must be equal to the amount determined in 2012 (sec. 79.036, Wis. Stats.) and adjusted for fallen protective services insurance reimbursement (sec. 79.036(4), Wis. Stats.).

County and Municipal Aid Calculation	
1. Prior year county and municipal aid	\$30,775.83
2. Increase due to sales tax revenue, including adjustments (<i>district changes</i>)	\$707.84
3. Fallen protective services insurance adjustment	-\$2.27
4. Fallen protective services insurance reimbursement (<i>reported to DOR</i>)	\$0.00
5. Total County and Municipal Aid (sum of Lines 1-4)	\$31,481.40

Utility Aid

- Under state law, utility aid is distributed to each county and municipality where tax-exempt utility property is located (sec. 79.04, Wis. Stats.)
- Utility companies report utility property information to DOR annually
- DOR uses the provided information to accurately calculate utility aid (*shown below*)

Utility Aid Calculation	
1. Net book value, <i>as of December 31, 2024 (including expected additions/retirements)</i>	\$689,694.00
2. Total net book value payment	\$2,069.08
3. Minimum payment	\$0.00
4. Megawatt capacity	0.0
5. Megawatt capacity payment	\$0.00
6. Closed/decommissioned production plant (phased down) payment	\$0.00
7. Subtotal (<i>sum of Lines 2, 3, 5 and 6</i>)	\$2,069.08
8. Population cap	\$527,425.00
9. Adjusted subtotal (<i>lesser of Line 7 or Line 8</i>)	\$2,069.08
10. Adjacent site incentive payment	\$0.00
11. Baseload incentive payment	\$0.00
12. Co-generation incentive payment	\$0.00
13. Alternative energy incentive payment	\$0.00
14. Total incentive payments (<i>sum of Lines 10 through 13</i>)	\$0.00
15. Spent nuclear fuel payment	\$0.00
16. Total Utility Aid – this is the utility aid payment listed on the front of the estimate (<i>sum of Lines 9, 14 and 15</i>)	\$2,069.08

Supplemental County and Municipal Aid

- Under state law, supplemental county and municipal aid paid to each county and municipality is determined by 2023 Wisconsin Act 12 (sec. 79.037, Wis. Stats.)
- For detailed information, review [county and municipal aid spreadsheet](#)

Supplemental County and Municipal Aid Calculation	
1. Prior year supplemental county and municipal aid	\$50,798.37
2. Increase due to sales tax revenue including adjustments (<i>district changes</i>)	\$1,168.36
3. Total Supplemental County and Municipal Aid (<i>sum of Lines 1 and 2</i>)	\$51,966.73

Expenditure Restraint Incentive Program

- Only municipalities are eligible to receive Expenditure Restraint Incentive Program (ERIP) payments
- Under state law, in 2025, each municipality will receive a payment that is equal to the amount of the payment received by the municipality in 2024 (sec. 79.05(4), Wis. Stats., from 2023 WI Act 12 – notwithstanding subs. (2) and (3))

Contact Information

If you have questions, contact us at lgs@wisconsin.gov, (608) 266-8618 or (608) 261-5167.



State of Wisconsin • DEPARTMENT OF REVENUE

DIVISION OF STATE AND LOCAL FINANCE • BUREAU OF LOCAL GOVERNMENT SERVICES • 2135 RIMROCK RD MADISON, WI 53713

Mailing Address:
PO Box 8971 #6-97
Madison WI 53708-8971
Fax: (608) 264-6887
lgs@wisconsin.gov

September 13, 2024

KATHY LUEBKE
TOWN OF MAPLE GROVE
W1236 MAIN LANEY DR
PULASKI WI 54162-9174

Notice of Shared Revenue – 2025 Original Estimate

Notice Information

The Wisconsin Department of Revenue (DOR) is providing the **estimated** shared revenue amounts your local government will receive in 2025 under current state law for county and municipal aid, supplemental county and municipal aid, utility aid and the expenditure restraint incentive program. This does not include adjustments, shown on the July and November payment notices.

District	TOWN OF MAPLE GROVE	County	SHAWANO	Co-muni code	58-030
-----------------	---------------------	---------------	---------	---------------------	--------

Estimate Information

For an explanation of each aid payment listed below, review the additional information in this notice.

2025 Original Estimate	
1. County and municipal aid	\$63,756.77
2. Utility aid	\$2,329.49
3. Supplemental county and municipal aid	\$46,779.49
4. Expenditure restraint incentive program	\$0.00
5. Total Estimated 2025 Payments (sum of Lines 1-4)	\$112,865.75

Payment Information

Your local government will receive two distributions in 2025 :

- July 28, 2025: 15% of Line 1, 2, and 3 and 100% of Line 4 (*shown above*)
- November 17, 2025: balance of your 2025 aid payments

County and Municipal Aid

Under state law, the county and municipal aid paid to each county and municipality must be equal to the amount determined in 2012 (sec. 79.036, Wis. Stats.) and adjusted for fallen protective services insurance reimbursement (sec. 79.036(4), Wis. Stats.).

County and Municipal Aid Calculation	
1. Prior year county and municipal aid	\$62,327.84
2. Increase due to sales tax revenue, including adjustments (<i>district changes</i>)	\$1,433.54
3. Fallen protective services insurance adjustment	-\$4.61
4. Fallen protective services insurance reimbursement (<i>reported to DOR</i>)	\$0.00
5. Total County and Municipal Aid (sum of Lines 1-4)	\$63,756.77

Utility Aid

- Under state law, utility aid is distributed to each county and municipality where tax-exempt utility property is located (sec. 79.04, Wis. Stats.)
- Utility companies report utility property information to DOR annually
- DOR uses the provided information to accurately calculate utility aid (*shown below*)

Utility Aid Calculation	
1. Net book value, <i>as of December 31, 2024 (including expected additions/retirements)</i>	\$776,495.00
2. Total net book value payment	\$2,329.49
3. Minimum payment	\$0.00
4. Megawatt capacity	0.0
5. Megawatt capacity payment	\$0.00
6. Closed/decommissioned production plant (phased down) payment	\$0.00
7. Subtotal (<i>sum of Lines 2, 3, 5 and 6</i>)	\$2,329.49
8. Population cap	\$389,300.00
9. Adjusted subtotal (<i>lesser of Line 7 or Line 8</i>)	\$2,329.49
10. Adjacent site incentive payment	\$0.00
11. Baseload incentive payment	\$0.00
12. Co-generation incentive payment	\$0.00
13. Alternative energy incentive payment	\$0.00
14. Total incentive payments (<i>sum of Lines 10 through 13</i>)	\$0.00
15. Spent nuclear fuel payment	\$0.00
16. Total Utility Aid – this is the utility aid payment listed on the front of the estimate (<i>sum of Lines 9, 14 and 15</i>)	\$2,329.49

Supplemental County and Municipal Aid

- Under state law, supplemental county and municipal aid paid to each county and municipality is determined by 2023 Wisconsin Act 12 (sec. 79.037, Wis. Stats.)
- For detailed information, review [county and municipal aid spreadsheet](#)

Supplemental County and Municipal Aid Calculation	
1. Prior year supplemental county and municipal aid	\$45,727.75
2. Increase due to sales tax revenue including adjustments (<i>district changes</i>)	\$1,051.74
3. Total Supplemental County and Municipal Aid (<i>sum of Lines 1 and 2</i>)	\$46,779.49

Expenditure Restraint Incentive Program

- Only municipalities are eligible to receive Expenditure Restraint Incentive Program (ERIP) payments
- Under state law, in 2025, each municipality will receive a payment that is equal to the amount of the payment received by the municipality in 2024 (sec. 79.05(4), Wis. Stats., from 2023 WI Act 12 – notwithstanding subs. (2) and (3))

Contact Information

If you have questions, contact us at lgs@wisconsin.gov, (608) 266-8618 or (608) 261-5167.



State of Wisconsin • DEPARTMENT OF REVENUE

DIVISION OF STATE AND LOCAL FINANCE • BUREAU OF LOCAL GOVERNMENT SERVICES • 2135 RIMROCK RD MADISON, WI 53713

Mailing Address:
PO Box 8971 #6-97
Madison WI 53708-8971
Fax: (608) 264-6887
lgs@wisconsin.gov

September 13, 2024

JENNIFER DZIOBA
TOWN OF MORRIS
N3614 COUNTY ROAD J
TIGERTON WI 54486-8956

Notice of Shared Revenue – 2025 Original Estimate

Notice Information

The Wisconsin Department of Revenue (DOR) is providing the **estimated** shared revenue amounts your local government will receive in 2025 under current state law for county and municipal aid, supplemental county and municipal aid, utility aid and the expenditure restraint incentive program. This does not include adjustments, shown on the July and November payment notices.

District	TOWN OF MORRIS	County	SHAWANO	Co-muni code	58-032
-----------------	----------------	---------------	---------	---------------------	--------

Estimate Information

For an explanation of each aid payment listed below, review the additional information in this notice.

2025 Original Estimate	
1. County and municipal aid	\$22,659.24
2. Utility aid	\$0.00
3. Supplemental county and municipal aid	\$37,138.38
4. Expenditure restraint incentive program	\$0.00
5. Total Estimated 2025 Payments (sum of Lines 1-4)	\$59,797.62

Payment Information

Your local government will receive two distributions in 2025 :

- July 28, 2025: 15% of Line 1, 2, and 3 and 100% of Line 4 (*shown above*)
- November 17, 2025: balance of your 2025 aid payments

County and Municipal Aid

Under state law, the county and municipal aid paid to each county and municipality must be equal to the amount determined in 2012 (sec. 79.036, Wis. Stats.) and adjusted for fallen protective services insurance reimbursement (sec. 79.036(4), Wis. Stats.).

County and Municipal Aid Calculation	
1. Prior year county and municipal aid	\$22,151.40
2. Increase due to sales tax revenue, including adjustments (<i>district changes</i>)	\$509.48
3. Fallen protective services insurance adjustment	-\$1.64
4. Fallen protective services insurance reimbursement (<i>reported to DOR</i>)	\$0.00
5. Total County and Municipal Aid (sum of Lines 1-4)	\$22,659.24

Utility Aid

- Under state law, utility aid is distributed to each county and municipality where tax-exempt utility property is located (sec. 79.04, Wis. Stats.)
- Utility companies report utility property information to DOR annually
- DOR uses the provided information to accurately calculate utility aid (*shown below*)

Utility Aid Calculation	
1. Net book value, <i>as of December 31, 2024 (including expected additions/retirements)</i>	\$0.00
2. Total net book value payment	\$0.00
3. Minimum payment	\$0.00
4. Megawatt capacity	0.0
5. Megawatt capacity payment	\$0.00
6. Closed/decommissioned production plant (phased down) payment	\$0.00
7. Subtotal (<i>sum of Lines 2, 3, 5 and 6</i>)	\$0.00
8. Population cap	\$158,100.00
9. Adjusted subtotal (<i>lesser of Line 7 or Line 8</i>)	\$0.00
10. Adjacent site incentive payment	\$0.00
11. Baseload incentive payment	\$0.00
12. Co-generation incentive payment	\$0.00
13. Alternative energy incentive payment	\$0.00
14. Total incentive payments (<i>sum of Lines 10 through 13</i>)	\$0.00
15. Spent nuclear fuel payment	\$0.00
16. Total Utility Aid – this is the utility aid payment listed on the front of the estimate (<i>sum of Lines 9, 14 and 15</i>)	\$0.00

Supplemental County and Municipal Aid

- Under state law, supplemental county and municipal aid paid to each county and municipality is determined by 2023 Wisconsin Act 12 (sec. 79.037, Wis. Stats.)
- For detailed information, review [county and municipal aid spreadsheet](#)

Supplemental County and Municipal Aid Calculation	
1. Prior year supplemental county and municipal aid	\$36,303.40
2. Increase due to sales tax revenue including adjustments (<i>district changes</i>)	\$834.98
3. Total Supplemental County and Municipal Aid (<i>sum of Lines 1 and 2</i>)	\$37,138.38

Expenditure Restraint Incentive Program

- Only municipalities are eligible to receive Expenditure Restraint Incentive Program (ERIP) payments
- Under state law, in 2025, each municipality will receive a payment that is equal to the amount of the payment received by the municipality in 2024 (sec. 79.05(4), Wis. Stats., from 2023 WI Act 12 – notwithstanding subs. (2) and (3))

Contact Information

If you have questions, contact us at lgs@wisconsin.gov, (608) 266-8618 or (608) 261-5167.



State of Wisconsin • DEPARTMENT OF REVENUE

DIVISION OF STATE AND LOCAL FINANCE • BUREAU OF LOCAL GOVERNMENT SERVICES • 2135 RIMROCK RD MADISON, WI 53713

Mailing Address:
PO Box 8971 #6-97
Madison WI 53708-8971
Fax: (608) 264-6887
lgs@wisconsin.gov

September 13, 2024

KIM LAVIOLETTE
TOWN OF NAVARINO
N281 STATE HIGHWAY 187
SHIOCTON WI 54170

Notice of Shared Revenue – 2025 Original Estimate

Notice Information

The Wisconsin Department of Revenue (DOR) is providing the **estimated** shared revenue amounts your local government will receive in 2025 under current state law for county and municipal aid, supplemental county and municipal aid, utility aid and the expenditure restraint incentive program. This does not include adjustments, shown on the July and November payment notices.

District	TOWN OF NAVARINO	County	SHAWANO	Co-muni code	58-034
-----------------	------------------	---------------	---------	---------------------	--------

Estimate Information

For an explanation of each aid payment listed below, review the additional information in this notice.

2025 Original Estimate	
1. County and municipal aid	\$24,575.91
2. Utility aid	\$0.00
3. Supplemental county and municipal aid	\$37,808.83
4. Expenditure restraint incentive program	\$0.00
5. Total Estimated 2025 Payments (sum of Lines 1-4)	\$62,384.74

Payment Information

Your local government will receive two distributions in 2025 :

- July 28, 2025: 15% of Line 1, 2, and 3 and 100% of Line 4 (*shown above*)
- November 17, 2025: balance of your 2025 aid payments

County and Municipal Aid

Under state law, the county and municipal aid paid to each county and municipality must be equal to the amount determined in 2012 (sec. 79.036, Wis. Stats.) and adjusted for fallen protective services insurance reimbursement (sec. 79.036(4), Wis. Stats.).

County and Municipal Aid Calculation	
1. Prior year county and municipal aid	\$24,025.11
2. Increase due to sales tax revenue, including adjustments (<i>district changes</i>)	\$552.58
3. Fallen protective services insurance adjustment	-\$1.78
4. Fallen protective services insurance reimbursement (<i>reported to DOR</i>)	\$0.00
5. Total County and Municipal Aid (sum of Lines 1-4)	\$24,575.91

Utility Aid

- Under state law, utility aid is distributed to each county and municipality where tax-exempt utility property is located (sec. 79.04, Wis. Stats.)
- Utility companies report utility property information to DOR annually
- DOR uses the provided information to accurately calculate utility aid (*shown below*)

Utility Aid Calculation	
1. Net book value, <i>as of December 31, 2024 (including expected additions/retirements)</i>	\$0.00
2. Total net book value payment	\$0.00
3. Minimum payment	\$0.00
4. Megawatt capacity	0.0
5. Megawatt capacity payment	\$0.00
6. Closed/decommissioned production plant (phased down) payment	\$0.00
7. Subtotal (<i>sum of Lines 2, 3, 5 and 6</i>)	\$0.00
8. Population cap	\$177,225.00
9. Adjusted subtotal (<i>lesser of Line 7 or Line 8</i>)	\$0.00
10. Adjacent site incentive payment	\$0.00
11. Baseload incentive payment	\$0.00
12. Co-generation incentive payment	\$0.00
13. Alternative energy incentive payment	\$0.00
14. Total incentive payments (<i>sum of Lines 10 through 13</i>)	\$0.00
15. Spent nuclear fuel payment	\$0.00
16. Total Utility Aid – this is the utility aid payment listed on the front of the estimate (<i>sum of Lines 9, 14 and 15</i>)	\$0.00

Supplemental County and Municipal Aid

- Under state law, supplemental county and municipal aid paid to each county and municipality is determined by 2023 Wisconsin Act 12 (sec. 79.037, Wis. Stats.)
- For detailed information, review [county and municipal aid spreadsheet](#)

Supplemental County and Municipal Aid Calculation	
1. Prior year supplemental county and municipal aid	\$36,958.78
2. Increase due to sales tax revenue including adjustments (<i>district changes</i>)	\$850.05
3. Total Supplemental County and Municipal Aid (<i>sum of Lines 1 and 2</i>)	\$37,808.83

Expenditure Restraint Incentive Program

- Only municipalities are eligible to receive Expenditure Restraint Incentive Program (ERIP) payments
- Under state law, in 2025, each municipality will receive a payment that is equal to the amount of the payment received by the municipality in 2024 (sec. 79.05(4), Wis. Stats., from 2023 WI Act 12 – notwithstanding subs. (2) and (3))

Contact Information

If you have questions, contact us at lgs@wisconsin.gov, (608) 266-8618 or (608) 261-5167.



State of Wisconsin • DEPARTMENT OF REVENUE

DIVISION OF STATE AND LOCAL FINANCE • BUREAU OF LOCAL GOVERNMENT SERVICES • 2135 RIMROCK RD MADISON, WI 53713

Mailing Address:
PO Box 8971 #6-97
Madison WI 53708-8971
Fax: (608) 264-6887
lgs@wisconsin.gov

September 13, 2024

KAREN HABECK
TOWN OF PELLA
W10233 COUNTY ROAD D
CLINTONVILLE WI 54929-8998

Notice of Shared Revenue – 2025 Original Estimate

Notice Information

The Wisconsin Department of Revenue (DOR) is providing the **estimated** shared revenue amounts your local government will receive in 2025 under current state law for county and municipal aid, supplemental county and municipal aid, utility aid and the expenditure restraint incentive program. This does not include adjustments, shown on the July and November payment notices.

District	TOWN OF PELLA	County	SHAWANO	Co-muni code	58-036
-----------------	---------------	---------------	---------	---------------------	--------

Estimate Information

For an explanation of each aid payment listed below, review the additional information in this notice.

2025 Original Estimate	
1. County and municipal aid	\$43,689.38
2. Utility aid	\$16,661.63
3. Supplemental county and municipal aid	\$46,298.45
4. Expenditure restraint incentive program	\$0.00
5. Total Estimated 2025 Payments (sum of Lines 1-4)	\$106,649.46

Payment Information

Your local government will receive two distributions in 2025 :

- July 28, 2025: 15% of Line 1, 2, and 3 and 100% of Line 4 (*shown above*)
- November 17, 2025: balance of your 2025 aid payments

County and Municipal Aid

Under state law, the county and municipal aid paid to each county and municipality must be equal to the amount determined in 2012 (sec. 79.036, Wis. Stats.) and adjusted for fallen protective services insurance reimbursement (sec. 79.036(4), Wis. Stats.).

County and Municipal Aid Calculation	
1. Prior year county and municipal aid	\$42,710.21
2. Increase due to sales tax revenue, including adjustments (<i>district changes</i>)	\$982.33
3. Fallen protective services insurance adjustment	-\$3.16
4. Fallen protective services insurance reimbursement (<i>reported to DOR</i>)	\$0.00
5. Total County and Municipal Aid (sum of Lines 1-4)	\$43,689.38

Utility Aid

- Under state law, utility aid is distributed to each county and municipality where tax-exempt utility property is located (sec. 79.04, Wis. Stats.)
- Utility companies report utility property information to DOR annually
- DOR uses the provided information to accurately calculate utility aid (*shown below*)

Utility Aid Calculation	
1. Net book value, as of December 31, 2024 (including expected additions/retirements)	\$5,553,877.00
2. Total net book value payment	\$16,661.63
3. Minimum payment	\$0.00
4. Megawatt capacity	0.0
5. Megawatt capacity payment	\$0.00
6. Closed/decommissioned production plant (phased down) payment	\$0.00
7. Subtotal (sum of Lines 2, 3, 5 and 6)	\$16,661.63
8. Population cap	\$387,600.00
9. Adjusted subtotal (lesser of Line 7 or Line 8)	\$16,661.63
10. Adjacent site incentive payment	\$0.00
11. Baseload incentive payment	\$0.00
12. Co-generation incentive payment	\$0.00
13. Alternative energy incentive payment	\$0.00
14. Total incentive payments (sum of Lines 10 through 13)	\$0.00
15. Spent nuclear fuel payment	\$0.00
16. Total Utility Aid – this is the utility aid payment listed on the front of the estimate (sum of Lines 9, 14 and 15)	\$16,661.63

Supplemental County and Municipal Aid

- Under state law, supplemental county and municipal aid paid to each county and municipality is determined by 2023 Wisconsin Act 12 (sec. 79.037, Wis. Stats.)
- For detailed information, review [county and municipal aid spreadsheet](#)

Supplemental County and Municipal Aid Calculation	
1. Prior year supplemental county and municipal aid	\$45,257.53
2. Increase due to sales tax revenue including adjustments (district changes)	\$1,040.92
3. Total Supplemental County and Municipal Aid (sum of Lines 1 and 2)	\$46,298.45

Expenditure Restraint Incentive Program

- Only municipalities are eligible to receive Expenditure Restraint Incentive Program (ERIP) payments
- Under state law, in 2025, each municipality will receive a payment that is equal to the amount of the payment received by the municipality in 2024 (sec. 79.05(4), Wis. Stats., from 2023 WI Act 12 – notwithstanding subs. (2) and (3))

Contact Information

If you have questions, contact us at lgs@wisconsin.gov, (608) 266-8618 or (608) 261-5167.



State of Wisconsin • DEPARTMENT OF REVENUE

DIVISION OF STATE AND LOCAL FINANCE • BUREAU OF LOCAL GOVERNMENT SERVICES • 2135 RIMROCK RD MADISON, WI 53713

Mailing Address:
PO Box 8971 #6-97
Madison WI 53708-8971
Fax: (608) 264-6887
lgs@wisconsin.gov

September 13, 2024

GWEN OLSEN
TOWN OF RED SPRINGS
W11019 TOWNHALL RD
GRESHAM WI 54128

Notice of Shared Revenue – 2025 Original Estimate

Notice Information

The Wisconsin Department of Revenue (DOR) is providing the **estimated** shared revenue amounts your local government will receive in 2025 under current state law for county and municipal aid, supplemental county and municipal aid, utility aid and the expenditure restraint incentive program. This does not include adjustments, shown on the July and November payment notices.

District	TOWN OF RED SPRINGS	County	SHAWANO	Co-muni code	58-038
-----------------	---------------------	---------------	---------	---------------------	--------

Estimate Information

For an explanation of each aid payment listed below, review the additional information in this notice.

2025 Original Estimate	
1. County and municipal aid	\$23,163.95
2. Utility aid	\$6.92
3. Supplemental county and municipal aid	\$47,861.76
4. Expenditure restraint incentive program	\$0.00
5. Total Estimated 2025 Payments (sum of Lines 1-4)	\$71,032.63

Payment Information

Your local government will receive two distributions in 2025 :

- July 28, 2025: 15% of Line 1, 2, and 3 and 100% of Line 4 (*shown above*)
- November 17, 2025: balance of your 2025 aid payments

County and Municipal Aid

Under state law, the county and municipal aid paid to each county and municipality must be equal to the amount determined in 2012 (sec. 79.036, Wis. Stats.) and adjusted for fallen protective services insurance reimbursement (sec. 79.036(4), Wis. Stats.).

County and Municipal Aid Calculation	
1. Prior year county and municipal aid	\$22,644.79
2. Increase due to sales tax revenue, including adjustments (<i>district changes</i>)	\$520.83
3. Fallen protective services insurance adjustment	-\$1.67
4. Fallen protective services insurance reimbursement (<i>reported to DOR</i>)	\$0.00
5. Total County and Municipal Aid (sum of Lines 1-4)	\$23,163.95

Utility Aid

- Under state law, utility aid is distributed to each county and municipality where tax-exempt utility property is located (sec. 79.04, Wis. Stats.)
- Utility companies report utility property information to DOR annually
- DOR uses the provided information to accurately calculate utility aid (*shown below*)

Utility Aid Calculation	
1. Net book value, <i>as of December 31, 2024 (including expected additions/retirements)</i>	\$2,306.00
2. Total net book value payment	\$6.92
3. Minimum payment	\$0.00
4. Megawatt capacity	0.0
5. Megawatt capacity payment	\$0.00
6. Closed/decommissioned production plant (phased down) payment	\$0.00
7. Subtotal (<i>sum of Lines 2, 3, 5 and 6</i>)	\$6.92
8. Population cap	\$421,175.00
9. Adjusted subtotal (<i>lesser of Line 7 or Line 8</i>)	\$6.92
10. Adjacent site incentive payment	\$0.00
11. Baseload incentive payment	\$0.00
12. Co-generation incentive payment	\$0.00
13. Alternative energy incentive payment	\$0.00
14. Total incentive payments (<i>sum of Lines 10 through 13</i>)	\$0.00
15. Spent nuclear fuel payment	\$0.00
16. Total Utility Aid – this is the utility aid payment listed on the front of the estimate (<i>sum of Lines 9, 14 and 15</i>)	\$6.92

Supplemental County and Municipal Aid

- Under state law, supplemental county and municipal aid paid to each county and municipality is determined by 2023 Wisconsin Act 12 (sec. 79.037, Wis. Stats.)
- For detailed information, review [county and municipal aid spreadsheet](#)

Supplemental County and Municipal Aid Calculation	
1. Prior year supplemental county and municipal aid	\$46,785.69
2. Increase due to sales tax revenue including adjustments (<i>district changes</i>)	\$1,076.07
3. Total Supplemental County and Municipal Aid (<i>sum of Lines 1 and 2</i>)	\$47,861.76

Expenditure Restraint Incentive Program

- Only municipalities are eligible to receive Expenditure Restraint Incentive Program (ERIP) payments
- Under state law, in 2025, each municipality will receive a payment that is equal to the amount of the payment received by the municipality in 2024 (sec. 79.05(4), Wis. Stats., from 2023 WI Act 12 – notwithstanding subs. (2) and (3))

Contact Information

If you have questions, contact us at lgs@wisconsin.gov, (608) 266-8618 or (608) 261-5167.



State of Wisconsin • DEPARTMENT OF REVENUE

DIVISION OF STATE AND LOCAL FINANCE • BUREAU OF LOCAL GOVERNMENT SERVICES • 2135 RIMROCK RD MADISON, WI 53713

Mailing Address:
PO Box 8971 #6-97
Madison WI 53708-8971
Fax: (608) 264-6887
lgs@wisconsin.gov

September 13, 2024

JULIE SCHOENIKE
TOWN OF RICHMOND
PO BOX 240, N5170 CTY RD MM
SHAWANO WI 54166-0240

Notice of Shared Revenue – 2025 Original Estimate

Notice Information

The Wisconsin Department of Revenue (DOR) is providing the **estimated** shared revenue amounts your local government will receive in 2025 under current state law for county and municipal aid, supplemental county and municipal aid, utility aid and the expenditure restraint incentive program. This does not include adjustments, shown on the July and November payment notices.

District	TOWN OF RICHMOND	County	SHAWANO	Co-muni code	58-040
-----------------	------------------	---------------	---------	---------------------	--------

Estimate Information

For an explanation of each aid payment listed below, review the additional information in this notice.

2025 Original Estimate	
1. County and municipal aid	\$41,290.59
2. Utility aid	\$4,627.99
3. Supplemental county and municipal aid	\$62,283.85
4. Expenditure restraint incentive program	\$0.00
5. Total Estimated 2025 Payments (sum of Lines 1-4)	\$108,202.43

Payment Information

Your local government will receive two distributions in 2025 :

- July 28, 2025: 15% of Line 1, 2, and 3 and 100% of Line 4 (*shown above*)
- November 17, 2025: balance of your 2025 aid payments

County and Municipal Aid

Under state law, the county and municipal aid paid to each county and municipality must be equal to the amount determined in 2012 (sec. 79.036, Wis. Stats.) and adjusted for fallen protective services insurance reimbursement (sec. 79.036(4), Wis. Stats.).

County and Municipal Aid Calculation	
1. Prior year county and municipal aid	\$40,365.17
2. Increase due to sales tax revenue, including adjustments (<i>district changes</i>)	\$928.40
3. Fallen protective services insurance adjustment	-\$2.98
4. Fallen protective services insurance reimbursement (<i>reported to DOR</i>)	\$0.00
5. Total County and Municipal Aid (sum of Lines 1-4)	\$41,290.59

Utility Aid

- Under state law, utility aid is distributed to each county and municipality where tax-exempt utility property is located (sec. 79.04, Wis. Stats.)
- Utility companies report utility property information to DOR annually
- DOR uses the provided information to accurately calculate utility aid (*shown below*)

Utility Aid Calculation	
1. Net book value, <i>as of December 31, 2024 (including expected additions/retirements)</i>	\$1,542,664.00
2. Total net book value payment	\$4,627.99
3. Minimum payment	\$0.00
4. Megawatt capacity	0.0
5. Megawatt capacity payment	\$0.00
6. Closed/decommissioned production plant (phased down) payment	\$0.00
7. Subtotal (<i>sum of Lines 2, 3, 5 and 6</i>)	\$4,627.99
8. Population cap	\$782,850.00
9. Adjusted subtotal (<i>lesser of Line 7 or Line 8</i>)	\$4,627.99
10. Adjacent site incentive payment	\$0.00
11. Baseload incentive payment	\$0.00
12. Co-generation incentive payment	\$0.00
13. Alternative energy incentive payment	\$0.00
14. Total incentive payments (<i>sum of Lines 10 through 13</i>)	\$0.00
15. Spent nuclear fuel payment	\$0.00
16. Total Utility Aid – this is the utility aid payment listed on the front of the estimate (<i>sum of Lines 9, 14 and 15</i>)	\$4,627.99

Supplemental County and Municipal Aid

- Under state law, supplemental county and municipal aid paid to each county and municipality is determined by 2023 Wisconsin Act 12 (sec. 79.037, Wis. Stats.)
- For detailed information, review [county and municipal aid spreadsheet](#)

Supplemental County and Municipal Aid Calculation	
1. Prior year supplemental county and municipal aid	\$60,883.53
2. Increase due to sales tax revenue including adjustments (<i>district changes</i>)	\$1,400.32
3. Total Supplemental County and Municipal Aid (<i>sum of Lines 1 and 2</i>)	\$62,283.85

Expenditure Restraint Incentive Program

- Only municipalities are eligible to receive Expenditure Restraint Incentive Program (ERIP) payments
- Under state law, in 2025, each municipality will receive a payment that is equal to the amount of the payment received by the municipality in 2024 (sec. 79.05(4), Wis. Stats., from 2023 WI Act 12 – notwithstanding subs. (2) and (3))

Contact Information

If you have questions, contact us at lgs@wisconsin.gov, (608) 266-8618 or (608) 261-5167.



State of Wisconsin • DEPARTMENT OF REVENUE

DIVISION OF STATE AND LOCAL FINANCE • BUREAU OF LOCAL GOVERNMENT SERVICES • 2135 RIMROCK RD MADISON, WI 53713

Mailing Address:
PO Box 8971 #6-97
Madison WI 53708-8971
Fax: (608) 264-6887
lgs@wisconsin.gov

September 13, 2024

R. RIGSBY
TOWN OF SENECA
PO BOX 85
TILLEDA WI 54978-0085

Notice of Shared Revenue – 2025 Original Estimate

Notice Information

The Wisconsin Department of Revenue (DOR) is providing the **estimated** shared revenue amounts your local government will receive in 2025 under current state law for county and municipal aid, supplemental county and municipal aid, utility aid and the expenditure restraint incentive program. This does not include adjustments, shown on the July and November payment notices.

District	TOWN OF SENECA	County	SHAWANO	Co-muni code	58-042
-----------------	----------------	---------------	---------	---------------------	--------

Estimate Information

For an explanation of each aid payment listed below, review the additional information in this notice.

2025 Original Estimate	
1. County and municipal aid	\$23,158.25
2. Utility aid	\$0.00
3. Supplemental county and municipal aid	\$39,218.40
4. Expenditure restraint incentive program	\$0.00
5. Total Estimated 2025 Payments (sum of Lines 1-4)	\$62,376.65

Payment Information

Your local government will receive two distributions in 2025 :

- July 28, 2025: 15% of Line 1, 2, and 3 and 100% of Line 4 (*shown above*)
- November 17, 2025: balance of your 2025 aid payments

County and Municipal Aid

Under state law, the county and municipal aid paid to each county and municipality must be equal to the amount determined in 2012 (sec. 79.036, Wis. Stats.) and adjusted for fallen protective services insurance reimbursement (sec. 79.036(4), Wis. Stats.).

County and Municipal Aid Calculation	
1. Prior year county and municipal aid	\$22,639.22
2. Increase due to sales tax revenue, including adjustments (<i>district changes</i>)	\$520.70
3. Fallen protective services insurance adjustment	-\$1.67
4. Fallen protective services insurance reimbursement (<i>reported to DOR</i>)	\$0.00
5. Total County and Municipal Aid (sum of Lines 1-4)	\$23,158.25

Utility Aid

- Under state law, utility aid is distributed to each county and municipality where tax-exempt utility property is located (sec. 79.04, Wis. Stats.)
- Utility companies report utility property information to DOR annually
- DOR uses the provided information to accurately calculate utility aid (*shown below*)

Utility Aid Calculation	
1. Net book value, <i>as of December 31, 2024 (including expected additions/retirements)</i>	\$0.00
2. Total net book value payment	\$0.00
3. Minimum payment	\$0.00
4. Megawatt capacity	0.0
5. Megawatt capacity payment	\$0.00
6. Closed/decommissioned production plant (phased down) payment	\$0.00
7. Subtotal (<i>sum of Lines 2, 3, 5 and 6</i>)	\$0.00
8. Population cap	\$210,800.00
9. Adjusted subtotal (<i>lesser of Line 7 or Line 8</i>)	\$0.00
10. Adjacent site incentive payment	\$0.00
11. Baseload incentive payment	\$0.00
12. Co-generation incentive payment	\$0.00
13. Alternative energy incentive payment	\$0.00
14. Total incentive payments (<i>sum of Lines 10 through 13</i>)	\$0.00
15. Spent nuclear fuel payment	\$0.00
16. Total Utility Aid – this is the utility aid payment listed on the front of the estimate (<i>sum of Lines 9, 14 and 15</i>)	\$0.00

Supplemental County and Municipal Aid

- Under state law, supplemental county and municipal aid paid to each county and municipality is determined by 2023 Wisconsin Act 12 (sec. 79.037, Wis. Stats.)
- For detailed information, review [county and municipal aid spreadsheet](#)

Supplemental County and Municipal Aid Calculation	
1. Prior year supplemental county and municipal aid	\$38,336.66
2. Increase due to sales tax revenue including adjustments (<i>district changes</i>)	\$881.74
3. Total Supplemental County and Municipal Aid (<i>sum of Lines 1 and 2</i>)	\$39,218.40

Expenditure Restraint Incentive Program

- Only municipalities are eligible to receive Expenditure Restraint Incentive Program (ERIP) payments
- Under state law, in 2025, each municipality will receive a payment that is equal to the amount of the payment received by the municipality in 2024 (sec. 79.05(4), Wis. Stats., from 2023 WI Act 12 – notwithstanding subs. (2) and (3))

Contact Information

If you have questions, contact us at lgs@wisconsin.gov, (608) 266-8618 or (608) 261-5167.



State of Wisconsin • DEPARTMENT OF REVENUE

DIVISION OF STATE AND LOCAL FINANCE • BUREAU OF LOCAL GOVERNMENT SERVICES • 2135 RIMROCK RD MADISON, WI 53713

Mailing Address:
PO Box 8971 #6-97
Madison WI 53708-8971
Fax: (608) 264-6887
lgs@wisconsin.gov

September 13, 2024

KARA SKARLUPKA
TOWN OF WASHINGTON
N6593 LAKE CREST DR.
CECIL WI 54111

Notice of Shared Revenue – 2025 Original Estimate

Notice Information

The Wisconsin Department of Revenue (DOR) is providing the **estimated** shared revenue amounts your local government will receive in 2025 under current state law for county and municipal aid, supplemental county and municipal aid, utility aid and the expenditure restraint incentive program. This does not include adjustments, shown on the July and November payment notices.

District	TOWN OF WASHINGTON	County	SHAWANO	Co-muni code	58-044
-----------------	--------------------	---------------	---------	---------------------	--------

Estimate Information

For an explanation of each aid payment listed below, review the additional information in this notice.

2025 Original Estimate	
1. County and municipal aid	\$23,899.20
2. Utility aid	\$11,068.66
3. Supplemental county and municipal aid	\$64,583.12
4. Expenditure restraint incentive program	\$0.00
5. Total Estimated 2025 Payments (sum of Lines 1-4)	\$99,550.98

Payment Information

Your local government will receive two distributions in 2025 :

- July 28, 2025: 15% of Line 1, 2, and 3 and 100% of Line 4 (*shown above*)
- November 17, 2025: balance of your 2025 aid payments

County and Municipal Aid

Under state law, the county and municipal aid paid to each county and municipality must be equal to the amount determined in 2012 (sec. 79.036, Wis. Stats.) and adjusted for fallen protective services insurance reimbursement (sec. 79.036(4), Wis. Stats.).

County and Municipal Aid Calculation	
1. Prior year county and municipal aid	\$23,363.57
2. Increase due to sales tax revenue, including adjustments (<i>district changes</i>)	\$537.36
3. Fallen protective services insurance adjustment	-\$1.73
4. Fallen protective services insurance reimbursement (<i>reported to DOR</i>)	\$0.00
5. Total County and Municipal Aid (sum of Lines 1-4)	\$23,899.20

Utility Aid

- Under state law, utility aid is distributed to each county and municipality where tax-exempt utility property is located (sec. 79.04, Wis. Stats.)
- Utility companies report utility property information to DOR annually
- DOR uses the provided information to accurately calculate utility aid (*shown below*)

Utility Aid Calculation	
1. Net book value, <i>as of December 31, 2024 (including expected additions/retirements)</i>	\$3,689,554.00
2. Total net book value payment	\$11,068.66
3. Minimum payment	\$0.00
4. Megawatt capacity	0.0
5. Megawatt capacity payment	\$0.00
6. Closed/decommissioned production plant (phased down) payment	\$0.00
7. Subtotal (<i>sum of Lines 2, 3, 5 and 6</i>)	\$11,068.66
8. Population cap	\$851,700.00
9. Adjusted subtotal (<i>lesser of Line 7 or Line 8</i>)	\$11,068.66
10. Adjacent site incentive payment	\$0.00
11. Baseload incentive payment	\$0.00
12. Co-generation incentive payment	\$0.00
13. Alternative energy incentive payment	\$0.00
14. Total incentive payments (<i>sum of Lines 10 through 13</i>)	\$0.00
15. Spent nuclear fuel payment	\$0.00
16. Total Utility Aid – this is the utility aid payment listed on the front of the estimate (<i>sum of Lines 9, 14 and 15</i>)	\$11,068.66

Supplemental County and Municipal Aid

- Under state law, supplemental county and municipal aid paid to each county and municipality is determined by 2023 Wisconsin Act 12 (sec. 79.037, Wis. Stats.)
- For detailed information, review [county and municipal aid spreadsheet](#)

Supplemental County and Municipal Aid Calculation	
1. Prior year supplemental county and municipal aid	\$63,131.10
2. Increase due to sales tax revenue including adjustments (<i>district changes</i>)	\$1,452.02
3. Total Supplemental County and Municipal Aid (<i>sum of Lines 1 and 2</i>)	\$64,583.12

Expenditure Restraint Incentive Program

- Only municipalities are eligible to receive Expenditure Restraint Incentive Program (ERIP) payments
- Under state law, in 2025, each municipality will receive a payment that is equal to the amount of the payment received by the municipality in 2024 (sec. 79.05(4), Wis. Stats., from 2023 WI Act 12 – notwithstanding subs. (2) and (3))

Contact Information

If you have questions, contact us at lgs@wisconsin.gov, (608) 266-8618 or (608) 261-5167.



State of Wisconsin • DEPARTMENT OF REVENUE

DIVISION OF STATE AND LOCAL FINANCE • BUREAU OF LOCAL GOVERNMENT SERVICES • 2135 RIMROCK RD MADISON, WI 53713

Mailing Address:
PO Box 8971 #6-97
Madison WI 53708-8971
Fax: (608) 264-6887
lgs@wisconsin.gov

September 13, 2024

CHRISTINE PREY
TOWN OF WAUKECHON
W7005 ST JOHNS CHURCH RD
CLINTONVILLE WI 54929-8201

Notice of Shared Revenue – 2025 Original Estimate

Notice Information

The Wisconsin Department of Revenue (DOR) is providing the **estimated** shared revenue amounts your local government will receive in 2025 under current state law for county and municipal aid, supplemental county and municipal aid, utility aid and the expenditure restraint incentive program. This does not include adjustments, shown on the July and November payment notices.

District	TOWN OF WAUKECHON	County	SHAWANO	Co-muni code	58-046
-----------------	-------------------	---------------	---------	---------------------	--------

Estimate Information

For an explanation of each aid payment listed below, review the additional information in this notice.

2025 Original Estimate	
1. County and municipal aid	\$32,977.25
2. Utility aid	\$3,218.65
3. Supplemental county and municipal aid	\$47,999.18
4. Expenditure restraint incentive program	\$0.00
5. Total Estimated 2025 Payments (sum of Lines 1-4)	\$84,195.08

Payment Information

Your local government will receive two distributions in 2025 :

- July 28, 2025: 15% of Line 1, 2, and 3 and 100% of Line 4 (*shown above*)
- November 17, 2025: balance of your 2025 aid payments

County and Municipal Aid

Under state law, the county and municipal aid paid to each county and municipality must be equal to the amount determined in 2012 (sec. 79.036, Wis. Stats.) and adjusted for fallen protective services insurance reimbursement (sec. 79.036(4), Wis. Stats.).

County and Municipal Aid Calculation	
1. Prior year county and municipal aid	\$32,238.15
2. Increase due to sales tax revenue, including adjustments (<i>district changes</i>)	\$741.48
3. Fallen protective services insurance adjustment	-\$2.38
4. Fallen protective services insurance reimbursement (<i>reported to DOR</i>)	\$0.00
5. Total County and Municipal Aid (sum of Lines 1-4)	\$32,977.25

Utility Aid

- Under state law, utility aid is distributed to each county and municipality where tax-exempt utility property is located (sec. 79.04, Wis. Stats.)
- Utility companies report utility property information to DOR annually
- DOR uses the provided information to accurately calculate utility aid (*shown below*)

Utility Aid Calculation	
1. Net book value, <i>as of December 31, 2024 (including expected additions/retirements)</i>	\$1,072,883.00
2. Total net book value payment	\$3,218.65
3. Minimum payment	\$0.00
4. Megawatt capacity	0.0
5. Megawatt capacity payment	\$0.00
6. Closed/decommissioned production plant (phased down) payment	\$0.00
7. Subtotal (<i>sum of Lines 2, 3, 5 and 6</i>)	\$3,218.65
8. Population cap	\$427,125.00
9. Adjusted subtotal (<i>lesser of Line 7 or Line 8</i>)	\$3,218.65
10. Adjacent site incentive payment	\$0.00
11. Baseload incentive payment	\$0.00
12. Co-generation incentive payment	\$0.00
13. Alternative energy incentive payment	\$0.00
14. Total incentive payments (<i>sum of Lines 10 through 13</i>)	\$0.00
15. Spent nuclear fuel payment	\$0.00
16. Total Utility Aid – this is the utility aid payment listed on the front of the estimate (<i>sum of Lines 9, 14 and 15</i>)	\$3,218.65

Supplemental County and Municipal Aid

- Under state law, supplemental county and municipal aid paid to each county and municipality is determined by 2023 Wisconsin Act 12 (sec. 79.037, Wis. Stats.)
- For detailed information, review [county and municipal aid spreadsheet](#)

Supplemental County and Municipal Aid Calculation	
1. Prior year supplemental county and municipal aid	\$46,920.02
2. Increase due to sales tax revenue including adjustments (<i>district changes</i>)	\$1,079.16
3. Total Supplemental County and Municipal Aid (<i>sum of Lines 1 and 2</i>)	\$47,999.18

Expenditure Restraint Incentive Program

- Only municipalities are eligible to receive Expenditure Restraint Incentive Program (ERIP) payments
- Under state law, in 2025, each municipality will receive a payment that is equal to the amount of the payment received by the municipality in 2024 (sec. 79.05(4), Wis. Stats., from 2023 WI Act 12 – notwithstanding subs. (2) and (3))

Contact Information

If you have questions, contact us at lgs@wisconsin.gov, (608) 266-8618 or (608) 261-5167.



State of Wisconsin • DEPARTMENT OF REVENUE

DIVISION OF STATE AND LOCAL FINANCE • BUREAU OF LOCAL GOVERNMENT SERVICES • 2135 RIMROCK RD MADISON, WI 53713

Mailing Address:
PO Box 8971 #6-97
Madison WI 53708-8971
Fax: (608) 264-6887
lgs@wisconsin.gov

September 13, 2024

ANGELA VREEKE
TOWN OF WESCOTT
PO BOX 536, N5794 OLD KESHENA
SHAWANO WI 54166-0536

Notice of Shared Revenue – 2025 Original Estimate

Notice Information

The Wisconsin Department of Revenue (DOR) is providing the **estimated** shared revenue amounts your local government will receive in 2025 under current state law for county and municipal aid, supplemental county and municipal aid, utility aid and the expenditure restraint incentive program. This does not include adjustments, shown on the July and November payment notices.

District	TOWN OF WESCOTT	County	SHAWANO	Co-muni code	58-048
-----------------	-----------------	---------------	---------	---------------------	--------

Estimate Information

For an explanation of each aid payment listed below, review the additional information in this notice.

2025 Original Estimate	
1. County and municipal aid	\$41,979.19
2. Utility aid	\$7,128.59
3. Supplemental county and municipal aid	\$86,732.29
4. Expenditure restraint incentive program	\$0.00
5. Total Estimated 2025 Payments (sum of Lines 1-4)	\$135,840.07

Payment Information

Your local government will receive two distributions in 2025 :

- July 28, 2025: 15% of Line 1, 2, and 3 and 100% of Line 4 (*shown above*)
- November 17, 2025: balance of your 2025 aid payments

County and Municipal Aid

Under state law, the county and municipal aid paid to each county and municipality must be equal to the amount determined in 2012 (sec. 79.036, Wis. Stats.) and adjusted for fallen protective services insurance reimbursement (sec. 79.036(4), Wis. Stats.).

County and Municipal Aid Calculation	
1. Prior year county and municipal aid	\$41,038.34
2. Increase due to sales tax revenue, including adjustments (<i>district changes</i>)	\$943.88
3. Fallen protective services insurance adjustment	-\$3.03
4. Fallen protective services insurance reimbursement (<i>reported to DOR</i>)	\$0.00
5. Total County and Municipal Aid (sum of Lines 1-4)	\$41,979.19

Utility Aid

- Under state law, utility aid is distributed to each county and municipality where tax-exempt utility property is located (sec. 79.04, Wis. Stats.)
- Utility companies report utility property information to DOR annually
- DOR uses the provided information to accurately calculate utility aid (*shown below*)

Utility Aid Calculation	
1. Net book value, <i>as of December 31, 2024 (including expected additions/retirements)</i>	\$2,376,195.00
2. Total net book value payment	\$7,128.59
3. Minimum payment	\$0.00
4. Megawatt capacity	0.0
5. Megawatt capacity payment	\$0.00
6. Closed/decommissioned production plant (phased down) payment	\$0.00
7. Subtotal (<i>sum of Lines 2, 3, 5 and 6</i>)	\$7,128.59
8. Population cap	\$1,380,825.00
9. Adjusted subtotal (<i>lesser of Line 7 or Line 8</i>)	\$7,128.59
10. Adjacent site incentive payment	\$0.00
11. Baseload incentive payment	\$0.00
12. Co-generation incentive payment	\$0.00
13. Alternative energy incentive payment	\$0.00
14. Total incentive payments (<i>sum of Lines 10 through 13</i>)	\$0.00
15. Spent nuclear fuel payment	\$0.00
16. Total Utility Aid – this is the utility aid payment listed on the front of the estimate (<i>sum of Lines 9, 14 and 15</i>)	\$7,128.59

Supplemental County and Municipal Aid

- Under state law, supplemental county and municipal aid paid to each county and municipality is determined by 2023 Wisconsin Act 12 (sec. 79.037, Wis. Stats.)
- For detailed information, review [county and municipal aid spreadsheet](#)

Supplemental County and Municipal Aid Calculation	
1. Prior year supplemental county and municipal aid	\$84,782.30
2. Increase due to sales tax revenue including adjustments (<i>district changes</i>)	\$1,949.99
3. Total Supplemental County and Municipal Aid (<i>sum of Lines 1 and 2</i>)	\$86,732.29

Expenditure Restraint Incentive Program

- Only municipalities are eligible to receive Expenditure Restraint Incentive Program (ERIP) payments
- Under state law, in 2025, each municipality will receive a payment that is equal to the amount of the payment received by the municipality in 2024 (sec. 79.05(4), Wis. Stats., from 2023 WI Act 12 – notwithstanding subs. (2) and (3))

Contact Information

If you have questions, contact us at lgs@wisconsin.gov, (608) 266-8618 or (608) 261-5167.



State of Wisconsin • DEPARTMENT OF REVENUE

DIVISION OF STATE AND LOCAL FINANCE • BUREAU OF LOCAL GOVERNMENT SERVICES • 2135 RIMROCK RD MADISON, WI 53713

Mailing Address:
PO Box 8971 #6-97
Madison WI 53708-8971
Fax: (608) 264-6887
lgs@wisconsin.gov

September 13, 2024

MARIA DONAT
TOWN OF WITTENBERG
PO BOX 186
WITTENBERG WI 54499-0186

Notice of Shared Revenue – 2025 Original Estimate

Notice Information

The Wisconsin Department of Revenue (DOR) is providing the **estimated** shared revenue amounts your local government will receive in 2025 under current state law for county and municipal aid, supplemental county and municipal aid, utility aid and the expenditure restraint incentive program. This does not include adjustments, shown on the July and November payment notices.

District	TOWN OF WITTENBERG	County	SHAWANO	Co-muni code	58-050
-----------------	--------------------	---------------	---------	---------------------	--------

Estimate Information

For an explanation of each aid payment listed below, review the additional information in this notice.

2025 Original Estimate	
1. County and municipal aid	\$63,734.51
2. Utility aid	\$25,966.16
3. Supplemental county and municipal aid	\$44,769.33
4. Expenditure restraint incentive program	\$0.00
5. Total Estimated 2025 Payments (sum of Lines 1-4)	\$134,470.00

Payment Information

Your local government will receive two distributions in 2025 :

- July 28, 2025: 15% of Line 1, 2, and 3 and 100% of Line 4 (*shown above*)
- November 17, 2025: balance of your 2025 aid payments

County and Municipal Aid

Under state law, the county and municipal aid paid to each county and municipality must be equal to the amount determined in 2012 (sec. 79.036, Wis. Stats.) and adjusted for fallen protective services insurance reimbursement (sec. 79.036(4), Wis. Stats.).

County and Municipal Aid Calculation	
1. Prior year county and municipal aid	\$62,306.07
2. Increase due to sales tax revenue, including adjustments (<i>district changes</i>)	\$1,433.04
3. Fallen protective services insurance adjustment	-\$4.60
4. Fallen protective services insurance reimbursement (<i>reported to DOR</i>)	\$0.00
5. Total County and Municipal Aid (sum of Lines 1-4)	\$63,734.51

Utility Aid

- Under state law, utility aid is distributed to each county and municipality where tax-exempt utility property is located (sec. 79.04, Wis. Stats.)
- Utility companies report utility property information to DOR annually
- DOR uses the provided information to accurately calculate utility aid (*shown below*)

Utility Aid Calculation	
1. Net book value, <i>as of December 31, 2024 (including expected additions/retirements)</i>	\$8,655,387.00
2. Total net book value payment	\$25,966.16
3. Minimum payment	\$0.00
4. Megawatt capacity	0.0
5. Megawatt capacity payment	\$0.00
6. Closed/decommissioned production plant (phased down) payment	\$0.00
7. Subtotal (<i>sum of Lines 2, 3, 5 and 6</i>)	\$25,966.16
8. Population cap	\$351,050.00
9. Adjusted subtotal (<i>lesser of Line 7 or Line 8</i>)	\$25,966.16
10. Adjacent site incentive payment	\$0.00
11. Baseload incentive payment	\$0.00
12. Co-generation incentive payment	\$0.00
13. Alternative energy incentive payment	\$0.00
14. Total incentive payments (<i>sum of Lines 10 through 13</i>)	\$0.00
15. Spent nuclear fuel payment	\$0.00
16. Total Utility Aid – this is the utility aid payment listed on the front of the estimate (<i>sum of Lines 9, 14 and 15</i>)	\$25,966.16

Supplemental County and Municipal Aid

- Under state law, supplemental county and municipal aid paid to each county and municipality is determined by 2023 Wisconsin Act 12 (sec. 79.037, Wis. Stats.)
- For detailed information, review [county and municipal aid spreadsheet](#)

Supplemental County and Municipal Aid Calculation	
1. Prior year supplemental county and municipal aid	\$43,762.79
2. Increase due to sales tax revenue including adjustments (<i>district changes</i>)	\$1,006.54
3. Total Supplemental County and Municipal Aid (<i>sum of Lines 1 and 2</i>)	\$44,769.33

Expenditure Restraint Incentive Program

- Only municipalities are eligible to receive Expenditure Restraint Incentive Program (ERIP) payments
- Under state law, in 2025, each municipality will receive a payment that is equal to the amount of the payment received by the municipality in 2024 (sec. 79.05(4), Wis. Stats., from 2023 WI Act 12 – notwithstanding subs. (2) and (3))

Contact Information

If you have questions, contact us at lgs@wisconsin.gov, (608) 266-8618 or (608) 261-5167.



State of Wisconsin • DEPARTMENT OF REVENUE

DIVISION OF STATE AND LOCAL FINANCE • BUREAU OF LOCAL GOVERNMENT SERVICES • 2135 RIMROCK RD MADISON, WI 53713

Mailing Address:
PO Box 8971 #6-97
Madison WI 53708-8971
Fax: (608) 264-6887
lgs@wisconsin.gov

September 13, 2024

MARY O'NEILL
VILLAGE OF ANIWA
PO BOX 15
ANIWA WI 54408

Notice of Shared Revenue – 2025 Original Estimate

Notice Information

The Wisconsin Department of Revenue (DOR) is providing the **estimated** shared revenue amounts your local government will receive in 2025 under current state law for county and municipal aid, supplemental county and municipal aid, utility aid and the expenditure restraint incentive program. This does not include adjustments, shown on the July and November payment notices.

District	VILLAGE OF ANIWA	County	SHAWANO	Co-muni code	58-101
-----------------	------------------	---------------	---------	---------------------	--------

Estimate Information

For an explanation of each aid payment listed below, review the additional information in this notice.

2025 Original Estimate	
1. County and municipal aid	\$64,363.28
2. Utility aid	\$0.00
3. Supplemental county and municipal aid	\$34,782.92
4. Expenditure restraint incentive program	\$0.00
5. Total Estimated 2025 Payments (sum of Lines 1-4)	\$99,146.20

Payment Information

Your local government will receive two distributions in 2025 :

- July 28, 2025: 15% of Line 1, 2, and 3 and 100% of Line 4 (*shown above*)
- November 17, 2025: balance of your 2025 aid payments

County and Municipal Aid

Under state law, the county and municipal aid paid to each county and municipality must be equal to the amount determined in 2012 (sec. 79.036, Wis. Stats.) and adjusted for fallen protective services insurance reimbursement (sec. 79.036(4), Wis. Stats.).

County and Municipal Aid Calculation	
1. Prior year county and municipal aid	\$62,920.75
2. Increase due to sales tax revenue, including adjustments (<i>district changes</i>)	\$1,447.18
3. Fallen protective services insurance adjustment	-\$4.65
4. Fallen protective services insurance reimbursement (<i>reported to DOR</i>)	\$0.00
5. Total County and Municipal Aid (sum of Lines 1-4)	\$64,363.28

Utility Aid

- Under state law, utility aid is distributed to each county and municipality where tax-exempt utility property is located (sec. 79.04, Wis. Stats.)
- Utility companies report utility property information to DOR annually
- DOR uses the provided information to accurately calculate utility aid (*shown below*)

Utility Aid Calculation	
1. Net book value, <i>as of December 31, 2024 (including expected additions/retirements)</i>	\$0.00
2. Total net book value payment	\$0.00
3. Minimum payment	\$0.00
4. Megawatt capacity	0.0
5. Megawatt capacity payment	\$0.00
6. Closed/decommissioned production plant (phased down) payment	\$0.00
7. Subtotal (<i>sum of Lines 2, 3, 5 and 6</i>)	\$0.00
8. Population cap	\$98,600.00
9. Adjusted subtotal (<i>lesser of Line 7 or Line 8</i>)	\$0.00
10. Adjacent site incentive payment	\$0.00
11. Baseload incentive payment	\$0.00
12. Co-generation incentive payment	\$0.00
13. Alternative energy incentive payment	\$0.00
14. Total incentive payments (<i>sum of Lines 10 through 13</i>)	\$0.00
15. Spent nuclear fuel payment	\$0.00
16. Total Utility Aid – this is the utility aid payment listed on the front of the estimate (<i>sum of Lines 9, 14 and 15</i>)	\$0.00

Supplemental County and Municipal Aid

- Under state law, supplemental county and municipal aid paid to each county and municipality is determined by 2023 Wisconsin Act 12 (sec. 79.037, Wis. Stats.)
- For detailed information, review [county and municipal aid spreadsheet](#)

Supplemental County and Municipal Aid Calculation	
1. Prior year supplemental county and municipal aid	\$34,000.90
2. Increase due to sales tax revenue including adjustments (<i>district changes</i>)	\$782.02
3. Total Supplemental County and Municipal Aid (<i>sum of Lines 1 and 2</i>)	\$34,782.92

Expenditure Restraint Incentive Program

- Only municipalities are eligible to receive Expenditure Restraint Incentive Program (ERIP) payments
- Under state law, in 2025, each municipality will receive a payment that is equal to the amount of the payment received by the municipality in 2024 (sec. 79.05(4), Wis. Stats., from 2023 WI Act 12 – notwithstanding subs. (2) and (3))

Contact Information

If you have questions, contact us at lgs@wisconsin.gov, (608) 266-8618 or (608) 261-5167.



State of Wisconsin • DEPARTMENT OF REVENUE

DIVISION OF STATE AND LOCAL FINANCE • BUREAU OF LOCAL GOVERNMENT SERVICES • 2135 RIMROCK RD MADISON, WI 53713

Mailing Address:
PO Box 8971 #6-97
Madison WI 53708-8971
Fax: (608) 264-6887
lgs@wisconsin.gov

September 13, 2024

LAURI KLUMPYAN
VILLAGE OF BIRNAMWOOD
PO BOX M
BIRNAMWOOD WI 54414-0913

Notice of Shared Revenue – 2025 Original Estimate

Notice Information

The Wisconsin Department of Revenue (DOR) is providing the **estimated** shared revenue amounts your local government will receive in 2025 under current state law for county and municipal aid, supplemental county and municipal aid, utility aid and the expenditure restraint incentive program. This does not include adjustments, shown on the July and November payment notices.

District	VILLAGE OF BIRNAMWOOD	County	SHAWANO	Co-muni code	58-106
-----------------	-----------------------	---------------	---------	---------------------	--------

Estimate Information

For an explanation of each aid payment listed below, review the additional information in this notice.

2025 Original Estimate	
1. County and municipal aid	\$103,153.04
2. Utility aid	\$12,761.73
3. Supplemental county and municipal aid	\$43,274.41
4. Expenditure restraint incentive program	\$0.00
5. Total Estimated 2025 Payments (sum of Lines 1-4)	\$159,189.18

Payment Information

Your local government will receive two distributions in 2025 :

- July 28, 2025: 15% of Line 1, 2, and 3 and 100% of Line 4 (*shown above*)
- November 17, 2025: balance of your 2025 aid payments

County and Municipal Aid

Under state law, the county and municipal aid paid to each county and municipality must be equal to the amount determined in 2012 (sec. 79.036, Wis. Stats.) and adjusted for fallen protective services insurance reimbursement (sec. 79.036(4), Wis. Stats.).

County and Municipal Aid Calculation	
1. Prior year county and municipal aid	\$100,841.14
2. Increase due to sales tax revenue, including adjustments (<i>district changes</i>)	\$2,319.35
3. Fallen protective services insurance adjustment	-\$7.45
4. Fallen protective services insurance reimbursement (<i>reported to DOR</i>)	\$0.00
5. Total County and Municipal Aid (sum of Lines 1-4)	\$103,153.04

Utility Aid

- Under state law, utility aid is distributed to each county and municipality where tax-exempt utility property is located (sec. 79.04, Wis. Stats.)
- Utility companies report utility property information to DOR annually
- DOR uses the provided information to accurately calculate utility aid (*shown below*)

Utility Aid Calculation	
1. Net book value, <i>as of December 31, 2024 (including expected additions/retirements)</i>	\$2,126,955.00
2. Total net book value payment	\$12,761.73
3. Minimum payment	\$0.00
4. Megawatt capacity	0.0
5. Megawatt capacity payment	\$0.00
6. Closed/decommissioned production plant (phased down) payment	\$0.00
7. Subtotal (<i>sum of Lines 2, 3, 5 and 6</i>)	\$12,761.73
8. Population cap	\$305,150.00
9. Adjusted subtotal (<i>lesser of Line 7 or Line 8</i>)	\$12,761.73
10. Adjacent site incentive payment	\$0.00
11. Baseload incentive payment	\$0.00
12. Co-generation incentive payment	\$0.00
13. Alternative energy incentive payment	\$0.00
14. Total incentive payments (<i>sum of Lines 10 through 13</i>)	\$0.00
15. Spent nuclear fuel payment	\$0.00
16. Total Utility Aid – this is the utility aid payment listed on the front of the estimate (<i>sum of Lines 9, 14 and 15</i>)	\$12,761.73

Supplemental County and Municipal Aid

- Under state law, supplemental county and municipal aid paid to each county and municipality is determined by 2023 Wisconsin Act 12 (sec. 79.037, Wis. Stats.)
- For detailed information, review [county and municipal aid spreadsheet](#)

Supplemental County and Municipal Aid Calculation	
1. Prior year supplemental county and municipal aid	\$42,301.48
2. Increase due to sales tax revenue including adjustments (<i>district changes</i>)	\$972.93
3. Total Supplemental County and Municipal Aid (<i>sum of Lines 1 and 2</i>)	\$43,274.41

Expenditure Restraint Incentive Program

- Only municipalities are eligible to receive Expenditure Restraint Incentive Program (ERIP) payments
- Under state law, in 2025, each municipality will receive a payment that is equal to the amount of the payment received by the municipality in 2024 (sec. 79.05(4), Wis. Stats., from 2023 WI Act 12 – notwithstanding subs. (2) and (3))

Contact Information

If you have questions, contact us at lgs@wisconsin.gov, (608) 266-8618 or (608) 261-5167.



State of Wisconsin • DEPARTMENT OF REVENUE

DIVISION OF STATE AND LOCAL FINANCE • BUREAU OF LOCAL GOVERNMENT SERVICES • 2135 RIMROCK RD MADISON, WI 53713

Mailing Address:
PO Box 8971 #6-97
Madison WI 53708-8971
Fax: (608) 264-6887
lgs@wisconsin.gov

September 13, 2024

MICHELLE MAROSZEK
VILLAGE OF BONDUEL
117 WEST GREEN BAY ST.
PO BOX 67
BONDUEL WI 54107

Notice of Shared Revenue – 2025 Original Estimate

Notice Information

The Wisconsin Department of Revenue (DOR) is providing the **estimated** shared revenue amounts your local government will receive in 2025 under current state law for county and municipal aid, supplemental county and municipal aid, utility aid and the expenditure restraint incentive program. This does not include adjustments, shown on the July and November payment notices.

District	VILLAGE OF BONDUEL	County	SHAWANO	Co-muni code	58-107
-----------------	--------------------	---------------	---------	---------------------	--------

Estimate Information

For an explanation of each aid payment listed below, review the additional information in this notice.

2025 Original Estimate	
1. County and municipal aid	\$186,070.57
2. Utility aid	\$6,820.72
3. Supplemental county and municipal aid	\$54,937.35
4. Expenditure restraint incentive program	\$28,285.38
5. Total Estimated 2025 Payments (sum of Lines 1-4)	\$276,114.02

Payment Information

Your local government will receive two distributions in 2025 :

- July 28, 2025: 15% of Line 1, 2, and 3 and 100% of Line 4 (*shown above*)
- November 17, 2025: balance of your 2025 aid payments

County and Municipal Aid

Under state law, the county and municipal aid paid to each county and municipality must be equal to the amount determined in 2012 (sec. 79.036, Wis. Stats.) and adjusted for fallen protective services insurance reimbursement (sec. 79.036(4), Wis. Stats.).

County and Municipal Aid Calculation	
1. Prior year county and municipal aid	\$181,900.30
2. Increase due to sales tax revenue, including adjustments (<i>district changes</i>)	\$4,183.71
3. Fallen protective services insurance adjustment	-\$13.44
4. Fallen protective services insurance reimbursement (<i>reported to DOR</i>)	\$0.00
5. Total County and Municipal Aid (sum of Lines 1-4)	\$186,070.57

Utility Aid

- Under state law, utility aid is distributed to each county and municipality where tax-exempt utility property is located (sec. 79.04, Wis. Stats.)
- Utility companies report utility property information to DOR annually
- DOR uses the provided information to accurately calculate utility aid (*shown below*)

Utility Aid Calculation	
1. Net book value, <i>as of December 31, 2024 (including expected additions/retirements)</i>	\$1,136,786.00
2. Total net book value payment	\$6,820.72
3. Minimum payment	\$0.00
4. Megawatt capacity	0.0
5. Megawatt capacity payment	\$0.00
6. Closed/decommissioned production plant (phased down) payment	\$0.00
7. Subtotal (<i>sum of Lines 2, 3, 5 and 6</i>)	\$6,820.72
8. Population cap	\$597,550.00
9. Adjusted subtotal (<i>lesser of Line 7 or Line 8</i>)	\$6,820.72
10. Adjacent site incentive payment	\$0.00
11. Baseload incentive payment	\$0.00
12. Co-generation incentive payment	\$0.00
13. Alternative energy incentive payment	\$0.00
14. Total incentive payments (<i>sum of Lines 10 through 13</i>)	\$0.00
15. Spent nuclear fuel payment	\$0.00
16. Total Utility Aid – this is the utility aid payment listed on the front of the estimate (<i>sum of Lines 9, 14 and 15</i>)	\$6,820.72

Supplemental County and Municipal Aid

- Under state law, supplemental county and municipal aid paid to each county and municipality is determined by 2023 Wisconsin Act 12 (sec. 79.037, Wis. Stats.)
- For detailed information, review [county and municipal aid spreadsheet](#)

Supplemental County and Municipal Aid Calculation	
1. Prior year supplemental county and municipal aid	\$53,702.20
2. Increase due to sales tax revenue including adjustments (<i>district changes</i>)	\$1,235.15
3. Total Supplemental County and Municipal Aid (<i>sum of Lines 1 and 2</i>)	\$54,937.35

Expenditure Restraint Incentive Program

- Only municipalities are eligible to receive Expenditure Restraint Incentive Program (ERIP) payments
- Under state law, in 2025, each municipality will receive a payment that is equal to the amount of the payment received by the municipality in 2024 (sec. 79.05(4), Wis. Stats., from 2023 WI Act 12 – notwithstanding subs. (2) and (3))

Contact Information

If you have questions, contact us at lgs@wisconsin.gov, (608) 266-8618 or (608) 261-5167.



State of Wisconsin • DEPARTMENT OF REVENUE

DIVISION OF STATE AND LOCAL FINANCE • BUREAU OF LOCAL GOVERNMENT SERVICES • 2135 RIMROCK RD MADISON, WI 53713

Mailing Address:
PO Box 8971 #6-97
Madison WI 53708-8971
Fax: (608) 264-6887
lgs@wisconsin.gov

September 13, 2024

KERRY BREITRICK
VILLAGE OF BOWLER
PO BOX 68
BOWLER WI 54416

Notice of Shared Revenue – 2025 Original Estimate

Notice Information

The Wisconsin Department of Revenue (DOR) is providing the **estimated** shared revenue amounts your local government will receive in 2025 under current state law for county and municipal aid, supplemental county and municipal aid, utility aid and the expenditure restraint incentive program. This does not include adjustments, shown on the July and November payment notices.

District	VILLAGE OF BOWLER	County	SHAWANO	Co-muni code	58-108
-----------------	-------------------	---------------	---------	---------------------	--------

Estimate Information

For an explanation of each aid payment listed below, review the additional information in this notice.

2025 Original Estimate	
1. County and municipal aid	\$91,354.01
2. Utility aid	\$299.20
3. Supplemental county and municipal aid	\$36,175.61
4. Expenditure restraint incentive program	\$0.00
5. Total Estimated 2025 Payments (sum of Lines 1-4)	\$127,828.82

Payment Information

Your local government will receive two distributions in 2025 :

- July 28, 2025: 15% of Line 1, 2, and 3 and 100% of Line 4 (*shown above*)
- November 17, 2025: balance of your 2025 aid payments

County and Municipal Aid

Under state law, the county and municipal aid paid to each county and municipality must be equal to the amount determined in 2012 (sec. 79.036, Wis. Stats.) and adjusted for fallen protective services insurance reimbursement (sec. 79.036(4), Wis. Stats.).

County and Municipal Aid Calculation	
1. Prior year county and municipal aid	\$89,306.56
2. Increase due to sales tax revenue, including adjustments (<i>district changes</i>)	\$2,054.05
3. Fallen protective services insurance adjustment	-\$6.60
4. Fallen protective services insurance reimbursement (<i>reported to DOR</i>)	\$0.00
5. Total County and Municipal Aid (sum of Lines 1-4)	\$91,354.01

Utility Aid

- Under state law, utility aid is distributed to each county and municipality where tax-exempt utility property is located (sec. 79.04, Wis. Stats.)
- Utility companies report utility property information to DOR annually
- DOR uses the provided information to accurately calculate utility aid (*shown below*)

Utility Aid Calculation	
1. Net book value, <i>as of December 31, 2024 (including expected additions/retirements)</i>	\$49,867.00
2. Total net book value payment	\$299.20
3. Minimum payment	\$0.00
4. Megawatt capacity	0.0
5. Megawatt capacity payment	\$0.00
6. Closed/decommissioned production plant (phased down) payment	\$0.00
7. Subtotal (<i>sum of Lines 2, 3, 5 and 6</i>)	\$299.20
8. Population cap	\$131,750.00
9. Adjusted subtotal (<i>lesser of Line 7 or Line 8</i>)	\$299.20
10. Adjacent site incentive payment	\$0.00
11. Baseload incentive payment	\$0.00
12. Co-generation incentive payment	\$0.00
13. Alternative energy incentive payment	\$0.00
14. Total incentive payments (<i>sum of Lines 10 through 13</i>)	\$0.00
15. Spent nuclear fuel payment	\$0.00
16. Total Utility Aid – this is the utility aid payment listed on the front of the estimate <i>(sum of Lines 9, 14 and 15)</i>	\$299.20

Supplemental County and Municipal Aid

- Under state law, supplemental county and municipal aid paid to each county and municipality is determined by 2023 Wisconsin Act 12 (sec. 79.037, Wis. Stats.)
- For detailed information, review [county and municipal aid spreadsheet](#)

Supplemental County and Municipal Aid Calculation	
1. Prior year supplemental county and municipal aid	\$35,362.28
2. Increase due to sales tax revenue including adjustments (<i>district changes</i>)	\$813.33
3. Total Supplemental County and Municipal Aid (<i>sum of Lines 1 and 2</i>)	\$36,175.61

Expenditure Restraint Incentive Program

- Only municipalities are eligible to receive Expenditure Restraint Incentive Program (ERIP) payments
- Under state law, in 2025, each municipality will receive a payment that is equal to the amount of the payment received by the municipality in 2024 (sec. 79.05(4), Wis. Stats., from 2023 WI Act 12 – notwithstanding subs. (2) and (3))

Contact Information

If you have questions, contact us at lgs@wisconsin.gov, (608) 266-8618 or (608) 261-5167.



State of Wisconsin • DEPARTMENT OF REVENUE

DIVISION OF STATE AND LOCAL FINANCE • BUREAU OF LOCAL GOVERNMENT SERVICES • 2135 RIMROCK RD MADISON, WI 53713

Mailing Address:
PO Box 8971 #6-97
Madison WI 53708-8971
Fax: (608) 264-6887
lgs@wisconsin.gov

September 13, 2024

TERI WESTERFELD
VILLAGE OF CECIL
PO BOX 159
CECIL WI 54111-0159

Notice of Shared Revenue – 2025 Original Estimate

Notice Information

The Wisconsin Department of Revenue (DOR) is providing the **estimated** shared revenue amounts your local government will receive in 2025 under current state law for county and municipal aid, supplemental county and municipal aid, utility aid and the expenditure restraint incentive program. This does not include adjustments, shown on the July and November payment notices.

District	VILLAGE OF CECIL	County	SHAWANO	Co-muni code	58-111
-----------------	------------------	---------------	---------	---------------------	--------

Estimate Information

For an explanation of each aid payment listed below, review the additional information in this notice.

2025 Original Estimate	
1. County and municipal aid	\$24,743.93
2. Utility aid	\$0.00
3. Supplemental county and municipal aid	\$39,820.01
4. Expenditure restraint incentive program	\$0.00
5. Total Estimated 2025 Payments (sum of Lines 1-4)	\$64,563.94

Payment Information

Your local government will receive two distributions in 2025 :

- July 28, 2025: 15% of Line 1, 2, and 3 and 100% of Line 4 (*shown above*)
- November 17, 2025: balance of your 2025 aid payments

County and Municipal Aid

Under state law, the county and municipal aid paid to each county and municipality must be equal to the amount determined in 2012 (sec. 79.036, Wis. Stats.) and adjusted for fallen protective services insurance reimbursement (sec. 79.036(4), Wis. Stats.).

County and Municipal Aid Calculation	
1. Prior year county and municipal aid	\$24,189.36
2. Increase due to sales tax revenue, including adjustments (<i>district changes</i>)	\$556.36
3. Fallen protective services insurance adjustment	-\$1.79
4. Fallen protective services insurance reimbursement (<i>reported to DOR</i>)	\$0.00
5. Total County and Municipal Aid (sum of Lines 1-4)	\$24,743.93

Utility Aid

- Under state law, utility aid is distributed to each county and municipality where tax-exempt utility property is located (sec. 79.04, Wis. Stats.)
- Utility companies report utility property information to DOR annually
- DOR uses the provided information to accurately calculate utility aid (*shown below*)

Utility Aid Calculation	
1. Net book value, <i>as of December 31, 2024 (including expected additions/retirements)</i>	\$0.00
2. Total net book value payment	\$0.00
3. Minimum payment	\$0.00
4. Megawatt capacity	0.0
5. Megawatt capacity payment	\$0.00
6. Closed/decommissioned production plant (phased down) payment	\$0.00
7. Subtotal (<i>sum of Lines 2, 3, 5 and 6</i>)	\$0.00
8. Population cap	\$227,800.00
9. Adjusted subtotal (<i>lesser of Line 7 or Line 8</i>)	\$0.00
10. Adjacent site incentive payment	\$0.00
11. Baseload incentive payment	\$0.00
12. Co-generation incentive payment	\$0.00
13. Alternative energy incentive payment	\$0.00
14. Total incentive payments (<i>sum of Lines 10 through 13</i>)	\$0.00
15. Spent nuclear fuel payment	\$0.00
16. Total Utility Aid – this is the utility aid payment listed on the front of the estimate (<i>sum of Lines 9, 14 and 15</i>)	\$0.00

Supplemental County and Municipal Aid

- Under state law, supplemental county and municipal aid paid to each county and municipality is determined by 2023 Wisconsin Act 12 (sec. 79.037, Wis. Stats.)
- For detailed information, review [county and municipal aid spreadsheet](#)

Supplemental County and Municipal Aid Calculation	
1. Prior year supplemental county and municipal aid	\$38,924.74
2. Increase due to sales tax revenue including adjustments (<i>district changes</i>)	\$895.27
3. Total Supplemental County and Municipal Aid (<i>sum of Lines 1 and 2</i>)	\$39,820.01

Expenditure Restraint Incentive Program

- Only municipalities are eligible to receive Expenditure Restraint Incentive Program (ERIP) payments
- Under state law, in 2025, each municipality will receive a payment that is equal to the amount of the payment received by the municipality in 2024 (sec. 79.05(4), Wis. Stats., from 2023 WI Act 12 – notwithstanding subs. (2) and (3))

Contact Information

If you have questions, contact us at lgs@wisconsin.gov, (608) 266-8618 or (608) 261-5167.



State of Wisconsin • DEPARTMENT OF REVENUE

DIVISION OF STATE AND LOCAL FINANCE • BUREAU OF LOCAL GOVERNMENT SERVICES • 2135 RIMROCK RD MADISON, WI 53713

Mailing Address:
PO Box 8971 #6-97
Madison WI 53708-8971
Fax: (608) 264-6887
lgs@wisconsin.gov

September 13, 2024

DENISE LARSON
VILLAGE OF ELAND
W19141 MAPLE STREET, POB 65
ELAND WI 54427-0065

Notice of Shared Revenue – 2025 Original Estimate

Notice Information

The Wisconsin Department of Revenue (DOR) is providing the **estimated** shared revenue amounts your local government will receive in 2025 under current state law for county and municipal aid, supplemental county and municipal aid, utility aid and the expenditure restraint incentive program. This does not include adjustments, shown on the July and November payment notices.

District	VILLAGE OF ELAND	County	SHAWANO	Co-muni code	58-121
-----------------	------------------	---------------	---------	---------------------	--------

Estimate Information

For an explanation of each aid payment listed below, review the additional information in this notice.

2025 Original Estimate	
1. County and municipal aid	\$44,529.30
2. Utility aid	\$0.00
3. Supplemental county and municipal aid	\$34,060.72
4. Expenditure restraint incentive program	\$0.00
5. Total Estimated 2025 Payments (sum of Lines 1-4)	\$78,590.02

Payment Information

Your local government will receive two distributions in 2025 :

- July 28, 2025: 15% of Line 1, 2, and 3 and 100% of Line 4 (*shown above*)
- November 17, 2025: balance of your 2025 aid payments

County and Municipal Aid

Under state law, the county and municipal aid paid to each county and municipality must be equal to the amount determined in 2012 (sec. 79.036, Wis. Stats.) and adjusted for fallen protective services insurance reimbursement (sec. 79.036(4), Wis. Stats.).

County and Municipal Aid Calculation	
1. Prior year county and municipal aid	\$43,531.30
2. Increase due to sales tax revenue, including adjustments (<i>district changes</i>)	\$1,001.22
3. Fallen protective services insurance adjustment	-\$3.22
4. Fallen protective services insurance reimbursement (<i>reported to DOR</i>)	\$0.00
5. Total County and Municipal Aid (sum of Lines 1-4)	\$44,529.30

Utility Aid

- Under state law, utility aid is distributed to each county and municipality where tax-exempt utility property is located (sec. 79.04, Wis. Stats.)
- Utility companies report utility property information to DOR annually
- DOR uses the provided information to accurately calculate utility aid (*shown below*)

Utility Aid Calculation	
1. Net book value, <i>as of December 31, 2024 (including expected additions/retirements)</i>	\$0.00
2. Total net book value payment	\$0.00
3. Minimum payment	\$0.00
4. Megawatt capacity	0.0
5. Megawatt capacity payment	\$0.00
6. Closed/decommissioned production plant (phased down) payment	\$0.00
7. Subtotal (<i>sum of Lines 2, 3, 5 and 6</i>)	\$0.00
8. Population cap	\$81,175.00
9. Adjusted subtotal (<i>lesser of Line 7 or Line 8</i>)	\$0.00
10. Adjacent site incentive payment	\$0.00
11. Baseload incentive payment	\$0.00
12. Co-generation incentive payment	\$0.00
13. Alternative energy incentive payment	\$0.00
14. Total incentive payments (<i>sum of Lines 10 through 13</i>)	\$0.00
15. Spent nuclear fuel payment	\$0.00
16. Total Utility Aid – this is the utility aid payment listed on the front of the estimate (<i>sum of Lines 9, 14 and 15</i>)	\$0.00

Supplemental County and Municipal Aid

- Under state law, supplemental county and municipal aid paid to each county and municipality is determined by 2023 Wisconsin Act 12 (sec. 79.037, Wis. Stats.)
- For detailed information, review [county and municipal aid spreadsheet](#)

Supplemental County and Municipal Aid Calculation	
1. Prior year supplemental county and municipal aid	\$33,294.94
2. Increase due to sales tax revenue including adjustments (<i>district changes</i>)	\$765.78
3. Total Supplemental County and Municipal Aid (<i>sum of Lines 1 and 2</i>)	\$34,060.72

Expenditure Restraint Incentive Program

- Only municipalities are eligible to receive Expenditure Restraint Incentive Program (ERIP) payments
- Under state law, in 2025, each municipality will receive a payment that is equal to the amount of the payment received by the municipality in 2024 (sec. 79.05(4), Wis. Stats., from 2023 WI Act 12 – notwithstanding subs. (2) and (3))

Contact Information

If you have questions, contact us at lgs@wisconsin.gov, (608) 266-8618 or (608) 261-5167.



State of Wisconsin • DEPARTMENT OF REVENUE

DIVISION OF STATE AND LOCAL FINANCE • BUREAU OF LOCAL GOVERNMENT SERVICES • 2135 RIMROCK RD MADISON, WI 53713

Mailing Address:
PO Box 8971 #6-97
Madison WI 53708-8971
Fax: (608) 264-6887
lgs@wisconsin.gov

September 13, 2024

JUDY KRISTOF
VILLAGE OF GRESHAM
PO BOX 50, 801 MAIN ST.
GRESHAM WI 54128-0050

Notice of Shared Revenue – 2025 Original Estimate

Notice Information

The Wisconsin Department of Revenue (DOR) is providing the **estimated** shared revenue amounts your local government will receive in 2025 under current state law for county and municipal aid, supplemental county and municipal aid, utility aid and the expenditure restraint incentive program. This does not include adjustments, shown on the July and November payment notices.

District	VILLAGE OF GRESHAM	County	SHAWANO	Co-muni code	58-131
-----------------	--------------------	---------------	---------	---------------------	--------

Estimate Information

For an explanation of each aid payment listed below, review the additional information in this notice.

2025 Original Estimate	
1. County and municipal aid	\$145,181.21
2. Utility aid	\$0.00
3. Supplemental county and municipal aid	\$39,837.20
4. Expenditure restraint incentive program	\$0.00
5. Total Estimated 2025 Payments (sum of Lines 1-4)	\$185,018.41

Payment Information

Your local government will receive two distributions in 2025 :

- July 28, 2025: 15% of Line 1, 2, and 3 and 100% of Line 4 (*shown above*)
- November 17, 2025: balance of your 2025 aid payments

County and Municipal Aid

Under state law, the county and municipal aid paid to each county and municipality must be equal to the amount determined in 2012 (sec. 79.036, Wis. Stats.) and adjusted for fallen protective services insurance reimbursement (sec. 79.036(4), Wis. Stats.).

County and Municipal Aid Calculation	
1. Prior year county and municipal aid	\$141,927.37
2. Increase due to sales tax revenue, including adjustments (<i>district changes</i>)	\$3,264.33
3. Fallen protective services insurance adjustment	-\$10.49
4. Fallen protective services insurance reimbursement (<i>reported to DOR</i>)	\$0.00
5. Total County and Municipal Aid (sum of Lines 1-4)	\$145,181.21

Utility Aid

- Under state law, utility aid is distributed to each county and municipality where tax-exempt utility property is located (sec. 79.04, Wis. Stats.)
- Utility companies report utility property information to DOR annually
- DOR uses the provided information to accurately calculate utility aid (*shown below*)

Utility Aid Calculation	
1. Net book value, <i>as of December 31, 2024 (including expected additions/retirements)</i>	\$0.00
2. Total net book value payment	\$0.00
3. Minimum payment	\$0.00
4. Megawatt capacity	0.0
5. Megawatt capacity payment	\$0.00
6. Closed/decommissioned production plant (phased down) payment	\$0.00
7. Subtotal (<i>sum of Lines 2, 3, 5 and 6</i>)	\$0.00
8. Population cap	\$224,400.00
9. Adjusted subtotal (<i>lesser of Line 7 or Line 8</i>)	\$0.00
10. Adjacent site incentive payment	\$0.00
11. Baseload incentive payment	\$0.00
12. Co-generation incentive payment	\$0.00
13. Alternative energy incentive payment	\$0.00
14. Total incentive payments (<i>sum of Lines 10 through 13</i>)	\$0.00
15. Spent nuclear fuel payment	\$0.00
16. Total Utility Aid – this is the utility aid payment listed on the front of the estimate (<i>sum of Lines 9, 14 and 15</i>)	\$0.00

Supplemental County and Municipal Aid

- Under state law, supplemental county and municipal aid paid to each county and municipality is determined by 2023 Wisconsin Act 12 (sec. 79.037, Wis. Stats.)
- For detailed information, review [county and municipal aid spreadsheet](#)

Supplemental County and Municipal Aid Calculation	
1. Prior year supplemental county and municipal aid	\$38,941.54
2. Increase due to sales tax revenue including adjustments (<i>district changes</i>)	\$895.66
3. Total Supplemental County and Municipal Aid (<i>sum of Lines 1 and 2</i>)	\$39,837.20

Expenditure Restraint Incentive Program

- Only municipalities are eligible to receive Expenditure Restraint Incentive Program (ERIP) payments
- Under state law, in 2025, each municipality will receive a payment that is equal to the amount of the payment received by the municipality in 2024 (sec. 79.05(4), Wis. Stats., from 2023 WI Act 12 – notwithstanding subs. (2) and (3))

Contact Information

If you have questions, contact us at lgs@wisconsin.gov, (608) 266-8618 or (608) 261-5167.



State of Wisconsin • DEPARTMENT OF REVENUE

DIVISION OF STATE AND LOCAL FINANCE • BUREAU OF LOCAL GOVERNMENT SERVICES • 2135 RIMROCK RD MADISON, WI 53713

Mailing Address:
PO Box 8971 #6-97
Madison WI 53708-8971
Fax: (608) 264-6887
lgs@wisconsin.gov

September 13, 2024

ANGIE COPAS
VILLAGE OF MATTOON
PO BOX 225, 310 SLATE AVE.
MATTOON WI 54450

Notice of Shared Revenue – 2025 Original Estimate

Notice Information

The Wisconsin Department of Revenue (DOR) is providing the **estimated** shared revenue amounts your local government will receive in 2025 under current state law for county and municipal aid, supplemental county and municipal aid, utility aid and the expenditure restraint incentive program. This does not include adjustments, shown on the July and November payment notices.

District	VILLAGE OF MATTOON	County	SHAWANO	Co-muni code	58-151
-----------------	--------------------	---------------	---------	---------------------	--------

Estimate Information

For an explanation of each aid payment listed below, review the additional information in this notice.

2025 Original Estimate	
1. County and municipal aid	\$187,981.73
2. Utility aid	\$233.98
3. Supplemental county and municipal aid	\$37,601.99
4. Expenditure restraint incentive program	\$0.00
5. Total Estimated 2025 Payments (sum of Lines 1-4)	\$225,817.70

Payment Information

Your local government will receive two distributions in 2025 :

- July 28, 2025: 15% of Line 1, 2, and 3 and 100% of Line 4 (*shown above*)
- November 17, 2025: balance of your 2025 aid payments

County and Municipal Aid

Under state law, the county and municipal aid paid to each county and municipality must be equal to the amount determined in 2012 (sec. 79.036, Wis. Stats.) and adjusted for fallen protective services insurance reimbursement (sec. 79.036(4), Wis. Stats.).

County and Municipal Aid Calculation	
1. Prior year county and municipal aid	\$183,768.63
2. Increase due to sales tax revenue, including adjustments (<i>district changes</i>)	\$4,226.68
3. Fallen protective services insurance adjustment	-\$13.58
4. Fallen protective services insurance reimbursement (<i>reported to DOR</i>)	\$0.00
5. Total County and Municipal Aid (sum of Lines 1-4)	\$187,981.73

Utility Aid

- Under state law, utility aid is distributed to each county and municipality where tax-exempt utility property is located (sec. 79.04, Wis. Stats.)
- Utility companies report utility property information to DOR annually
- DOR uses the provided information to accurately calculate utility aid (*shown below*)

Utility Aid Calculation	
1. Net book value, <i>as of December 31, 2024 (including expected additions/retirements)</i>	\$38,997.00
2. Total net book value payment	\$233.98
3. Minimum payment	\$0.00
4. Megawatt capacity	0.0
5. Megawatt capacity payment	\$0.00
6. Closed/decommissioned production plant (phased down) payment	\$0.00
7. Subtotal (<i>sum of Lines 2, 3, 5 and 6</i>)	\$233.98
8. Population cap	\$149,175.00
9. Adjusted subtotal (<i>lesser of Line 7 or Line 8</i>)	\$233.98
10. Adjacent site incentive payment	\$0.00
11. Baseload incentive payment	\$0.00
12. Co-generation incentive payment	\$0.00
13. Alternative energy incentive payment	\$0.00
14. Total incentive payments (<i>sum of Lines 10 through 13</i>)	\$0.00
15. Spent nuclear fuel payment	\$0.00
16. Total Utility Aid – this is the utility aid payment listed on the front of the estimate (<i>sum of Lines 9, 14 and 15</i>)	\$233.98

Supplemental County and Municipal Aid

- Under state law, supplemental county and municipal aid paid to each county and municipality is determined by 2023 Wisconsin Act 12 (sec. 79.037, Wis. Stats.)
- For detailed information, review [county and municipal aid spreadsheet](#)

Supplemental County and Municipal Aid Calculation	
1. Prior year supplemental county and municipal aid	\$36,756.59
2. Increase due to sales tax revenue including adjustments (<i>district changes</i>)	\$845.40
3. Total Supplemental County and Municipal Aid (<i>sum of Lines 1 and 2</i>)	\$37,601.99

Expenditure Restraint Incentive Program

- Only municipalities are eligible to receive Expenditure Restraint Incentive Program (ERIP) payments
- Under state law, in 2025, each municipality will receive a payment that is equal to the amount of the payment received by the municipality in 2024 (sec. 79.05(4), Wis. Stats., from 2023 WI Act 12 – notwithstanding subs. (2) and (3))

Contact Information

If you have questions, contact us at lgs@wisconsin.gov, (608) 266-8618 or (608) 261-5167.



State of Wisconsin • DEPARTMENT OF REVENUE

DIVISION OF STATE AND LOCAL FINANCE • BUREAU OF LOCAL GOVERNMENT SERVICES • 2135 RIMROCK RD MADISON, WI 53713

Mailing Address:
PO Box 8971 #6-97
Madison WI 53708-8971
Fax: (608) 264-6887
lgs@wisconsin.gov

September 13, 2024

HELEN SELLE
VILLAGE OF TIGERTON
PO BOX 147
TIGERTON WI 54486-0147

Notice of Shared Revenue – 2025 Original Estimate

Notice Information

The Wisconsin Department of Revenue (DOR) is providing the **estimated** shared revenue amounts your local government will receive in 2025 under current state law for county and municipal aid, supplemental county and municipal aid, utility aid and the expenditure restraint incentive program. This does not include adjustments, shown on the July and November payment notices.

District	VILLAGE OF TIGERTON	County	SHAWANO	Co-muni code	58-186
-----------------	---------------------	---------------	---------	---------------------	--------

Estimate Information

For an explanation of each aid payment listed below, review the additional information in this notice.

2025 Original Estimate	
1. County and municipal aid	\$379,805.86
2. Utility aid	\$1,989.20
3. Supplemental county and municipal aid	\$75,972.58
4. Expenditure restraint incentive program	\$0.00
5. Total Estimated 2025 Payments (sum of Lines 1-4)	\$457,767.64

Payment Information

Your local government will receive two distributions in 2025 :

- July 28, 2025: 15% of Line 1, 2, and 3 and 100% of Line 4 (*shown above*)
- November 17, 2025: balance of your 2025 aid payments

County and Municipal Aid

Under state law, the county and municipal aid paid to each county and municipality must be equal to the amount determined in 2012 (sec. 79.036, Wis. Stats.) and adjusted for fallen protective services insurance reimbursement (sec. 79.036(4), Wis. Stats.).

County and Municipal Aid Calculation	
1. Prior year county and municipal aid	\$371,293.55
2. Increase due to sales tax revenue, including adjustments (<i>district changes</i>)	\$8,539.75
3. Fallen protective services insurance adjustment	-\$27.44
4. Fallen protective services insurance reimbursement (<i>reported to DOR</i>)	\$0.00
5. Total County and Municipal Aid (sum of Lines 1-4)	\$379,805.86

Utility Aid

- Under state law, utility aid is distributed to each county and municipality where tax-exempt utility property is located (sec. 79.04, Wis. Stats.)
- Utility companies report utility property information to DOR annually
- DOR uses the provided information to accurately calculate utility aid (*shown below*)

Utility Aid Calculation	
1. Net book value, <i>as of December 31, 2024 (including expected additions/retirements)</i>	\$331,533.00
2. Total net book value payment	\$1,989.20
3. Minimum payment	\$0.00
4. Megawatt capacity	0.0
5. Megawatt capacity payment	\$0.00
6. Closed/decommissioned production plant (phased down) payment	\$0.00
7. Subtotal (<i>sum of Lines 2, 3, 5 and 6</i>)	\$1,989.20
8. Population cap	\$294,525.00
9. Adjusted subtotal (<i>lesser of Line 7 or Line 8</i>)	\$1,989.20
10. Adjacent site incentive payment	\$0.00
11. Baseload incentive payment	\$0.00
12. Co-generation incentive payment	\$0.00
13. Alternative energy incentive payment	\$0.00
14. Total incentive payments (<i>sum of Lines 10 through 13</i>)	\$0.00
15. Spent nuclear fuel payment	\$0.00
16. Total Utility Aid – this is the utility aid payment listed on the front of the estimate (<i>sum of Lines 9, 14 and 15</i>)	\$1,989.20

Supplemental County and Municipal Aid

- Under state law, supplemental county and municipal aid paid to each county and municipality is determined by 2023 Wisconsin Act 12 (sec. 79.037, Wis. Stats.)
- For detailed information, review [county and municipal aid spreadsheet](#)

Supplemental County and Municipal Aid Calculation	
1. Prior year supplemental county and municipal aid	\$74,264.50
2. Increase due to sales tax revenue including adjustments (<i>district changes</i>)	\$1,708.08
3. Total Supplemental County and Municipal Aid (<i>sum of Lines 1 and 2</i>)	\$75,972.58

Expenditure Restraint Incentive Program

- Only municipalities are eligible to receive Expenditure Restraint Incentive Program (ERIP) payments
- Under state law, in 2025, each municipality will receive a payment that is equal to the amount of the payment received by the municipality in 2024 (sec. 79.05(4), Wis. Stats., from 2023 WI Act 12 – notwithstanding subs. (2) and (3))

Contact Information

If you have questions, contact us at lgs@wisconsin.gov, (608) 266-8618 or (608) 261-5167.



State of Wisconsin • DEPARTMENT OF REVENUE

DIVISION OF STATE AND LOCAL FINANCE • BUREAU OF LOCAL GOVERNMENT SERVICES • 2135 RIMROCK RD MADISON, WI 53713

Mailing Address:
PO Box 8971 #6-97
Madison WI 53708-8971
Fax: (608) 264-6887
lgs@wisconsin.gov

September 13, 2024

TRACI MATSCHE
VILLAGE OF WITTENBERG
PO BOX 331, 208 WEST VINAL ST
WITTENBERG WI 54499-0331

Notice of Shared Revenue – 2025 Original Estimate

Notice Information

The Wisconsin Department of Revenue (DOR) is providing the **estimated** shared revenue amounts your local government will receive in 2025 under current state law for county and municipal aid, supplemental county and municipal aid, utility aid and the expenditure restraint incentive program. This does not include adjustments, shown on the July and November payment notices.

District	VILLAGE OF WITTENBERG	County	SHAWANO	Co-muni code	58-191
-----------------	-----------------------	---------------	---------	---------------------	--------

Estimate Information

For an explanation of each aid payment listed below, review the additional information in this notice.

2025 Original Estimate	
1. County and municipal aid	\$324,181.84
2. Utility aid	\$0.00
3. Supplemental county and municipal aid	\$64,846.11
4. Expenditure restraint incentive program	\$0.00
5. Total Estimated 2025 Payments (sum of Lines 1-4)	\$389,027.95

Payment Information

Your local government will receive two distributions in 2025 :

- July 28, 2025: 15% of Line 1, 2, and 3 and 100% of Line 4 (*shown above*)
- November 17, 2025: balance of your 2025 aid payments

County and Municipal Aid

Under state law, the county and municipal aid paid to each county and municipality must be equal to the amount determined in 2012 (sec. 79.036, Wis. Stats.) and adjusted for fallen protective services insurance reimbursement (sec. 79.036(4), Wis. Stats.).

County and Municipal Aid Calculation	
1. Prior year county and municipal aid	\$316,916.19
2. Increase due to sales tax revenue, including adjustments (<i>district changes</i>)	\$7,289.07
3. Fallen protective services insurance adjustment	-\$23.42
4. Fallen protective services insurance reimbursement (<i>reported to DOR</i>)	\$0.00
5. Total County and Municipal Aid (sum of Lines 1-4)	\$324,181.84

Utility Aid

- Under state law, utility aid is distributed to each county and municipality where tax-exempt utility property is located (sec. 79.04, Wis. Stats.)
- Utility companies report utility property information to DOR annually
- DOR uses the provided information to accurately calculate utility aid (*shown below*)

Utility Aid Calculation	
1. Net book value, <i>as of December 31, 2024 (including expected additions/retirements)</i>	\$0.00
2. Total net book value payment	\$0.00
3. Minimum payment	\$0.00
4. Megawatt capacity	0.0
5. Megawatt capacity payment	\$0.00
6. Closed/decommissioned production plant (phased down) payment	\$0.00
7. Subtotal (<i>sum of Lines 2, 3, 5 and 6</i>)	\$0.00
8. Population cap	\$410,975.00
9. Adjusted subtotal (<i>lesser of Line 7 or Line 8</i>)	\$0.00
10. Adjacent site incentive payment	\$0.00
11. Baseload incentive payment	\$0.00
12. Co-generation incentive payment	\$0.00
13. Alternative energy incentive payment	\$0.00
14. Total incentive payments (<i>sum of Lines 10 through 13</i>)	\$0.00
15. Spent nuclear fuel payment	\$0.00
16. Total Utility Aid – this is the utility aid payment listed on the front of the estimate (<i>sum of Lines 9, 14 and 15</i>)	\$0.00

Supplemental County and Municipal Aid

- Under state law, supplemental county and municipal aid paid to each county and municipality is determined by 2023 Wisconsin Act 12 (sec. 79.037, Wis. Stats.)
- For detailed information, review [county and municipal aid spreadsheet](#)

Supplemental County and Municipal Aid Calculation	
1. Prior year supplemental county and municipal aid	\$63,388.18
2. Increase due to sales tax revenue including adjustments (<i>district changes</i>)	\$1,457.93
3. Total Supplemental County and Municipal Aid (<i>sum of Lines 1 and 2</i>)	\$64,846.11

Expenditure Restraint Incentive Program

- Only municipalities are eligible to receive Expenditure Restraint Incentive Program (ERIP) payments
- Under state law, in 2025, each municipality will receive a payment that is equal to the amount of the payment received by the municipality in 2024 (sec. 79.05(4), Wis. Stats., from 2023 WI Act 12 – notwithstanding subs. (2) and (3))

Contact Information

If you have questions, contact us at lgs@wisconsin.gov, (608) 266-8618 or (608) 261-5167.



State of Wisconsin • DEPARTMENT OF REVENUE

DIVISION OF STATE AND LOCAL FINANCE • BUREAU OF LOCAL GOVERNMENT SERVICES • 2135 RIMROCK RD MADISON, WI 53713

Mailing Address:
PO Box 8971 #6-97
Madison WI 53708-8971
Fax: (608) 264-6887
lgs@wisconsin.gov

September 13, 2024

LESLEY NEMETZ
CITY OF SHAWANO
127 SOUTH SAWYER ST
SHAWANO WI 54166

Notice of Shared Revenue – 2025 Original Estimate

Notice Information

The Wisconsin Department of Revenue (DOR) is providing the **estimated** shared revenue amounts your local government will receive in 2025 under current state law for county and municipal aid, supplemental county and municipal aid, utility aid and the expenditure restraint incentive program. This does not include adjustments, shown on the July and November payment notices.

District	CITY OF SHAWANO	County	SHAWANO	Co-muni code	58-281
-----------------	-----------------	---------------	---------	---------------------	--------

Estimate Information

For an explanation of each aid payment listed below, review the additional information in this notice.

2025 Original Estimate	
1. County and municipal aid	\$1,155,331.91
2. Utility aid	\$4,406.36
3. Supplemental county and municipal aid	\$311,866.98
4. Expenditure restraint incentive program	\$203,296.61
5. Total Estimated 2025 Payments (sum of Lines 1-4)	\$1,674,901.86

Payment Information

Your local government will receive two distributions in 2025 :

- July 28, 2025: 15% of Line 1, 2, and 3 and 100% of Line 4 (*shown above*)
- November 17, 2025: balance of your 2025 aid payments

County and Municipal Aid

Under state law, the county and municipal aid paid to each county and municipality must be equal to the amount determined in 2012 (sec. 79.036, Wis. Stats.) and adjusted for fallen protective services insurance reimbursement (sec. 79.036(4), Wis. Stats.).

County and Municipal Aid Calculation	
1. Prior year county and municipal aid	\$1,129,438.30
2. Increase due to sales tax revenue, including adjustments (<i>district changes</i>)	\$25,977.08
3. Fallen protective services insurance adjustment	-\$83.47
4. Fallen protective services insurance reimbursement (<i>reported to DOR</i>)	\$0.00
5. Total County and Municipal Aid (sum of Lines 1-4)	\$1,155,331.91

Utility Aid

- Under state law, utility aid is distributed to each county and municipality where tax-exempt utility property is located (sec. 79.04, Wis. Stats.)
- Utility companies report utility property information to DOR annually
- DOR uses the provided information to accurately calculate utility aid (*shown below*)

Utility Aid Calculation	
1. Net book value, <i>as of December 31, 2024 (including expected additions/retirements)</i>	\$734,393.00
2. Total net book value payment	\$4,406.36
3. Minimum payment	\$0.00
4. Megawatt capacity	0.0
5. Megawatt capacity payment	\$0.00
6. Closed/decommissioned production plant (phased down) payment	\$0.00
7. Subtotal (<i>sum of Lines 2, 3, 5 and 6</i>)	\$4,406.36
8. Population cap	\$4,102,100.00
9. Adjusted subtotal (<i>lesser of Line 7 or Line 8</i>)	\$4,406.36
10. Adjacent site incentive payment	\$0.00
11. Baseload incentive payment	\$0.00
12. Co-generation incentive payment	\$0.00
13. Alternative energy incentive payment	\$0.00
14. Total incentive payments (<i>sum of Lines 10 through 13</i>)	\$0.00
15. Spent nuclear fuel payment	\$0.00
16. Total Utility Aid – this is the utility aid payment listed on the front of the estimate (<i>sum of Lines 9, 14 and 15</i>)	\$4,406.36

Supplemental County and Municipal Aid

- Under state law, supplemental county and municipal aid paid to each county and municipality is determined by 2023 Wisconsin Act 12 (sec. 79.037, Wis. Stats.)
- For detailed information, review [county and municipal aid spreadsheet](#)

Supplemental County and Municipal Aid Calculation	
1. Prior year supplemental county and municipal aid	\$304,855.31
2. Increase due to sales tax revenue including adjustments (<i>district changes</i>)	\$7,011.67
3. Total Supplemental County and Municipal Aid (<i>sum of Lines 1 and 2</i>)	\$311,866.98

Expenditure Restraint Incentive Program

- Only municipalities are eligible to receive Expenditure Restraint Incentive Program (ERIP) payments
- Under state law, in 2025, each municipality will receive a payment that is equal to the amount of the payment received by the municipality in 2024 (sec. 79.05(4), Wis. Stats., from 2023 WI Act 12 – notwithstanding subs. (2) and (3))

Contact Information

If you have questions, contact us at lgs@wisconsin.gov, (608) 266-8618 or (608) 261-5167.



State of Wisconsin • DEPARTMENT OF REVENUE

DIVISION OF STATE AND LOCAL FINANCE • BUREAU OF LOCAL GOVERNMENT SERVICES • 2135 RIMROCK RD MADISON, WI 53713

Mailing Address:
PO Box 8971 #6-97
Madison WI 53708-8971
Fax: (608) 264-6887
lgs@wisconsin.gov

September 13, 2024

KARA SKARLUPKA
COUNTY OF SHAWANO
311 N MAIN ST
SHAWANO WI 54166-2145

Notice of Shared Revenue – 2025 Original Estimate

Notice Information

The Wisconsin Department of Revenue (DOR) is providing the **estimated** shared revenue amounts your local government will receive in 2025 under current state law for county and municipal aid, supplemental county and municipal aid, utility aid and the expenditure restraint incentive program. This does not include adjustments, shown on the July and November payment notices.

District	COUNTY OF SHAWANO	County	SHAWANO	Co-muni code	58-999
-----------------	-------------------	---------------	---------	---------------------	--------

Estimate Information

For an explanation of each aid payment listed below, review the additional information in this notice.

2025 Original Estimate	
1. County and municipal aid	\$1,119,188.63
2. Utility aid	\$313,563.71
3. Supplemental county and municipal aid	\$689,048.12
4. Expenditure restraint incentive program	\$0.00
5. Total Estimated 2025 Payments (sum of Lines 1-4)	\$2,121,800.46

Payment Information

Your local government will receive two distributions in 2025 :

- July 28, 2025: 15% of Line 1, 2, and 3 and 100% of Line 4 (*shown above*)
- November 17, 2025: balance of your 2025 aid payments

County and Municipal Aid

Under state law, the county and municipal aid paid to each county and municipality must be equal to the amount determined in 2012 (sec. 79.036, Wis. Stats.) and adjusted for fallen protective services insurance reimbursement (sec. 79.036(4), Wis. Stats.).

County and Municipal Aid Calculation	
1. Prior year county and municipal aid	\$1,094,105.07
2. Increase due to sales tax revenue, including adjustments (<i>district changes</i>)	\$25,164.42
3. Fallen protective services insurance adjustment	-\$80.86
4. Fallen protective services insurance reimbursement (<i>reported to DOR</i>)	\$0.00
5. Total County and Municipal Aid (sum of Lines 1-4)	\$1,119,188.63

Utility Aid

- Under state law, utility aid is distributed to each county and municipality where tax-exempt utility property is located (sec. 79.04, Wis. Stats.)
- Utility companies report utility property information to DOR annually
- DOR uses the provided information to accurately calculate utility aid (*shown below*)

Utility Aid Calculation	
1. Net book value, <i>as of December 31, 2024 (including expected additions/retirements)</i>	\$50,975,440.00
2. Total net book value payment	\$292,597.04
3. Minimum payment	\$0.00
4. Megawatt capacity	7.4
5. Megawatt capacity payment	\$9,866.67
6. Closed/decommissioned production plant (phased down) payment	\$0.00
7. Subtotal (<i>sum of Lines 2, 3, 5 and 6</i>)	\$302,463.71
8. Population cap	\$5,151,250.00
9. Adjusted subtotal (<i>lesser of Line 7 or Line 8</i>)	\$302,463.71
10. Adjacent site incentive payment	\$0.00
11. Baseload incentive payment	\$0.00
12. Co-generation incentive payment	\$0.00
13. Alternative energy incentive payment	\$11,100.00
14. Total incentive payments (<i>sum of Lines 10 through 13</i>)	\$11,100.00
15. Spent nuclear fuel payment	\$0.00
16. Total Utility Aid – this is the utility aid payment listed on the front of the estimate (<i>sum of Lines 9, 14 and 15</i>)	\$313,563.71

Supplemental County and Municipal Aid

- Under state law, supplemental county and municipal aid paid to each county and municipality is determined by 2023 Wisconsin Act 12 (sec. 79.037, Wis. Stats.)
- For detailed information, review [county and municipal aid spreadsheet](#)

Supplemental County and Municipal Aid Calculation	
1. Prior year supplemental county and municipal aid	\$673,556.32
2. Increase due to sales tax revenue including adjustments (<i>district changes</i>)	\$15,491.80
3. Total Supplemental County and Municipal Aid (<i>sum of Lines 1 and 2</i>)	\$689,048.12

Expenditure Restraint Incentive Program

- Only municipalities are eligible to receive Expenditure Restraint Incentive Program (ERIP) payments
- Under state law, in 2025, each municipality will receive a payment that is equal to the amount of the payment received by the municipality in 2024 (sec. 79.05(4), Wis. Stats., from 2023 WI Act 12 – notwithstanding subs. (2) and (3))

Contact Information

If you have questions, contact us at lgs@wisconsin.gov, (608) 266-8618 or (608) 261-5167.



State of Wisconsin • DEPARTMENT OF REVENUE

DIVISION OF STATE AND LOCAL FINANCE • BUREAU OF LOCAL GOVERNMENT SERVICES • 2135 RIMROCK RD MADISON, WI 53713

Mailing Address:
PO Box 8971 #6-97
Madison WI 53708-8971
Fax: (608) 264-6887
lgs@wisconsin.gov

September 13, 2024

JON MILLER
TOWN OF GREENBUSH
N6644 SUGARBUSH RD
GLENBEULAH WI 53023-1236

Notice of Shared Revenue – 2025 Original Estimate

Notice Information

The Wisconsin Department of Revenue (DOR) is providing the **estimated** shared revenue amounts your local government will receive in 2025 under current state law for county and municipal aid, supplemental county and municipal aid, utility aid and the expenditure restraint incentive program. This does not include adjustments, shown on the July and November payment notices.

District	TOWN OF GREENBUSH	County	SHEBOYGAN	Co-muni code	59-002
-----------------	-------------------	---------------	-----------	---------------------	--------

Estimate Information

For an explanation of each aid payment listed below, review the additional information in this notice.

2025 Original Estimate	
1. County and municipal aid	\$104,482.28
2. Utility aid	\$676.57
3. Supplemental county and municipal aid	\$62,678.52
4. Expenditure restraint incentive program	\$0.00
5. Total Estimated 2025 Payments (sum of Lines 1-4)	\$167,837.37

Payment Information

Your local government will receive two distributions in 2025 :

- July 28, 2025: 15% of Line 1, 2, and 3 and 100% of Line 4 (*shown above*)
- November 17, 2025: balance of your 2025 aid payments

County and Municipal Aid

Under state law, the county and municipal aid paid to each county and municipality must be equal to the amount determined in 2012 (sec. 79.036, Wis. Stats.) and adjusted for fallen protective services insurance reimbursement (sec. 79.036(4), Wis. Stats.).

County and Municipal Aid Calculation	
1. Prior year county and municipal aid	\$102,140.60
2. Increase due to sales tax revenue, including adjustments (<i>district changes</i>)	\$2,349.23
3. Fallen protective services insurance adjustment	-\$7.55
4. Fallen protective services insurance reimbursement (<i>reported to DOR</i>)	\$0.00
5. Total County and Municipal Aid (sum of Lines 1-4)	\$104,482.28

Utility Aid

- Under state law, utility aid is distributed to each county and municipality where tax-exempt utility property is located (sec. 79.04, Wis. Stats.)
- Utility companies report utility property information to DOR annually
- DOR uses the provided information to accurately calculate utility aid (*shown below*)

Utility Aid Calculation	
1. Net book value, <i>as of December 31, 2024 (including expected additions/retirements)</i>	\$225,523.00
2. Total net book value payment	\$676.57
3. Minimum payment	\$0.00
4. Megawatt capacity	0.0
5. Megawatt capacity payment	\$0.00
6. Closed/decommissioned production plant (phased down) payment	\$0.00
7. Subtotal (<i>sum of Lines 2, 3, 5 and 6</i>)	\$676.57
8. Population cap	\$953,700.00
9. Adjusted subtotal (<i>lesser of Line 7 or Line 8</i>)	\$676.57
10. Adjacent site incentive payment	\$0.00
11. Baseload incentive payment	\$0.00
12. Co-generation incentive payment	\$0.00
13. Alternative energy incentive payment	\$0.00
14. Total incentive payments (<i>sum of Lines 10 through 13</i>)	\$0.00
15. Spent nuclear fuel payment	\$0.00
16. Total Utility Aid – this is the utility aid payment listed on the front of the estimate (<i>sum of Lines 9, 14 and 15</i>)	\$676.57

Supplemental County and Municipal Aid

- Under state law, supplemental county and municipal aid paid to each county and municipality is determined by 2023 Wisconsin Act 12 (sec. 79.037, Wis. Stats.)
- For detailed information, review [county and municipal aid spreadsheet](#)

Supplemental County and Municipal Aid Calculation	
1. Prior year supplemental county and municipal aid	\$61,269.33
2. Increase due to sales tax revenue including adjustments (<i>district changes</i>)	\$1,409.19
3. Total Supplemental County and Municipal Aid (<i>sum of Lines 1 and 2</i>)	\$62,678.52

Expenditure Restraint Incentive Program

- Only municipalities are eligible to receive Expenditure Restraint Incentive Program (ERIP) payments
- Under state law, in 2025, each municipality will receive a payment that is equal to the amount of the payment received by the municipality in 2024 (sec. 79.05(4), Wis. Stats., from 2023 WI Act 12 – notwithstanding subs. (2) and (3))

Contact Information

If you have questions, contact us at lgs@wisconsin.gov, (608) 266-8618 or (608) 261-5167.



State of Wisconsin • DEPARTMENT OF REVENUE

DIVISION OF STATE AND LOCAL FINANCE • BUREAU OF LOCAL GOVERNMENT SERVICES • 2135 RIMROCK RD MADISON, WI 53713

Mailing Address:
PO Box 8971 #6-97
Madison WI 53708-8971
Fax: (608) 264-6887
lgs@wisconsin.gov

September 13, 2024

JESSICA WOLFERT
TOWN OF HERMAN
N8139 FRANKLIN RD
PLYMOUTH WI 53073-4858

Notice of Shared Revenue – 2025 Original Estimate

Notice Information

The Wisconsin Department of Revenue (DOR) is providing the **estimated** shared revenue amounts your local government will receive in 2025 under current state law for county and municipal aid, supplemental county and municipal aid, utility aid and the expenditure restraint incentive program. This does not include adjustments, shown on the July and November payment notices.

District	TOWN OF HERMAN	County	SHEBOYGAN	Co-muni code	59-004
-----------------	----------------	---------------	-----------	---------------------	--------

Estimate Information

For an explanation of each aid payment listed below, review the additional information in this notice.

2025 Original Estimate	
1. County and municipal aid	\$73,634.08
2. Utility aid	\$14,344.31
3. Supplemental county and municipal aid	\$67,602.45
4. Expenditure restraint incentive program	\$0.00
5. Total Estimated 2025 Payments (sum of Lines 1-4)	\$155,580.84

Payment Information

Your local government will receive two distributions in 2025 :

- July 28, 2025: 15% of Line 1, 2, and 3 and 100% of Line 4 (*shown above*)
- November 17, 2025: balance of your 2025 aid payments

County and Municipal Aid

Under state law, the county and municipal aid paid to each county and municipality must be equal to the amount determined in 2012 (sec. 79.036, Wis. Stats.) and adjusted for fallen protective services insurance reimbursement (sec. 79.036(4), Wis. Stats.).

County and Municipal Aid Calculation	
1. Prior year county and municipal aid	\$71,983.77
2. Increase due to sales tax revenue, including adjustments (<i>district changes</i>)	\$1,655.63
3. Fallen protective services insurance adjustment	-\$5.32
4. Fallen protective services insurance reimbursement (<i>reported to DOR</i>)	\$0.00
5. Total County and Municipal Aid (sum of Lines 1-4)	\$73,634.08

Utility Aid

- Under state law, utility aid is distributed to each county and municipality where tax-exempt utility property is located (sec. 79.04, Wis. Stats.)
- Utility companies report utility property information to DOR annually
- DOR uses the provided information to accurately calculate utility aid (*shown below*)

Utility Aid Calculation	
1. Net book value, <i>as of December 31, 2024 (including expected additions/retirements)</i>	\$4,781,436.00
2. Total net book value payment	\$14,344.31
3. Minimum payment	\$0.00
4. Megawatt capacity	0.0
5. Megawatt capacity payment	\$0.00
6. Closed/decommissioned production plant (phased down) payment	\$0.00
7. Subtotal (<i>sum of Lines 2, 3, 5 and 6</i>)	\$14,344.31
8. Population cap	\$930,325.00
9. Adjusted subtotal (<i>lesser of Line 7 or Line 8</i>)	\$14,344.31
10. Adjacent site incentive payment	\$0.00
11. Baseload incentive payment	\$0.00
12. Co-generation incentive payment	\$0.00
13. Alternative energy incentive payment	\$0.00
14. Total incentive payments (<i>sum of Lines 10 through 13</i>)	\$0.00
15. Spent nuclear fuel payment	\$0.00
16. Total Utility Aid – this is the utility aid payment listed on the front of the estimate (<i>sum of Lines 9, 14 and 15</i>)	\$14,344.31

Supplemental County and Municipal Aid

- Under state law, supplemental county and municipal aid paid to each county and municipality is determined by 2023 Wisconsin Act 12 (sec. 79.037, Wis. Stats.)
- For detailed information, review [county and municipal aid spreadsheet](#)

Supplemental County and Municipal Aid Calculation	
1. Prior year supplemental county and municipal aid	\$66,082.55
2. Increase due to sales tax revenue including adjustments (<i>district changes</i>)	\$1,519.90
3. Total Supplemental County and Municipal Aid (<i>sum of Lines 1 and 2</i>)	\$67,602.45

Expenditure Restraint Incentive Program

- Only municipalities are eligible to receive Expenditure Restraint Incentive Program (ERIP) payments
- Under state law, in 2025, each municipality will receive a payment that is equal to the amount of the payment received by the municipality in 2024 (sec. 79.05(4), Wis. Stats., from 2023 WI Act 12 – notwithstanding subs. (2) and (3))

Contact Information

If you have questions, contact us at lgs@wisconsin.gov, (608) 266-8618 or (608) 261-5167.



State of Wisconsin • DEPARTMENT OF REVENUE

DIVISION OF STATE AND LOCAL FINANCE • BUREAU OF LOCAL GOVERNMENT SERVICES • 2135 RIMROCK RD MADISON, WI 53713

Mailing Address:
PO Box 8971 #6-97
Madison WI 53708-8971
Fax: (608) 264-6887
lgs@wisconsin.gov

September 13, 2024

JANELLE KAISER
TOWN OF HOLLAND
W3005 COUNTY ROAD G
CEDAR GROVE WI 53013

Notice of Shared Revenue – 2025 Original Estimate

Notice Information

The Wisconsin Department of Revenue (DOR) is providing the **estimated** shared revenue amounts your local government will receive in 2025 under current state law for county and municipal aid, supplemental county and municipal aid, utility aid and the expenditure restraint incentive program. This does not include adjustments, shown on the July and November payment notices.

District	TOWN OF HOLLAND	County	SHEBOYGAN	Co-muni code	59-006
-----------------	-----------------	---------------	-----------	---------------------	--------

Estimate Information

For an explanation of each aid payment listed below, review the additional information in this notice.

2025 Original Estimate	
1. County and municipal aid	\$33,383.02
2. Utility aid	\$334,393.37
3. Supplemental county and municipal aid	\$69,797.92
4. Expenditure restraint incentive program	\$0.00
5. Total Estimated 2025 Payments (sum of Lines 1-4)	\$437,574.31

Payment Information

Your local government will receive two distributions in 2025 :

- July 28, 2025: 15% of Line 1, 2, and 3 and 100% of Line 4 (*shown above*)
- November 17, 2025: balance of your 2025 aid payments

County and Municipal Aid

Under state law, the county and municipal aid paid to each county and municipality must be equal to the amount determined in 2012 (sec. 79.036, Wis. Stats.) and adjusted for fallen protective services insurance reimbursement (sec. 79.036(4), Wis. Stats.).

County and Municipal Aid Calculation	
1. Prior year county and municipal aid	\$32,634.83
2. Increase due to sales tax revenue, including adjustments (<i>district changes</i>)	\$750.60
3. Fallen protective services insurance adjustment	-\$2.41
4. Fallen protective services insurance reimbursement (<i>reported to DOR</i>)	\$0.00
5. Total County and Municipal Aid (sum of Lines 1-4)	\$33,383.02

Utility Aid

- Under state law, utility aid is distributed to each county and municipality where tax-exempt utility property is located (sec. 79.04, Wis. Stats.)
- Utility companies report utility property information to DOR annually
- DOR uses the provided information to accurately calculate utility aid (*shown below*)

Utility Aid Calculation	
1. Net book value, as of December 31, 2024 (including expected additions/retirements)	\$3,131,124.00
2. Total net book value payment	\$9,393.37
3. Minimum payment	\$0.00
4. Megawatt capacity	150.0
5. Megawatt capacity payment	\$100,000.00
6. Closed/decommissioned production plant (phased down) payment	\$0.00
7. Subtotal (sum of Lines 2, 3, 5 and 6)	\$109,393.37
8. Population cap	\$956,250.00
9. Adjusted subtotal (lesser of Line 7 or Line 8)	\$109,393.37
10. Adjacent site incentive payment	\$0.00
11. Baseload incentive payment	\$0.00
12. Co-generation incentive payment	\$0.00
13. Alternative energy incentive payment	\$225,000.00
14. Total incentive payments (sum of Lines 10 through 13)	\$225,000.00
15. Spent nuclear fuel payment	\$0.00
16. Total Utility Aid – this is the utility aid payment listed on the front of the estimate (sum of Lines 9, 14 and 15)	\$334,393.37

Supplemental County and Municipal Aid

- Under state law, supplemental county and municipal aid paid to each county and municipality is determined by 2023 Wisconsin Act 12 (sec. 79.037, Wis. Stats.)
- For detailed information, review [county and municipal aid spreadsheet](#)

Supplemental County and Municipal Aid Calculation	
1. Prior year supplemental county and municipal aid	\$68,228.66
2. Increase due to sales tax revenue including adjustments (district changes)	\$1,569.26
3. Total Supplemental County and Municipal Aid (sum of Lines 1 and 2)	\$69,797.92

Expenditure Restraint Incentive Program

- Only municipalities are eligible to receive Expenditure Restraint Incentive Program (ERIP) payments
- Under state law, in 2025, each municipality will receive a payment that is equal to the amount of the payment received by the municipality in 2024 (sec. 79.05(4), Wis. Stats., from 2023 WI Act 12 – notwithstanding subs. (2) and (3))

Contact Information

If you have questions, contact us at lgs@wisconsin.gov, (608) 266-8618 or (608) 261-5167.



State of Wisconsin • DEPARTMENT OF REVENUE

DIVISION OF STATE AND LOCAL FINANCE • BUREAU OF LOCAL GOVERNMENT SERVICES • 2135 RIMROCK RD MADISON, WI 53713

Mailing Address:
PO Box 8971 #6-97
Madison WI 53708-8971
Fax: (608) 264-6887
lgs@wisconsin.gov

September 13, 2024

KAREN POHL
TOWN OF LIMA
P.O. BOX 225
WALDO WI 53093

Notice of Shared Revenue – 2025 Original Estimate

Notice Information

The Wisconsin Department of Revenue (DOR) is providing the **estimated** shared revenue amounts your local government will receive in 2025 under current state law for county and municipal aid, supplemental county and municipal aid, utility aid and the expenditure restraint incentive program. This does not include adjustments, shown on the July and November payment notices.

District	TOWN OF LIMA	County	SHEBOYGAN	Co-muni code	59-008
-----------------	--------------	---------------	-----------	---------------------	--------

Estimate Information

For an explanation of each aid payment listed below, review the additional information in this notice.

2025 Original Estimate	
1. County and municipal aid	\$51,214.24
2. Utility aid	\$12,758.64
3. Supplemental county and municipal aid	\$81,592.50
4. Expenditure restraint incentive program	\$0.00
5. Total Estimated 2025 Payments (sum of Lines 1-4)	\$145,565.38

Payment Information

Your local government will receive two distributions in 2025 :

- July 28, 2025: 15% of Line 1, 2, and 3 and 100% of Line 4 (*shown above*)
- November 17, 2025: balance of your 2025 aid payments

County and Municipal Aid

Under state law, the county and municipal aid paid to each county and municipality must be equal to the amount determined in 2012 (sec. 79.036, Wis. Stats.) and adjusted for fallen protective services insurance reimbursement (sec. 79.036(4), Wis. Stats.).

County and Municipal Aid Calculation	
1. Prior year county and municipal aid	\$50,066.41
2. Increase due to sales tax revenue, including adjustments (<i>district changes</i>)	\$1,151.53
3. Fallen protective services insurance adjustment	-\$3.70
4. Fallen protective services insurance reimbursement (<i>reported to DOR</i>)	\$0.00
5. Total County and Municipal Aid (sum of Lines 1-4)	\$51,214.24

Utility Aid

- Under state law, utility aid is distributed to each county and municipality where tax-exempt utility property is located (sec. 79.04, Wis. Stats.)
- Utility companies report utility property information to DOR annually
- DOR uses the provided information to accurately calculate utility aid (*shown below*)

Utility Aid Calculation	
1. Net book value, <i>as of December 31, 2024 (including expected additions/retirements)</i>	\$4,252,879.00
2. Total net book value payment	\$12,758.64
3. Minimum payment	\$0.00
4. Megawatt capacity	0.0
5. Megawatt capacity payment	\$0.00
6. Closed/decommissioned production plant (phased down) payment	\$0.00
7. Subtotal (<i>sum of Lines 2, 3, 5 and 6</i>)	\$12,758.64
8. Population cap	\$1,256,300.00
9. Adjusted subtotal (<i>lesser of Line 7 or Line 8</i>)	\$12,758.64
10. Adjacent site incentive payment	\$0.00
11. Baseload incentive payment	\$0.00
12. Co-generation incentive payment	\$0.00
13. Alternative energy incentive payment	\$0.00
14. Total incentive payments (<i>sum of Lines 10 through 13</i>)	\$0.00
15. Spent nuclear fuel payment	\$0.00
16. Total Utility Aid – this is the utility aid payment listed on the front of the estimate (<i>sum of Lines 9, 14 and 15</i>)	\$12,758.64

Supplemental County and Municipal Aid

- Under state law, supplemental county and municipal aid paid to each county and municipality is determined by 2023 Wisconsin Act 12 (sec. 79.037, Wis. Stats.)
- For detailed information, review [county and municipal aid spreadsheet](#)

Supplemental County and Municipal Aid Calculation	
1. Prior year supplemental county and municipal aid	\$79,758.06
2. Increase due to sales tax revenue including adjustments (<i>district changes</i>)	\$1,834.44
3. Total Supplemental County and Municipal Aid (<i>sum of Lines 1 and 2</i>)	\$81,592.50

Expenditure Restraint Incentive Program

- Only municipalities are eligible to receive Expenditure Restraint Incentive Program (ERIP) payments
- Under state law, in 2025, each municipality will receive a payment that is equal to the amount of the payment received by the municipality in 2024 (sec. 79.05(4), Wis. Stats., from 2023 WI Act 12 – notwithstanding subs. (2) and (3))

Contact Information

If you have questions, contact us at lgs@wisconsin.gov, (608) 266-8618 or (608) 261-5167.



State of Wisconsin • DEPARTMENT OF REVENUE

DIVISION OF STATE AND LOCAL FINANCE • BUREAU OF LOCAL GOVERNMENT SERVICES • 2135 RIMROCK RD MADISON, WI 53713

Mailing Address:
PO Box 8971 #6-97
Madison WI 53708-8971
Fax: (608) 264-6887
lgs@wisconsin.gov

September 13, 2024

RHONDA KLATT
TOWN OF LYNDON
W6081 COUNTY ROAD N
PLYMOUTH WI 53073-4638

Notice of Shared Revenue – 2025 Original Estimate

Notice Information

The Wisconsin Department of Revenue (DOR) is providing the **estimated** shared revenue amounts your local government will receive in 2025 under current state law for county and municipal aid, supplemental county and municipal aid, utility aid and the expenditure restraint incentive program. This does not include adjustments, shown on the July and November payment notices.

District	TOWN OF LYNDON	County	SHEBOYGAN	Co-muni code	59-010
-----------------	----------------	---------------	-----------	---------------------	--------

Estimate Information

For an explanation of each aid payment listed below, review the additional information in this notice.

2025 Original Estimate	
1. County and municipal aid	\$23,764.51
2. Utility aid	\$2,051.60
3. Supplemental county and municipal aid	\$57,134.85
4. Expenditure restraint incentive program	\$0.00
5. Total Estimated 2025 Payments (sum of Lines 1-4)	\$82,950.96

Payment Information

Your local government will receive two distributions in 2025 :

- July 28, 2025: 15% of Line 1, 2, and 3 and 100% of Line 4 (*shown above*)
- November 17, 2025: balance of your 2025 aid payments

County and Municipal Aid

Under state law, the county and municipal aid paid to each county and municipality must be equal to the amount determined in 2012 (sec. 79.036, Wis. Stats.) and adjusted for fallen protective services insurance reimbursement (sec. 79.036(4), Wis. Stats.).

County and Municipal Aid Calculation	
1. Prior year county and municipal aid	\$23,231.90
2. Increase due to sales tax revenue, including adjustments (<i>district changes</i>)	\$534.33
3. Fallen protective services insurance adjustment	-\$1.72
4. Fallen protective services insurance reimbursement (<i>reported to DOR</i>)	\$0.00
5. Total County and Municipal Aid (sum of Lines 1-4)	\$23,764.51

Utility Aid

- Under state law, utility aid is distributed to each county and municipality where tax-exempt utility property is located (sec. 79.04, Wis. Stats.)
- Utility companies report utility property information to DOR annually
- DOR uses the provided information to accurately calculate utility aid (*shown below*)

Utility Aid Calculation	
1. Net book value, <i>as of December 31, 2024 (including expected additions/retirements)</i>	\$683,866.00
2. Total net book value payment	\$2,051.60
3. Minimum payment	\$0.00
4. Megawatt capacity	0.0
5. Megawatt capacity payment	\$0.00
6. Closed/decommissioned production plant (phased down) payment	\$0.00
7. Subtotal (<i>sum of Lines 2, 3, 5 and 6</i>)	\$2,051.60
8. Population cap	\$655,350.00
9. Adjusted subtotal (<i>lesser of Line 7 or Line 8</i>)	\$2,051.60
10. Adjacent site incentive payment	\$0.00
11. Baseload incentive payment	\$0.00
12. Co-generation incentive payment	\$0.00
13. Alternative energy incentive payment	\$0.00
14. Total incentive payments (<i>sum of Lines 10 through 13</i>)	\$0.00
15. Spent nuclear fuel payment	\$0.00
16. Total Utility Aid – this is the utility aid payment listed on the front of the estimate (<i>sum of Lines 9, 14 and 15</i>)	\$2,051.60

Supplemental County and Municipal Aid

- Under state law, supplemental county and municipal aid paid to each county and municipality is determined by 2023 Wisconsin Act 12 (sec. 79.037, Wis. Stats.)
- For detailed information, review [county and municipal aid spreadsheet](#)

Supplemental County and Municipal Aid Calculation	
1. Prior year supplemental county and municipal aid	\$55,850.29
2. Increase due to sales tax revenue including adjustments (<i>district changes</i>)	\$1,284.56
3. Total Supplemental County and Municipal Aid (<i>sum of Lines 1 and 2</i>)	\$57,134.85

Expenditure Restraint Incentive Program

- Only municipalities are eligible to receive Expenditure Restraint Incentive Program (ERIP) payments
- Under state law, in 2025, each municipality will receive a payment that is equal to the amount of the payment received by the municipality in 2024 (sec. 79.05(4), Wis. Stats., from 2023 WI Act 12 – notwithstanding subs. (2) and (3))

Contact Information

If you have questions, contact us at lgs@wisconsin.gov, (608) 266-8618 or (608) 261-5167.



State of Wisconsin • DEPARTMENT OF REVENUE

DIVISION OF STATE AND LOCAL FINANCE • BUREAU OF LOCAL GOVERNMENT SERVICES • 2135 RIMROCK RD MADISON, WI 53713

Mailing Address:
PO Box 8971 #6-97
Madison WI 53708-8971
Fax: (608) 264-6887
lgs@wisconsin.gov

September 13, 2024

KRISTIN BECKFORD
TOWN OF MITCHELL
W8095 PARNELL RD
CASCADE WI 53011-1250

Notice of Shared Revenue – 2025 Original Estimate

Notice Information

The Wisconsin Department of Revenue (DOR) is providing the **estimated** shared revenue amounts your local government will receive in 2025 under current state law for county and municipal aid, supplemental county and municipal aid, utility aid and the expenditure restraint incentive program. This does not include adjustments, shown on the July and November payment notices.

District	TOWN OF MITCHELL	County	SHEBOYGAN	Co-muni code	59-012
-----------------	------------------	---------------	-----------	---------------------	--------

Estimate Information

For an explanation of each aid payment listed below, review the additional information in this notice.

2025 Original Estimate	
1. County and municipal aid	\$20,595.81
2. Utility aid	\$0.00
3. Supplemental county and municipal aid	\$62,180.89
4. Expenditure restraint incentive program	\$0.00
5. Total Estimated 2025 Payments (sum of Lines 1-4)	\$82,776.70

Payment Information

Your local government will receive two distributions in 2025 :

- July 28, 2025: 15% of Line 1, 2, and 3 and 100% of Line 4 (*shown above*)
- November 17, 2025: balance of your 2025 aid payments

County and Municipal Aid

Under state law, the county and municipal aid paid to each county and municipality must be equal to the amount determined in 2012 (sec. 79.036, Wis. Stats.) and adjusted for fallen protective services insurance reimbursement (sec. 79.036(4), Wis. Stats.).

County and Municipal Aid Calculation	
1. Prior year county and municipal aid	\$20,134.21
2. Increase due to sales tax revenue, including adjustments (<i>district changes</i>)	\$463.09
3. Fallen protective services insurance adjustment	-\$1.49
4. Fallen protective services insurance reimbursement (<i>reported to DOR</i>)	\$0.00
5. Total County and Municipal Aid (sum of Lines 1-4)	\$20,595.81

Utility Aid

- Under state law, utility aid is distributed to each county and municipality where tax-exempt utility property is located (sec. 79.04, Wis. Stats.)
- Utility companies report utility property information to DOR annually
- DOR uses the provided information to accurately calculate utility aid (*shown below*)

Utility Aid Calculation	
1. Net book value, <i>as of December 31, 2024 (including expected additions/retirements)</i>	\$0.00
2. Total net book value payment	\$0.00
3. Minimum payment	\$0.00
4. Megawatt capacity	0.0
5. Megawatt capacity payment	\$0.00
6. Closed/decommissioned production plant (phased down) payment	\$0.00
7. Subtotal (<i>sum of Lines 2, 3, 5 and 6</i>)	\$0.00
8. Population cap	\$552,925.00
9. Adjusted subtotal (<i>lesser of Line 7 or Line 8</i>)	\$0.00
10. Adjacent site incentive payment	\$0.00
11. Baseload incentive payment	\$0.00
12. Co-generation incentive payment	\$0.00
13. Alternative energy incentive payment	\$0.00
14. Total incentive payments (<i>sum of Lines 10 through 13</i>)	\$0.00
15. Spent nuclear fuel payment	\$0.00
16. Total Utility Aid – this is the utility aid payment listed on the front of the estimate (<i>sum of Lines 9, 14 and 15</i>)	\$0.00

Supplemental County and Municipal Aid

- Under state law, supplemental county and municipal aid paid to each county and municipality is determined by 2023 Wisconsin Act 12 (sec. 79.037, Wis. Stats.)
- For detailed information, review [county and municipal aid spreadsheet](#)

Supplemental County and Municipal Aid Calculation	
1. Prior year supplemental county and municipal aid	\$60,782.88
2. Increase due to sales tax revenue including adjustments (<i>district changes</i>)	\$1,398.01
3. Total Supplemental County and Municipal Aid (<i>sum of Lines 1 and 2</i>)	\$62,180.89

Expenditure Restraint Incentive Program

- Only municipalities are eligible to receive Expenditure Restraint Incentive Program (ERIP) payments
- Under state law, in 2025, each municipality will receive a payment that is equal to the amount of the payment received by the municipality in 2024 (sec. 79.05(4), Wis. Stats., from 2023 WI Act 12 – notwithstanding subs. (2) and (3))

Contact Information

If you have questions, contact us at lgs@wisconsin.gov, (608) 266-8618 or (608) 261-5167.



State of Wisconsin • DEPARTMENT OF REVENUE

DIVISION OF STATE AND LOCAL FINANCE • BUREAU OF LOCAL GOVERNMENT SERVICES • 2135 RIMROCK RD MADISON, WI 53713

Mailing Address:
PO Box 8971 #6-97
Madison WI 53708-8971
Fax: (608) 264-6887
lgs@wisconsin.gov

September 13, 2024

TRACI HERMANN
TOWN OF MOSEL
W982 COUNTY RD FF
SHEBOYGAN WI 53083-5136

Notice of Shared Revenue – 2025 Original Estimate

Notice Information

The Wisconsin Department of Revenue (DOR) is providing the **estimated** shared revenue amounts your local government will receive in 2025 under current state law for county and municipal aid, supplemental county and municipal aid, utility aid and the expenditure restraint incentive program. This does not include adjustments, shown on the July and November payment notices.

District	TOWN OF MOSEL	County	SHEBOYGAN	Co-muni code	59-014
-----------------	---------------	---------------	-----------	---------------------	--------

Estimate Information

For an explanation of each aid payment listed below, review the additional information in this notice.

2025 Original Estimate	
1. County and municipal aid	\$13,337.51
2. Utility aid	\$0.00
3. Supplemental county and municipal aid	\$43,635.27
4. Expenditure restraint incentive program	\$0.00
5. Total Estimated 2025 Payments (sum of Lines 1-4)	\$56,972.78

Payment Information

Your local government will receive two distributions in 2025 :

- July 28, 2025: 15% of Line 1, 2, and 3 and 100% of Line 4 (*shown above*)
- November 17, 2025: balance of your 2025 aid payments

County and Municipal Aid

Under state law, the county and municipal aid paid to each county and municipality must be equal to the amount determined in 2012 (sec. 79.036, Wis. Stats.) and adjusted for fallen protective services insurance reimbursement (sec. 79.036(4), Wis. Stats.).

County and Municipal Aid Calculation	
1. Prior year county and municipal aid	\$13,038.58
2. Increase due to sales tax revenue, including adjustments (<i>district changes</i>)	\$299.89
3. Fallen protective services insurance adjustment	-\$0.96
4. Fallen protective services insurance reimbursement (<i>reported to DOR</i>)	\$0.00
5. Total County and Municipal Aid (sum of Lines 1-4)	\$13,337.51

Utility Aid

- Under state law, utility aid is distributed to each county and municipality where tax-exempt utility property is located (sec. 79.04, Wis. Stats.)
- Utility companies report utility property information to DOR annually
- DOR uses the provided information to accurately calculate utility aid (*shown below*)

Utility Aid Calculation	
1. Net book value, as of December 31, 2024 (including expected additions/retirements)	\$0.00
2. Total net book value payment	\$0.00
3. Minimum payment	\$0.00
4. Megawatt capacity	0.0
5. Megawatt capacity payment	\$0.00
6. Closed/decommissioned production plant (phased down) payment	\$0.00
7. Subtotal (sum of Lines 2, 3, 5 and 6)	\$0.00
8. Population cap	\$319,600.00
9. Adjusted subtotal (lesser of Line 7 or Line 8)	\$0.00
10. Adjacent site incentive payment	\$0.00
11. Baseload incentive payment	\$0.00
12. Co-generation incentive payment	\$0.00
13. Alternative energy incentive payment	\$0.00
14. Total incentive payments (sum of Lines 10 through 13)	\$0.00
15. Spent nuclear fuel payment	\$0.00
16. Total Utility Aid – this is the utility aid payment listed on the front of the estimate (sum of Lines 9, 14 and 15)	\$0.00

Supplemental County and Municipal Aid

- Under state law, supplemental county and municipal aid paid to each county and municipality is determined by 2023 Wisconsin Act 12 (sec. 79.037, Wis. Stats.)
- For detailed information, review [county and municipal aid spreadsheet](#)

Supplemental County and Municipal Aid Calculation	
1. Prior year supplemental county and municipal aid	\$42,654.22
2. Increase due to sales tax revenue including adjustments (<i>district changes</i>)	\$981.05
3. Total Supplemental County and Municipal Aid (sum of Lines 1 and 2)	\$43,635.27

Expenditure Restraint Incentive Program

- Only municipalities are eligible to receive Expenditure Restraint Incentive Program (ERIP) payments
- Under state law, in 2025, each municipality will receive a payment that is equal to the amount of the payment received by the municipality in 2024 (sec. 79.05(4), Wis. Stats., from 2023 WI Act 12 – notwithstanding subs. (2) and (3))

Contact Information

If you have questions, contact us at lgs@wisconsin.gov, (608) 266-8618 or (608) 261-5167.



State of Wisconsin • DEPARTMENT OF REVENUE

DIVISION OF STATE AND LOCAL FINANCE • BUREAU OF LOCAL GOVERNMENT SERVICES • 2135 RIMROCK RD MADISON, WI 53713

Mailing Address:
PO Box 8971 #6-97
Madison WI 53708-8971
Fax: (608) 264-6887
lgs@wisconsin.gov

September 13, 2024

DEBRA SCHWIND
TOWN OF PLYMOUTH
120 SUHRKE ROAD
PLYMOUTH WI 53073

Notice of Shared Revenue – 2025 Original Estimate

Notice Information

The Wisconsin Department of Revenue (DOR) is providing the **estimated** shared revenue amounts your local government will receive in 2025 under current state law for county and municipal aid, supplemental county and municipal aid, utility aid and the expenditure restraint incentive program. This does not include adjustments, shown on the July and November payment notices.

District	TOWN OF PLYMOUTH	County	SHEBOYGAN	Co-muni code	59-016
-----------------	------------------	---------------	-----------	---------------------	--------

Estimate Information

For an explanation of each aid payment listed below, review the additional information in this notice.

2025 Original Estimate	
1. County and municipal aid	\$39,353.72
2. Utility aid	\$14,363.10
3. Supplemental county and municipal aid	\$83,323.11
4. Expenditure restraint incentive program	\$0.00
5. Total Estimated 2025 Payments (sum of Lines 1-4)	\$137,039.93

Payment Information

Your local government will receive two distributions in 2025 :

- July 28, 2025: 15% of Line 1, 2, and 3 and 100% of Line 4 (*shown above*)
- November 17, 2025: balance of your 2025 aid payments

County and Municipal Aid

Under state law, the county and municipal aid paid to each county and municipality must be equal to the amount determined in 2012 (sec. 79.036, Wis. Stats.) and adjusted for fallen protective services insurance reimbursement (sec. 79.036(4), Wis. Stats.).

County and Municipal Aid Calculation	
1. Prior year county and municipal aid	\$38,471.71
2. Increase due to sales tax revenue, including adjustments (<i>district changes</i>)	\$884.85
3. Fallen protective services insurance adjustment	-\$2.84
4. Fallen protective services insurance reimbursement (<i>reported to DOR</i>)	\$0.00
5. Total County and Municipal Aid (sum of Lines 1-4)	\$39,353.72

Utility Aid

- Under state law, utility aid is distributed to each county and municipality where tax-exempt utility property is located (sec. 79.04, Wis. Stats.)
- Utility companies report utility property information to DOR annually
- DOR uses the provided information to accurately calculate utility aid (*shown below*)

Utility Aid Calculation	
1. Net book value, as of December 31, 2024 (including expected additions/retirements)	\$4,787,700.00
2. Total net book value payment	\$14,363.10
3. Minimum payment	\$0.00
4. Megawatt capacity	0.0
5. Megawatt capacity payment	\$0.00
6. Closed/decommissioned production plant (phased down) payment	\$0.00
7. Subtotal (sum of Lines 2, 3, 5 and 6)	\$14,363.10
8. Population cap	\$1,305,600.00
9. Adjusted subtotal (lesser of Line 7 or Line 8)	\$14,363.10
10. Adjacent site incentive payment	\$0.00
11. Baseload incentive payment	\$0.00
12. Co-generation incentive payment	\$0.00
13. Alternative energy incentive payment	\$0.00
14. Total incentive payments (sum of Lines 10 through 13)	\$0.00
15. Spent nuclear fuel payment	\$0.00
16. Total Utility Aid – this is the utility aid payment listed on the front of the estimate (sum of Lines 9, 14 and 15)	\$14,363.10

Supplemental County and Municipal Aid

- Under state law, supplemental county and municipal aid paid to each county and municipality is determined by 2023 Wisconsin Act 12 (sec. 79.037, Wis. Stats.)
- For detailed information, review [county and municipal aid spreadsheet](#)

Supplemental County and Municipal Aid Calculation	
1. Prior year supplemental county and municipal aid	\$81,449.77
2. Increase due to sales tax revenue including adjustments (district changes)	\$1,873.34
3. Total Supplemental County and Municipal Aid (sum of Lines 1 and 2)	\$83,323.11

Expenditure Restraint Incentive Program

- Only municipalities are eligible to receive Expenditure Restraint Incentive Program (ERIP) payments
- Under state law, in 2025, each municipality will receive a payment that is equal to the amount of the payment received by the municipality in 2024 (sec. 79.05(4), Wis. Stats., from 2023 WI Act 12 – notwithstanding subs. (2) and (3))

Contact Information

If you have questions, contact us at lgs@wisconsin.gov, (608) 266-8618 or (608) 261-5167.



State of Wisconsin • DEPARTMENT OF REVENUE

DIVISION OF STATE AND LOCAL FINANCE • BUREAU OF LOCAL GOVERNMENT SERVICES • 2135 RIMROCK RD MADISON, WI 53713

Mailing Address:
PO Box 8971 #6-97
Madison WI 53708-8971
Fax: (608) 264-6887
lgs@wisconsin.gov

September 13, 2024

AMY WEBER
TOWN OF RHINE
W5250 CTY RD FF
ELKHART LAKE WI 53020

Notice of Shared Revenue – 2025 Original Estimate

Notice Information

The Wisconsin Department of Revenue (DOR) is providing the **estimated** shared revenue amounts your local government will receive in 2025 under current state law for county and municipal aid, supplemental county and municipal aid, utility aid and the expenditure restraint incentive program. This does not include adjustments, shown on the July and November payment notices.

District	TOWN OF RHINE	County	SHEBOYGAN	Co-muni code	59-018
-----------------	---------------	---------------	-----------	---------------------	--------

Estimate Information

For an explanation of each aid payment listed below, review the additional information in this notice.

2025 Original Estimate	
1. County and municipal aid	\$32,310.07
2. Utility aid	\$13,429.35
3. Supplemental county and municipal aid	\$67,739.68
4. Expenditure restraint incentive program	\$0.00
5. Total Estimated 2025 Payments (sum of Lines 1-4)	\$113,479.10

Payment Information

Your local government will receive two distributions in 2025 :

- July 28, 2025: 15% of Line 1, 2, and 3 and 100% of Line 4 (*shown above*)
- November 17, 2025: balance of your 2025 aid payments

County and Municipal Aid

Under state law, the county and municipal aid paid to each county and municipality must be equal to the amount determined in 2012 (sec. 79.036, Wis. Stats.) and adjusted for fallen protective services insurance reimbursement (sec. 79.036(4), Wis. Stats.).

County and Municipal Aid Calculation	
1. Prior year county and municipal aid	\$31,585.92
2. Increase due to sales tax revenue, including adjustments (<i>district changes</i>)	\$726.48
3. Fallen protective services insurance adjustment	-\$2.33
4. Fallen protective services insurance reimbursement (<i>reported to DOR</i>)	\$0.00
5. Total County and Municipal Aid (sum of Lines 1-4)	\$32,310.07

Utility Aid

- Under state law, utility aid is distributed to each county and municipality where tax-exempt utility property is located (sec. 79.04, Wis. Stats.)
- Utility companies report utility property information to DOR annually
- DOR uses the provided information to accurately calculate utility aid (*shown below*)

Utility Aid Calculation	
1. Net book value, <i>as of December 31, 2024 (including expected additions/retirements)</i>	\$4,476,449.00
2. Total net book value payment	\$13,429.35
3. Minimum payment	\$0.00
4. Megawatt capacity	0.0
5. Megawatt capacity payment	\$0.00
6. Closed/decommissioned production plant (phased down) payment	\$0.00
7. Subtotal (<i>sum of Lines 2, 3, 5 and 6</i>)	\$13,429.35
8. Population cap	\$912,900.00
9. Adjusted subtotal (<i>lesser of Line 7 or Line 8</i>)	\$13,429.35
10. Adjacent site incentive payment	\$0.00
11. Baseload incentive payment	\$0.00
12. Co-generation incentive payment	\$0.00
13. Alternative energy incentive payment	\$0.00
14. Total incentive payments (<i>sum of Lines 10 through 13</i>)	\$0.00
15. Spent nuclear fuel payment	\$0.00
16. Total Utility Aid – this is the utility aid payment listed on the front of the estimate (<i>sum of Lines 9, 14 and 15</i>)	\$13,429.35

Supplemental County and Municipal Aid

- Under state law, supplemental county and municipal aid paid to each county and municipality is determined by 2023 Wisconsin Act 12 (sec. 79.037, Wis. Stats.)
- For detailed information, review [county and municipal aid spreadsheet](#)

Supplemental County and Municipal Aid Calculation	
1. Prior year supplemental county and municipal aid	\$66,216.70
2. Increase due to sales tax revenue including adjustments (<i>district changes</i>)	\$1,522.98
3. Total Supplemental County and Municipal Aid (<i>sum of Lines 1 and 2</i>)	\$67,739.68

Expenditure Restraint Incentive Program

- Only municipalities are eligible to receive Expenditure Restraint Incentive Program (ERIP) payments
- Under state law, in 2025, each municipality will receive a payment that is equal to the amount of the payment received by the municipality in 2024 (sec. 79.05(4), Wis. Stats., from 2023 WI Act 12 – notwithstanding subs. (2) and (3))

Contact Information

If you have questions, contact us at lgs@wisconsin.gov, (608) 266-8618 or (608) 261-5167.



State of Wisconsin • DEPARTMENT OF REVENUE

DIVISION OF STATE AND LOCAL FINANCE • BUREAU OF LOCAL GOVERNMENT SERVICES • 2135 RIMROCK RD MADISON, WI 53713

Mailing Address:
PO Box 8971 #6-97
Madison WI 53708-8971
Fax: (608) 264-6887
lgs@wisconsin.gov

September 13, 2024

LYNETTE MIERZEJEWSKI
TOWN OF RUSSELL
N9534 SEXTON ROAD
ELKHART LAKE WI 53020

Notice of Shared Revenue – 2025 Original Estimate

Notice Information

The Wisconsin Department of Revenue (DOR) is providing the **estimated** shared revenue amounts your local government will receive in 2025 under current state law for county and municipal aid, supplemental county and municipal aid, utility aid and the expenditure restraint incentive program. This does not include adjustments, shown on the July and November payment notices.

District	TOWN OF RUSSELL	County	SHEBOYGAN	Co-muni code	59-020
-----------------	-----------------	---------------	-----------	---------------------	--------

Estimate Information

For an explanation of each aid payment listed below, review the additional information in this notice.

2025 Original Estimate	
1. County and municipal aid	\$22,875.92
2. Utility aid	\$0.00
3. Supplemental county and municipal aid	\$37,275.91
4. Expenditure restraint incentive program	\$0.00
5. Total Estimated 2025 Payments (sum of Lines 1-4)	\$60,151.83

Payment Information

Your local government will receive two distributions in 2025 :

- July 28, 2025: 15% of Line 1, 2, and 3 and 100% of Line 4 (*shown above*)
- November 17, 2025: balance of your 2025 aid payments

County and Municipal Aid

Under state law, the county and municipal aid paid to each county and municipality must be equal to the amount determined in 2012 (sec. 79.036, Wis. Stats.) and adjusted for fallen protective services insurance reimbursement (sec. 79.036(4), Wis. Stats.).

County and Municipal Aid Calculation	
1. Prior year county and municipal aid	\$22,363.22
2. Increase due to sales tax revenue, including adjustments (<i>district changes</i>)	\$514.35
3. Fallen protective services insurance adjustment	-\$1.65
4. Fallen protective services insurance reimbursement (<i>reported to DOR</i>)	\$0.00
5. Total County and Municipal Aid (sum of Lines 1-4)	\$22,875.92

Utility Aid

- Under state law, utility aid is distributed to each county and municipality where tax-exempt utility property is located (sec. 79.04, Wis. Stats.)
- Utility companies report utility property information to DOR annually
- DOR uses the provided information to accurately calculate utility aid (*shown below*)

Utility Aid Calculation	
1. Net book value, <i>as of December 31, 2024 (including expected additions/retirements)</i>	\$0.00
2. Total net book value payment	\$0.00
3. Minimum payment	\$0.00
4. Megawatt capacity	0.0
5. Megawatt capacity payment	\$0.00
6. Closed/decommissioned production plant (phased down) payment	\$0.00
7. Subtotal (<i>sum of Lines 2, 3, 5 and 6</i>)	\$0.00
8. Population cap	\$157,675.00
9. Adjusted subtotal (<i>lesser of Line 7 or Line 8</i>)	\$0.00
10. Adjacent site incentive payment	\$0.00
11. Baseload incentive payment	\$0.00
12. Co-generation incentive payment	\$0.00
13. Alternative energy incentive payment	\$0.00
14. Total incentive payments (<i>sum of Lines 10 through 13</i>)	\$0.00
15. Spent nuclear fuel payment	\$0.00
16. Total Utility Aid – this is the utility aid payment listed on the front of the estimate (<i>sum of Lines 9, 14 and 15</i>)	\$0.00

Supplemental County and Municipal Aid

- Under state law, supplemental county and municipal aid paid to each county and municipality is determined by 2023 Wisconsin Act 12 (sec. 79.037, Wis. Stats.)
- For detailed information, review [county and municipal aid spreadsheet](#)

Supplemental County and Municipal Aid Calculation	
1. Prior year supplemental county and municipal aid	\$36,437.84
2. Increase due to sales tax revenue including adjustments (<i>district changes</i>)	\$838.07
3. Total Supplemental County and Municipal Aid (<i>sum of Lines 1 and 2</i>)	\$37,275.91

Expenditure Restraint Incentive Program

- Only municipalities are eligible to receive Expenditure Restraint Incentive Program (ERIP) payments
- Under state law, in 2025, each municipality will receive a payment that is equal to the amount of the payment received by the municipality in 2024 (sec. 79.05(4), Wis. Stats., from 2023 WI Act 12 – notwithstanding subs. (2) and (3))

Contact Information

If you have questions, contact us at lgs@wisconsin.gov, (608) 266-8618 or (608) 261-5167.



State of Wisconsin • DEPARTMENT OF REVENUE

DIVISION OF STATE AND LOCAL FINANCE • BUREAU OF LOCAL GOVERNMENT SERVICES • 2135 RIMROCK RD MADISON, WI 53713

Mailing Address:
PO Box 8971 #6-97
Madison WI 53708-8971
Fax: (608) 264-6887
lgs@wisconsin.gov

September 13, 2024

LUANNE RADY
TOWN OF SCOTT
N1306 BOLTONVILLE RD
ADELL WI 53001-1426

Notice of Shared Revenue – 2025 Original Estimate

Notice Information

The Wisconsin Department of Revenue (DOR) is providing the **estimated** shared revenue amounts your local government will receive in 2025 under current state law for county and municipal aid, supplemental county and municipal aid, utility aid and the expenditure restraint incentive program. This does not include adjustments, shown on the July and November payment notices.

District	TOWN OF SCOTT	County	SHEBOYGAN	Co-muni code	59-022
-----------------	---------------	---------------	-----------	---------------------	--------

Estimate Information

For an explanation of each aid payment listed below, review the additional information in this notice.

2025 Original Estimate	
1. County and municipal aid	\$44,708.12
2. Utility aid	\$0.00
3. Supplemental county and municipal aid	\$60,962.46
4. Expenditure restraint incentive program	\$0.00
5. Total Estimated 2025 Payments (sum of Lines 1-4)	\$105,670.58

Payment Information

Your local government will receive two distributions in 2025 :

- July 28, 2025: 15% of Line 1, 2, and 3 and 100% of Line 4 (*shown above*)
- November 17, 2025: balance of your 2025 aid payments

County and Municipal Aid

Under state law, the county and municipal aid paid to each county and municipality must be equal to the amount determined in 2012 (sec. 79.036, Wis. Stats.) and adjusted for fallen protective services insurance reimbursement (sec. 79.036(4), Wis. Stats.).

County and Municipal Aid Calculation	
1. Prior year county and municipal aid	\$43,706.11
2. Increase due to sales tax revenue, including adjustments (<i>district changes</i>)	\$1,005.24
3. Fallen protective services insurance adjustment	-\$3.23
4. Fallen protective services insurance reimbursement (<i>reported to DOR</i>)	\$0.00
5. Total County and Municipal Aid (sum of Lines 1-4)	\$44,708.12

Utility Aid

- Under state law, utility aid is distributed to each county and municipality where tax-exempt utility property is located (sec. 79.04, Wis. Stats.)
- Utility companies report utility property information to DOR annually
- DOR uses the provided information to accurately calculate utility aid (*shown below*)

Utility Aid Calculation	
1. Net book value, <i>as of December 31, 2024 (including expected additions/retirements)</i>	\$0.00
2. Total net book value payment	\$0.00
3. Minimum payment	\$0.00
4. Megawatt capacity	0.0
5. Megawatt capacity payment	\$0.00
6. Closed/decommissioned production plant (phased down) payment	\$0.00
7. Subtotal (<i>sum of Lines 2, 3, 5 and 6</i>)	\$0.00
8. Population cap	\$743,325.00
9. Adjusted subtotal (<i>lesser of Line 7 or Line 8</i>)	\$0.00
10. Adjacent site incentive payment	\$0.00
11. Baseload incentive payment	\$0.00
12. Co-generation incentive payment	\$0.00
13. Alternative energy incentive payment	\$0.00
14. Total incentive payments (<i>sum of Lines 10 through 13</i>)	\$0.00
15. Spent nuclear fuel payment	\$0.00
16. Total Utility Aid – this is the utility aid payment listed on the front of the estimate (<i>sum of Lines 9, 14 and 15</i>)	\$0.00

Supplemental County and Municipal Aid

- Under state law, supplemental county and municipal aid paid to each county and municipality is determined by 2023 Wisconsin Act 12 (sec. 79.037, Wis. Stats.)
- For detailed information, review [county and municipal aid spreadsheet](#)

Supplemental County and Municipal Aid Calculation	
1. Prior year supplemental county and municipal aid	\$59,591.85
2. Increase due to sales tax revenue including adjustments (<i>district changes</i>)	\$1,370.61
3. Total Supplemental County and Municipal Aid (<i>sum of Lines 1 and 2</i>)	\$60,962.46

Expenditure Restraint Incentive Program

- Only municipalities are eligible to receive Expenditure Restraint Incentive Program (ERIP) payments
- Under state law, in 2025, each municipality will receive a payment that is equal to the amount of the payment received by the municipality in 2024 (sec. 79.05(4), Wis. Stats., from 2023 WI Act 12 – notwithstanding subs. (2) and (3))

Contact Information

If you have questions, contact us at lgs@wisconsin.gov, (608) 266-8618 or (608) 261-5167.



State of Wisconsin • DEPARTMENT OF REVENUE

DIVISION OF STATE AND LOCAL FINANCE • BUREAU OF LOCAL GOVERNMENT SERVICES • 2135 RIMROCK RD MADISON, WI 53713

Mailing Address:
PO Box 8971 #6-97
Madison WI 53708-8971
Fax: (608) 264-6887
lgs@wisconsin.gov

September 13, 2024

PEGGY FISCHER
TOWN OF SHEBOYGAN
4020 TECHNOLOGY PARKWAY
SHEBOYGAN WI 53083

Notice of Shared Revenue – 2025 Original Estimate

Notice Information

The Wisconsin Department of Revenue (DOR) is providing the **estimated** shared revenue amounts your local government will receive in 2025 under current state law for county and municipal aid, supplemental county and municipal aid, utility aid and the expenditure restraint incentive program. This does not include adjustments, shown on the July and November payment notices.

District	TOWN OF SHEBOYGAN	County	SHEBOYGAN	Co-muni code	59-024
-----------------	-------------------	---------------	-----------	---------------------	--------

Estimate Information

For an explanation of each aid payment listed below, review the additional information in this notice.

2025 Original Estimate	
1. County and municipal aid	\$68,905.30
2. Utility aid	\$33,240.32
3. Supplemental county and municipal aid	\$215,812.35
4. Expenditure restraint incentive program	\$0.00
5. Total Estimated 2025 Payments (sum of Lines 1-4)	\$317,957.97

Payment Information

Your local government will receive two distributions in 2025 :

- July 28, 2025: 15% of Line 1, 2, and 3 and 100% of Line 4 (*shown above*)
- November 17, 2025: balance of your 2025 aid payments

County and Municipal Aid

Under state law, the county and municipal aid paid to each county and municipality must be equal to the amount determined in 2012 (sec. 79.036, Wis. Stats.) and adjusted for fallen protective services insurance reimbursement (sec. 79.036(4), Wis. Stats.).

County and Municipal Aid Calculation	
1. Prior year county and municipal aid	\$67,360.98
2. Increase due to sales tax revenue, including adjustments (<i>district changes</i>)	\$1,549.30
3. Fallen protective services insurance adjustment	-\$4.98
4. Fallen protective services insurance reimbursement (<i>reported to DOR</i>)	\$0.00
5. Total County and Municipal Aid (sum of Lines 1-4)	\$68,905.30

Utility Aid

- Under state law, utility aid is distributed to each county and municipality where tax-exempt utility property is located (sec. 79.04, Wis. Stats.)
- Utility companies report utility property information to DOR annually
- DOR uses the provided information to accurately calculate utility aid (*shown below*)

Utility Aid Calculation	
1. Net book value, <i>as of December 31, 2024 (including expected additions/retirements)</i>	\$11,080,106.00
2. Total net book value payment	\$33,240.32
3. Minimum payment	\$0.00
4. Megawatt capacity	0.0
5. Megawatt capacity payment	\$0.00
6. Closed/decommissioned production plant (phased down) payment	\$0.00
7. Subtotal (<i>sum of Lines 2, 3, 5 and 6</i>)	\$33,240.32
8. Population cap	\$3,488,825.00
9. Adjusted subtotal (<i>lesser of Line 7 or Line 8</i>)	\$33,240.32
10. Adjacent site incentive payment	\$0.00
11. Baseload incentive payment	\$0.00
12. Co-generation incentive payment	\$0.00
13. Alternative energy incentive payment	\$0.00
14. Total incentive payments (<i>sum of Lines 10 through 13</i>)	\$0.00
15. Spent nuclear fuel payment	\$0.00
16. Total Utility Aid – this is the utility aid payment listed on the front of the estimate (<i>sum of Lines 9, 14 and 15</i>)	\$33,240.32

Supplemental County and Municipal Aid

- Under state law, supplemental county and municipal aid paid to each county and municipality is determined by 2023 Wisconsin Act 12 (sec. 79.037, Wis. Stats.)
- For detailed information, review [county and municipal aid spreadsheet](#)

Supplemental County and Municipal Aid Calculation	
1. Prior year supplemental county and municipal aid	\$210,960.26
2. Increase due to sales tax revenue including adjustments (<i>district changes</i>)	\$4,852.09
3. Total Supplemental County and Municipal Aid (<i>sum of Lines 1 and 2</i>)	\$215,812.35

Expenditure Restraint Incentive Program

- Only municipalities are eligible to receive Expenditure Restraint Incentive Program (ERIP) payments
- Under state law, in 2025, each municipality will receive a payment that is equal to the amount of the payment received by the municipality in 2024 (sec. 79.05(4), Wis. Stats., from 2023 WI Act 12 – notwithstanding subs. (2) and (3))

Contact Information

If you have questions, contact us at lgs@wisconsin.gov, (608) 266-8618 or (608) 261-5167.



State of Wisconsin • DEPARTMENT OF REVENUE

DIVISION OF STATE AND LOCAL FINANCE • BUREAU OF LOCAL GOVERNMENT SERVICES • 2135 RIMROCK RD MADISON, WI 53713

Mailing Address:
PO Box 8971 #6-97
Madison WI 53708-8971
Fax: (608) 264-6887
lgs@wisconsin.gov

September 13, 2024

JEANETTE MEYER
TOWN OF SHEBOYGAN FALLS
W3860 COUNTY ROAD O
SHEBOYGAN FALLS WI 53085-0046

Notice of Shared Revenue – 2025 Original Estimate

Notice Information

The Wisconsin Department of Revenue (DOR) is providing the **estimated** shared revenue amounts your local government will receive in 2025 under current state law for county and municipal aid, supplemental county and municipal aid, utility aid and the expenditure restraint incentive program. This does not include adjustments, shown on the July and November payment notices.

District	TOWN OF SHEBOYGAN FALLS	County	SHEBOYGAN	Co-muni code	59-026
-----------------	-------------------------	---------------	-----------	---------------------	--------

Estimate Information

For an explanation of each aid payment listed below, review the additional information in this notice.

2025 Original Estimate	
1. County and municipal aid	\$38,950.95
2. Utility aid	\$250,112.95
3. Supplemental county and municipal aid	\$62,146.56
4. Expenditure restraint incentive program	\$0.00
5. Total Estimated 2025 Payments (sum of Lines 1-4)	\$351,210.46

Payment Information

Your local government will receive two distributions in 2025 :

- July 28, 2025: 15% of Line 1, 2, and 3 and 100% of Line 4 (*shown above*)
- November 17, 2025: balance of your 2025 aid payments

County and Municipal Aid

Under state law, the county and municipal aid paid to each county and municipality must be equal to the amount determined in 2012 (sec. 79.036, Wis. Stats.) and adjusted for fallen protective services insurance reimbursement (sec. 79.036(4), Wis. Stats.).

County and Municipal Aid Calculation	
1. Prior year county and municipal aid	\$38,077.97
2. Increase due to sales tax revenue, including adjustments (<i>district changes</i>)	\$875.79
3. Fallen protective services insurance adjustment	-\$2.81
4. Fallen protective services insurance reimbursement (<i>reported to DOR</i>)	\$0.00
5. Total County and Municipal Aid (sum of Lines 1-4)	\$38,950.95

Utility Aid

- Under state law, utility aid is distributed to each county and municipality where tax-exempt utility property is located (sec. 79.04, Wis. Stats.)
- Utility companies report utility property information to DOR annually
- DOR uses the provided information to accurately calculate utility aid (*shown below*)

Utility Aid Calculation	
1. Net book value, <i>as of December 31, 2024 (including expected additions/retirements)</i>	\$4,715,420.00
2. Total net book value payment	\$14,146.26
3. Minimum payment	\$0.00
4. Megawatt capacity	349.0
5. Megawatt capacity payment	\$232,666.69
6. Closed/decommissioned production plant (phased down) payment	\$0.00
7. Subtotal (<i>sum of Lines 2, 3, 5 and 6</i>)	\$246,812.95
8. Population cap	\$770,100.00
9. Adjusted subtotal (<i>lesser of Line 7 or Line 8</i>)	\$246,812.95
10. Adjacent site incentive payment	\$0.00
11. Baseload incentive payment	\$0.00
12. Co-generation incentive payment	\$0.00
13. Alternative energy incentive payment	\$3,300.00
14. Total incentive payments (<i>sum of Lines 10 through 13</i>)	\$3,300.00
15. Spent nuclear fuel payment	\$0.00
16. Total Utility Aid – this is the utility aid payment listed on the front of the estimate (<i>sum of Lines 9, 14 and 15</i>)	\$250,112.95

Supplemental County and Municipal Aid

- Under state law, supplemental county and municipal aid paid to each county and municipality is determined by 2023 Wisconsin Act 12 (sec. 79.037, Wis. Stats.)
- For detailed information, review [county and municipal aid spreadsheet](#)

Supplemental County and Municipal Aid Calculation	
1. Prior year supplemental county and municipal aid	\$60,749.33
2. Increase due to sales tax revenue including adjustments (<i>district changes</i>)	\$1,397.23
3. Total Supplemental County and Municipal Aid (<i>sum of Lines 1 and 2</i>)	\$62,146.56

Expenditure Restraint Incentive Program

- Only municipalities are eligible to receive Expenditure Restraint Incentive Program (ERIP) payments
- Under state law, in 2025, each municipality will receive a payment that is equal to the amount of the payment received by the municipality in 2024 (sec. 79.05(4), Wis. Stats., from 2023 WI Act 12 – notwithstanding subs. (2) and (3))

Contact Information

If you have questions, contact us at lgs@wisconsin.gov, (608) 266-8618 or (608) 261-5167.



State of Wisconsin • DEPARTMENT OF REVENUE

DIVISION OF STATE AND LOCAL FINANCE • BUREAU OF LOCAL GOVERNMENT SERVICES • 2135 RIMROCK RD MADISON, WI 53713

Mailing Address:
PO Box 8971 #6-97
Madison WI 53708-8971
Fax: (608) 264-6887
lgs@wisconsin.gov

September 13, 2024

RHONDA KLATT
TOWN OF SHERMAN
PO BOX 88
ADELL WI 53001-0088

Notice of Shared Revenue – 2025 Original Estimate

Notice Information

The Wisconsin Department of Revenue (DOR) is providing the **estimated** shared revenue amounts your local government will receive in 2025 under current state law for county and municipal aid, supplemental county and municipal aid, utility aid and the expenditure restraint incentive program. This does not include adjustments, shown on the July and November payment notices.

District	TOWN OF SHERMAN	County	SHEBOYGAN	Co-muni code	59-028
-----------------	-----------------	---------------	-----------	---------------------	--------

Estimate Information

For an explanation of each aid payment listed below, review the additional information in this notice.

2025 Original Estimate	
1. County and municipal aid	\$27,787.57
2. Utility aid	\$1,055.12
3. Supplemental county and municipal aid	\$55,864.46
4. Expenditure restraint incentive program	\$0.00
5. Total Estimated 2025 Payments (sum of Lines 1-4)	\$84,707.15

Payment Information

Your local government will receive two distributions in 2025 :

- July 28, 2025: 15% of Line 1, 2, and 3 and 100% of Line 4 (*shown above*)
- November 17, 2025: balance of your 2025 aid payments

County and Municipal Aid

Under state law, the county and municipal aid paid to each county and municipality must be equal to the amount determined in 2012 (sec. 79.036, Wis. Stats.) and adjusted for fallen protective services insurance reimbursement (sec. 79.036(4), Wis. Stats.).

County and Municipal Aid Calculation	
1. Prior year county and municipal aid	\$27,164.79
2. Increase due to sales tax revenue, including adjustments (<i>district changes</i>)	\$624.79
3. Fallen protective services insurance adjustment	-\$2.01
4. Fallen protective services insurance reimbursement (<i>reported to DOR</i>)	\$0.00
5. Total County and Municipal Aid (sum of Lines 1-4)	\$27,787.57

Utility Aid

- Under state law, utility aid is distributed to each county and municipality where tax-exempt utility property is located (sec. 79.04, Wis. Stats.)
- Utility companies report utility property information to DOR annually
- DOR uses the provided information to accurately calculate utility aid (*shown below*)

Utility Aid Calculation	
1. Net book value, <i>as of December 31, 2024 (including expected additions/retirements)</i>	\$351,708.00
2. Total net book value payment	\$1,055.12
3. Minimum payment	\$0.00
4. Megawatt capacity	0.0
5. Megawatt capacity payment	\$0.00
6. Closed/decommissioned production plant (phased down) payment	\$0.00
7. Subtotal (<i>sum of Lines 2, 3, 5 and 6</i>)	\$1,055.12
8. Population cap	\$618,800.00
9. Adjusted subtotal (<i>lesser of Line 7 or Line 8</i>)	\$1,055.12
10. Adjacent site incentive payment	\$0.00
11. Baseload incentive payment	\$0.00
12. Co-generation incentive payment	\$0.00
13. Alternative energy incentive payment	\$0.00
14. Total incentive payments (<i>sum of Lines 10 through 13</i>)	\$0.00
15. Spent nuclear fuel payment	\$0.00
16. Total Utility Aid – this is the utility aid payment listed on the front of the estimate (<i>sum of Lines 9, 14 and 15</i>)	\$1,055.12

Supplemental County and Municipal Aid

- Under state law, supplemental county and municipal aid paid to each county and municipality is determined by 2023 Wisconsin Act 12 (sec. 79.037, Wis. Stats.)
- For detailed information, review [county and municipal aid spreadsheet](#)

Supplemental County and Municipal Aid Calculation	
1. Prior year supplemental county and municipal aid	\$54,608.47
2. Increase due to sales tax revenue including adjustments (<i>district changes</i>)	\$1,255.99
3. Total Supplemental County and Municipal Aid (<i>sum of Lines 1 and 2</i>)	\$55,864.46

Expenditure Restraint Incentive Program

- Only municipalities are eligible to receive Expenditure Restraint Incentive Program (ERIP) payments
- Under state law, in 2025, each municipality will receive a payment that is equal to the amount of the payment received by the municipality in 2024 (sec. 79.05(4), Wis. Stats., from 2023 WI Act 12 – notwithstanding subs. (2) and (3))

Contact Information

If you have questions, contact us at lgs@wisconsin.gov, (608) 266-8618 or (608) 261-5167.



State of Wisconsin • DEPARTMENT OF REVENUE

DIVISION OF STATE AND LOCAL FINANCE • BUREAU OF LOCAL GOVERNMENT SERVICES • 2135 RIMROCK RD MADISON, WI 53713

Mailing Address:
PO Box 8971 #6-97
Madison WI 53708-8971
Fax: (608) 264-6887
lgs@wisconsin.gov

September 13, 2024

JULIE WICKER
TOWN OF WILSON
5935 S BUSINESS DR
SHEBOYGAN WI 53081-8983

Notice of Shared Revenue – 2025 Original Estimate

Notice Information

The Wisconsin Department of Revenue (DOR) is providing the **estimated** shared revenue amounts your local government will receive in 2025 under current state law for county and municipal aid, supplemental county and municipal aid, utility aid and the expenditure restraint incentive program. This does not include adjustments, shown on the July and November payment notices.

District	TOWN OF WILSON	County	SHEBOYGAN	Co-muni code	59-030
-----------------	----------------	---------------	-----------	---------------------	--------

Estimate Information

For an explanation of each aid payment listed below, review the additional information in this notice.

2025 Original Estimate	
1. County and municipal aid	\$40,709.16
2. Utility aid	\$47,139.89
3. Supplemental county and municipal aid	\$90,517.37
4. Expenditure restraint incentive program	\$0.00
5. Total Estimated 2025 Payments (sum of Lines 1-4)	\$178,366.42

Payment Information

Your local government will receive two distributions in 2025 :

- July 28, 2025: 15% of Line 1, 2, and 3 and 100% of Line 4 (*shown above*)
- November 17, 2025: balance of your 2025 aid payments

County and Municipal Aid

Under state law, the county and municipal aid paid to each county and municipality must be equal to the amount determined in 2012 (sec. 79.036, Wis. Stats.) and adjusted for fallen protective services insurance reimbursement (sec. 79.036(4), Wis. Stats.).

County and Municipal Aid Calculation	
1. Prior year county and municipal aid	\$39,796.77
2. Increase due to sales tax revenue, including adjustments (<i>district changes</i>)	\$915.33
3. Fallen protective services insurance adjustment	-\$2.94
4. Fallen protective services insurance reimbursement (<i>reported to DOR</i>)	\$0.00
5. Total County and Municipal Aid (sum of Lines 1-4)	\$40,709.16

Utility Aid

- Under state law, utility aid is distributed to each county and municipality where tax-exempt utility property is located (sec. 79.04, Wis. Stats.)
- Utility companies report utility property information to DOR annually
- DOR uses the provided information to accurately calculate utility aid (*shown below*)

Utility Aid Calculation	
1. Net book value, <i>as of December 31, 2024 (including expected additions/retirements)</i>	\$15,713,296.00
2. Total net book value payment	\$47,139.89
3. Minimum payment	\$0.00
4. Megawatt capacity	22.8
5. Megawatt capacity payment	\$0.00
6. Closed/decommissioned production plant (phased down) payment	\$0.00
7. Subtotal (<i>sum of Lines 2, 3, 5 and 6</i>)	\$47,139.89
8. Population cap	\$1,478,150.00
9. Adjusted subtotal (<i>lesser of Line 7 or Line 8</i>)	\$47,139.89
10. Adjacent site incentive payment	\$0.00
11. Baseload incentive payment	\$0.00
12. Co-generation incentive payment	\$0.00
13. Alternative energy incentive payment	\$0.00
14. Total incentive payments (<i>sum of Lines 10 through 13</i>)	\$0.00
15. Spent nuclear fuel payment	\$0.00
16. Total Utility Aid – this is the utility aid payment listed on the front of the estimate (<i>sum of Lines 9, 14 and 15</i>)	\$47,139.89

Supplemental County and Municipal Aid

- Under state law, supplemental county and municipal aid paid to each county and municipality is determined by 2023 Wisconsin Act 12 (sec. 79.037, Wis. Stats.)
- For detailed information, review [county and municipal aid spreadsheet](#)

Supplemental County and Municipal Aid Calculation	
1. Prior year supplemental county and municipal aid	\$88,482.28
2. Increase due to sales tax revenue including adjustments (<i>district changes</i>)	\$2,035.09
3. Total Supplemental County and Municipal Aid (<i>sum of Lines 1 and 2</i>)	\$90,517.37

Expenditure Restraint Incentive Program

- Only municipalities are eligible to receive Expenditure Restraint Incentive Program (ERIP) payments
- Under state law, in 2025, each municipality will receive a payment that is equal to the amount of the payment received by the municipality in 2024 (sec. 79.05(4), Wis. Stats., from 2023 WI Act 12 – notwithstanding subs. (2) and (3))

Contact Information

If you have questions, contact us at lgs@wisconsin.gov, (608) 266-8618 or (608) 261-5167.



State of Wisconsin • DEPARTMENT OF REVENUE

DIVISION OF STATE AND LOCAL FINANCE • BUREAU OF LOCAL GOVERNMENT SERVICES • 2135 RIMROCK RD MADISON, WI 53713

Mailing Address:
PO Box 8971 #6-97
Madison WI 53708-8971
Fax: (608) 264-6887
lgs@wisconsin.gov

September 13, 2024

KELLY RATHKE
VILLAGE OF ADELL
508 SEIFERT ST
ADELL WI 53001-1185

Notice of Shared Revenue – 2025 Original Estimate

Notice Information

The Wisconsin Department of Revenue (DOR) is providing the **estimated** shared revenue amounts your local government will receive in 2025 under current state law for county and municipal aid, supplemental county and municipal aid, utility aid and the expenditure restraint incentive program. This does not include adjustments, shown on the July and November payment notices.

District	VILLAGE OF ADELL	County	SHEBOYGAN	Co-muni code	59-101
-----------------	------------------	---------------	-----------	---------------------	--------

Estimate Information

For an explanation of each aid payment listed below, review the additional information in this notice.

2025 Original Estimate	
1. County and municipal aid	\$90,048.08
2. Utility aid	\$0.00
3. Supplemental county and municipal aid	\$39,235.59
4. Expenditure restraint incentive program	\$1,604.24
5. Total Estimated 2025 Payments (sum of Lines 1-4)	\$130,887.91

Payment Information

Your local government will receive two distributions in 2025 :

- July 28, 2025: 15% of Line 1, 2, and 3 and 100% of Line 4 (*shown above*)
- November 17, 2025: balance of your 2025 aid payments

County and Municipal Aid

Under state law, the county and municipal aid paid to each county and municipality must be equal to the amount determined in 2012 (sec. 79.036, Wis. Stats.) and adjusted for fallen protective services insurance reimbursement (sec. 79.036(4), Wis. Stats.).

County and Municipal Aid Calculation	
1. Prior year county and municipal aid	\$88,029.90
2. Increase due to sales tax revenue, including adjustments (<i>district changes</i>)	\$2,024.69
3. Fallen protective services insurance adjustment	-\$6.51
4. Fallen protective services insurance reimbursement (<i>reported to DOR</i>)	\$0.00
5. Total County and Municipal Aid (sum of Lines 1-4)	\$90,048.08

Utility Aid

- Under state law, utility aid is distributed to each county and municipality where tax-exempt utility property is located (sec. 79.04, Wis. Stats.)
- Utility companies report utility property information to DOR annually
- DOR uses the provided information to accurately calculate utility aid (*shown below*)

Utility Aid Calculation	
1. Net book value, as of December 31, 2024 (including expected additions/retirements)	\$0.00
2. Total net book value payment	\$0.00
3. Minimum payment	\$0.00
4. Megawatt capacity	0.0
5. Megawatt capacity payment	\$0.00
6. Closed/decommissioned production plant (phased down) payment	\$0.00
7. Subtotal (sum of Lines 2, 3, 5 and 6)	\$0.00
8. Population cap	\$207,825.00
9. Adjusted subtotal (lesser of Line 7 or Line 8)	\$0.00
10. Adjacent site incentive payment	\$0.00
11. Baseload incentive payment	\$0.00
12. Co-generation incentive payment	\$0.00
13. Alternative energy incentive payment	\$0.00
14. Total incentive payments (sum of Lines 10 through 13)	\$0.00
15. Spent nuclear fuel payment	\$0.00
16. Total Utility Aid – this is the utility aid payment listed on the front of the estimate (sum of Lines 9, 14 and 15)	\$0.00

Supplemental County and Municipal Aid

- Under state law, supplemental county and municipal aid paid to each county and municipality is determined by 2023 Wisconsin Act 12 (sec. 79.037, Wis. Stats.)
- For detailed information, review [county and municipal aid spreadsheet](#)

Supplemental County and Municipal Aid Calculation	
1. Prior year supplemental county and municipal aid	\$38,353.46
2. Increase due to sales tax revenue including adjustments (district changes)	\$882.13
3. Total Supplemental County and Municipal Aid (sum of Lines 1 and 2)	\$39,235.59

Expenditure Restraint Incentive Program

- Only municipalities are eligible to receive Expenditure Restraint Incentive Program (ERIP) payments
- Under state law, in 2025, each municipality will receive a payment that is equal to the amount of the payment received by the municipality in 2024 (sec. 79.05(4), Wis. Stats., from 2023 WI Act 12 – notwithstanding subs. (2) and (3))

Contact Information

If you have questions, contact us at lgs@wisconsin.gov, (608) 266-8618 or (608) 261-5167.



State of Wisconsin • DEPARTMENT OF REVENUE

DIVISION OF STATE AND LOCAL FINANCE • BUREAU OF LOCAL GOVERNMENT SERVICES • 2135 RIMROCK RD MADISON, WI 53713

Mailing Address:
PO Box 8971 #6-97
Madison WI 53708-8971
Fax: (608) 264-6887
lgs@wisconsin.gov

September 13, 2024

EMILY RUBENIS
VILLAGE OF CASCADE
PO BOX 157
CASCADE WI 53011-0157

Notice of Shared Revenue – 2025 Original Estimate

Notice Information

The Wisconsin Department of Revenue (DOR) is providing the **estimated** shared revenue amounts your local government will receive in 2025 under current state law for county and municipal aid, supplemental county and municipal aid, utility aid and the expenditure restraint incentive program. This does not include adjustments, shown on the July and November payment notices.

District	VILLAGE OF CASCADE	County	SHEBOYGAN	Co-muni code	59-111
-----------------	--------------------	---------------	-----------	---------------------	--------

Estimate Information

For an explanation of each aid payment listed below, review the additional information in this notice.

2025 Original Estimate	
1. County and municipal aid	\$74,563.46
2. Utility aid	\$0.00
3. Supplemental county and municipal aid	\$43,171.31
4. Expenditure restraint incentive program	\$0.00
5. Total Estimated 2025 Payments (sum of Lines 1-4)	\$117,734.77

Payment Information

Your local government will receive two distributions in 2025 :

- July 28, 2025: 15% of Line 1, 2, and 3 and 100% of Line 4 (*shown above*)
- November 17, 2025: balance of your 2025 aid payments

County and Municipal Aid

Under state law, the county and municipal aid paid to each county and municipality must be equal to the amount determined in 2012 (sec. 79.036, Wis. Stats.) and adjusted for fallen protective services insurance reimbursement (sec. 79.036(4), Wis. Stats.).

County and Municipal Aid Calculation	
1. Prior year county and municipal aid	\$72,892.33
2. Increase due to sales tax revenue, including adjustments (<i>district changes</i>)	\$1,676.52
3. Fallen protective services insurance adjustment	-\$5.39
4. Fallen protective services insurance reimbursement (<i>reported to DOR</i>)	\$0.00
5. Total County and Municipal Aid (sum of Lines 1-4)	\$74,563.46

Utility Aid

- Under state law, utility aid is distributed to each county and municipality where tax-exempt utility property is located (sec. 79.04, Wis. Stats.)
- Utility companies report utility property information to DOR annually
- DOR uses the provided information to accurately calculate utility aid (*shown below*)

Utility Aid Calculation	
1. Net book value, <i>as of December 31, 2024 (including expected additions/retirements)</i>	\$0.00
2. Total net book value payment	\$0.00
3. Minimum payment	\$0.00
4. Megawatt capacity	0.0
5. Megawatt capacity payment	\$0.00
6. Closed/decommissioned production plant (phased down) payment	\$0.00
7. Subtotal (<i>sum of Lines 2, 3, 5 and 6</i>)	\$0.00
8. Population cap	\$304,725.00
9. Adjusted subtotal (<i>lesser of Line 7 or Line 8</i>)	\$0.00
10. Adjacent site incentive payment	\$0.00
11. Baseload incentive payment	\$0.00
12. Co-generation incentive payment	\$0.00
13. Alternative energy incentive payment	\$0.00
14. Total incentive payments (<i>sum of Lines 10 through 13</i>)	\$0.00
15. Spent nuclear fuel payment	\$0.00
16. Total Utility Aid – this is the utility aid payment listed on the front of the estimate (<i>sum of Lines 9, 14 and 15</i>)	\$0.00

Supplemental County and Municipal Aid

- Under state law, supplemental county and municipal aid paid to each county and municipality is determined by 2023 Wisconsin Act 12 (sec. 79.037, Wis. Stats.)
- For detailed information, review [county and municipal aid spreadsheet](#)

Supplemental County and Municipal Aid Calculation	
1. Prior year supplemental county and municipal aid	\$42,200.69
2. Increase due to sales tax revenue including adjustments (<i>district changes</i>)	\$970.62
3. Total Supplemental County and Municipal Aid (<i>sum of Lines 1 and 2</i>)	\$43,171.31

Expenditure Restraint Incentive Program

- Only municipalities are eligible to receive Expenditure Restraint Incentive Program (ERIP) payments
- Under state law, in 2025, each municipality will receive a payment that is equal to the amount of the payment received by the municipality in 2024 (sec. 79.05(4), Wis. Stats., from 2023 WI Act 12 – notwithstanding subs. (2) and (3))

Contact Information

If you have questions, contact us at lgs@wisconsin.gov, (608) 266-8618 or (608) 261-5167.



State of Wisconsin • DEPARTMENT OF REVENUE

DIVISION OF STATE AND LOCAL FINANCE • BUREAU OF LOCAL GOVERNMENT SERVICES • 2135 RIMROCK RD MADISON, WI 53713

Mailing Address:
PO Box 8971 #6-97
Madison WI 53708-8971
Fax: (608) 264-6887
lgs@wisconsin.gov

September 13, 2024

JULIE BREY
VILLAGE OF CEDAR GROVE
22 E WILLOW AVENUE
PO BOX 426
CEDAR GROVE WI 53013

Notice of Shared Revenue – 2025 Original Estimate

Notice Information

The Wisconsin Department of Revenue (DOR) is providing the **estimated** shared revenue amounts your local government will receive in 2025 under current state law for county and municipal aid, supplemental county and municipal aid, utility aid and the expenditure restraint incentive program. This does not include adjustments, shown on the July and November payment notices.

District	VILLAGE OF CEDAR GROVE	County	SHEBOYGAN	Co-muni code	59-112
-----------------	------------------------	---------------	-----------	---------------------	--------

Estimate Information

For an explanation of each aid payment listed below, review the additional information in this notice.

2025 Original Estimate	
1. County and municipal aid	\$119,353.84
2. Utility aid	\$307.12
3. Supplemental county and municipal aid	\$67,190.76
4. Expenditure restraint incentive program	\$20,951.39
5. Total Estimated 2025 Payments (sum of Lines 1-4)	\$207,803.11

Payment Information

Your local government will receive two distributions in 2025 :

- July 28, 2025: 15% of Line 1, 2, and 3 and 100% of Line 4 (*shown above*)
- November 17, 2025: balance of your 2025 aid payments

County and Municipal Aid

Under state law, the county and municipal aid paid to each county and municipality must be equal to the amount determined in 2012 (sec. 79.036, Wis. Stats.) and adjusted for fallen protective services insurance reimbursement (sec. 79.036(4), Wis. Stats.).

County and Municipal Aid Calculation	
1. Prior year county and municipal aid	\$116,678.85
2. Increase due to sales tax revenue, including adjustments (<i>district changes</i>)	\$2,683.61
3. Fallen protective services insurance adjustment	-\$8.62
4. Fallen protective services insurance reimbursement (<i>reported to DOR</i>)	\$0.00
5. Total County and Municipal Aid (sum of Lines 1-4)	\$119,353.84

Utility Aid

- Under state law, utility aid is distributed to each county and municipality where tax-exempt utility property is located (sec. 79.04, Wis. Stats.)
- Utility companies report utility property information to DOR annually
- DOR uses the provided information to accurately calculate utility aid (*shown below*)

Utility Aid Calculation	
1. Net book value, <i>as of December 31, 2024 (including expected additions/retirements)</i>	\$51,186.00
2. Total net book value payment	\$307.12
3. Minimum payment	\$0.00
4. Megawatt capacity	0.0
5. Megawatt capacity payment	\$0.00
6. Closed/decommissioned production plant (phased down) payment	\$0.00
7. Subtotal (<i>sum of Lines 2, 3, 5 and 6</i>)	\$307.12
8. Population cap	\$903,975.00
9. Adjusted subtotal (<i>lesser of Line 7 or Line 8</i>)	\$307.12
10. Adjacent site incentive payment	\$0.00
11. Baseload incentive payment	\$0.00
12. Co-generation incentive payment	\$0.00
13. Alternative energy incentive payment	\$0.00
14. Total incentive payments (<i>sum of Lines 10 through 13</i>)	\$0.00
15. Spent nuclear fuel payment	\$0.00
16. Total Utility Aid – this is the utility aid payment listed on the front of the estimate (<i>sum of Lines 9, 14 and 15</i>)	\$307.12

Supplemental County and Municipal Aid

- Under state law, supplemental county and municipal aid paid to each county and municipality is determined by 2023 Wisconsin Act 12 (sec. 79.037, Wis. Stats.)
- For detailed information, review [county and municipal aid spreadsheet](#)

Supplemental County and Municipal Aid Calculation	
1. Prior year supplemental county and municipal aid	\$65,680.12
2. Increase due to sales tax revenue including adjustments (<i>district changes</i>)	\$1,510.64
3. Total Supplemental County and Municipal Aid (<i>sum of Lines 1 and 2</i>)	\$67,190.76

Expenditure Restraint Incentive Program

- Only municipalities are eligible to receive Expenditure Restraint Incentive Program (ERIP) payments
- Under state law, in 2025, each municipality will receive a payment that is equal to the amount of the payment received by the municipality in 2024 (sec. 79.05(4), Wis. Stats., from 2023 WI Act 12 – notwithstanding subs. (2) and (3))

Contact Information

If you have questions, contact us at lgs@wisconsin.gov, (608) 266-8618 or (608) 261-5167.



State of Wisconsin • DEPARTMENT OF REVENUE

DIVISION OF STATE AND LOCAL FINANCE • BUREAU OF LOCAL GOVERNMENT SERVICES • 2135 RIMROCK RD MADISON, WI 53713

Mailing Address:
PO Box 8971 #6-97
Madison WI 53708-8971
Fax: (608) 264-6887
lgs@wisconsin.gov

September 13, 2024

JESSICA REILLY
VILLAGE OF ELKHART LAKE
PO BOX 143, 40 PINE ST
ELKHART LAKE WI 53020-0143

Notice of Shared Revenue – 2025 Original Estimate

Notice Information

The Wisconsin Department of Revenue (DOR) is providing the **estimated** shared revenue amounts your local government will receive in 2025 under current state law for county and municipal aid, supplemental county and municipal aid, utility aid and the expenditure restraint incentive program. This does not include adjustments, shown on the July and November payment notices.

District	VILLAGE OF ELKHART LAKE	County	SHEBOYGAN	Co-muni code	59-121
-----------------	-------------------------	---------------	-----------	---------------------	--------

Estimate Information

For an explanation of each aid payment listed below, review the additional information in this notice.

2025 Original Estimate	
1. County and municipal aid	\$19,314.01
2. Utility aid	\$4,210.69
3. Supplemental county and municipal aid	\$47,191.79
4. Expenditure restraint incentive program	\$0.00
5. Total Estimated 2025 Payments (sum of Lines 1-4)	\$70,716.49

Payment Information

Your local government will receive two distributions in 2025 :

- July 28, 2025: 15% of Line 1, 2, and 3 and 100% of Line 4 (*shown above*)
- November 17, 2025: balance of your 2025 aid payments

County and Municipal Aid

Under state law, the county and municipal aid paid to each county and municipality must be equal to the amount determined in 2012 (sec. 79.036, Wis. Stats.) and adjusted for fallen protective services insurance reimbursement (sec. 79.036(4), Wis. Stats.).

County and Municipal Aid Calculation	
1. Prior year county and municipal aid	\$18,881.14
2. Increase due to sales tax revenue, including adjustments (<i>district changes</i>)	\$434.27
3. Fallen protective services insurance adjustment	-\$1.40
4. Fallen protective services insurance reimbursement (<i>reported to DOR</i>)	\$0.00
5. Total County and Municipal Aid (sum of Lines 1-4)	\$19,314.01

Utility Aid

- Under state law, utility aid is distributed to each county and municipality where tax-exempt utility property is located (sec. 79.04, Wis. Stats.)
- Utility companies report utility property information to DOR annually
- DOR uses the provided information to accurately calculate utility aid (*shown below*)

Utility Aid Calculation	
1. Net book value, as of December 31, 2024 (including expected additions/retirements)	\$701,782.00
2. Total net book value payment	\$4,210.69
3. Minimum payment	\$0.00
4. Megawatt capacity	0.0
5. Megawatt capacity payment	\$0.00
6. Closed/decommissioned production plant (phased down) payment	\$0.00
7. Subtotal (sum of Lines 2, 3, 5 and 6)	\$4,210.69
8. Population cap	\$439,025.00
9. Adjusted subtotal (lesser of Line 7 or Line 8)	\$4,210.69
10. Adjacent site incentive payment	\$0.00
11. Baseload incentive payment	\$0.00
12. Co-generation incentive payment	\$0.00
13. Alternative energy incentive payment	\$0.00
14. Total incentive payments (sum of Lines 10 through 13)	\$0.00
15. Spent nuclear fuel payment	\$0.00
16. Total Utility Aid – this is the utility aid payment listed on the front of the estimate (sum of Lines 9, 14 and 15)	\$4,210.69

Supplemental County and Municipal Aid

- Under state law, supplemental county and municipal aid paid to each county and municipality is determined by 2023 Wisconsin Act 12 (sec. 79.037, Wis. Stats.)
- For detailed information, review [county and municipal aid spreadsheet](#)

Supplemental County and Municipal Aid Calculation	
1. Prior year supplemental county and municipal aid	\$46,130.78
2. Increase due to sales tax revenue including adjustments (district changes)	\$1,061.01
3. Total Supplemental County and Municipal Aid (sum of Lines 1 and 2)	\$47,191.79

Expenditure Restraint Incentive Program

- Only municipalities are eligible to receive Expenditure Restraint Incentive Program (ERIP) payments
- Under state law, in 2025, each municipality will receive a payment that is equal to the amount of the payment received by the municipality in 2024 (sec. 79.05(4), Wis. Stats., from 2023 WI Act 12 – notwithstanding subs. (2) and (3))

Contact Information

If you have questions, contact us at lgs@wisconsin.gov, (608) 266-8618 or (608) 261-5167.



State of Wisconsin • DEPARTMENT OF REVENUE

DIVISION OF STATE AND LOCAL FINANCE • BUREAU OF LOCAL GOVERNMENT SERVICES • 2135 RIMROCK RD MADISON, WI 53713

Mailing Address:
PO Box 8971 #6-97
Madison WI 53708-8971
Fax: (608) 264-6887
lgs@wisconsin.gov

September 13, 2024

MICHELE BERTRAM
VILLAGE OF GLENBEULAH
PO BOX 128
GLENBEULAH WI 53023-0128

Notice of Shared Revenue – 2025 Original Estimate

Notice Information

The Wisconsin Department of Revenue (DOR) is providing the **estimated** shared revenue amounts your local government will receive in 2025 under current state law for county and municipal aid, supplemental county and municipal aid, utility aid and the expenditure restraint incentive program. This does not include adjustments, shown on the July and November payment notices.

District	VILLAGE OF GLENBEULAH	County	SHEBOYGAN	Co-muni code	59-131
-----------------	-----------------------	---------------	-----------	---------------------	--------

Estimate Information

For an explanation of each aid payment listed below, review the additional information in this notice.

2025 Original Estimate	
1. County and municipal aid	\$76,222.49
2. Utility aid	\$0.00
3. Supplemental county and municipal aid	\$38,633.96
4. Expenditure restraint incentive program	\$806.09
5. Total Estimated 2025 Payments (sum of Lines 1-4)	\$115,662.54

Payment Information

Your local government will receive two distributions in 2025 :

- July 28, 2025: 15% of Line 1, 2, and 3 and 100% of Line 4 (*shown above*)
- November 17, 2025: balance of your 2025 aid payments

County and Municipal Aid

Under state law, the county and municipal aid paid to each county and municipality must be equal to the amount determined in 2012 (sec. 79.036, Wis. Stats.) and adjusted for fallen protective services insurance reimbursement (sec. 79.036(4), Wis. Stats.).

County and Municipal Aid Calculation	
1. Prior year county and municipal aid	\$74,514.17
2. Increase due to sales tax revenue, including adjustments (<i>district changes</i>)	\$1,713.83
3. Fallen protective services insurance adjustment	-\$5.51
4. Fallen protective services insurance reimbursement (<i>reported to DOR</i>)	\$0.00
5. Total County and Municipal Aid (sum of Lines 1-4)	\$76,222.49

Utility Aid

- Under state law, utility aid is distributed to each county and municipality where tax-exempt utility property is located (sec. 79.04, Wis. Stats.)
- Utility companies report utility property information to DOR annually
- DOR uses the provided information to accurately calculate utility aid (*shown below*)

Utility Aid Calculation	
1. Net book value, <i>as of December 31, 2024 (including expected additions/retirements)</i>	\$0.00
2. Total net book value payment	\$0.00
3. Minimum payment	\$0.00
4. Megawatt capacity	0.0
5. Megawatt capacity payment	\$0.00
6. Closed/decommissioned production plant (phased down) payment	\$0.00
7. Subtotal (<i>sum of Lines 2, 3, 5 and 6</i>)	\$0.00
8. Population cap	\$192,950.00
9. Adjusted subtotal (<i>lesser of Line 7 or Line 8</i>)	\$0.00
10. Adjacent site incentive payment	\$0.00
11. Baseload incentive payment	\$0.00
12. Co-generation incentive payment	\$0.00
13. Alternative energy incentive payment	\$0.00
14. Total incentive payments (<i>sum of Lines 10 through 13</i>)	\$0.00
15. Spent nuclear fuel payment	\$0.00
16. Total Utility Aid – this is the utility aid payment listed on the front of the estimate (<i>sum of Lines 9, 14 and 15</i>)	\$0.00

Supplemental County and Municipal Aid

- Under state law, supplemental county and municipal aid paid to each county and municipality is determined by 2023 Wisconsin Act 12 (sec. 79.037, Wis. Stats.)
- For detailed information, review [county and municipal aid spreadsheet](#)

Supplemental County and Municipal Aid Calculation	
1. Prior year supplemental county and municipal aid	\$37,765.36
2. Increase due to sales tax revenue including adjustments (<i>district changes</i>)	\$868.60
3. Total Supplemental County and Municipal Aid (<i>sum of Lines 1 and 2</i>)	\$38,633.96

Expenditure Restraint Incentive Program

- Only municipalities are eligible to receive Expenditure Restraint Incentive Program (ERIP) payments
- Under state law, in 2025, each municipality will receive a payment that is equal to the amount of the payment received by the municipality in 2024 (sec. 79.05(4), Wis. Stats., from 2023 WI Act 12 – notwithstanding subs. (2) and (3))

Contact Information

If you have questions, contact us at lgs@wisconsin.gov, (608) 266-8618 or (608) 261-5167.



State of Wisconsin • DEPARTMENT OF REVENUE

DIVISION OF STATE AND LOCAL FINANCE • BUREAU OF LOCAL GOVERNMENT SERVICES • 2135 RIMROCK RD MADISON, WI 53713

Mailing Address:
PO Box 8971 #6-97
Madison WI 53708-8971
Fax: (608) 264-6887
lgs@wisconsin.gov

September 13, 2024

MARY KOMOROSKI
VILLAGE OF HOWARDS GROVE
913 S WISCONSIN DR
HOWARDS GROVE WI 53083-1306

Notice of Shared Revenue – 2025 Original Estimate

Notice Information

The Wisconsin Department of Revenue (DOR) is providing the **estimated** shared revenue amounts your local government will receive in 2025 under current state law for county and municipal aid, supplemental county and municipal aid, utility aid and the expenditure restraint incentive program. This does not include adjustments, shown on the July and November payment notices.

District	VILLAGE OF HOWARDS GROVE	County	SHEBOYGAN	Co-muni code	59-135
-----------------	--------------------------	---------------	-----------	---------------------	--------

Estimate Information

For an explanation of each aid payment listed below, review the additional information in this notice.

2025 Original Estimate	
1. County and municipal aid	\$139,143.95
2. Utility aid	\$0.00
3. Supplemental county and municipal aid	\$86,835.06
4. Expenditure restraint incentive program	\$0.00
5. Total Estimated 2025 Payments (sum of Lines 1-4)	\$225,979.01

Payment Information

Your local government will receive two distributions in 2025 :

- July 28, 2025: 15% of Line 1, 2, and 3 and 100% of Line 4 (*shown above*)
- November 17, 2025: balance of your 2025 aid payments

County and Municipal Aid

Under state law, the county and municipal aid paid to each county and municipality must be equal to the amount determined in 2012 (sec. 79.036, Wis. Stats.) and adjusted for fallen protective services insurance reimbursement (sec. 79.036(4), Wis. Stats.).

County and Municipal Aid Calculation	
1. Prior year county and municipal aid	\$136,025.42
2. Increase due to sales tax revenue, including adjustments (<i>district changes</i>)	\$3,128.58
3. Fallen protective services insurance adjustment	-\$10.05
4. Fallen protective services insurance reimbursement (<i>reported to DOR</i>)	\$0.00
5. Total County and Municipal Aid (sum of Lines 1-4)	\$139,143.95

Utility Aid

- Under state law, utility aid is distributed to each county and municipality where tax-exempt utility property is located (sec. 79.04, Wis. Stats.)
- Utility companies report utility property information to DOR annually
- DOR uses the provided information to accurately calculate utility aid (*shown below*)

Utility Aid Calculation	
1. Net book value, <i>as of December 31, 2024 (including expected additions/retirements)</i>	\$0.00
2. Total net book value payment	\$0.00
3. Minimum payment	\$0.00
4. Megawatt capacity	0.0
5. Megawatt capacity payment	\$0.00
6. Closed/decommissioned production plant (phased down) payment	\$0.00
7. Subtotal (<i>sum of Lines 2, 3, 5 and 6</i>)	\$0.00
8. Population cap	\$1,378,700.00
9. Adjusted subtotal (<i>lesser of Line 7 or Line 8</i>)	\$0.00
10. Adjacent site incentive payment	\$0.00
11. Baseload incentive payment	\$0.00
12. Co-generation incentive payment	\$0.00
13. Alternative energy incentive payment	\$0.00
14. Total incentive payments (<i>sum of Lines 10 through 13</i>)	\$0.00
15. Spent nuclear fuel payment	\$0.00
16. Total Utility Aid – this is the utility aid payment listed on the front of the estimate (<i>sum of Lines 9, 14 and 15</i>)	\$0.00

Supplemental County and Municipal Aid

- Under state law, supplemental county and municipal aid paid to each county and municipality is determined by 2023 Wisconsin Act 12 (sec. 79.037, Wis. Stats.)
- For detailed information, review [county and municipal aid spreadsheet](#)

Supplemental County and Municipal Aid Calculation	
1. Prior year supplemental county and municipal aid	\$84,882.76
2. Increase due to sales tax revenue including adjustments (<i>district changes</i>)	\$1,952.30
3. Total Supplemental County and Municipal Aid (<i>sum of Lines 1 and 2</i>)	\$86,835.06

Expenditure Restraint Incentive Program

- Only municipalities are eligible to receive Expenditure Restraint Incentive Program (ERIP) payments
- Under state law, in 2025, each municipality will receive a payment that is equal to the amount of the payment received by the municipality in 2024 (sec. 79.05(4), Wis. Stats., from 2023 WI Act 12 – notwithstanding subs. (2) and (3))

Contact Information

If you have questions, contact us at lgs@wisconsin.gov, (608) 266-8618 or (608) 261-5167.



State of Wisconsin • DEPARTMENT OF REVENUE

DIVISION OF STATE AND LOCAL FINANCE • BUREAU OF LOCAL GOVERNMENT SERVICES • 2135 RIMROCK RD MADISON, WI 53713

Mailing Address:
PO Box 8971 #6-97
Madison WI 53708-8971
Fax: (608) 264-6887
lgs@wisconsin.gov

September 13, 2024

LAURIE LINDOW
VILLAGE OF KOHLER
319 HIGHLAND DR
KOHLER WI 53044-1513

Notice of Shared Revenue – 2025 Original Estimate

Notice Information

The Wisconsin Department of Revenue (DOR) is providing the **estimated** shared revenue amounts your local government will receive in 2025 under current state law for county and municipal aid, supplemental county and municipal aid, utility aid and the expenditure restraint incentive program. This does not include adjustments, shown on the July and November payment notices.

District	VILLAGE OF KOHLER	County	SHEBOYGAN	Co-muni code	59-141
-----------------	-------------------	---------------	-----------	---------------------	--------

Estimate Information

For an explanation of each aid payment listed below, review the additional information in this notice.

2025 Original Estimate	
1. County and municipal aid	\$25,977.86
2. Utility aid	\$40,425.28
3. Supplemental county and municipal aid	\$68,614.47
4. Expenditure restraint incentive program	\$14,775.00
5. Total Estimated 2025 Payments (sum of Lines 1-4)	\$149,792.61

Payment Information

Your local government will receive two distributions in 2025 :

- July 28, 2025: 15% of Line 1, 2, and 3 and 100% of Line 4 (*shown above*)
- November 17, 2025: balance of your 2025 aid payments

County and Municipal Aid

Under state law, the county and municipal aid paid to each county and municipality must be equal to the amount determined in 2012 (sec. 79.036, Wis. Stats.) and adjusted for fallen protective services insurance reimbursement (sec. 79.036(4), Wis. Stats.).

County and Municipal Aid Calculation	
1. Prior year county and municipal aid	\$25,395.64
2. Increase due to sales tax revenue, including adjustments (<i>district changes</i>)	\$584.10
3. Fallen protective services insurance adjustment	-\$1.88
4. Fallen protective services insurance reimbursement (<i>reported to DOR</i>)	\$0.00
5. Total County and Municipal Aid (sum of Lines 1-4)	\$25,977.86

Utility Aid

- Under state law, utility aid is distributed to each county and municipality where tax-exempt utility property is located (sec. 79.04, Wis. Stats.)
- Utility companies report utility property information to DOR annually
- DOR uses the provided information to accurately calculate utility aid (*shown below*)

Utility Aid Calculation	
1. Net book value, as of December 31, 2024 (including expected additions/retirements)	\$5,651,435.00
2. Total net book value payment	\$33,908.61
3. Minimum payment	\$0.00
4. Megawatt capacity	2.3
5. Megawatt capacity payment	\$3,066.67
6. Closed/decommissioned production plant (phased down) payment	\$0.00
7. Subtotal (sum of Lines 2, 3, 5 and 6)	\$36,975.28
8. Population cap	\$976,225.00
9. Adjusted subtotal (lesser of Line 7 or Line 8)	\$36,975.28
10. Adjacent site incentive payment	\$0.00
11. Baseload incentive payment	\$0.00
12. Co-generation incentive payment	\$0.00
13. Alternative energy incentive payment	\$3,450.00
14. Total incentive payments (sum of Lines 10 through 13)	\$3,450.00
15. Spent nuclear fuel payment	\$0.00
16. Total Utility Aid – this is the utility aid payment listed on the front of the estimate (sum of Lines 9, 14 and 15)	\$40,425.28

Supplemental County and Municipal Aid

- Under state law, supplemental county and municipal aid paid to each county and municipality is determined by 2023 Wisconsin Act 12 (sec. 79.037, Wis. Stats.)
- For detailed information, review [county and municipal aid spreadsheet](#)

Supplemental County and Municipal Aid Calculation	
1. Prior year supplemental county and municipal aid	\$67,071.82
2. Increase due to sales tax revenue including adjustments (district changes)	\$1,542.65
3. Total Supplemental County and Municipal Aid (sum of Lines 1 and 2)	\$68,614.47

Expenditure Restraint Incentive Program

- Only municipalities are eligible to receive Expenditure Restraint Incentive Program (ERIP) payments
- Under state law, in 2025, each municipality will receive a payment that is equal to the amount of the payment received by the municipality in 2024 (sec. 79.05(4), Wis. Stats., from 2023 WI Act 12 – notwithstanding subs. (2) and (3))

Contact Information

If you have questions, contact us at lgs@wisconsin.gov, (608) 266-8618 or (608) 261-5167.



State of Wisconsin • DEPARTMENT OF REVENUE

DIVISION OF STATE AND LOCAL FINANCE • BUREAU OF LOCAL GOVERNMENT SERVICES • 2135 RIMROCK RD MADISON, WI 53713

Mailing Address:
PO Box 8971 #6-97
Madison WI 53708-8971
Fax: (608) 264-6887
lgs@wisconsin.gov

September 13, 2024

AMY WILTERDINK
VILLAGE OF OOSTBURG
1140 MINNESOTA
PO BOX 700227
OOSTBURG WI 53070

Notice of Shared Revenue – 2025 Original Estimate

Notice Information

The Wisconsin Department of Revenue (DOR) is providing the **estimated** shared revenue amounts your local government will receive in 2025 under current state law for county and municipal aid, supplemental county and municipal aid, utility aid and the expenditure restraint incentive program. This does not include adjustments, shown on the July and November payment notices.

District	VILLAGE OF OOSTBURG	County	SHEBOYGAN	Co-muni code	59-165
-----------------	---------------------	---------------	-----------	---------------------	--------

Estimate Information

For an explanation of each aid payment listed below, review the additional information in this notice.

2025 Original Estimate	
1. County and municipal aid	\$147,704.70
2. Utility aid	\$1,424.17
3. Supplemental county and municipal aid	\$83,785.72
4. Expenditure restraint incentive program	\$0.00
5. Total Estimated 2025 Payments (sum of Lines 1-4)	\$232,914.59

Payment Information

Your local government will receive two distributions in 2025 :

- July 28, 2025: 15% of Line 1, 2, and 3 and 100% of Line 4 (*shown above*)
- November 17, 2025: balance of your 2025 aid payments

County and Municipal Aid

Under state law, the county and municipal aid paid to each county and municipality must be equal to the amount determined in 2012 (sec. 79.036, Wis. Stats.) and adjusted for fallen protective services insurance reimbursement (sec. 79.036(4), Wis. Stats.).

County and Municipal Aid Calculation	
1. Prior year county and municipal aid	\$144,394.30
2. Increase due to sales tax revenue, including adjustments (<i>district changes</i>)	\$3,321.07
3. Fallen protective services insurance adjustment	-\$10.67
4. Fallen protective services insurance reimbursement (<i>reported to DOR</i>)	\$0.00
5. Total County and Municipal Aid (sum of Lines 1-4)	\$147,704.70

Utility Aid

- Under state law, utility aid is distributed to each county and municipality where tax-exempt utility property is located (sec. 79.04, Wis. Stats.)
- Utility companies report utility property information to DOR annually
- DOR uses the provided information to accurately calculate utility aid (*shown below*)

Utility Aid Calculation	
1. Net book value, <i>as of December 31, 2024 (including expected additions/retirements)</i>	\$237,361.00
2. Total net book value payment	\$1,424.17
3. Minimum payment	\$0.00
4. Megawatt capacity	0.0
5. Megawatt capacity payment	\$0.00
6. Closed/decommissioned production plant (phased down) payment	\$0.00
7. Subtotal (<i>sum of Lines 2, 3, 5 and 6</i>)	\$1,424.17
8. Population cap	\$1,321,750.00
9. Adjusted subtotal (<i>lesser of Line 7 or Line 8</i>)	\$1,424.17
10. Adjacent site incentive payment	\$0.00
11. Baseload incentive payment	\$0.00
12. Co-generation incentive payment	\$0.00
13. Alternative energy incentive payment	\$0.00
14. Total incentive payments (<i>sum of Lines 10 through 13</i>)	\$0.00
15. Spent nuclear fuel payment	\$0.00
16. Total Utility Aid – this is the utility aid payment listed on the front of the estimate (<i>sum of Lines 9, 14 and 15</i>)	\$1,424.17

Supplemental County and Municipal Aid

- Under state law, supplemental county and municipal aid paid to each county and municipality is determined by 2023 Wisconsin Act 12 (sec. 79.037, Wis. Stats.)
- For detailed information, review [county and municipal aid spreadsheet](#)

Supplemental County and Municipal Aid Calculation	
1. Prior year supplemental county and municipal aid	\$81,901.97
2. Increase due to sales tax revenue including adjustments (<i>district changes</i>)	\$1,883.75
3. Total Supplemental County and Municipal Aid (<i>sum of Lines 1 and 2</i>)	\$83,785.72

Expenditure Restraint Incentive Program

- Only municipalities are eligible to receive Expenditure Restraint Incentive Program (ERIP) payments
- Under state law, in 2025, each municipality will receive a payment that is equal to the amount of the payment received by the municipality in 2024 (sec. 79.05(4), Wis. Stats., from 2023 WI Act 12 – notwithstanding subs. (2) and (3))

Contact Information

If you have questions, contact us at lgs@wisconsin.gov, (608) 266-8618 or (608) 261-5167.



State of Wisconsin • DEPARTMENT OF REVENUE

DIVISION OF STATE AND LOCAL FINANCE • BUREAU OF LOCAL GOVERNMENT SERVICES • 2135 RIMROCK RD MADISON, WI 53713

Mailing Address:
PO Box 8971 #6-97
Madison WI 53708-8971
Fax: (608) 264-6887
lgs@wisconsin.gov

September 13, 2024

STEPHANIE WAALA
VILLAGE OF RANDOM LAKE
PO BOX 344
RANDOM LAKE WI 53075

Notice of Shared Revenue – 2025 Original Estimate

Notice Information

The Wisconsin Department of Revenue (DOR) is providing the **estimated** shared revenue amounts your local government will receive in 2025 under current state law for county and municipal aid, supplemental county and municipal aid, utility aid and the expenditure restraint incentive program. This does not include adjustments, shown on the July and November payment notices.

District	VILLAGE OF RANDOM LAKE	County	SHEBOYGAN	Co-muni code	59-176
-----------------	------------------------	---------------	-----------	---------------------	--------

Estimate Information

For an explanation of each aid payment listed below, review the additional information in this notice.

2025 Original Estimate	
1. County and municipal aid	\$96,468.35
2. Utility aid	\$6,086.75
3. Supplemental county and municipal aid	\$57,581.17
4. Expenditure restraint incentive program	\$813.08
5. Total Estimated 2025 Payments (sum of Lines 1-4)	\$160,949.35

Payment Information

Your local government will receive two distributions in 2025 :

- July 28, 2025: 15% of Line 1, 2, and 3 and 100% of Line 4 (*shown above*)
- November 17, 2025: balance of your 2025 aid payments

County and Municipal Aid

Under state law, the county and municipal aid paid to each county and municipality must be equal to the amount determined in 2012 (sec. 79.036, Wis. Stats.) and adjusted for fallen protective services insurance reimbursement (sec. 79.036(4), Wis. Stats.).

County and Municipal Aid Calculation	
1. Prior year county and municipal aid	\$94,306.28
2. Increase due to sales tax revenue, including adjustments (<i>district changes</i>)	\$2,169.04
3. Fallen protective services insurance adjustment	-\$6.97
4. Fallen protective services insurance reimbursement (<i>reported to DOR</i>)	\$0.00
5. Total County and Municipal Aid (sum of Lines 1-4)	\$96,468.35

Utility Aid

- Under state law, utility aid is distributed to each county and municipality where tax-exempt utility property is located (sec. 79.04, Wis. Stats.)
- Utility companies report utility property information to DOR annually
- DOR uses the provided information to accurately calculate utility aid (*shown below*)

Utility Aid Calculation	
1. Net book value, <i>as of December 31, 2024 (including expected additions/retirements)</i>	\$1,014,458.00
2. Total net book value payment	\$6,086.75
3. Minimum payment	\$0.00
4. Megawatt capacity	0.0
5. Megawatt capacity payment	\$0.00
6. Closed/decommissioned production plant (phased down) payment	\$0.00
7. Subtotal (<i>sum of Lines 2, 3, 5 and 6</i>)	\$6,086.75
8. Population cap	\$668,100.00
9. Adjusted subtotal (<i>lesser of Line 7 or Line 8</i>)	\$6,086.75
10. Adjacent site incentive payment	\$0.00
11. Baseload incentive payment	\$0.00
12. Co-generation incentive payment	\$0.00
13. Alternative energy incentive payment	\$0.00
14. Total incentive payments (<i>sum of Lines 10 through 13</i>)	\$0.00
15. Spent nuclear fuel payment	\$0.00
16. Total Utility Aid – this is the utility aid payment listed on the front of the estimate (<i>sum of Lines 9, 14 and 15</i>)	\$6,086.75

Supplemental County and Municipal Aid

- Under state law, supplemental county and municipal aid paid to each county and municipality is determined by 2023 Wisconsin Act 12 (sec. 79.037, Wis. Stats.)
- For detailed information, review [county and municipal aid spreadsheet](#)

Supplemental County and Municipal Aid Calculation	
1. Prior year supplemental county and municipal aid	\$56,286.58
2. Increase due to sales tax revenue including adjustments (<i>district changes</i>)	\$1,294.59
3. Total Supplemental County and Municipal Aid (<i>sum of Lines 1 and 2</i>)	\$57,581.17

Expenditure Restraint Incentive Program

- Only municipalities are eligible to receive Expenditure Restraint Incentive Program (ERIP) payments
- Under state law, in 2025, each municipality will receive a payment that is equal to the amount of the payment received by the municipality in 2024 (sec. 79.05(4), Wis. Stats., from 2023 WI Act 12 – notwithstanding subs. (2) and (3))

Contact Information

If you have questions, contact us at lgs@wisconsin.gov, (608) 266-8618 or (608) 261-5167.



State of Wisconsin • DEPARTMENT OF REVENUE

DIVISION OF STATE AND LOCAL FINANCE • BUREAU OF LOCAL GOVERNMENT SERVICES • 2135 RIMROCK RD MADISON, WI 53713

Mailing Address:
PO Box 8971 #6-97
Madison WI 53708-8971
Fax: (608) 264-6887
lgs@wisconsin.gov

September 13, 2024

LISA GILLETTE
VILLAGE OF WALDO
PO BOX 202
WALDO WI 53093

Notice of Shared Revenue – 2025 Original Estimate

Notice Information

The Wisconsin Department of Revenue (DOR) is providing the **estimated** shared revenue amounts your local government will receive in 2025 under current state law for county and municipal aid, supplemental county and municipal aid, utility aid and the expenditure restraint incentive program. This does not include adjustments, shown on the July and November payment notices.

District	VILLAGE OF WALDO	County	SHEBOYGAN	Co-muni code	59-191
-----------------	------------------	---------------	-----------	---------------------	--------

Estimate Information

For an explanation of each aid payment listed below, review the additional information in this notice.

2025 Original Estimate	
1. County and municipal aid	\$69,669.85
2. Utility aid	\$6,281.72
3. Supplemental county and municipal aid	\$38,891.81
4. Expenditure restraint incentive program	\$0.00
5. Total Estimated 2025 Payments (sum of Lines 1-4)	\$114,843.38

Payment Information

Your local government will receive two distributions in 2025 :

- July 28, 2025: 15% of Line 1, 2, and 3 and 100% of Line 4 (*shown above*)
- November 17, 2025: balance of your 2025 aid payments

County and Municipal Aid

Under state law, the county and municipal aid paid to each county and municipality must be equal to the amount determined in 2012 (sec. 79.036, Wis. Stats.) and adjusted for fallen protective services insurance reimbursement (sec. 79.036(4), Wis. Stats.).

County and Municipal Aid Calculation	
1. Prior year county and municipal aid	\$68,108.39
2. Increase due to sales tax revenue, including adjustments (<i>district changes</i>)	\$1,566.49
3. Fallen protective services insurance adjustment	-\$5.03
4. Fallen protective services insurance reimbursement (<i>reported to DOR</i>)	\$0.00
5. Total County and Municipal Aid (sum of Lines 1-4)	\$69,669.85

Utility Aid

- Under state law, utility aid is distributed to each county and municipality where tax-exempt utility property is located (sec. 79.04, Wis. Stats.)
- Utility companies report utility property information to DOR annually
- DOR uses the provided information to accurately calculate utility aid (*shown below*)

Utility Aid Calculation	
1. Net book value, <i>as of December 31, 2024 (including expected additions/retirements)</i>	\$1,046,953.00
2. Total net book value payment	\$6,281.72
3. Minimum payment	\$0.00
4. Megawatt capacity	0.0
5. Megawatt capacity payment	\$0.00
6. Closed/decommissioned production plant (phased down) payment	\$0.00
7. Subtotal (<i>sum of Lines 2, 3, 5 and 6</i>)	\$6,281.72
8. Population cap	\$204,425.00
9. Adjusted subtotal (<i>lesser of Line 7 or Line 8</i>)	\$6,281.72
10. Adjacent site incentive payment	\$0.00
11. Baseload incentive payment	\$0.00
12. Co-generation incentive payment	\$0.00
13. Alternative energy incentive payment	\$0.00
14. Total incentive payments (<i>sum of Lines 10 through 13</i>)	\$0.00
15. Spent nuclear fuel payment	\$0.00
16. Total Utility Aid – this is the utility aid payment listed on the front of the estimate (<i>sum of Lines 9, 14 and 15</i>)	\$6,281.72

Supplemental County and Municipal Aid

- Under state law, supplemental county and municipal aid paid to each county and municipality is determined by 2023 Wisconsin Act 12 (sec. 79.037, Wis. Stats.)
- For detailed information, review [county and municipal aid spreadsheet](#)

Supplemental County and Municipal Aid Calculation	
1. Prior year supplemental county and municipal aid	\$38,017.41
2. Increase due to sales tax revenue including adjustments (<i>district changes</i>)	\$874.40
3. Total Supplemental County and Municipal Aid (<i>sum of Lines 1 and 2</i>)	\$38,891.81

Expenditure Restraint Incentive Program

- Only municipalities are eligible to receive Expenditure Restraint Incentive Program (ERIP) payments
- Under state law, in 2025, each municipality will receive a payment that is equal to the amount of the payment received by the municipality in 2024 (sec. 79.05(4), Wis. Stats., from 2023 WI Act 12 – notwithstanding subs. (2) and (3))

Contact Information

If you have questions, contact us at lgs@wisconsin.gov, (608) 266-8618 or (608) 261-5167.



State of Wisconsin • DEPARTMENT OF REVENUE

DIVISION OF STATE AND LOCAL FINANCE • BUREAU OF LOCAL GOVERNMENT SERVICES • 2135 RIMROCK RD MADISON, WI 53713

Mailing Address:
PO Box 8971 #6-97
Madison WI 53708-8971
Fax: (608) 264-6887
lgs@wisconsin.gov

September 13, 2024

ANNA VOIGT
CITY OF PLYMOUTH
128 SMITH ST, PO BOX 107
PLYMOUTH WI 53073

Notice of Shared Revenue – 2025 Original Estimate

Notice Information

The Wisconsin Department of Revenue (DOR) is providing the **estimated** shared revenue amounts your local government will receive in 2025 under current state law for county and municipal aid, supplemental county and municipal aid, utility aid and the expenditure restraint incentive program. This does not include adjustments, shown on the July and November payment notices.

District	CITY OF PLYMOUTH	County	SHEBOYGAN	Co-muni code	59-271
-----------------	------------------	---------------	-----------	---------------------	--------

Estimate Information

For an explanation of each aid payment listed below, review the additional information in this notice.

2025 Original Estimate	
1. County and municipal aid	\$650,049.77
2. Utility aid	\$0.00
3. Supplemental county and municipal aid	\$233,983.72
4. Expenditure restraint incentive program	\$61,741.61
5. Total Estimated 2025 Payments (sum of Lines 1-4)	\$945,775.10

Payment Information

Your local government will receive two distributions in 2025 :

- July 28, 2025: 15% of Line 1, 2, and 3 and 100% of Line 4 (*shown above*)
- November 17, 2025: balance of your 2025 aid payments

County and Municipal Aid

Under state law, the county and municipal aid paid to each county and municipality must be equal to the amount determined in 2012 (sec. 79.036, Wis. Stats.) and adjusted for fallen protective services insurance reimbursement (sec. 79.036(4), Wis. Stats.).

County and Municipal Aid Calculation	
1. Prior year county and municipal aid	\$635,480.68
2. Increase due to sales tax revenue, including adjustments (<i>district changes</i>)	\$14,616.06
3. Fallen protective services insurance adjustment	-\$46.97
4. Fallen protective services insurance reimbursement (<i>reported to DOR</i>)	\$0.00
5. Total County and Municipal Aid (sum of Lines 1-4)	\$650,049.77

Utility Aid

- Under state law, utility aid is distributed to each county and municipality where tax-exempt utility property is located (sec. 79.04, Wis. Stats.)
- Utility companies report utility property information to DOR annually
- DOR uses the provided information to accurately calculate utility aid (*shown below*)

Utility Aid Calculation	
1. Net book value, <i>as of December 31, 2024 (including expected additions/retirements)</i>	\$0.00
2. Total net book value payment	\$0.00
3. Minimum payment	\$0.00
4. Megawatt capacity	0.0
5. Megawatt capacity payment	\$0.00
6. Closed/decommissioned production plant (phased down) payment	\$0.00
7. Subtotal (<i>sum of Lines 2, 3, 5 and 6</i>)	\$0.00
8. Population cap	\$3,786,325.00
9. Adjusted subtotal (<i>lesser of Line 7 or Line 8</i>)	\$0.00
10. Adjacent site incentive payment	\$0.00
11. Baseload incentive payment	\$0.00
12. Co-generation incentive payment	\$0.00
13. Alternative energy incentive payment	\$0.00
14. Total incentive payments (<i>sum of Lines 10 through 13</i>)	\$0.00
15. Spent nuclear fuel payment	\$0.00
16. Total Utility Aid – this is the utility aid payment listed on the front of the estimate (<i>sum of Lines 9, 14 and 15</i>)	\$0.00

Supplemental County and Municipal Aid

- Under state law, supplemental county and municipal aid paid to each county and municipality is determined by 2023 Wisconsin Act 12 (sec. 79.037, Wis. Stats.)
- For detailed information, review [county and municipal aid spreadsheet](#)

Supplemental County and Municipal Aid Calculation	
1. Prior year supplemental county and municipal aid	\$228,723.09
2. Increase due to sales tax revenue including adjustments (<i>district changes</i>)	\$5,260.63
3. Total Supplemental County and Municipal Aid (<i>sum of Lines 1 and 2</i>)	\$233,983.72

Expenditure Restraint Incentive Program

- Only municipalities are eligible to receive Expenditure Restraint Incentive Program (ERIP) payments
- Under state law, in 2025, each municipality will receive a payment that is equal to the amount of the payment received by the municipality in 2024 (sec. 79.05(4), Wis. Stats., from 2023 WI Act 12 – notwithstanding subs. (2) and (3))

Contact Information

If you have questions, contact us at lgs@wisconsin.gov, (608) 266-8618 or (608) 261-5167.



State of Wisconsin • DEPARTMENT OF REVENUE

DIVISION OF STATE AND LOCAL FINANCE • BUREAU OF LOCAL GOVERNMENT SERVICES • 2135 RIMROCK RD MADISON, WI 53713

Mailing Address:
PO Box 8971 #6-97
Madison WI 53708-8971
Fax: (608) 264-6887
lgs@wisconsin.gov

September 13, 2024

MEREDITH DEBRUIN
CITY OF SHEBOYGAN
828 CENTER AVE
SHEBOYGAN WI 53081-4442

Notice of Shared Revenue – 2025 Original Estimate

Notice Information

The Wisconsin Department of Revenue (DOR) is providing the **estimated** shared revenue amounts your local government will receive in 2025 under current state law for county and municipal aid, supplemental county and municipal aid, utility aid and the expenditure restraint incentive program. This does not include adjustments, shown on the July and November payment notices.

District	CITY OF SHEBOYGAN	County	SHEBOYGAN	Co-muni code	59-281
-----------------	-------------------	---------------	-----------	---------------------	--------

Estimate Information

For an explanation of each aid payment listed below, review the additional information in this notice.

2025 Original Estimate	
1. County and municipal aid	\$10,094,084.88
2. Utility aid	\$713,658.52
3. Supplemental county and municipal aid	\$2,019,120.34
4. Expenditure restraint incentive program	\$676,463.02
5. Total Estimated 2025 Payments (sum of Lines 1-4)	\$13,503,326.76

Payment Information

Your local government will receive two distributions in 2025 :

- July 28, 2025: 15% of Line 1, 2, and 3 and 100% of Line 4 (*shown above*)
- November 17, 2025: balance of your 2025 aid payments

County and Municipal Aid

Under state law, the county and municipal aid paid to each county and municipality must be equal to the amount determined in 2012 (sec. 79.036, Wis. Stats.) and adjusted for fallen protective services insurance reimbursement (sec. 79.036(4), Wis. Stats.).

County and Municipal Aid Calculation	
1. Prior year county and municipal aid	\$9,867,853.53
2. Increase due to sales tax revenue, including adjustments (<i>district changes</i>)	\$226,960.63
3. Fallen protective services insurance adjustment	-\$729.28
4. Fallen protective services insurance reimbursement (<i>reported to DOR</i>)	\$0.00
5. Total County and Municipal Aid (sum of Lines 1-4)	\$10,094,084.88

Utility Aid

- Under state law, utility aid is distributed to each county and municipality where tax-exempt utility property is located (sec. 79.04, Wis. Stats.)
- Utility companies report utility property information to DOR annually
- DOR uses the provided information to accurately calculate utility aid (*shown below*)

Utility Aid Calculation	
1. Net book value, <i>as of December 31, 2024 (including expected additions/retirements)</i>	\$39,093,091.00
2. Total net book value payment	\$234,558.55
3. Minimum payment	\$0.00
4. Megawatt capacity	358.2
5. Megawatt capacity payment	\$477,599.97
6. Closed/decommissioned production plant (phased down) payment	\$0.00
7. Subtotal (<i>sum of Lines 2, 3, 5 and 6</i>)	\$712,158.52
8. Population cap	\$21,004,775.00
9. Adjusted subtotal (<i>lesser of Line 7 or Line 8</i>)	\$712,158.52
10. Adjacent site incentive payment	\$0.00
11. Baseload incentive payment	\$0.00
12. Co-generation incentive payment	\$0.00
13. Alternative energy incentive payment	\$1,500.00
14. Total incentive payments (<i>sum of Lines 10 through 13</i>)	\$1,500.00
15. Spent nuclear fuel payment	\$0.00
16. Total Utility Aid – this is the utility aid payment listed on the front of the estimate (<i>sum of Lines 9, 14 and 15</i>)	\$713,658.52

Supplemental County and Municipal Aid

- Under state law, supplemental county and municipal aid paid to each county and municipality is determined by 2023 Wisconsin Act 12 (sec. 79.037, Wis. Stats.)
- For detailed information, review [county and municipal aid spreadsheet](#)

Supplemental County and Municipal Aid Calculation	
1. Prior year supplemental county and municipal aid	\$1,973,724.67
2. Increase due to sales tax revenue including adjustments (<i>district changes</i>)	\$45,395.67
3. Total Supplemental County and Municipal Aid (<i>sum of Lines 1 and 2</i>)	\$2,019,120.34

Expenditure Restraint Incentive Program

- Only municipalities are eligible to receive Expenditure Restraint Incentive Program (ERIP) payments
- Under state law, in 2025, each municipality will receive a payment that is equal to the amount of the payment received by the municipality in 2024 (sec. 79.05(4), Wis. Stats., from 2023 WI Act 12 – notwithstanding subs. (2) and (3))

Contact Information

If you have questions, contact us at lgs@wisconsin.gov, (608) 266-8618 or (608) 261-5167.



State of Wisconsin • DEPARTMENT OF REVENUE

DIVISION OF STATE AND LOCAL FINANCE • BUREAU OF LOCAL GOVERNMENT SERVICES • 2135 RIMROCK RD MADISON, WI 53713

Mailing Address:
PO Box 8971 #6-97
Madison WI 53708-8971
Fax: (608) 264-6887
lgs@wisconsin.gov

September 13, 2024

BRIANNA BAESEMANN
CITY OF SHEBOYGAN FALLS
P.O. BOX 186
SHEBOYGAN FALLS WI 53085

Notice of Shared Revenue – 2025 Original Estimate

Notice Information

The Wisconsin Department of Revenue (DOR) is providing the **estimated** shared revenue amounts your local government will receive in 2025 under current state law for county and municipal aid, supplemental county and municipal aid, utility aid and the expenditure restraint incentive program. This does not include adjustments, shown on the July and November payment notices.

District	CITY OF SHEBOYGAN FALLS	County	SHEBOYGAN	Co-muni code	59-282
-----------------	-------------------------	---------------	-----------	---------------------	--------

Estimate Information

For an explanation of each aid payment listed below, review the additional information in this notice.

2025 Original Estimate	
1. County and municipal aid	\$417,126.98
2. Utility aid	\$17,282.30
3. Supplemental county and municipal aid	\$225,280.68
4. Expenditure restraint incentive program	\$16,157.11
5. Total Estimated 2025 Payments (sum of Lines 1-4)	\$675,847.07

Payment Information

Your local government will receive two distributions in 2025 :

- July 28, 2025: 15% of Line 1, 2, and 3 and 100% of Line 4 (*shown above*)
- November 17, 2025: balance of your 2025 aid payments

County and Municipal Aid

Under state law, the county and municipal aid paid to each county and municipality must be equal to the amount determined in 2012 (sec. 79.036, Wis. Stats.) and adjusted for fallen protective services insurance reimbursement (sec. 79.036(4), Wis. Stats.).

County and Municipal Aid Calculation	
1. Prior year county and municipal aid	\$407,778.22
2. Increase due to sales tax revenue, including adjustments (<i>district changes</i>)	\$9,378.90
3. Fallen protective services insurance adjustment	-\$30.14
4. Fallen protective services insurance reimbursement (<i>reported to DOR</i>)	\$0.00
5. Total County and Municipal Aid (sum of Lines 1-4)	\$417,126.98

Utility Aid

- Under state law, utility aid is distributed to each county and municipality where tax-exempt utility property is located (sec. 79.04, Wis. Stats.)
- Utility companies report utility property information to DOR annually
- DOR uses the provided information to accurately calculate utility aid (*shown below*)

Utility Aid Calculation	
1. Net book value, <i>as of December 31, 2024 (including expected additions/retirements)</i>	\$2,880,383.00
2. Total net book value payment	\$17,282.30
3. Minimum payment	\$0.00
4. Megawatt capacity	0.0
5. Megawatt capacity payment	\$0.00
6. Closed/decommissioned production plant (phased down) payment	\$0.00
7. Subtotal (<i>sum of Lines 2, 3, 5 and 6</i>)	\$17,282.30
8. Population cap	\$3,712,800.00
9. Adjusted subtotal (<i>lesser of Line 7 or Line 8</i>)	\$17,282.30
10. Adjacent site incentive payment	\$0.00
11. Baseload incentive payment	\$0.00
12. Co-generation incentive payment	\$0.00
13. Alternative energy incentive payment	\$0.00
14. Total incentive payments (<i>sum of Lines 10 through 13</i>)	\$0.00
15. Spent nuclear fuel payment	\$0.00
16. Total Utility Aid – this is the utility aid payment listed on the front of the estimate (<i>sum of Lines 9, 14 and 15</i>)	\$17,282.30

Supplemental County and Municipal Aid

- Under state law, supplemental county and municipal aid paid to each county and municipality is determined by 2023 Wisconsin Act 12 (sec. 79.037, Wis. Stats.)
- For detailed information, review [county and municipal aid spreadsheet](#)

Supplemental County and Municipal Aid Calculation	
1. Prior year supplemental county and municipal aid	\$220,215.72
2. Increase due to sales tax revenue including adjustments (<i>district changes</i>)	\$5,064.96
3. Total Supplemental County and Municipal Aid (<i>sum of Lines 1 and 2</i>)	\$225,280.68

Expenditure Restraint Incentive Program

- Only municipalities are eligible to receive Expenditure Restraint Incentive Program (ERIP) payments
- Under state law, in 2025, each municipality will receive a payment that is equal to the amount of the payment received by the municipality in 2024 (sec. 79.05(4), Wis. Stats., from 2023 WI Act 12 – notwithstanding subs. (2) and (3))

Contact Information

If you have questions, contact us at lgs@wisconsin.gov, (608) 266-8618 or (608) 261-5167.



State of Wisconsin • DEPARTMENT OF REVENUE

DIVISION OF STATE AND LOCAL FINANCE • BUREAU OF LOCAL GOVERNMENT SERVICES • 2135 RIMROCK RD MADISON, WI 53713

Mailing Address:
PO Box 8971 #6-97
Madison WI 53708-8971
Fax: (608) 264-6887
lgs@wisconsin.gov

September 13, 2024

JONATHAN DOLSON
COUNTY OF SHEBOYGAN
508 NEW YORK AVE RM 129
SHEBOYGAN WI 53081-4126

Notice of Shared Revenue – 2025 Original Estimate

Notice Information

The Wisconsin Department of Revenue (DOR) is providing the **estimated** shared revenue amounts your local government will receive in 2025 under current state law for county and municipal aid, supplemental county and municipal aid, utility aid and the expenditure restraint incentive program. This does not include adjustments, shown on the July and November payment notices.

District	COUNTY OF SHEBOYGAN	County	SHEBOYGAN	Co-muni code	59-999
-----------------	---------------------	---------------	-----------	---------------------	--------

Estimate Information

For an explanation of each aid payment listed below, review the additional information in this notice.

2025 Original Estimate	
1. County and municipal aid	\$1,910,588.12
2. Utility aid	\$1,579,262.03
3. Supplemental county and municipal aid	\$1,079,742.86
4. Expenditure restraint incentive program	\$0.00
5. Total Estimated 2025 Payments (sum of Lines 1-4)	\$4,569,593.01

Payment Information

Your local government will receive two distributions in 2025 :

- July 28, 2025: 15% of Line 1, 2, and 3 and 100% of Line 4 (*shown above*)
- November 17, 2025: balance of your 2025 aid payments

County and Municipal Aid

Under state law, the county and municipal aid paid to each county and municipality must be equal to the amount determined in 2012 (sec. 79.036, Wis. Stats.) and adjusted for fallen protective services insurance reimbursement (sec. 79.036(4), Wis. Stats.).

County and Municipal Aid Calculation	
1. Prior year county and municipal aid	\$1,867,767.51
2. Increase due to sales tax revenue, including adjustments (<i>district changes</i>)	\$42,958.65
3. Fallen protective services insurance adjustment	-\$138.04
4. Fallen protective services insurance reimbursement (<i>reported to DOR</i>)	\$0.00
5. Total County and Municipal Aid (sum of Lines 1-4)	\$1,910,588.12

Utility Aid

- Under state law, utility aid is distributed to each county and municipality where tax-exempt utility property is located (sec. 79.04, Wis. Stats.)
- Utility companies report utility property information to DOR annually
- DOR uses the provided information to accurately calculate utility aid (*shown below*)

Utility Aid Calculation	
1. Net book value, <i>as of December 31, 2024 (including expected additions/retirements)</i>	\$93,662,549.00
2. Total net book value payment	\$409,945.35
3. Minimum payment	\$0.00
4. Megawatt capacity	882.3
5. Megawatt capacity payment	\$936,066.68
6. Closed/decommissioned production plant (phased down) payment	\$0.00
7. Subtotal (<i>sum of Lines 2, 3, 5 and 6</i>)	\$1,346,012.03
8. Population cap	\$14,765,125.00
9. Adjusted subtotal (<i>lesser of Line 7 or Line 8</i>)	\$1,346,012.03
10. Adjacent site incentive payment	\$0.00
11. Baseload incentive payment	\$0.00
12. Co-generation incentive payment	\$0.00
13. Alternative energy incentive payment	\$233,250.00
14. Total incentive payments (<i>sum of Lines 10 through 13</i>)	\$233,250.00
15. Spent nuclear fuel payment	\$0.00
16. Total Utility Aid – this is the utility aid payment listed on the front of the estimate (<i>sum of Lines 9, 14 and 15</i>)	\$1,579,262.03

Supplemental County and Municipal Aid

- Under state law, supplemental county and municipal aid paid to each county and municipality is determined by 2023 Wisconsin Act 12 (sec. 79.037, Wis. Stats.)
- For detailed information, review [county and municipal aid spreadsheet](#)

Supplemental County and Municipal Aid Calculation	
1. Prior year supplemental county and municipal aid	\$1,055,467.12
2. Increase due to sales tax revenue including adjustments (<i>district changes</i>)	\$24,275.74
3. Total Supplemental County and Municipal Aid (<i>sum of Lines 1 and 2</i>)	\$1,079,742.86

Expenditure Restraint Incentive Program

- Only municipalities are eligible to receive Expenditure Restraint Incentive Program (ERIP) payments
- Under state law, in 2025, each municipality will receive a payment that is equal to the amount of the payment received by the municipality in 2024 (sec. 79.05(4), Wis. Stats., from 2023 WI Act 12 – notwithstanding subs. (2) and (3))

Contact Information

If you have questions, contact us at lgs@wisconsin.gov, (608) 266-8618 or (608) 261-5167.



State of Wisconsin • DEPARTMENT OF REVENUE

DIVISION OF STATE AND LOCAL FINANCE • BUREAU OF LOCAL GOVERNMENT SERVICES • 2135 RIMROCK RD MADISON, WI 53713

Mailing Address:
PO Box 8971 #6-97
Madison WI 53708-8971
Fax: (608) 264-6887
lgs@wisconsin.gov

September 13, 2024

TERESA MADLON
TOWN OF AURORA
W16956 POLLEY LANE
GILMAN WI 54433

Notice of Shared Revenue – 2025 Original Estimate

Notice Information

The Wisconsin Department of Revenue (DOR) is providing the **estimated** shared revenue amounts your local government will receive in 2025 under current state law for county and municipal aid, supplemental county and municipal aid, utility aid and the expenditure restraint incentive program. This does not include adjustments, shown on the July and November payment notices.

District	TOWN OF AURORA	County	TAYLOR	Co-muni code	60-002
-----------------	----------------	---------------	--------	---------------------	--------

Estimate Information

For an explanation of each aid payment listed below, review the additional information in this notice.

2025 Original Estimate	
1. County and municipal aid	\$48,019.06
2. Utility aid	\$0.00
3. Supplemental county and municipal aid	\$38,548.01
4. Expenditure restraint incentive program	\$0.00
5. Total Estimated 2025 Payments (sum of Lines 1-4)	\$86,567.07

Payment Information

Your local government will receive two distributions in 2025 :

- July 28, 2025: 15% of Line 1, 2, and 3 and 100% of Line 4 (*shown above*)
- November 17, 2025: balance of your 2025 aid payments

County and Municipal Aid

Under state law, the county and municipal aid paid to each county and municipality must be equal to the amount determined in 2012 (sec. 79.036, Wis. Stats.) and adjusted for fallen protective services insurance reimbursement (sec. 79.036(4), Wis. Stats.).

County and Municipal Aid Calculation	
1. Prior year county and municipal aid	\$46,942.84
2. Increase due to sales tax revenue, including adjustments (<i>district changes</i>)	\$1,079.69
3. Fallen protective services insurance adjustment	-\$3.47
4. Fallen protective services insurance reimbursement (<i>reported to DOR</i>)	\$0.00
5. Total County and Municipal Aid (sum of Lines 1-4)	\$48,019.06

Utility Aid

- Under state law, utility aid is distributed to each county and municipality where tax-exempt utility property is located (sec. 79.04, Wis. Stats.)
- Utility companies report utility property information to DOR annually
- DOR uses the provided information to accurately calculate utility aid (*shown below*)

Utility Aid Calculation	
1. Net book value, <i>as of December 31, 2024 (including expected additions/retirements)</i>	\$0.00
2. Total net book value payment	\$0.00
3. Minimum payment	\$0.00
4. Megawatt capacity	0.0
5. Megawatt capacity payment	\$0.00
6. Closed/decommissioned production plant (phased down) payment	\$0.00
7. Subtotal (<i>sum of Lines 2, 3, 5 and 6</i>)	\$0.00
8. Population cap	\$190,825.00
9. Adjusted subtotal (<i>lesser of Line 7 or Line 8</i>)	\$0.00
10. Adjacent site incentive payment	\$0.00
11. Baseload incentive payment	\$0.00
12. Co-generation incentive payment	\$0.00
13. Alternative energy incentive payment	\$0.00
14. Total incentive payments (<i>sum of Lines 10 through 13</i>)	\$0.00
15. Spent nuclear fuel payment	\$0.00
16. Total Utility Aid – this is the utility aid payment listed on the front of the estimate (<i>sum of Lines 9, 14 and 15</i>)	\$0.00

Supplemental County and Municipal Aid

- Under state law, supplemental county and municipal aid paid to each county and municipality is determined by 2023 Wisconsin Act 12 (sec. 79.037, Wis. Stats.)
- For detailed information, review [county and municipal aid spreadsheet](#)

Supplemental County and Municipal Aid Calculation	
1. Prior year supplemental county and municipal aid	\$37,681.34
2. Increase due to sales tax revenue including adjustments (<i>district changes</i>)	\$866.67
3. Total Supplemental County and Municipal Aid (<i>sum of Lines 1 and 2</i>)	\$38,548.01

Expenditure Restraint Incentive Program

- Only municipalities are eligible to receive Expenditure Restraint Incentive Program (ERIP) payments
- Under state law, in 2025, each municipality will receive a payment that is equal to the amount of the payment received by the municipality in 2024 (sec. 79.05(4), Wis. Stats., from 2023 WI Act 12 – notwithstanding subs. (2) and (3))

Contact Information

If you have questions, contact us at lgs@wisconsin.gov, (608) 266-8618 or (608) 261-5167.



State of Wisconsin • DEPARTMENT OF REVENUE

DIVISION OF STATE AND LOCAL FINANCE • BUREAU OF LOCAL GOVERNMENT SERVICES • 2135 RIMROCK RD MADISON, WI 53713

Mailing Address:
PO Box 8971 #6-97
Madison WI 53708-8971
Fax: (608) 264-6887
lgs@wisconsin.gov

September 13, 2024

SHARON NOLAND
TOWN OF BROWNING
W4412 CENTER AVE
MEDFORD WI 54451-9611

Notice of Shared Revenue – 2025 Original Estimate

Notice Information

The Wisconsin Department of Revenue (DOR) is providing the **estimated** shared revenue amounts your local government will receive in 2025 under current state law for county and municipal aid, supplemental county and municipal aid, utility aid and the expenditure restraint incentive program. This does not include adjustments, shown on the July and November payment notices.

District	TOWN OF BROWNING	County	TAYLOR	Co-muni code	60-004
-----------------	------------------	---------------	--------	---------------------	--------

Estimate Information

For an explanation of each aid payment listed below, review the additional information in this notice.

2025 Original Estimate	
1. County and municipal aid	\$40,173.85
2. Utility aid	\$81.10
3. Supplemental county and municipal aid	\$46,453.07
4. Expenditure restraint incentive program	\$0.00
5. Total Estimated 2025 Payments (sum of Lines 1-4)	\$86,708.02

Payment Information

Your local government will receive two distributions in 2025 :

- July 28, 2025: 15% of Line 1, 2, and 3 and 100% of Line 4 (*shown above*)
- November 17, 2025: balance of your 2025 aid payments

County and Municipal Aid

Under state law, the county and municipal aid paid to each county and municipality must be equal to the amount determined in 2012 (sec. 79.036, Wis. Stats.) and adjusted for fallen protective services insurance reimbursement (sec. 79.036(4), Wis. Stats.).

County and Municipal Aid Calculation	
1. Prior year county and municipal aid	\$39,273.46
2. Increase due to sales tax revenue, including adjustments (<i>district changes</i>)	\$903.29
3. Fallen protective services insurance adjustment	-\$2.90
4. Fallen protective services insurance reimbursement (<i>reported to DOR</i>)	\$0.00
5. Total County and Municipal Aid (sum of Lines 1-4)	\$40,173.85

Utility Aid

- Under state law, utility aid is distributed to each county and municipality where tax-exempt utility property is located (sec. 79.04, Wis. Stats.)
- Utility companies report utility property information to DOR annually
- DOR uses the provided information to accurately calculate utility aid (*shown below*)

Utility Aid Calculation	
1. Net book value, <i>as of December 31, 2024 (including expected additions/retirements)</i>	\$27,033.00
2. Total net book value payment	\$81.10
3. Minimum payment	\$0.00
4. Megawatt capacity	0.0
5. Megawatt capacity payment	\$0.00
6. Closed/decommissioned production plant (phased down) payment	\$0.00
7. Subtotal (<i>sum of Lines 2, 3, 5 and 6</i>)	\$81.10
8. Population cap	\$391,850.00
9. Adjusted subtotal (<i>lesser of Line 7 or Line 8</i>)	\$81.10
10. Adjacent site incentive payment	\$0.00
11. Baseload incentive payment	\$0.00
12. Co-generation incentive payment	\$0.00
13. Alternative energy incentive payment	\$0.00
14. Total incentive payments (<i>sum of Lines 10 through 13</i>)	\$0.00
15. Spent nuclear fuel payment	\$0.00
16. Total Utility Aid – this is the utility aid payment listed on the front of the estimate (<i>sum of Lines 9, 14 and 15</i>)	\$81.10

Supplemental County and Municipal Aid

- Under state law, supplemental county and municipal aid paid to each county and municipality is determined by 2023 Wisconsin Act 12 (sec. 79.037, Wis. Stats.)
- For detailed information, review [county and municipal aid spreadsheet](#)

Supplemental County and Municipal Aid Calculation	
1. Prior year supplemental county and municipal aid	\$45,408.67
2. Increase due to sales tax revenue including adjustments (<i>district changes</i>)	\$1,044.40
3. Total Supplemental County and Municipal Aid (<i>sum of Lines 1 and 2</i>)	\$46,453.07

Expenditure Restraint Incentive Program

- Only municipalities are eligible to receive Expenditure Restraint Incentive Program (ERIP) payments
- Under state law, in 2025, each municipality will receive a payment that is equal to the amount of the payment received by the municipality in 2024 (sec. 79.05(4), Wis. Stats., from 2023 WI Act 12 – notwithstanding subs. (2) and (3))

Contact Information

If you have questions, contact us at lgs@wisconsin.gov, (608) 266-8618 or (608) 261-5167.



State of Wisconsin • DEPARTMENT OF REVENUE

DIVISION OF STATE AND LOCAL FINANCE • BUREAU OF LOCAL GOVERNMENT SERVICES • 2135 RIMROCK RD MADISON, WI 53713

Mailing Address:
PO Box 8971 #6-97
Madison WI 53708-8971
Fax: (608) 264-6887
lgs@wisconsin.gov

September 13, 2024

GAIL MILDBRAND
TOWN OF CHELSEA
W5339 WHITTLESEY AVE
MEDFORD WI 54451

Notice of Shared Revenue – 2025 Original Estimate

Notice Information

The Wisconsin Department of Revenue (DOR) is providing the **estimated** shared revenue amounts your local government will receive in 2025 under current state law for county and municipal aid, supplemental county and municipal aid, utility aid and the expenditure restraint incentive program. This does not include adjustments, shown on the July and November payment notices.

District	TOWN OF CHELSEA	County	TAYLOR	Co-muni code	60-006
-----------------	-----------------	---------------	--------	---------------------	--------

Estimate Information

For an explanation of each aid payment listed below, review the additional information in this notice.

2025 Original Estimate	
1. County and municipal aid	\$27,185.54
2. Utility aid	\$0.00
3. Supplemental county and municipal aid	\$42,879.18
4. Expenditure restraint incentive program	\$0.00
5. Total Estimated 2025 Payments (sum of Lines 1-4)	\$70,064.72

Payment Information

Your local government will receive two distributions in 2025 :

- July 28, 2025: 15% of Line 1, 2, and 3 and 100% of Line 4 (*shown above*)
- November 17, 2025: balance of your 2025 aid payments

County and Municipal Aid

Under state law, the county and municipal aid paid to each county and municipality must be equal to the amount determined in 2012 (sec. 79.036, Wis. Stats.) and adjusted for fallen protective services insurance reimbursement (sec. 79.036(4), Wis. Stats.).

County and Municipal Aid Calculation	
1. Prior year county and municipal aid	\$26,576.25
2. Increase due to sales tax revenue, including adjustments (<i>district changes</i>)	\$611.25
3. Fallen protective services insurance adjustment	-\$1.96
4. Fallen protective services insurance reimbursement (<i>reported to DOR</i>)	\$0.00
5. Total County and Municipal Aid (sum of Lines 1-4)	\$27,185.54

Utility Aid

- Under state law, utility aid is distributed to each county and municipality where tax-exempt utility property is located (sec. 79.04, Wis. Stats.)
- Utility companies report utility property information to DOR annually
- DOR uses the provided information to accurately calculate utility aid (*shown below*)

Utility Aid Calculation	
1. Net book value, <i>as of December 31, 2024 (including expected additions/retirements)</i>	\$0.00
2. Total net book value payment	\$0.00
3. Minimum payment	\$0.00
4. Megawatt capacity	0.0
5. Megawatt capacity payment	\$0.00
6. Closed/decommissioned production plant (phased down) payment	\$0.00
7. Subtotal (<i>sum of Lines 2, 3, 5 and 6</i>)	\$0.00
8. Population cap	\$298,775.00
9. Adjusted subtotal (<i>lesser of Line 7 or Line 8</i>)	\$0.00
10. Adjacent site incentive payment	\$0.00
11. Baseload incentive payment	\$0.00
12. Co-generation incentive payment	\$0.00
13. Alternative energy incentive payment	\$0.00
14. Total incentive payments (<i>sum of Lines 10 through 13</i>)	\$0.00
15. Spent nuclear fuel payment	\$0.00
16. Total Utility Aid – this is the utility aid payment listed on the front of the estimate (<i>sum of Lines 9, 14 and 15</i>)	\$0.00

Supplemental County and Municipal Aid

- Under state law, supplemental county and municipal aid paid to each county and municipality is determined by 2023 Wisconsin Act 12 (sec. 79.037, Wis. Stats.)
- For detailed information, review [county and municipal aid spreadsheet](#)

Supplemental County and Municipal Aid Calculation	
1. Prior year supplemental county and municipal aid	\$41,915.13
2. Increase due to sales tax revenue including adjustments (<i>district changes</i>)	\$964.05
3. Total Supplemental County and Municipal Aid (<i>sum of Lines 1 and 2</i>)	\$42,879.18

Expenditure Restraint Incentive Program

- Only municipalities are eligible to receive Expenditure Restraint Incentive Program (ERIP) payments
- Under state law, in 2025, each municipality will receive a payment that is equal to the amount of the payment received by the municipality in 2024 (sec. 79.05(4), Wis. Stats., from 2023 WI Act 12 – notwithstanding subs. (2) and (3))

Contact Information

If you have questions, contact us at lgs@wisconsin.gov, (608) 266-8618 or (608) 261-5167.



State of Wisconsin • DEPARTMENT OF REVENUE

DIVISION OF STATE AND LOCAL FINANCE • BUREAU OF LOCAL GOVERNMENT SERVICES • 2135 RIMROCK RD MADISON, WI 53713

Mailing Address:
PO Box 8971 #6-97
Madison WI 53708-8971
Fax: (608) 264-6887
lgs@wisconsin.gov

September 13, 2024

JOSEPH LIEGL
TOWN OF CLEVELAND
W14551 SHINER LN
GILMAN WI 54433

Notice of Shared Revenue – 2025 Original Estimate

Notice Information

The Wisconsin Department of Revenue (DOR) is providing the **estimated** shared revenue amounts your local government will receive in 2025 under current state law for county and municipal aid, supplemental county and municipal aid, utility aid and the expenditure restraint incentive program. This does not include adjustments, shown on the July and November payment notices.

District	TOWN OF CLEVELAND	County	TAYLOR	Co-muni code	60-008
-----------------	-------------------	---------------	--------	---------------------	--------

Estimate Information

For an explanation of each aid payment listed below, review the additional information in this notice.

2025 Original Estimate	
1. County and municipal aid	\$21,577.59
2. Utility aid	\$221.98
3. Supplemental county and municipal aid	\$34,628.17
4. Expenditure restraint incentive program	\$0.00
5. Total Estimated 2025 Payments (sum of Lines 1-4)	\$56,427.74

Payment Information

Your local government will receive two distributions in 2025 :

- July 28, 2025: 15% of Line 1, 2, and 3 and 100% of Line 4 (*shown above*)
- November 17, 2025: balance of your 2025 aid payments

County and Municipal Aid

Under state law, the county and municipal aid paid to each county and municipality must be equal to the amount determined in 2012 (sec. 79.036, Wis. Stats.) and adjusted for fallen protective services insurance reimbursement (sec. 79.036(4), Wis. Stats.).

County and Municipal Aid Calculation	
1. Prior year county and municipal aid	\$21,093.99
2. Increase due to sales tax revenue, including adjustments (<i>district changes</i>)	\$485.16
3. Fallen protective services insurance adjustment	-\$1.56
4. Fallen protective services insurance reimbursement (<i>reported to DOR</i>)	\$0.00
5. Total County and Municipal Aid (sum of Lines 1-4)	\$21,577.59

Utility Aid

- Under state law, utility aid is distributed to each county and municipality where tax-exempt utility property is located (sec. 79.04, Wis. Stats.)
- Utility companies report utility property information to DOR annually
- DOR uses the provided information to accurately calculate utility aid (*shown below*)

Utility Aid Calculation	
1. Net book value, <i>as of December 31, 2024 (including expected additions/retirements)</i>	\$73,992.00
2. Total net book value payment	\$221.98
3. Minimum payment	\$0.00
4. Megawatt capacity	0.0
5. Megawatt capacity payment	\$0.00
6. Closed/decommissioned production plant (phased down) payment	\$0.00
7. Subtotal (<i>sum of Lines 2, 3, 5 and 6</i>)	\$221.98
8. Population cap	\$97,750.00
9. Adjusted subtotal (<i>lesser of Line 7 or Line 8</i>)	\$221.98
10. Adjacent site incentive payment	\$0.00
11. Baseload incentive payment	\$0.00
12. Co-generation incentive payment	\$0.00
13. Alternative energy incentive payment	\$0.00
14. Total incentive payments (<i>sum of Lines 10 through 13</i>)	\$0.00
15. Spent nuclear fuel payment	\$0.00
16. Total Utility Aid – this is the utility aid payment listed on the front of the estimate (<i>sum of Lines 9, 14 and 15</i>)	\$221.98

Supplemental County and Municipal Aid

- Under state law, supplemental county and municipal aid paid to each county and municipality is determined by 2023 Wisconsin Act 12 (sec. 79.037, Wis. Stats.)
- For detailed information, review [county and municipal aid spreadsheet](#)

Supplemental County and Municipal Aid Calculation	
1. Prior year supplemental county and municipal aid	\$33,849.63
2. Increase due to sales tax revenue including adjustments (<i>district changes</i>)	\$778.54
3. Total Supplemental County and Municipal Aid (<i>sum of Lines 1 and 2</i>)	\$34,628.17

Expenditure Restraint Incentive Program

- Only municipalities are eligible to receive Expenditure Restraint Incentive Program (ERIP) payments
- Under state law, in 2025, each municipality will receive a payment that is equal to the amount of the payment received by the municipality in 2024 (sec. 79.05(4), Wis. Stats., from 2023 WI Act 12 – notwithstanding subs. (2) and (3))

Contact Information

If you have questions, contact us at lgs@wisconsin.gov, (608) 266-8618 or (608) 261-5167.



State of Wisconsin • DEPARTMENT OF REVENUE

DIVISION OF STATE AND LOCAL FINANCE • BUREAU OF LOCAL GOVERNMENT SERVICES • 2135 RIMROCK RD MADISON, WI 53713

Mailing Address:
PO Box 8971 #6-97
Madison WI 53708-8971
Fax: (608) 264-6887
lgs@wisconsin.gov

September 13, 2024

JENEANE METZ
TOWN OF DEER CREEK
N1478 ORIOLE DR
STETSONVILLE WI 54480-9524

Notice of Shared Revenue – 2025 Original Estimate

Notice Information

The Wisconsin Department of Revenue (DOR) is providing the **estimated** shared revenue amounts your local government will receive in 2025 under current state law for county and municipal aid, supplemental county and municipal aid, utility aid and the expenditure restraint incentive program. This does not include adjustments, shown on the July and November payment notices.

District	TOWN OF DEER CREEK	County	TAYLOR	Co-muni code	60-010
-----------------	--------------------	---------------	--------	---------------------	--------

Estimate Information

For an explanation of each aid payment listed below, review the additional information in this notice.

2025 Original Estimate	
1. County and municipal aid	\$66,142.37
2. Utility aid	\$3,179.17
3. Supplemental county and municipal aid	\$42,294.89
4. Expenditure restraint incentive program	\$0.00
5. Total Estimated 2025 Payments (sum of Lines 1-4)	\$111,616.43

Payment Information

Your local government will receive two distributions in 2025 :

- July 28, 2025: 15% of Line 1, 2, and 3 and 100% of Line 4 (*shown above*)
- November 17, 2025: balance of your 2025 aid payments

County and Municipal Aid

Under state law, the county and municipal aid paid to each county and municipality must be equal to the amount determined in 2012 (sec. 79.036, Wis. Stats.) and adjusted for fallen protective services insurance reimbursement (sec. 79.036(4), Wis. Stats.).

County and Municipal Aid Calculation	
1. Prior year county and municipal aid	\$64,659.97
2. Increase due to sales tax revenue, including adjustments (<i>district changes</i>)	\$1,487.18
3. Fallen protective services insurance adjustment	-\$4.78
4. Fallen protective services insurance reimbursement (<i>reported to DOR</i>)	\$0.00
5. Total County and Municipal Aid (sum of Lines 1-4)	\$66,142.37

Utility Aid

- Under state law, utility aid is distributed to each county and municipality where tax-exempt utility property is located (sec. 79.04, Wis. Stats.)
- Utility companies report utility property information to DOR annually
- DOR uses the provided information to accurately calculate utility aid (*shown below*)

Utility Aid Calculation	
1. Net book value, as of December 31, 2024 (including expected additions/retirements)	\$1,059,724.00
2. Total net book value payment	\$3,179.17
3. Minimum payment	\$0.00
4. Megawatt capacity	0.0
5. Megawatt capacity payment	\$0.00
6. Closed/decommissioned production plant (phased down) payment	\$0.00
7. Subtotal (sum of Lines 2, 3, 5 and 6)	\$3,179.17
8. Population cap	\$282,625.00
9. Adjusted subtotal (lesser of Line 7 or Line 8)	\$3,179.17
10. Adjacent site incentive payment	\$0.00
11. Baseload incentive payment	\$0.00
12. Co-generation incentive payment	\$0.00
13. Alternative energy incentive payment	\$0.00
14. Total incentive payments (sum of Lines 10 through 13)	\$0.00
15. Spent nuclear fuel payment	\$0.00
16. Total Utility Aid – this is the utility aid payment listed on the front of the estimate (sum of Lines 9, 14 and 15)	\$3,179.17

Supplemental County and Municipal Aid

- Under state law, supplemental county and municipal aid paid to each county and municipality is determined by 2023 Wisconsin Act 12 (sec. 79.037, Wis. Stats.)
- For detailed information, review [county and municipal aid spreadsheet](#)

Supplemental County and Municipal Aid Calculation	
1. Prior year supplemental county and municipal aid	\$41,343.98
2. Increase due to sales tax revenue including adjustments (district changes)	\$950.91
3. Total Supplemental County and Municipal Aid (sum of Lines 1 and 2)	\$42,294.89

Expenditure Restraint Incentive Program

- Only municipalities are eligible to receive Expenditure Restraint Incentive Program (ERIP) payments
- Under state law, in 2025, each municipality will receive a payment that is equal to the amount of the payment received by the municipality in 2024 (sec. 79.05(4), Wis. Stats., from 2023 WI Act 12 – notwithstanding subs. (2) and (3))

Contact Information

If you have questions, contact us at lgs@wisconsin.gov, (608) 266-8618 or (608) 261-5167.



State of Wisconsin • DEPARTMENT OF REVENUE

DIVISION OF STATE AND LOCAL FINANCE • BUREAU OF LOCAL GOVERNMENT SERVICES • 2135 RIMROCK RD MADISON, WI 53713

Mailing Address:
PO Box 8971 #6-97
Madison WI 53708-8971
Fax: (608) 264-6887
lgs@wisconsin.gov

September 13, 2024

DEANNA BOGGESS
TOWN OF FORD
915 E MAIN STREET
GILMAN WI 54433-9353

Notice of Shared Revenue – 2025 Original Estimate

Notice Information

The Wisconsin Department of Revenue (DOR) is providing the **estimated** shared revenue amounts your local government will receive in 2025 under current state law for county and municipal aid, supplemental county and municipal aid, utility aid and the expenditure restraint incentive program. This does not include adjustments, shown on the July and November payment notices.

District	TOWN OF FORD	County	TAYLOR	Co-muni code	60-012
-----------------	--------------	---------------	--------	---------------------	--------

Estimate Information

For an explanation of each aid payment listed below, review the additional information in this notice.

2025 Original Estimate	
1. County and municipal aid	\$24,682.65
2. Utility aid	\$0.00
3. Supplemental county and municipal aid	\$35,247.17
4. Expenditure restraint incentive program	\$0.00
5. Total Estimated 2025 Payments (sum of Lines 1-4)	\$59,929.82

Payment Information

Your local government will receive two distributions in 2025 :

- July 28, 2025: 15% of Line 1, 2, and 3 and 100% of Line 4 (*shown above*)
- November 17, 2025: balance of your 2025 aid payments

County and Municipal Aid

Under state law, the county and municipal aid paid to each county and municipality must be equal to the amount determined in 2012 (sec. 79.036, Wis. Stats.) and adjusted for fallen protective services insurance reimbursement (sec. 79.036(4), Wis. Stats.).

County and Municipal Aid Calculation	
1. Prior year county and municipal aid	\$24,129.45
2. Increase due to sales tax revenue, including adjustments (<i>district changes</i>)	\$554.98
3. Fallen protective services insurance adjustment	-\$1.78
4. Fallen protective services insurance reimbursement (<i>reported to DOR</i>)	\$0.00
5. Total County and Municipal Aid (sum of Lines 1-4)	\$24,682.65

Utility Aid

- Under state law, utility aid is distributed to each county and municipality where tax-exempt utility property is located (sec. 79.04, Wis. Stats.)
- Utility companies report utility property information to DOR annually
- DOR uses the provided information to accurately calculate utility aid (*shown below*)

Utility Aid Calculation	
1. Net book value, <i>as of December 31, 2024 (including expected additions/retirements)</i>	\$0.00
2. Total net book value payment	\$0.00
3. Minimum payment	\$0.00
4. Megawatt capacity	0.0
5. Megawatt capacity payment	\$0.00
6. Closed/decommissioned production plant (phased down) payment	\$0.00
7. Subtotal (<i>sum of Lines 2, 3, 5 and 6</i>)	\$0.00
8. Population cap	\$111,775.00
9. Adjusted subtotal (<i>lesser of Line 7 or Line 8</i>)	\$0.00
10. Adjacent site incentive payment	\$0.00
11. Baseload incentive payment	\$0.00
12. Co-generation incentive payment	\$0.00
13. Alternative energy incentive payment	\$0.00
14. Total incentive payments (<i>sum of Lines 10 through 13</i>)	\$0.00
15. Spent nuclear fuel payment	\$0.00
16. Total Utility Aid – this is the utility aid payment listed on the front of the estimate (<i>sum of Lines 9, 14 and 15</i>)	\$0.00

Supplemental County and Municipal Aid

- Under state law, supplemental county and municipal aid paid to each county and municipality is determined by 2023 Wisconsin Act 12 (sec. 79.037, Wis. Stats.)
- For detailed information, review [county and municipal aid spreadsheet](#)

Supplemental County and Municipal Aid Calculation	
1. Prior year supplemental county and municipal aid	\$34,454.71
2. Increase due to sales tax revenue including adjustments (<i>district changes</i>)	\$792.46
3. Total Supplemental County and Municipal Aid (<i>sum of Lines 1 and 2</i>)	\$35,247.17

Expenditure Restraint Incentive Program

- Only municipalities are eligible to receive Expenditure Restraint Incentive Program (ERIP) payments
- Under state law, in 2025, each municipality will receive a payment that is equal to the amount of the payment received by the municipality in 2024 (sec. 79.05(4), Wis. Stats., from 2023 WI Act 12 – notwithstanding subs. (2) and (3))

Contact Information

If you have questions, contact us at lgs@wisconsin.gov, (608) 266-8618 or (608) 261-5167.



State of Wisconsin • DEPARTMENT OF REVENUE

DIVISION OF STATE AND LOCAL FINANCE • BUREAU OF LOCAL GOVERNMENT SERVICES • 2135 RIMROCK RD MADISON, WI 53713

Mailing Address:
PO Box 8971 #6-97
Madison WI 53708-8971
Fax: (608) 264-6887
lgs@wisconsin.gov

September 13, 2024

ASHLEY DAHL
TOWN OF GOODRICH
N3078 MARTIN DR
MEDFORD WI 54451

Notice of Shared Revenue – 2025 Original Estimate

Notice Information

The Wisconsin Department of Revenue (DOR) is providing the **estimated** shared revenue amounts your local government will receive in 2025 under current state law for county and municipal aid, supplemental county and municipal aid, utility aid and the expenditure restraint incentive program. This does not include adjustments, shown on the July and November payment notices.

District	TOWN OF GOODRICH	County	TAYLOR	Co-muni code	60-014
-----------------	------------------	---------------	--------	---------------------	--------

Estimate Information

For an explanation of each aid payment listed below, review the additional information in this notice.

2025 Original Estimate	
1. County and municipal aid	\$31,369.52
2. Utility aid	\$0.00
3. Supplemental county and municipal aid	\$38,616.78
4. Expenditure restraint incentive program	\$0.00
5. Total Estimated 2025 Payments (sum of Lines 1-4)	\$69,986.30

Payment Information

Your local government will receive two distributions in 2025 :

- July 28, 2025: 15% of Line 1, 2, and 3 and 100% of Line 4 (*shown above*)
- November 17, 2025: balance of your 2025 aid payments

County and Municipal Aid

Under state law, the county and municipal aid paid to each county and municipality must be equal to the amount determined in 2012 (sec. 79.036, Wis. Stats.) and adjusted for fallen protective services insurance reimbursement (sec. 79.036(4), Wis. Stats.).

County and Municipal Aid Calculation	
1. Prior year county and municipal aid	\$30,666.46
2. Increase due to sales tax revenue, including adjustments (<i>district changes</i>)	\$705.33
3. Fallen protective services insurance adjustment	-\$2.27
4. Fallen protective services insurance reimbursement (<i>reported to DOR</i>)	\$0.00
5. Total County and Municipal Aid (sum of Lines 1-4)	\$31,369.52

Utility Aid

- Under state law, utility aid is distributed to each county and municipality where tax-exempt utility property is located (sec. 79.04, Wis. Stats.)
- Utility companies report utility property information to DOR annually
- DOR uses the provided information to accurately calculate utility aid (*shown below*)

Utility Aid Calculation	
1. Net book value, <i>as of December 31, 2024 (including expected additions/retirements)</i>	\$0.00
2. Total net book value payment	\$0.00
3. Minimum payment	\$0.00
4. Megawatt capacity	0.0
5. Megawatt capacity payment	\$0.00
6. Closed/decommissioned production plant (phased down) payment	\$0.00
7. Subtotal (<i>sum of Lines 2, 3, 5 and 6</i>)	\$0.00
8. Population cap	\$196,350.00
9. Adjusted subtotal (<i>lesser of Line 7 or Line 8</i>)	\$0.00
10. Adjacent site incentive payment	\$0.00
11. Baseload incentive payment	\$0.00
12. Co-generation incentive payment	\$0.00
13. Alternative energy incentive payment	\$0.00
14. Total incentive payments (<i>sum of Lines 10 through 13</i>)	\$0.00
15. Spent nuclear fuel payment	\$0.00
16. Total Utility Aid – this is the utility aid payment listed on the front of the estimate (<i>sum of Lines 9, 14 and 15</i>)	\$0.00

Supplemental County and Municipal Aid

- Under state law, supplemental county and municipal aid paid to each county and municipality is determined by 2023 Wisconsin Act 12 (sec. 79.037, Wis. Stats.)
- For detailed information, review [county and municipal aid spreadsheet](#)

Supplemental County and Municipal Aid Calculation	
1. Prior year supplemental county and municipal aid	\$37,748.56
2. Increase due to sales tax revenue including adjustments (<i>district changes</i>)	\$868.22
3. Total Supplemental County and Municipal Aid (<i>sum of Lines 1 and 2</i>)	\$38,616.78

Expenditure Restraint Incentive Program

- Only municipalities are eligible to receive Expenditure Restraint Incentive Program (ERIP) payments
- Under state law, in 2025, each municipality will receive a payment that is equal to the amount of the payment received by the municipality in 2024 (sec. 79.05(4), Wis. Stats., from 2023 WI Act 12 – notwithstanding subs. (2) and (3))

Contact Information

If you have questions, contact us at lgs@wisconsin.gov, (608) 266-8618 or (608) 261-5167.



State of Wisconsin • DEPARTMENT OF REVENUE

DIVISION OF STATE AND LOCAL FINANCE • BUREAU OF LOCAL GOVERNMENT SERVICES • 2135 RIMROCK RD MADISON, WI 53713

Mailing Address:
PO Box 8971 #6-97
Madison WI 53708-8971
Fax: (608) 264-6887
lgs@wisconsin.gov

September 13, 2024

JILL SCHEITHAUER
TOWN OF GREENWOOD
W4733 COUNTY RD M
MEDFORD WI 54451-8793

Notice of Shared Revenue – 2025 Original Estimate

Notice Information

The Wisconsin Department of Revenue (DOR) is providing the **estimated** shared revenue amounts your local government will receive in 2025 under current state law for county and municipal aid, supplemental county and municipal aid, utility aid and the expenditure restraint incentive program. This does not include adjustments, shown on the July and November payment notices.

District	TOWN OF GREENWOOD	County	TAYLOR	Co-muni code	60-016
-----------------	-------------------	---------------	--------	---------------------	--------

Estimate Information

For an explanation of each aid payment listed below, review the additional information in this notice.

2025 Original Estimate	
1. County and municipal aid	\$34,734.25
2. Utility aid	\$0.00
3. Supplemental county and municipal aid	\$41,487.17
4. Expenditure restraint incentive program	\$0.00
5. Total Estimated 2025 Payments (sum of Lines 1-4)	\$76,221.42

Payment Information

Your local government will receive two distributions in 2025 :

- July 28, 2025: 15% of Line 1, 2, and 3 and 100% of Line 4 (*shown above*)
- November 17, 2025: balance of your 2025 aid payments

County and Municipal Aid

Under state law, the county and municipal aid paid to each county and municipality must be equal to the amount determined in 2012 (sec. 79.036, Wis. Stats.) and adjusted for fallen protective services insurance reimbursement (sec. 79.036(4), Wis. Stats.).

County and Municipal Aid Calculation	
1. Prior year county and municipal aid	\$33,955.78
2. Increase due to sales tax revenue, including adjustments (<i>district changes</i>)	\$780.98
3. Fallen protective services insurance adjustment	-\$2.51
4. Fallen protective services insurance reimbursement (<i>reported to DOR</i>)	\$0.00
5. Total County and Municipal Aid (sum of Lines 1-4)	\$34,734.25

Utility Aid

- Under state law, utility aid is distributed to each county and municipality where tax-exempt utility property is located (sec. 79.04, Wis. Stats.)
- Utility companies report utility property information to DOR annually
- DOR uses the provided information to accurately calculate utility aid (*shown below*)

Utility Aid Calculation	
1. Net book value, <i>as of December 31, 2024 (including expected additions/retirements)</i>	\$0.00
2. Total net book value payment	\$0.00
3. Minimum payment	\$0.00
4. Megawatt capacity	0.0
5. Megawatt capacity payment	\$0.00
6. Closed/decommissioned production plant (phased down) payment	\$0.00
7. Subtotal (<i>sum of Lines 2, 3, 5 and 6</i>)	\$0.00
8. Population cap	\$265,625.00
9. Adjusted subtotal (<i>lesser of Line 7 or Line 8</i>)	\$0.00
10. Adjacent site incentive payment	\$0.00
11. Baseload incentive payment	\$0.00
12. Co-generation incentive payment	\$0.00
13. Alternative energy incentive payment	\$0.00
14. Total incentive payments (<i>sum of Lines 10 through 13</i>)	\$0.00
15. Spent nuclear fuel payment	\$0.00
16. Total Utility Aid – this is the utility aid payment listed on the front of the estimate (<i>sum of Lines 9, 14 and 15</i>)	\$0.00

Supplemental County and Municipal Aid

- Under state law, supplemental county and municipal aid paid to each county and municipality is determined by 2023 Wisconsin Act 12 (sec. 79.037, Wis. Stats.)
- For detailed information, review [county and municipal aid spreadsheet](#)

Supplemental County and Municipal Aid Calculation	
1. Prior year supplemental county and municipal aid	\$40,554.42
2. Increase due to sales tax revenue including adjustments (<i>district changes</i>)	\$932.75
3. Total Supplemental County and Municipal Aid (<i>sum of Lines 1 and 2</i>)	\$41,487.17

Expenditure Restraint Incentive Program

- Only municipalities are eligible to receive Expenditure Restraint Incentive Program (ERIP) payments
- Under state law, in 2025, each municipality will receive a payment that is equal to the amount of the payment received by the municipality in 2024 (sec. 79.05(4), Wis. Stats., from 2023 WI Act 12 – notwithstanding subs. (2) and (3))

Contact Information

If you have questions, contact us at lgs@wisconsin.gov, (608) 266-8618 or (608) 261-5167.



State of Wisconsin • DEPARTMENT OF REVENUE

DIVISION OF STATE AND LOCAL FINANCE • BUREAU OF LOCAL GOVERNMENT SERVICES • 2135 RIMROCK RD MADISON, WI 53713

Mailing Address:
PO Box 8971 #6-97
Madison WI 53708-8971
Fax: (608) 264-6887
lgs@wisconsin.gov

September 13, 2024

AMBER LARSON
TOWN OF GROVER
N744 HAMM DRIVE
OWEN WI 54460

Notice of Shared Revenue – 2025 Original Estimate

Notice Information

The Wisconsin Department of Revenue (DOR) is providing the **estimated** shared revenue amounts your local government will receive in 2025 under current state law for county and municipal aid, supplemental county and municipal aid, utility aid and the expenditure restraint incentive program. This does not include adjustments, shown on the July and November payment notices.

District	TOWN OF GROVER	County	TAYLOR	Co-muni code	60-018
-----------------	----------------	---------------	--------	---------------------	--------

Estimate Information

For an explanation of each aid payment listed below, review the additional information in this notice.

2025 Original Estimate	
1. County and municipal aid	\$11,132.89
2. Utility aid	\$0.00
3. Supplemental county and municipal aid	\$34,249.88
4. Expenditure restraint incentive program	\$0.00
5. Total Estimated 2025 Payments (sum of Lines 1-4)	\$45,382.77

Payment Information

Your local government will receive two distributions in 2025 :

- July 28, 2025: 15% of Line 1, 2, and 3 and 100% of Line 4 (*shown above*)
- November 17, 2025: balance of your 2025 aid payments

County and Municipal Aid

Under state law, the county and municipal aid paid to each county and municipality must be equal to the amount determined in 2012 (sec. 79.036, Wis. Stats.) and adjusted for fallen protective services insurance reimbursement (sec. 79.036(4), Wis. Stats.).

County and Municipal Aid Calculation	
1. Prior year county and municipal aid	\$10,883.37
2. Increase due to sales tax revenue, including adjustments (<i>district changes</i>)	\$250.32
3. Fallen protective services insurance adjustment	-\$0.80
4. Fallen protective services insurance reimbursement (<i>reported to DOR</i>)	\$0.00
5. Total County and Municipal Aid (sum of Lines 1-4)	\$11,132.89

Utility Aid

- Under state law, utility aid is distributed to each county and municipality where tax-exempt utility property is located (sec. 79.04, Wis. Stats.)
- Utility companies report utility property information to DOR annually
- DOR uses the provided information to accurately calculate utility aid (*shown below*)

Utility Aid Calculation	
1. Net book value, <i>as of December 31, 2024 (including expected additions/retirements)</i>	\$0.00
2. Total net book value payment	\$0.00
3. Minimum payment	\$0.00
4. Megawatt capacity	0.0
5. Megawatt capacity payment	\$0.00
6. Closed/decommissioned production plant (phased down) payment	\$0.00
7. Subtotal (<i>sum of Lines 2, 3, 5 and 6</i>)	\$0.00
8. Population cap	\$88,400.00
9. Adjusted subtotal (<i>lesser of Line 7 or Line 8</i>)	\$0.00
10. Adjacent site incentive payment	\$0.00
11. Baseload incentive payment	\$0.00
12. Co-generation incentive payment	\$0.00
13. Alternative energy incentive payment	\$0.00
14. Total incentive payments (<i>sum of Lines 10 through 13</i>)	\$0.00
15. Spent nuclear fuel payment	\$0.00
16. Total Utility Aid – this is the utility aid payment listed on the front of the estimate (<i>sum of Lines 9, 14 and 15</i>)	\$0.00

Supplemental County and Municipal Aid

- Under state law, supplemental county and municipal aid paid to each county and municipality is determined by 2023 Wisconsin Act 12 (sec. 79.037, Wis. Stats.)
- For detailed information, review [county and municipal aid spreadsheet](#)

Supplemental County and Municipal Aid Calculation	
1. Prior year supplemental county and municipal aid	\$33,479.84
2. Increase due to sales tax revenue including adjustments (<i>district changes</i>)	\$770.04
3. Total Supplemental County and Municipal Aid (<i>sum of Lines 1 and 2</i>)	\$34,249.88

Expenditure Restraint Incentive Program

- Only municipalities are eligible to receive Expenditure Restraint Incentive Program (ERIP) payments
- Under state law, in 2025, each municipality will receive a payment that is equal to the amount of the payment received by the municipality in 2024 (sec. 79.05(4), Wis. Stats., from 2023 WI Act 12 – notwithstanding subs. (2) and (3))

Contact Information

If you have questions, contact us at lgs@wisconsin.gov, (608) 266-8618 or (608) 261-5167.



State of Wisconsin • DEPARTMENT OF REVENUE

DIVISION OF STATE AND LOCAL FINANCE • BUREAU OF LOCAL GOVERNMENT SERVICES • 2135 RIMROCK RD MADISON, WI 53713

Mailing Address:
PO Box 8971 #6-97
Madison WI 53708-8971
Fax: (608) 264-6887
lgs@wisconsin.gov

September 13, 2024

RENEE ZENNER
TOWN OF HAMMEL
N2497 COUNTY RD E
MEDFORD WI 54451

Notice of Shared Revenue – 2025 Original Estimate

Notice Information

The Wisconsin Department of Revenue (DOR) is providing the **estimated** shared revenue amounts your local government will receive in 2025 under current state law for county and municipal aid, supplemental county and municipal aid, utility aid and the expenditure restraint incentive program. This does not include adjustments, shown on the July and November payment notices.

District	TOWN OF HAMMEL	County	TAYLOR	Co-muni code	60-020
-----------------	----------------	---------------	--------	---------------------	--------

Estimate Information

For an explanation of each aid payment listed below, review the additional information in this notice.

2025 Original Estimate	
1. County and municipal aid	\$16,957.17
2. Utility aid	\$0.00
3. Supplemental county and municipal aid	\$42,947.91
4. Expenditure restraint incentive program	\$0.00
5. Total Estimated 2025 Payments (sum of Lines 1-4)	\$59,905.08

Payment Information

Your local government will receive two distributions in 2025 :

- July 28, 2025: 15% of Line 1, 2, and 3 and 100% of Line 4 (*shown above*)
- November 17, 2025: balance of your 2025 aid payments

County and Municipal Aid

Under state law, the county and municipal aid paid to each county and municipality must be equal to the amount determined in 2012 (sec. 79.036, Wis. Stats.) and adjusted for fallen protective services insurance reimbursement (sec. 79.036(4), Wis. Stats.).

County and Municipal Aid Calculation	
1. Prior year county and municipal aid	\$16,577.13
2. Increase due to sales tax revenue, including adjustments (<i>district changes</i>)	\$381.27
3. Fallen protective services insurance adjustment	-\$1.23
4. Fallen protective services insurance reimbursement (<i>reported to DOR</i>)	\$0.00
5. Total County and Municipal Aid (sum of Lines 1-4)	\$16,957.17

Utility Aid

- Under state law, utility aid is distributed to each county and municipality where tax-exempt utility property is located (sec. 79.04, Wis. Stats.)
- Utility companies report utility property information to DOR annually
- DOR uses the provided information to accurately calculate utility aid (*shown below*)

Utility Aid Calculation	
1. Net book value, as of December 31, 2024 (including expected additions/retirements)	\$0.00
2. Total net book value payment	\$0.00
3. Minimum payment	\$0.00
4. Megawatt capacity	0.0
5. Megawatt capacity payment	\$0.00
6. Closed/decommissioned production plant (phased down) payment	\$0.00
7. Subtotal (sum of Lines 2, 3, 5 and 6)	\$0.00
8. Population cap	\$302,600.00
9. Adjusted subtotal (lesser of Line 7 or Line 8)	\$0.00
10. Adjacent site incentive payment	\$0.00
11. Baseload incentive payment	\$0.00
12. Co-generation incentive payment	\$0.00
13. Alternative energy incentive payment	\$0.00
14. Total incentive payments (sum of Lines 10 through 13)	\$0.00
15. Spent nuclear fuel payment	\$0.00
16. Total Utility Aid – this is the utility aid payment listed on the front of the estimate (sum of Lines 9, 14 and 15)	\$0.00

Supplemental County and Municipal Aid

- Under state law, supplemental county and municipal aid paid to each county and municipality is determined by 2023 Wisconsin Act 12 (sec. 79.037, Wis. Stats.)
- For detailed information, review [county and municipal aid spreadsheet](#)

Supplemental County and Municipal Aid Calculation	
1. Prior year supplemental county and municipal aid	\$41,982.32
2. Increase due to sales tax revenue including adjustments (<i>district changes</i>)	\$965.59
3. Total Supplemental County and Municipal Aid (sum of Lines 1 and 2)	\$42,947.91

Expenditure Restraint Incentive Program

- Only municipalities are eligible to receive Expenditure Restraint Incentive Program (ERIP) payments
- Under state law, in 2025, each municipality will receive a payment that is equal to the amount of the payment received by the municipality in 2024 (sec. 79.05(4), Wis. Stats., from 2023 WI Act 12 – notwithstanding subs. (2) and (3))

Contact Information

If you have questions, contact us at lgs@wisconsin.gov, (608) 266-8618 or (608) 261-5167.



State of Wisconsin • DEPARTMENT OF REVENUE

DIVISION OF STATE AND LOCAL FINANCE • BUREAU OF LOCAL GOVERNMENT SERVICES • 2135 RIMROCK RD MADISON, WI 53713

Mailing Address:
PO Box 8971 #6-97
Madison WI 53708-8971
Fax: (608) 264-6887
lgs@wisconsin.gov

September 13, 2024

AMBER LARSON
TOWN OF HOLWAY
N744 HAMM DR
OWEN WI 54460

Notice of Shared Revenue – 2025 Original Estimate

Notice Information

The Wisconsin Department of Revenue (DOR) is providing the **estimated** shared revenue amounts your local government will receive in 2025 under current state law for county and municipal aid, supplemental county and municipal aid, utility aid and the expenditure restraint incentive program. This does not include adjustments, shown on the July and November payment notices.

District	TOWN OF HOLWAY	County	TAYLOR	Co-muni code	60-022
-----------------	----------------	---------------	--------	---------------------	--------

Estimate Information

For an explanation of each aid payment listed below, review the additional information in this notice.

2025 Original Estimate	
1. County and municipal aid	\$65,589.22
2. Utility aid	\$0.00
3. Supplemental county and municipal aid	\$46,916.93
4. Expenditure restraint incentive program	\$0.00
5. Total Estimated 2025 Payments (sum of Lines 1-4)	\$112,506.15

Payment Information

Your local government will receive two distributions in 2025 :

- July 28, 2025: 15% of Line 1, 2, and 3 and 100% of Line 4 (*shown above*)
- November 17, 2025: balance of your 2025 aid payments

County and Municipal Aid

Under state law, the county and municipal aid paid to each county and municipality must be equal to the amount determined in 2012 (sec. 79.036, Wis. Stats.) and adjusted for fallen protective services insurance reimbursement (sec. 79.036(4), Wis. Stats.).

County and Municipal Aid Calculation	
1. Prior year county and municipal aid	\$64,119.22
2. Increase due to sales tax revenue, including adjustments (<i>district changes</i>)	\$1,474.74
3. Fallen protective services insurance adjustment	-\$4.74
4. Fallen protective services insurance reimbursement (<i>reported to DOR</i>)	\$0.00
5. Total County and Municipal Aid (sum of Lines 1-4)	\$65,589.22

Utility Aid

- Under state law, utility aid is distributed to each county and municipality where tax-exempt utility property is located (sec. 79.04, Wis. Stats.)
- Utility companies report utility property information to DOR annually
- DOR uses the provided information to accurately calculate utility aid (*shown below*)

Utility Aid Calculation	
1. Net book value, <i>as of December 31, 2024 (including expected additions/retirements)</i>	\$0.00
2. Total net book value payment	\$0.00
3. Minimum payment	\$0.00
4. Megawatt capacity	0.0
5. Megawatt capacity payment	\$0.00
6. Closed/decommissioned production plant (phased down) payment	\$0.00
7. Subtotal (<i>sum of Lines 2, 3, 5 and 6</i>)	\$0.00
8. Population cap	\$403,325.00
9. Adjusted subtotal (<i>lesser of Line 7 or Line 8</i>)	\$0.00
10. Adjacent site incentive payment	\$0.00
11. Baseload incentive payment	\$0.00
12. Co-generation incentive payment	\$0.00
13. Alternative energy incentive payment	\$0.00
14. Total incentive payments (<i>sum of Lines 10 through 13</i>)	\$0.00
15. Spent nuclear fuel payment	\$0.00
16. Total Utility Aid – this is the utility aid payment listed on the front of the estimate (<i>sum of Lines 9, 14 and 15</i>)	\$0.00

Supplemental County and Municipal Aid

- Under state law, supplemental county and municipal aid paid to each county and municipality is determined by 2023 Wisconsin Act 12 (sec. 79.037, Wis. Stats.)
- For detailed information, review [county and municipal aid spreadsheet](#)

Supplemental County and Municipal Aid Calculation	
1. Prior year supplemental county and municipal aid	\$45,862.10
2. Increase due to sales tax revenue including adjustments (<i>district changes</i>)	\$1,054.83
3. Total Supplemental County and Municipal Aid (<i>sum of Lines 1 and 2</i>)	\$46,916.93

Expenditure Restraint Incentive Program

- Only municipalities are eligible to receive Expenditure Restraint Incentive Program (ERIP) payments
- Under state law, in 2025, each municipality will receive a payment that is equal to the amount of the payment received by the municipality in 2024 (sec. 79.05(4), Wis. Stats., from 2023 WI Act 12 – notwithstanding subs. (2) and (3))

Contact Information

If you have questions, contact us at lgs@wisconsin.gov, (608) 266-8618 or (608) 261-5167.



State of Wisconsin • DEPARTMENT OF REVENUE

DIVISION OF STATE AND LOCAL FINANCE • BUREAU OF LOCAL GOVERNMENT SERVICES • 2135 RIMROCK RD MADISON, WI 53713

Mailing Address:
PO Box 8971 #6-97
Madison WI 53708-8971
Fax: (608) 264-6887
lgs@wisconsin.gov

September 13, 2024

DENISE WEBSTER
TOWN OF JUMP RIVER
N9024 BEACH DR
SHELDON WI 54766

Notice of Shared Revenue – 2025 Original Estimate

Notice Information

The Wisconsin Department of Revenue (DOR) is providing the **estimated** shared revenue amounts your local government will receive in 2025 under current state law for county and municipal aid, supplemental county and municipal aid, utility aid and the expenditure restraint incentive program. This does not include adjustments, shown on the July and November payment notices.

District	TOWN OF JUMP RIVER	County	TAYLOR	Co-muni code	60-024
-----------------	--------------------	---------------	--------	---------------------	--------

Estimate Information

For an explanation of each aid payment listed below, review the additional information in this notice.

2025 Original Estimate	
1. County and municipal aid	\$36,611.28
2. Utility aid	\$0.00
3. Supplemental county and municipal aid	\$35,436.30
4. Expenditure restraint incentive program	\$0.00
5. Total Estimated 2025 Payments (sum of Lines 1-4)	\$72,047.58

Payment Information

Your local government will receive two distributions in 2025 :

- July 28, 2025: 15% of Line 1, 2, and 3 and 100% of Line 4 (*shown above*)
- November 17, 2025: balance of your 2025 aid payments

County and Municipal Aid

Under state law, the county and municipal aid paid to each county and municipality must be equal to the amount determined in 2012 (sec. 79.036, Wis. Stats.) and adjusted for fallen protective services insurance reimbursement (sec. 79.036(4), Wis. Stats.).

County and Municipal Aid Calculation	
1. Prior year county and municipal aid	\$35,790.74
2. Increase due to sales tax revenue, including adjustments (<i>district changes</i>)	\$823.19
3. Fallen protective services insurance adjustment	-\$2.65
4. Fallen protective services insurance reimbursement (<i>reported to DOR</i>)	\$0.00
5. Total County and Municipal Aid (sum of Lines 1-4)	\$36,611.28

Utility Aid

- Under state law, utility aid is distributed to each county and municipality where tax-exempt utility property is located (sec. 79.04, Wis. Stats.)
- Utility companies report utility property information to DOR annually
- DOR uses the provided information to accurately calculate utility aid (*shown below*)

Utility Aid Calculation	
1. Net book value, <i>as of December 31, 2024 (including expected additions/retirements)</i>	\$0.00
2. Total net book value payment	\$0.00
3. Minimum payment	\$0.00
4. Megawatt capacity	0.0
5. Megawatt capacity payment	\$0.00
6. Closed/decommissioned production plant (phased down) payment	\$0.00
7. Subtotal (<i>sum of Lines 2, 3, 5 and 6</i>)	\$0.00
8. Population cap	\$115,175.00
9. Adjusted subtotal (<i>lesser of Line 7 or Line 8</i>)	\$0.00
10. Adjacent site incentive payment	\$0.00
11. Baseload incentive payment	\$0.00
12. Co-generation incentive payment	\$0.00
13. Alternative energy incentive payment	\$0.00
14. Total incentive payments (<i>sum of Lines 10 through 13</i>)	\$0.00
15. Spent nuclear fuel payment	\$0.00
16. Total Utility Aid – this is the utility aid payment listed on the front of the estimate (<i>sum of Lines 9, 14 and 15</i>)	\$0.00

Supplemental County and Municipal Aid

- Under state law, supplemental county and municipal aid paid to each county and municipality is determined by 2023 Wisconsin Act 12 (sec. 79.037, Wis. Stats.)
- For detailed information, review [county and municipal aid spreadsheet](#)

Supplemental County and Municipal Aid Calculation	
1. Prior year supplemental county and municipal aid	\$34,639.59
2. Increase due to sales tax revenue including adjustments (<i>district changes</i>)	\$796.71
3. Total Supplemental County and Municipal Aid (<i>sum of Lines 1 and 2</i>)	\$35,436.30

Expenditure Restraint Incentive Program

- Only municipalities are eligible to receive Expenditure Restraint Incentive Program (ERIP) payments
- Under state law, in 2025, each municipality will receive a payment that is equal to the amount of the payment received by the municipality in 2024 (sec. 79.05(4), Wis. Stats., from 2023 WI Act 12 – notwithstanding subs. (2) and (3))

Contact Information

If you have questions, contact us at lgs@wisconsin.gov, (608) 266-8618 or (608) 261-5167.



State of Wisconsin • DEPARTMENT OF REVENUE

DIVISION OF STATE AND LOCAL FINANCE • BUREAU OF LOCAL GOVERNMENT SERVICES • 2135 RIMROCK RD MADISON, WI 53713

Mailing Address:
PO Box 8971 #6-97
Madison WI 53708-8971
Fax: (608) 264-6887
lgs@wisconsin.gov

September 13, 2024

JOANN SMITH
TOWN OF LITTLE BLACK
W7461 COUNTY RD O
MEDFORD WI 54451

Notice of Shared Revenue – 2025 Original Estimate

Notice Information

The Wisconsin Department of Revenue (DOR) is providing the **estimated** shared revenue amounts your local government will receive in 2025 under current state law for county and municipal aid, supplemental county and municipal aid, utility aid and the expenditure restraint incentive program. This does not include adjustments, shown on the July and November payment notices.

District	TOWN OF LITTLE BLACK	County	TAYLOR	Co-muni code	60-026
-----------------	----------------------	---------------	--------	---------------------	--------

Estimate Information

For an explanation of each aid payment listed below, review the additional information in this notice.

2025 Original Estimate	
1. County and municipal aid	\$51,299.68
2. Utility aid	\$3,687.82
3. Supplemental county and municipal aid	\$50,781.74
4. Expenditure restraint incentive program	\$0.00
5. Total Estimated 2025 Payments (sum of Lines 1-4)	\$105,769.24

Payment Information

Your local government will receive two distributions in 2025 :

- July 28, 2025: 15% of Line 1, 2, and 3 and 100% of Line 4 (*shown above*)
- November 17, 2025: balance of your 2025 aid payments

County and Municipal Aid

Under state law, the county and municipal aid paid to each county and municipality must be equal to the amount determined in 2012 (sec. 79.036, Wis. Stats.) and adjusted for fallen protective services insurance reimbursement (sec. 79.036(4), Wis. Stats.).

County and Municipal Aid Calculation	
1. Prior year county and municipal aid	\$50,149.94
2. Increase due to sales tax revenue, including adjustments (<i>district changes</i>)	\$1,153.45
3. Fallen protective services insurance adjustment	-\$3.71
4. Fallen protective services insurance reimbursement (<i>reported to DOR</i>)	\$0.00
5. Total County and Municipal Aid (sum of Lines 1-4)	\$51,299.68

Utility Aid

- Under state law, utility aid is distributed to each county and municipality where tax-exempt utility property is located (sec. 79.04, Wis. Stats.)
- Utility companies report utility property information to DOR annually
- DOR uses the provided information to accurately calculate utility aid (*shown below*)

Utility Aid Calculation	
1. Net book value, <i>as of December 31, 2024 (including expected additions/retirements)</i>	\$1,229,272.00
2. Total net book value payment	\$3,687.82
3. Minimum payment	\$0.00
4. Megawatt capacity	0.0
5. Megawatt capacity payment	\$0.00
6. Closed/decommissioned production plant (phased down) payment	\$0.00
7. Subtotal (<i>sum of Lines 2, 3, 5 and 6</i>)	\$3,687.82
8. Population cap	\$495,550.00
9. Adjusted subtotal (<i>lesser of Line 7 or Line 8</i>)	\$3,687.82
10. Adjacent site incentive payment	\$0.00
11. Baseload incentive payment	\$0.00
12. Co-generation incentive payment	\$0.00
13. Alternative energy incentive payment	\$0.00
14. Total incentive payments (<i>sum of Lines 10 through 13</i>)	\$0.00
15. Spent nuclear fuel payment	\$0.00
16. Total Utility Aid – this is the utility aid payment listed on the front of the estimate <i>(sum of Lines 9, 14 and 15)</i>	\$3,687.82

Supplemental County and Municipal Aid

- Under state law, supplemental county and municipal aid paid to each county and municipality is determined by 2023 Wisconsin Act 12 (sec. 79.037, Wis. Stats.)
- For detailed information, review [county and municipal aid spreadsheet](#)

Supplemental County and Municipal Aid Calculation	
1. Prior year supplemental county and municipal aid	\$49,640.02
2. Increase due to sales tax revenue including adjustments (<i>district changes</i>)	\$1,141.72
3. Total Supplemental County and Municipal Aid (<i>sum of Lines 1 and 2</i>)	\$50,781.74

Expenditure Restraint Incentive Program

- Only municipalities are eligible to receive Expenditure Restraint Incentive Program (ERIP) payments
- Under state law, in 2025, each municipality will receive a payment that is equal to the amount of the payment received by the municipality in 2024 (sec. 79.05(4), Wis. Stats., from 2023 WI Act 12 – notwithstanding subs. (2) and (3))

Contact Information

If you have questions, contact us at lgs@wisconsin.gov, (608) 266-8618 or (608) 261-5167.



State of Wisconsin • DEPARTMENT OF REVENUE

DIVISION OF STATE AND LOCAL FINANCE • BUREAU OF LOCAL GOVERNMENT SERVICES • 2135 RIMROCK RD MADISON, WI 53713

Mailing Address:
PO Box 8971 #6-97
Madison WI 53708-8971
Fax: (608) 264-6887
lgs@wisconsin.gov

September 13, 2024

AMBER LARSON
TOWN OF MAPLEHURST
N744 HAMM DRIVE
OWEN WI 54460

Notice of Shared Revenue – 2025 Original Estimate

Notice Information

The Wisconsin Department of Revenue (DOR) is providing the **estimated** shared revenue amounts your local government will receive in 2025 under current state law for county and municipal aid, supplemental county and municipal aid, utility aid and the expenditure restraint incentive program. This does not include adjustments, shown on the July and November payment notices.

District	TOWN OF MAPLEHURST	County	TAYLOR	Co-muni code	60-028
-----------------	--------------------	---------------	--------	---------------------	--------

Estimate Information

For an explanation of each aid payment listed below, review the additional information in this notice.

2025 Original Estimate	
1. County and municipal aid	\$27,500.32
2. Utility aid	\$0.00
3. Supplemental county and municipal aid	\$36,588.23
4. Expenditure restraint incentive program	\$0.00
5. Total Estimated 2025 Payments (sum of Lines 1-4)	\$64,088.55

Payment Information

Your local government will receive two distributions in 2025 :

- July 28, 2025: 15% of Line 1, 2, and 3 and 100% of Line 4 (*shown above*)
- November 17, 2025: balance of your 2025 aid payments

County and Municipal Aid

Under state law, the county and municipal aid paid to each county and municipality must be equal to the amount determined in 2012 (sec. 79.036, Wis. Stats.) and adjusted for fallen protective services insurance reimbursement (sec. 79.036(4), Wis. Stats.).

County and Municipal Aid Calculation	
1. Prior year county and municipal aid	\$26,883.98
2. Increase due to sales tax revenue, including adjustments (<i>district changes</i>)	\$618.33
3. Fallen protective services insurance adjustment	-\$1.99
4. Fallen protective services insurance reimbursement (<i>reported to DOR</i>)	\$0.00
5. Total County and Municipal Aid (sum of Lines 1-4)	\$27,500.32

Utility Aid

- Under state law, utility aid is distributed to each county and municipality where tax-exempt utility property is located (sec. 79.04, Wis. Stats.)
- Utility companies report utility property information to DOR annually
- DOR uses the provided information to accurately calculate utility aid (*shown below*)

Utility Aid Calculation	
1. Net book value, <i>as of December 31, 2024 (including expected additions/retirements)</i>	\$0.00
2. Total net book value payment	\$0.00
3. Minimum payment	\$0.00
4. Megawatt capacity	0.0
5. Megawatt capacity payment	\$0.00
6. Closed/decommissioned production plant (phased down) payment	\$0.00
7. Subtotal (<i>sum of Lines 2, 3, 5 and 6</i>)	\$0.00
8. Population cap	\$146,200.00
9. Adjusted subtotal (<i>lesser of Line 7 or Line 8</i>)	\$0.00
10. Adjacent site incentive payment	\$0.00
11. Baseload incentive payment	\$0.00
12. Co-generation incentive payment	\$0.00
13. Alternative energy incentive payment	\$0.00
14. Total incentive payments (<i>sum of Lines 10 through 13</i>)	\$0.00
15. Spent nuclear fuel payment	\$0.00
16. Total Utility Aid – this is the utility aid payment listed on the front of the estimate (<i>sum of Lines 9, 14 and 15</i>)	\$0.00

Supplemental County and Municipal Aid

- Under state law, supplemental county and municipal aid paid to each county and municipality is determined by 2023 Wisconsin Act 12 (sec. 79.037, Wis. Stats.)
- For detailed information, review [county and municipal aid spreadsheet](#)

Supplemental County and Municipal Aid Calculation	
1. Prior year supplemental county and municipal aid	\$35,765.62
2. Increase due to sales tax revenue including adjustments (<i>district changes</i>)	\$822.61
3. Total Supplemental County and Municipal Aid (<i>sum of Lines 1 and 2</i>)	\$36,588.23

Expenditure Restraint Incentive Program

- Only municipalities are eligible to receive Expenditure Restraint Incentive Program (ERIP) payments
- Under state law, in 2025, each municipality will receive a payment that is equal to the amount of the payment received by the municipality in 2024 (sec. 79.05(4), Wis. Stats., from 2023 WI Act 12 – notwithstanding subs. (2) and (3))

Contact Information

If you have questions, contact us at lgs@wisconsin.gov, (608) 266-8618 or (608) 261-5167.



State of Wisconsin • DEPARTMENT OF REVENUE

DIVISION OF STATE AND LOCAL FINANCE • BUREAU OF LOCAL GOVERNMENT SERVICES • 2135 RIMROCK RD MADISON, WI 53713

Mailing Address:
PO Box 8971 #6-97
Madison WI 53708-8971
Fax: (608) 264-6887
lgs@wisconsin.gov

September 13, 2024

JASON MALISHESKI
TOWN OF MCKINLEY
W15880 PEACEFUL AVE
SHELDON WI 54766

Notice of Shared Revenue – 2025 Original Estimate

Notice Information

The Wisconsin Department of Revenue (DOR) is providing the **estimated** shared revenue amounts your local government will receive in 2025 under current state law for county and municipal aid, supplemental county and municipal aid, utility aid and the expenditure restraint incentive program. This does not include adjustments, shown on the July and November payment notices.

District	TOWN OF MCKINLEY	County	TAYLOR	Co-muni code	60-030
-----------------	------------------	---------------	--------	---------------------	--------

Estimate Information

For an explanation of each aid payment listed below, review the additional information in this notice.

2025 Original Estimate	
1. County and municipal aid	\$37,212.34
2. Utility aid	\$0.00
3. Supplemental county and municipal aid	\$37,740.07
4. Expenditure restraint incentive program	\$0.00
5. Total Estimated 2025 Payments (sum of Lines 1-4)	\$74,952.41

Payment Information

Your local government will receive two distributions in 2025 :

- July 28, 2025: 15% of Line 1, 2, and 3 and 100% of Line 4 (*shown above*)
- November 17, 2025: balance of your 2025 aid payments

County and Municipal Aid

Under state law, the county and municipal aid paid to each county and municipality must be equal to the amount determined in 2012 (sec. 79.036, Wis. Stats.) and adjusted for fallen protective services insurance reimbursement (sec. 79.036(4), Wis. Stats.).

County and Municipal Aid Calculation	
1. Prior year county and municipal aid	\$36,378.33
2. Increase due to sales tax revenue, including adjustments (<i>district changes</i>)	\$836.70
3. Fallen protective services insurance adjustment	-\$2.69
4. Fallen protective services insurance reimbursement (<i>reported to DOR</i>)	\$0.00
5. Total County and Municipal Aid (sum of Lines 1-4)	\$37,212.34

Utility Aid

- Under state law, utility aid is distributed to each county and municipality where tax-exempt utility property is located (sec. 79.04, Wis. Stats.)
- Utility companies report utility property information to DOR annually
- DOR uses the provided information to accurately calculate utility aid (*shown below*)

Utility Aid Calculation	
1. Net book value, <i>as of December 31, 2024 (including expected additions/retirements)</i>	\$0.00
2. Total net book value payment	\$0.00
3. Minimum payment	\$0.00
4. Megawatt capacity	0.0
5. Megawatt capacity payment	\$0.00
6. Closed/decommissioned production plant (phased down) payment	\$0.00
7. Subtotal (<i>sum of Lines 2, 3, 5 and 6</i>)	\$0.00
8. Population cap	\$173,400.00
9. Adjusted subtotal (<i>lesser of Line 7 or Line 8</i>)	\$0.00
10. Adjacent site incentive payment	\$0.00
11. Baseload incentive payment	\$0.00
12. Co-generation incentive payment	\$0.00
13. Alternative energy incentive payment	\$0.00
14. Total incentive payments (<i>sum of Lines 10 through 13</i>)	\$0.00
15. Spent nuclear fuel payment	\$0.00
16. Total Utility Aid – this is the utility aid payment listed on the front of the estimate (<i>sum of Lines 9, 14 and 15</i>)	\$0.00

Supplemental County and Municipal Aid

- Under state law, supplemental county and municipal aid paid to each county and municipality is determined by 2023 Wisconsin Act 12 (sec. 79.037, Wis. Stats.)
- For detailed information, review [county and municipal aid spreadsheet](#)

Supplemental County and Municipal Aid Calculation	
1. Prior year supplemental county and municipal aid	\$36,891.56
2. Increase due to sales tax revenue including adjustments (<i>district changes</i>)	\$848.51
3. Total Supplemental County and Municipal Aid (<i>sum of Lines 1 and 2</i>)	\$37,740.07

Expenditure Restraint Incentive Program

- Only municipalities are eligible to receive Expenditure Restraint Incentive Program (ERIP) payments
- Under state law, in 2025, each municipality will receive a payment that is equal to the amount of the payment received by the municipality in 2024 (sec. 79.05(4), Wis. Stats., from 2023 WI Act 12 – notwithstanding subs. (2) and (3))

Contact Information

If you have questions, contact us at lgs@wisconsin.gov, (608) 266-8618 or (608) 261-5167.



State of Wisconsin • DEPARTMENT OF REVENUE

DIVISION OF STATE AND LOCAL FINANCE • BUREAU OF LOCAL GOVERNMENT SERVICES • 2135 RIMROCK RD MADISON, WI 53713

Mailing Address:
PO Box 8971 #6-97
Madison WI 53708-8971
Fax: (608) 264-6887
lgs@wisconsin.gov

September 13, 2024

JENNIFER STRAMA
TOWN OF MEDFORD
N3525 RIVER DRIVE
MEDFORD WI 54451

Notice of Shared Revenue – 2025 Original Estimate

Notice Information

The Wisconsin Department of Revenue (DOR) is providing the **estimated** shared revenue amounts your local government will receive in 2025 under current state law for county and municipal aid, supplemental county and municipal aid, utility aid and the expenditure restraint incentive program. This does not include adjustments, shown on the July and November payment notices.

District	TOWN OF MEDFORD	County	TAYLOR	Co-muni code	60-032
-----------------	-----------------	---------------	--------	---------------------	--------

Estimate Information

For an explanation of each aid payment listed below, review the additional information in this notice.

2025 Original Estimate	
1. County and municipal aid	\$64,012.37
2. Utility aid	\$3,715.83
3. Supplemental county and municipal aid	\$73,947.75
4. Expenditure restraint incentive program	\$0.00
5. Total Estimated 2025 Payments (sum of Lines 1-4)	\$141,675.95

Payment Information

Your local government will receive two distributions in 2025 :

- July 28, 2025: 15% of Line 1, 2, and 3 and 100% of Line 4 (*shown above*)
- November 17, 2025: balance of your 2025 aid payments

County and Municipal Aid

Under state law, the county and municipal aid paid to each county and municipality must be equal to the amount determined in 2012 (sec. 79.036, Wis. Stats.) and adjusted for fallen protective services insurance reimbursement (sec. 79.036(4), Wis. Stats.).

County and Municipal Aid Calculation	
1. Prior year county and municipal aid	\$62,577.70
2. Increase due to sales tax revenue, including adjustments (<i>district changes</i>)	\$1,439.29
3. Fallen protective services insurance adjustment	-\$4.62
4. Fallen protective services insurance reimbursement (<i>reported to DOR</i>)	\$0.00
5. Total County and Municipal Aid (sum of Lines 1-4)	\$64,012.37

Utility Aid

- Under state law, utility aid is distributed to each county and municipality where tax-exempt utility property is located (sec. 79.04, Wis. Stats.)
- Utility companies report utility property information to DOR annually
- DOR uses the provided information to accurately calculate utility aid (*shown below*)

Utility Aid Calculation	
1. Net book value, <i>as of December 31, 2024 (including expected additions/retirements)</i>	\$1,238,611.00
2. Total net book value payment	\$3,715.83
3. Minimum payment	\$0.00
4. Megawatt capacity	0.0
5. Megawatt capacity payment	\$0.00
6. Closed/decommissioned production plant (phased down) payment	\$0.00
7. Subtotal (<i>sum of Lines 2, 3, 5 and 6</i>)	\$3,715.83
8. Population cap	\$1,076,525.00
9. Adjusted subtotal (<i>lesser of Line 7 or Line 8</i>)	\$3,715.83
10. Adjacent site incentive payment	\$0.00
11. Baseload incentive payment	\$0.00
12. Co-generation incentive payment	\$0.00
13. Alternative energy incentive payment	\$0.00
14. Total incentive payments (<i>sum of Lines 10 through 13</i>)	\$0.00
15. Spent nuclear fuel payment	\$0.00
16. Total Utility Aid – this is the utility aid payment listed on the front of the estimate (<i>sum of Lines 9, 14 and 15</i>)	\$3,715.83

Supplemental County and Municipal Aid

- Under state law, supplemental county and municipal aid paid to each county and municipality is determined by 2023 Wisconsin Act 12 (sec. 79.037, Wis. Stats.)
- For detailed information, review [county and municipal aid spreadsheet](#)

Supplemental County and Municipal Aid Calculation	
1. Prior year supplemental county and municipal aid	\$72,285.19
2. Increase due to sales tax revenue including adjustments (<i>district changes</i>)	\$1,662.56
3. Total Supplemental County and Municipal Aid (<i>sum of Lines 1 and 2</i>)	\$73,947.75

Expenditure Restraint Incentive Program

- Only municipalities are eligible to receive Expenditure Restraint Incentive Program (ERIP) payments
- Under state law, in 2025, each municipality will receive a payment that is equal to the amount of the payment received by the municipality in 2024 (sec. 79.05(4), Wis. Stats., from 2023 WI Act 12 – notwithstanding subs. (2) and (3))

Contact Information

If you have questions, contact us at lgs@wisconsin.gov, (608) 266-8618 or (608) 261-5167.



State of Wisconsin • DEPARTMENT OF REVENUE

DIVISION OF STATE AND LOCAL FINANCE • BUREAU OF LOCAL GOVERNMENT SERVICES • 2135 RIMROCK RD MADISON, WI 53713

Mailing Address:
PO Box 8971 #6-97
Madison WI 53708-8971
Fax: (608) 264-6887
lgs@wisconsin.gov

September 13, 2024

HEATHER DUMS
TOWN OF MOLITOR
P O BOX 35
MEDFORD WI 54451

Notice of Shared Revenue – 2025 Original Estimate

Notice Information

The Wisconsin Department of Revenue (DOR) is providing the **estimated** shared revenue amounts your local government will receive in 2025 under current state law for county and municipal aid, supplemental county and municipal aid, utility aid and the expenditure restraint incentive program. This does not include adjustments, shown on the July and November payment notices.

District	TOWN OF MOLITOR	County	TAYLOR	Co-muni code	60-034
-----------------	-----------------	---------------	--------	---------------------	--------

Estimate Information

For an explanation of each aid payment listed below, review the additional information in this notice.

2025 Original Estimate	
1. County and municipal aid	\$9,496.36
2. Utility aid	\$0.00
3. Supplemental county and municipal aid	\$35,969.29
4. Expenditure restraint incentive program	\$0.00
5. Total Estimated 2025 Payments (sum of Lines 1-4)	\$45,465.65

Payment Information

Your local government will receive two distributions in 2025 :

- July 28, 2025: 15% of Line 1, 2, and 3 and 100% of Line 4 (*shown above*)
- November 17, 2025: balance of your 2025 aid payments

County and Municipal Aid

Under state law, the county and municipal aid paid to each county and municipality must be equal to the amount determined in 2012 (sec. 79.036, Wis. Stats.) and adjusted for fallen protective services insurance reimbursement (sec. 79.036(4), Wis. Stats.).

County and Municipal Aid Calculation	
1. Prior year county and municipal aid	\$9,283.53
2. Increase due to sales tax revenue, including adjustments (<i>district changes</i>)	\$213.52
3. Fallen protective services insurance adjustment	-\$0.69
4. Fallen protective services insurance reimbursement (<i>reported to DOR</i>)	\$0.00
5. Total County and Municipal Aid (sum of Lines 1-4)	\$9,496.36

Utility Aid

- Under state law, utility aid is distributed to each county and municipality where tax-exempt utility property is located (sec. 79.04, Wis. Stats.)
- Utility companies report utility property information to DOR annually
- DOR uses the provided information to accurately calculate utility aid (*shown below*)

Utility Aid Calculation	
1. Net book value, <i>as of December 31, 2024 (including expected additions/retirements)</i>	\$0.00
2. Total net book value payment	\$0.00
3. Minimum payment	\$0.00
4. Megawatt capacity	0.0
5. Megawatt capacity payment	\$0.00
6. Closed/decommissioned production plant (phased down) payment	\$0.00
7. Subtotal (<i>sum of Lines 2, 3, 5 and 6</i>)	\$0.00
8. Population cap	\$131,325.00
9. Adjusted subtotal (<i>lesser of Line 7 or Line 8</i>)	\$0.00
10. Adjacent site incentive payment	\$0.00
11. Baseload incentive payment	\$0.00
12. Co-generation incentive payment	\$0.00
13. Alternative energy incentive payment	\$0.00
14. Total incentive payments (<i>sum of Lines 10 through 13</i>)	\$0.00
15. Spent nuclear fuel payment	\$0.00
16. Total Utility Aid – this is the utility aid payment listed on the front of the estimate (<i>sum of Lines 9, 14 and 15</i>)	\$0.00

Supplemental County and Municipal Aid

- Under state law, supplemental county and municipal aid paid to each county and municipality is determined by 2023 Wisconsin Act 12 (sec. 79.037, Wis. Stats.)
- For detailed information, review [county and municipal aid spreadsheet](#)

Supplemental County and Municipal Aid Calculation	
1. Prior year supplemental county and municipal aid	\$35,160.60
2. Increase due to sales tax revenue including adjustments (<i>district changes</i>)	\$808.69
3. Total Supplemental County and Municipal Aid (<i>sum of Lines 1 and 2</i>)	\$35,969.29

Expenditure Restraint Incentive Program

- Only municipalities are eligible to receive Expenditure Restraint Incentive Program (ERIP) payments
- Under state law, in 2025, each municipality will receive a payment that is equal to the amount of the payment received by the municipality in 2024 (sec. 79.05(4), Wis. Stats., from 2023 WI Act 12 – notwithstanding subs. (2) and (3))

Contact Information

If you have questions, contact us at lgs@wisconsin.gov, (608) 266-8618 or (608) 261-5167.



State of Wisconsin • DEPARTMENT OF REVENUE

DIVISION OF STATE AND LOCAL FINANCE • BUREAU OF LOCAL GOVERNMENT SERVICES • 2135 RIMROCK RD MADISON, WI 53713

Mailing Address:
PO Box 8971 #6-97
Madison WI 53708-8971
Fax: (608) 264-6887
lgs@wisconsin.gov

September 13, 2024

ALLISON JISKRA
TOWN OF PERSHING
28755 295TH AVE
HOLCOMBE WI 54745-5520

Notice of Shared Revenue – 2025 Original Estimate

Notice Information

The Wisconsin Department of Revenue (DOR) is providing the **estimated** shared revenue amounts your local government will receive in 2025 under current state law for county and municipal aid, supplemental county and municipal aid, utility aid and the expenditure restraint incentive program. This does not include adjustments, shown on the July and November payment notices.

District	TOWN OF PERSHING	County	TAYLOR	Co-muni code	60-036
-----------------	------------------	---------------	--------	---------------------	--------

Estimate Information

For an explanation of each aid payment listed below, review the additional information in this notice.

2025 Original Estimate	
1. County and municipal aid	\$24,104.18
2. Utility aid	\$0.00
3. Supplemental county and municipal aid	\$34,181.10
4. Expenditure restraint incentive program	\$0.00
5. Total Estimated 2025 Payments (sum of Lines 1-4)	\$58,285.28

Payment Information

Your local government will receive two distributions in 2025 :

- July 28, 2025: 15% of Line 1, 2, and 3 and 100% of Line 4 (*shown above*)
- November 17, 2025: balance of your 2025 aid payments

County and Municipal Aid

Under state law, the county and municipal aid paid to each county and municipality must be equal to the amount determined in 2012 (sec. 79.036, Wis. Stats.) and adjusted for fallen protective services insurance reimbursement (sec. 79.036(4), Wis. Stats.).

County and Municipal Aid Calculation	
1. Prior year county and municipal aid	\$23,563.95
2. Increase due to sales tax revenue, including adjustments (<i>district changes</i>)	\$541.97
3. Fallen protective services insurance adjustment	-\$1.74
4. Fallen protective services insurance reimbursement (<i>reported to DOR</i>)	\$0.00
5. Total County and Municipal Aid (sum of Lines 1-4)	\$24,104.18

Utility Aid

- Under state law, utility aid is distributed to each county and municipality where tax-exempt utility property is located (sec. 79.04, Wis. Stats.)
- Utility companies report utility property information to DOR annually
- DOR uses the provided information to accurately calculate utility aid (*shown below*)

Utility Aid Calculation	
1. Net book value, <i>as of December 31, 2024 (including expected additions/retirements)</i>	\$0.00
2. Total net book value payment	\$0.00
3. Minimum payment	\$0.00
4. Megawatt capacity	0.0
5. Megawatt capacity payment	\$0.00
6. Closed/decommissioned production plant (phased down) payment	\$0.00
7. Subtotal (<i>sum of Lines 2, 3, 5 and 6</i>)	\$0.00
8. Population cap	\$87,125.00
9. Adjusted subtotal (<i>lesser of Line 7 or Line 8</i>)	\$0.00
10. Adjacent site incentive payment	\$0.00
11. Baseload incentive payment	\$0.00
12. Co-generation incentive payment	\$0.00
13. Alternative energy incentive payment	\$0.00
14. Total incentive payments (<i>sum of Lines 10 through 13</i>)	\$0.00
15. Spent nuclear fuel payment	\$0.00
16. Total Utility Aid – this is the utility aid payment listed on the front of the estimate (<i>sum of Lines 9, 14 and 15</i>)	\$0.00

Supplemental County and Municipal Aid

- Under state law, supplemental county and municipal aid paid to each county and municipality is determined by 2023 Wisconsin Act 12 (sec. 79.037, Wis. Stats.)
- For detailed information, review [county and municipal aid spreadsheet](#)

Supplemental County and Municipal Aid Calculation	
1. Prior year supplemental county and municipal aid	\$33,412.61
2. Increase due to sales tax revenue including adjustments (<i>district changes</i>)	\$768.49
3. Total Supplemental County and Municipal Aid (<i>sum of Lines 1 and 2</i>)	\$34,181.10

Expenditure Restraint Incentive Program

- Only municipalities are eligible to receive Expenditure Restraint Incentive Program (ERIP) payments
- Under state law, in 2025, each municipality will receive a payment that is equal to the amount of the payment received by the municipality in 2024 (sec. 79.05(4), Wis. Stats., from 2023 WI Act 12 – notwithstanding subs. (2) and (3))

Contact Information

If you have questions, contact us at lgs@wisconsin.gov, (608) 266-8618 or (608) 261-5167.



State of Wisconsin • DEPARTMENT OF REVENUE

DIVISION OF STATE AND LOCAL FINANCE • BUREAU OF LOCAL GOVERNMENT SERVICES • 2135 RIMROCK RD MADISON, WI 53713

Mailing Address:
PO Box 8971 #6-97
Madison WI 53708-8971
Fax: (608) 264-6887
lgs@wisconsin.gov

September 13, 2024

KAREN SCHNEIDER
TOWN OF RIB LAKE
N7500 TIMBER DRIVE
RIB LAKE WI 54470

Notice of Shared Revenue – 2025 Original Estimate

Notice Information

The Wisconsin Department of Revenue (DOR) is providing the **estimated** shared revenue amounts your local government will receive in 2025 under current state law for county and municipal aid, supplemental county and municipal aid, utility aid and the expenditure restraint incentive program. This does not include adjustments, shown on the July and November payment notices.

District	TOWN OF RIB LAKE	County	TAYLOR	Co-muni code	60-038
-----------------	------------------	---------------	--------	---------------------	--------

Estimate Information

For an explanation of each aid payment listed below, review the additional information in this notice.

2025 Original Estimate	
1. County and municipal aid	\$32,584.08
2. Utility aid	\$0.00
3. Supplemental county and municipal aid	\$43,824.29
4. Expenditure restraint incentive program	\$0.00
5. Total Estimated 2025 Payments (sum of Lines 1-4)	\$76,408.37

Payment Information

Your local government will receive two distributions in 2025 :

- July 28, 2025: 15% of Line 1, 2, and 3 and 100% of Line 4 (*shown above*)
- November 17, 2025: balance of your 2025 aid payments

County and Municipal Aid

Under state law, the county and municipal aid paid to each county and municipality must be equal to the amount determined in 2012 (sec. 79.036, Wis. Stats.) and adjusted for fallen protective services insurance reimbursement (sec. 79.036(4), Wis. Stats.).

County and Municipal Aid Calculation	
1. Prior year county and municipal aid	\$31,853.79
2. Increase due to sales tax revenue, including adjustments (<i>district changes</i>)	\$732.64
3. Fallen protective services insurance adjustment	-\$2.35
4. Fallen protective services insurance reimbursement (<i>reported to DOR</i>)	\$0.00
5. Total County and Municipal Aid (sum of Lines 1-4)	\$32,584.08

Utility Aid

- Under state law, utility aid is distributed to each county and municipality where tax-exempt utility property is located (sec. 79.04, Wis. Stats.)
- Utility companies report utility property information to DOR annually
- DOR uses the provided information to accurately calculate utility aid (*shown below*)

Utility Aid Calculation	
1. Net book value, <i>as of December 31, 2024 (including expected additions/retirements)</i>	\$0.00
2. Total net book value payment	\$0.00
3. Minimum payment	\$0.00
4. Megawatt capacity	0.0
5. Megawatt capacity payment	\$0.00
6. Closed/decommissioned production plant (phased down) payment	\$0.00
7. Subtotal (<i>sum of Lines 2, 3, 5 and 6</i>)	\$0.00
8. Population cap	\$324,700.00
9. Adjusted subtotal (<i>lesser of Line 7 or Line 8</i>)	\$0.00
10. Adjacent site incentive payment	\$0.00
11. Baseload incentive payment	\$0.00
12. Co-generation incentive payment	\$0.00
13. Alternative energy incentive payment	\$0.00
14. Total incentive payments (<i>sum of Lines 10 through 13</i>)	\$0.00
15. Spent nuclear fuel payment	\$0.00
16. Total Utility Aid – this is the utility aid payment listed on the front of the estimate (<i>sum of Lines 9, 14 and 15</i>)	\$0.00

Supplemental County and Municipal Aid

- Under state law, supplemental county and municipal aid paid to each county and municipality is determined by 2023 Wisconsin Act 12 (sec. 79.037, Wis. Stats.)
- For detailed information, review [county and municipal aid spreadsheet](#)

Supplemental County and Municipal Aid Calculation	
1. Prior year supplemental county and municipal aid	\$42,838.99
2. Increase due to sales tax revenue including adjustments (<i>district changes</i>)	\$985.30
3. Total Supplemental County and Municipal Aid (<i>sum of Lines 1 and 2</i>)	\$43,824.29

Expenditure Restraint Incentive Program

- Only municipalities are eligible to receive Expenditure Restraint Incentive Program (ERIP) payments
- Under state law, in 2025, each municipality will receive a payment that is equal to the amount of the payment received by the municipality in 2024 (sec. 79.05(4), Wis. Stats., from 2023 WI Act 12 – notwithstanding subs. (2) and (3))

Contact Information

If you have questions, contact us at lgs@wisconsin.gov, (608) 266-8618 or (608) 261-5167.



State of Wisconsin • DEPARTMENT OF REVENUE

DIVISION OF STATE AND LOCAL FINANCE • BUREAU OF LOCAL GOVERNMENT SERVICES • 2135 RIMROCK RD MADISON, WI 53713

Mailing Address:
PO Box 8971 #6-97
Madison WI 53708-8971
Fax: (608) 264-6887
lgs@wisconsin.gov

September 13, 2024

MONICA KNUSTA
TOWN OF ROOSEVELT
PO BOX 75
LUBLIN WI 54447-0075

Notice of Shared Revenue – 2025 Original Estimate

Notice Information

The Wisconsin Department of Revenue (DOR) is providing the **estimated** shared revenue amounts your local government will receive in 2025 under current state law for county and municipal aid, supplemental county and municipal aid, utility aid and the expenditure restraint incentive program. This does not include adjustments, shown on the July and November payment notices.

District	TOWN OF ROOSEVELT	County	TAYLOR	Co-muni code	60-040
-----------------	-------------------	---------------	--------	---------------------	--------

Estimate Information

For an explanation of each aid payment listed below, review the additional information in this notice.

2025 Original Estimate	
1. County and municipal aid	\$34,470.62
2. Utility aid	\$7.80
3. Supplemental county and municipal aid	\$38,909.00
4. Expenditure restraint incentive program	\$0.00
5. Total Estimated 2025 Payments (sum of Lines 1-4)	\$73,387.42

Payment Information

Your local government will receive two distributions in 2025 :

- July 28, 2025: 15% of Line 1, 2, and 3 and 100% of Line 4 (*shown above*)
- November 17, 2025: balance of your 2025 aid payments

County and Municipal Aid

Under state law, the county and municipal aid paid to each county and municipality must be equal to the amount determined in 2012 (sec. 79.036, Wis. Stats.) and adjusted for fallen protective services insurance reimbursement (sec. 79.036(4), Wis. Stats.).

County and Municipal Aid Calculation	
1. Prior year county and municipal aid	\$33,698.05
2. Increase due to sales tax revenue, including adjustments (<i>district changes</i>)	\$775.06
3. Fallen protective services insurance adjustment	-\$2.49
4. Fallen protective services insurance reimbursement (<i>reported to DOR</i>)	\$0.00
5. Total County and Municipal Aid (sum of Lines 1-4)	\$34,470.62

Utility Aid

- Under state law, utility aid is distributed to each county and municipality where tax-exempt utility property is located (sec. 79.04, Wis. Stats.)
- Utility companies report utility property information to DOR annually
- DOR uses the provided information to accurately calculate utility aid (*shown below*)

Utility Aid Calculation	
1. Net book value, <i>as of December 31, 2024 (including expected additions/retirements)</i>	\$2,599.00
2. Total net book value payment	\$7.80
3. Minimum payment	\$0.00
4. Megawatt capacity	0.0
5. Megawatt capacity payment	\$0.00
6. Closed/decommissioned production plant (phased down) payment	\$0.00
7. Subtotal (<i>sum of Lines 2, 3, 5 and 6</i>)	\$7.80
8. Population cap	\$204,000.00
9. Adjusted subtotal (<i>lesser of Line 7 or Line 8</i>)	\$7.80
10. Adjacent site incentive payment	\$0.00
11. Baseload incentive payment	\$0.00
12. Co-generation incentive payment	\$0.00
13. Alternative energy incentive payment	\$0.00
14. Total incentive payments (<i>sum of Lines 10 through 13</i>)	\$0.00
15. Spent nuclear fuel payment	\$0.00
16. Total Utility Aid – this is the utility aid payment listed on the front of the estimate (<i>sum of Lines 9, 14 and 15</i>)	\$7.80

Supplemental County and Municipal Aid

- Under state law, supplemental county and municipal aid paid to each county and municipality is determined by 2023 Wisconsin Act 12 (sec. 79.037, Wis. Stats.)
- For detailed information, review [county and municipal aid spreadsheet](#)

Supplemental County and Municipal Aid Calculation	
1. Prior year supplemental county and municipal aid	\$38,034.21
2. Increase due to sales tax revenue including adjustments (<i>district changes</i>)	\$874.79
3. Total Supplemental County and Municipal Aid (<i>sum of Lines 1 and 2</i>)	\$38,909.00

Expenditure Restraint Incentive Program

- Only municipalities are eligible to receive Expenditure Restraint Incentive Program (ERIP) payments
- Under state law, in 2025, each municipality will receive a payment that is equal to the amount of the payment received by the municipality in 2024 (sec. 79.05(4), Wis. Stats., from 2023 WI Act 12 – notwithstanding subs. (2) and (3))

Contact Information

If you have questions, contact us at lgs@wisconsin.gov, (608) 266-8618 or (608) 261-5167.



State of Wisconsin • DEPARTMENT OF REVENUE

DIVISION OF STATE AND LOCAL FINANCE • BUREAU OF LOCAL GOVERNMENT SERVICES • 2135 RIMROCK RD MADISON, WI 53713

Mailing Address:
PO Box 8971 #6-97
Madison WI 53708-8971
Fax: (608) 264-6887
lgs@wisconsin.gov

September 13, 2024

LORI CZUBAKOWSKI
TOWN OF TAFT
N652 COUNTY ROAD H
STANLEY WI 54768

Notice of Shared Revenue – 2025 Original Estimate

Notice Information

The Wisconsin Department of Revenue (DOR) is providing the **estimated** shared revenue amounts your local government will receive in 2025 under current state law for county and municipal aid, supplemental county and municipal aid, utility aid and the expenditure restraint incentive program. This does not include adjustments, shown on the July and November payment notices.

District	TOWN OF TAFT	County	TAYLOR	Co-muni code	60-042
-----------------	--------------	---------------	--------	---------------------	--------

Estimate Information

For an explanation of each aid payment listed below, review the additional information in this notice.

2025 Original Estimate	
1. County and municipal aid	\$33,165.80
2. Utility aid	\$253.07
3. Supplemental county and municipal aid	\$36,055.26
4. Expenditure restraint incentive program	\$0.00
5. Total Estimated 2025 Payments (sum of Lines 1-4)	\$69,474.13

Payment Information

Your local government will receive two distributions in 2025 :

- July 28, 2025: 15% of Line 1, 2, and 3 and 100% of Line 4 (*shown above*)
- November 17, 2025: balance of your 2025 aid payments

County and Municipal Aid

Under state law, the county and municipal aid paid to each county and municipality must be equal to the amount determined in 2012 (sec. 79.036, Wis. Stats.) and adjusted for fallen protective services insurance reimbursement (sec. 79.036(4), Wis. Stats.).

County and Municipal Aid Calculation	
1. Prior year county and municipal aid	\$32,422.48
2. Increase due to sales tax revenue, including adjustments (<i>district changes</i>)	\$745.72
3. Fallen protective services insurance adjustment	-\$2.40
4. Fallen protective services insurance reimbursement (<i>reported to DOR</i>)	\$0.00
5. Total County and Municipal Aid (sum of Lines 1-4)	\$33,165.80

Utility Aid

- Under state law, utility aid is distributed to each county and municipality where tax-exempt utility property is located (sec. 79.04, Wis. Stats.)
- Utility companies report utility property information to DOR annually
- DOR uses the provided information to accurately calculate utility aid (*shown below*)

Utility Aid Calculation	
1. Net book value, <i>as of December 31, 2024 (including expected additions/retirements)</i>	\$84,357.00
2. Total net book value payment	\$253.07
3. Minimum payment	\$0.00
4. Megawatt capacity	0.0
5. Megawatt capacity payment	\$0.00
6. Closed/decommissioned production plant (phased down) payment	\$0.00
7. Subtotal (<i>sum of Lines 2, 3, 5 and 6</i>)	\$253.07
8. Population cap	\$132,600.00
9. Adjusted subtotal (<i>lesser of Line 7 or Line 8</i>)	\$253.07
10. Adjacent site incentive payment	\$0.00
11. Baseload incentive payment	\$0.00
12. Co-generation incentive payment	\$0.00
13. Alternative energy incentive payment	\$0.00
14. Total incentive payments (<i>sum of Lines 10 through 13</i>)	\$0.00
15. Spent nuclear fuel payment	\$0.00
16. Total Utility Aid – this is the utility aid payment listed on the front of the estimate <i>(sum of Lines 9, 14 and 15)</i>	\$253.07

Supplemental County and Municipal Aid

- Under state law, supplemental county and municipal aid paid to each county and municipality is determined by 2023 Wisconsin Act 12 (sec. 79.037, Wis. Stats.)
- For detailed information, review [county and municipal aid spreadsheet](#)

Supplemental County and Municipal Aid Calculation	
1. Prior year supplemental county and municipal aid	\$35,244.63
2. Increase due to sales tax revenue including adjustments (<i>district changes</i>)	\$810.63
3. Total Supplemental County and Municipal Aid (<i>sum of Lines 1 and 2</i>)	\$36,055.26

Expenditure Restraint Incentive Program

- Only municipalities are eligible to receive Expenditure Restraint Incentive Program (ERIP) payments
- Under state law, in 2025, each municipality will receive a payment that is equal to the amount of the payment received by the municipality in 2024 (sec. 79.05(4), Wis. Stats., from 2023 WI Act 12 – notwithstanding subs. (2) and (3))

Contact Information

If you have questions, contact us at lgs@wisconsin.gov, (608) 266-8618 or (608) 261-5167.



State of Wisconsin • DEPARTMENT OF REVENUE

DIVISION OF STATE AND LOCAL FINANCE • BUREAU OF LOCAL GOVERNMENT SERVICES • 2135 RIMROCK RD MADISON, WI 53713

Mailing Address:
PO Box 8971 #6-97
Madison WI 53708-8971
Fax: (608) 264-6887
lgs@wisconsin.gov

September 13, 2024

JOYCE PETERSON
TOWN OF WESTBORO
P.O.BOX 127
WESTBORO WI 54490-0127

Notice of Shared Revenue – 2025 Original Estimate

Notice Information

The Wisconsin Department of Revenue (DOR) is providing the **estimated** shared revenue amounts your local government will receive in 2025 under current state law for county and municipal aid, supplemental county and municipal aid, utility aid and the expenditure restraint incentive program. This does not include adjustments, shown on the July and November payment notices.

District	TOWN OF WESTBORO	County	TAYLOR	Co-muni code	60-044
-----------------	------------------	---------------	--------	---------------------	--------

Estimate Information

For an explanation of each aid payment listed below, review the additional information in this notice.

2025 Original Estimate	
1. County and municipal aid	\$51,362.30
2. Utility aid	\$2,448.30
3. Supplemental county and municipal aid	\$42,758.88
4. Expenditure restraint incentive program	\$0.00
5. Total Estimated 2025 Payments (sum of Lines 1-4)	\$96,569.48

Payment Information

Your local government will receive two distributions in 2025 :

- July 28, 2025: 15% of Line 1, 2, and 3 and 100% of Line 4 (*shown above*)
- November 17, 2025: balance of your 2025 aid payments

County and Municipal Aid

Under state law, the county and municipal aid paid to each county and municipality must be equal to the amount determined in 2012 (sec. 79.036, Wis. Stats.) and adjusted for fallen protective services insurance reimbursement (sec. 79.036(4), Wis. Stats.).

County and Municipal Aid Calculation	
1. Prior year county and municipal aid	\$50,211.15
2. Increase due to sales tax revenue, including adjustments (<i>district changes</i>)	\$1,154.86
3. Fallen protective services insurance adjustment	-\$3.71
4. Fallen protective services insurance reimbursement (<i>reported to DOR</i>)	\$0.00
5. Total County and Municipal Aid (sum of Lines 1-4)	\$51,362.30

Utility Aid

- Under state law, utility aid is distributed to each county and municipality where tax-exempt utility property is located (sec. 79.04, Wis. Stats.)
- Utility companies report utility property information to DOR annually
- DOR uses the provided information to accurately calculate utility aid (*shown below*)

Utility Aid Calculation	
1. Net book value, <i>as of December 31, 2024 (including expected additions/retirements)</i>	\$816,100.00
2. Total net book value payment	\$2,448.30
3. Minimum payment	\$0.00
4. Megawatt capacity	0.0
5. Megawatt capacity payment	\$0.00
6. Closed/decommissioned production plant (phased down) payment	\$0.00
7. Subtotal (<i>sum of Lines 2, 3, 5 and 6</i>)	\$2,448.30
8. Population cap	\$299,625.00
9. Adjusted subtotal (<i>lesser of Line 7 or Line 8</i>)	\$2,448.30
10. Adjacent site incentive payment	\$0.00
11. Baseload incentive payment	\$0.00
12. Co-generation incentive payment	\$0.00
13. Alternative energy incentive payment	\$0.00
14. Total incentive payments (<i>sum of Lines 10 through 13</i>)	\$0.00
15. Spent nuclear fuel payment	\$0.00
16. Total Utility Aid – this is the utility aid payment listed on the front of the estimate (<i>sum of Lines 9, 14 and 15</i>)	\$2,448.30

Supplemental County and Municipal Aid

- Under state law, supplemental county and municipal aid paid to each county and municipality is determined by 2023 Wisconsin Act 12 (sec. 79.037, Wis. Stats.)
- For detailed information, review [county and municipal aid spreadsheet](#)

Supplemental County and Municipal Aid Calculation	
1. Prior year supplemental county and municipal aid	\$41,797.54
2. Increase due to sales tax revenue including adjustments (<i>district changes</i>)	\$961.34
3. Total Supplemental County and Municipal Aid (<i>sum of Lines 1 and 2</i>)	\$42,758.88

Expenditure Restraint Incentive Program

- Only municipalities are eligible to receive Expenditure Restraint Incentive Program (ERIP) payments
- Under state law, in 2025, each municipality will receive a payment that is equal to the amount of the payment received by the municipality in 2024 (sec. 79.05(4), Wis. Stats., from 2023 WI Act 12 – notwithstanding subs. (2) and (3))

Contact Information

If you have questions, contact us at lgs@wisconsin.gov, (608) 266-8618 or (608) 261-5167.



State of Wisconsin • DEPARTMENT OF REVENUE

DIVISION OF STATE AND LOCAL FINANCE • BUREAU OF LOCAL GOVERNMENT SERVICES • 2135 RIMROCK RD MADISON, WI 53713

Mailing Address:
PO Box 8971 #6-97
Madison WI 53708-8971
Fax: (608) 264-6887
lgs@wisconsin.gov

September 13, 2024

CANDICE GRUNSETH
VILLAGE OF GILMAN
PO BOX 157
GILMAN WI 54433-0157

Notice of Shared Revenue – 2025 Original Estimate

Notice Information

The Wisconsin Department of Revenue (DOR) is providing the **estimated** shared revenue amounts your local government will receive in 2025 under current state law for county and municipal aid, supplemental county and municipal aid, utility aid and the expenditure restraint incentive program. This does not include adjustments, shown on the July and November payment notices.

District	VILLAGE OF GILMAN	County	TAYLOR	Co-muni code	60-131
-----------------	-------------------	---------------	--------	---------------------	--------

Estimate Information

For an explanation of each aid payment listed below, review the additional information in this notice.

2025 Original Estimate	
1. County and municipal aid	\$147,956.66
2. Utility aid	\$0.00
3. Supplemental county and municipal aid	\$37,241.53
4. Expenditure restraint incentive program	\$4,937.80
5. Total Estimated 2025 Payments (sum of Lines 1-4)	\$190,135.99

Payment Information

Your local government will receive two distributions in 2025 :

- July 28, 2025: 15% of Line 1, 2, and 3 and 100% of Line 4 (*shown above*)
- November 17, 2025: balance of your 2025 aid payments

County and Municipal Aid

Under state law, the county and municipal aid paid to each county and municipality must be equal to the amount determined in 2012 (sec. 79.036, Wis. Stats.) and adjusted for fallen protective services insurance reimbursement (sec. 79.036(4), Wis. Stats.).

County and Municipal Aid Calculation	
1. Prior year county and municipal aid	\$144,640.62
2. Increase due to sales tax revenue, including adjustments (<i>district changes</i>)	\$3,326.73
3. Fallen protective services insurance adjustment	-\$10.69
4. Fallen protective services insurance reimbursement (<i>reported to DOR</i>)	\$0.00
5. Total County and Municipal Aid (sum of Lines 1-4)	\$147,956.66

Utility Aid

- Under state law, utility aid is distributed to each county and municipality where tax-exempt utility property is located (sec. 79.04, Wis. Stats.)
- Utility companies report utility property information to DOR annually
- DOR uses the provided information to accurately calculate utility aid (*shown below*)

Utility Aid Calculation	
1. Net book value, <i>as of December 31, 2024 (including expected additions/retirements)</i>	\$0.00
2. Total net book value payment	\$0.00
3. Minimum payment	\$0.00
4. Megawatt capacity	0.0
5. Megawatt capacity payment	\$0.00
6. Closed/decommissioned production plant (phased down) payment	\$0.00
7. Subtotal (<i>sum of Lines 2, 3, 5 and 6</i>)	\$0.00
8. Population cap	\$159,800.00
9. Adjusted subtotal (<i>lesser of Line 7 or Line 8</i>)	\$0.00
10. Adjacent site incentive payment	\$0.00
11. Baseload incentive payment	\$0.00
12. Co-generation incentive payment	\$0.00
13. Alternative energy incentive payment	\$0.00
14. Total incentive payments (<i>sum of Lines 10 through 13</i>)	\$0.00
15. Spent nuclear fuel payment	\$0.00
16. Total Utility Aid – this is the utility aid payment listed on the front of the estimate (<i>sum of Lines 9, 14 and 15</i>)	\$0.00

Supplemental County and Municipal Aid

- Under state law, supplemental county and municipal aid paid to each county and municipality is determined by 2023 Wisconsin Act 12 (sec. 79.037, Wis. Stats.)
- For detailed information, review [county and municipal aid spreadsheet](#)

Supplemental County and Municipal Aid Calculation	
1. Prior year supplemental county and municipal aid	\$36,404.23
2. Increase due to sales tax revenue including adjustments (<i>district changes</i>)	\$837.30
3. Total Supplemental County and Municipal Aid (<i>sum of Lines 1 and 2</i>)	\$37,241.53

Expenditure Restraint Incentive Program

- Only municipalities are eligible to receive Expenditure Restraint Incentive Program (ERIP) payments
- Under state law, in 2025, each municipality will receive a payment that is equal to the amount of the payment received by the municipality in 2024 (sec. 79.05(4), Wis. Stats., from 2023 WI Act 12 – notwithstanding subs. (2) and (3))

Contact Information

If you have questions, contact us at lgs@wisconsin.gov, (608) 266-8618 or (608) 261-5167.



State of Wisconsin • DEPARTMENT OF REVENUE

DIVISION OF STATE AND LOCAL FINANCE • BUREAU OF LOCAL GOVERNMENT SERVICES • 2135 RIMROCK RD MADISON, WI 53713

Mailing Address:
PO Box 8971 #6-97
Madison WI 53708-8971
Fax: (608) 264-6887
lgs@wisconsin.gov

September 13, 2024

RITA NIZNIK
VILLAGE OF LUBLIN
PO BOX 1
LUBLIN WI 54447-0001

Notice of Shared Revenue – 2025 Original Estimate

Notice Information

The Wisconsin Department of Revenue (DOR) is providing the **estimated** shared revenue amounts your local government will receive in 2025 under current state law for county and municipal aid, supplemental county and municipal aid, utility aid and the expenditure restraint incentive program. This does not include adjustments, shown on the July and November payment notices.

District	VILLAGE OF LUBLIN	County	TAYLOR	Co-muni code	60-146
-----------------	-------------------	---------------	--------	---------------------	--------

Estimate Information

For an explanation of each aid payment listed below, review the additional information in this notice.

2025 Original Estimate	
1. County and municipal aid	\$52,247.43
2. Utility aid	\$0.00
3. Supplemental county and municipal aid	\$32,702.22
4. Expenditure restraint incentive program	\$0.00
5. Total Estimated 2025 Payments (sum of Lines 1-4)	\$84,949.65

Payment Information

Your local government will receive two distributions in 2025 :

- July 28, 2025: 15% of Line 1, 2, and 3 and 100% of Line 4 (*shown above*)
- November 17, 2025: balance of your 2025 aid payments

County and Municipal Aid

Under state law, the county and municipal aid paid to each county and municipality must be equal to the amount determined in 2012 (sec. 79.036, Wis. Stats.) and adjusted for fallen protective services insurance reimbursement (sec. 79.036(4), Wis. Stats.).

County and Municipal Aid Calculation	
1. Prior year county and municipal aid	\$51,076.44
2. Increase due to sales tax revenue, including adjustments (<i>district changes</i>)	\$1,174.76
3. Fallen protective services insurance adjustment	-\$3.77
4. Fallen protective services insurance reimbursement (<i>reported to DOR</i>)	\$0.00
5. Total County and Municipal Aid (sum of Lines 1-4)	\$52,247.43

Utility Aid

- Under state law, utility aid is distributed to each county and municipality where tax-exempt utility property is located (sec. 79.04, Wis. Stats.)
- Utility companies report utility property information to DOR annually
- DOR uses the provided information to accurately calculate utility aid (*shown below*)

Utility Aid Calculation	
1. Net book value, <i>as of December 31, 2024 (including expected additions/retirements)</i>	\$0.00
2. Total net book value payment	\$0.00
3. Minimum payment	\$0.00
4. Megawatt capacity	0.0
5. Megawatt capacity payment	\$0.00
6. Closed/decommissioned production plant (phased down) payment	\$0.00
7. Subtotal (<i>sum of Lines 2, 3, 5 and 6</i>)	\$0.00
8. Population cap	\$46,750.00
9. Adjusted subtotal (<i>lesser of Line 7 or Line 8</i>)	\$0.00
10. Adjacent site incentive payment	\$0.00
11. Baseload incentive payment	\$0.00
12. Co-generation incentive payment	\$0.00
13. Alternative energy incentive payment	\$0.00
14. Total incentive payments (<i>sum of Lines 10 through 13</i>)	\$0.00
15. Spent nuclear fuel payment	\$0.00
16. Total Utility Aid – this is the utility aid payment listed on the front of the estimate (<i>sum of Lines 9, 14 and 15</i>)	\$0.00

Supplemental County and Municipal Aid

- Under state law, supplemental county and municipal aid paid to each county and municipality is determined by 2023 Wisconsin Act 12 (sec. 79.037, Wis. Stats.)
- For detailed information, review [county and municipal aid spreadsheet](#)

Supplemental County and Municipal Aid Calculation	
1. Prior year supplemental county and municipal aid	\$31,966.98
2. Increase due to sales tax revenue including adjustments (<i>district changes</i>)	\$735.24
3. Total Supplemental County and Municipal Aid (<i>sum of Lines 1 and 2</i>)	\$32,702.22

Expenditure Restraint Incentive Program

- Only municipalities are eligible to receive Expenditure Restraint Incentive Program (ERIP) payments
- Under state law, in 2025, each municipality will receive a payment that is equal to the amount of the payment received by the municipality in 2024 (sec. 79.05(4), Wis. Stats., from 2023 WI Act 12 – notwithstanding subs. (2) and (3))

Contact Information

If you have questions, contact us at lgs@wisconsin.gov, (608) 266-8618 or (608) 261-5167.



State of Wisconsin • DEPARTMENT OF REVENUE

DIVISION OF STATE AND LOCAL FINANCE • BUREAU OF LOCAL GOVERNMENT SERVICES • 2135 RIMROCK RD MADISON, WI 53713

Mailing Address:
PO Box 8971 #6-97
Madison WI 53708-8971
Fax: (608) 264-6887
lgs@wisconsin.gov

September 13, 2024

KRISTIN LUECK
VILLAGE OF RIB LAKE
PO BOX 205
RIB LAKE WI 54470-0205

Notice of Shared Revenue – 2025 Original Estimate

Notice Information

The Wisconsin Department of Revenue (DOR) is providing the **estimated** shared revenue amounts your local government will receive in 2025 under current state law for county and municipal aid, supplemental county and municipal aid, utility aid and the expenditure restraint incentive program. This does not include adjustments, shown on the July and November payment notices.

District	VILLAGE OF RIB LAKE	County	TAYLOR	Co-muni code	60-176
-----------------	---------------------	---------------	--------	---------------------	--------

Estimate Information

For an explanation of each aid payment listed below, review the additional information in this notice.

2025 Original Estimate	
1. County and municipal aid	\$310,206.65
2. Utility aid	\$0.00
3. Supplemental county and municipal aid	\$62,050.65
4. Expenditure restraint incentive program	\$180.52
5. Total Estimated 2025 Payments (sum of Lines 1-4)	\$372,437.82

Payment Information

Your local government will receive two distributions in 2025 :

- July 28, 2025: 15% of Line 1, 2, and 3 and 100% of Line 4 (*shown above*)
- November 17, 2025: balance of your 2025 aid payments

County and Municipal Aid

Under state law, the county and municipal aid paid to each county and municipality must be equal to the amount determined in 2012 (sec. 79.036, Wis. Stats.) and adjusted for fallen protective services insurance reimbursement (sec. 79.036(4), Wis. Stats.).

County and Municipal Aid Calculation	
1. Prior year county and municipal aid	\$303,254.21
2. Increase due to sales tax revenue, including adjustments (<i>district changes</i>)	\$6,974.85
3. Fallen protective services insurance adjustment	-\$22.41
4. Fallen protective services insurance reimbursement (<i>reported to DOR</i>)	\$0.00
5. Total County and Municipal Aid (sum of Lines 1-4)	\$310,206.65

Utility Aid

- Under state law, utility aid is distributed to each county and municipality where tax-exempt utility property is located (sec. 79.04, Wis. Stats.)
- Utility companies report utility property information to DOR annually
- DOR uses the provided information to accurately calculate utility aid (*shown below*)

Utility Aid Calculation	
1. Net book value, <i>as of December 31, 2024 (including expected additions/retirements)</i>	\$0.00
2. Total net book value payment	\$0.00
3. Minimum payment	\$0.00
4. Megawatt capacity	0.0
5. Megawatt capacity payment	\$0.00
6. Closed/decommissioned production plant (phased down) payment	\$0.00
7. Subtotal (<i>sum of Lines 2, 3, 5 and 6</i>)	\$0.00
8. Population cap	\$389,300.00
9. Adjusted subtotal (<i>lesser of Line 7 or Line 8</i>)	\$0.00
10. Adjacent site incentive payment	\$0.00
11. Baseload incentive payment	\$0.00
12. Co-generation incentive payment	\$0.00
13. Alternative energy incentive payment	\$0.00
14. Total incentive payments (<i>sum of Lines 10 through 13</i>)	\$0.00
15. Spent nuclear fuel payment	\$0.00
16. Total Utility Aid – this is the utility aid payment listed on the front of the estimate (<i>sum of Lines 9, 14 and 15</i>)	\$0.00

Supplemental County and Municipal Aid

- Under state law, supplemental county and municipal aid paid to each county and municipality is determined by 2023 Wisconsin Act 12 (sec. 79.037, Wis. Stats.)
- For detailed information, review [county and municipal aid spreadsheet](#)

Supplemental County and Municipal Aid Calculation	
1. Prior year supplemental county and municipal aid	\$60,655.57
2. Increase due to sales tax revenue including adjustments (<i>district changes</i>)	\$1,395.08
3. Total Supplemental County and Municipal Aid (<i>sum of Lines 1 and 2</i>)	\$62,050.65

Expenditure Restraint Incentive Program

- Only municipalities are eligible to receive Expenditure Restraint Incentive Program (ERIP) payments
- Under state law, in 2025, each municipality will receive a payment that is equal to the amount of the payment received by the municipality in 2024 (sec. 79.05(4), Wis. Stats., from 2023 WI Act 12 – notwithstanding subs. (2) and (3))

Contact Information

If you have questions, contact us at lgs@wisconsin.gov, (608) 266-8618 or (608) 261-5167.



State of Wisconsin • DEPARTMENT OF REVENUE

DIVISION OF STATE AND LOCAL FINANCE • BUREAU OF LOCAL GOVERNMENT SERVICES • 2135 RIMROCK RD MADISON, WI 53713

Mailing Address:
PO Box 8971 #6-97
Madison WI 53708-8971
Fax: (608) 264-6887
lgs@wisconsin.gov

September 13, 2024

JAN TISCHENDORF
VILLAGE OF STETSONVILLE
P O BOX 219, 105 N GERSHWIN ST
STETSONVILLE WI 54480-0219

Notice of Shared Revenue – 2025 Original Estimate

Notice Information

The Wisconsin Department of Revenue (DOR) is providing the **estimated** shared revenue amounts your local government will receive in 2025 under current state law for county and municipal aid, supplemental county and municipal aid, utility aid and the expenditure restraint incentive program. This does not include adjustments, shown on the July and November payment notices.

District	VILLAGE OF STETSONVILLE	County	TAYLOR	Co-muni code	60-181
-----------------	-------------------------	---------------	--------	---------------------	--------

Estimate Information

For an explanation of each aid payment listed below, review the additional information in this notice.

2025 Original Estimate	
1. County and municipal aid	\$119,533.84
2. Utility aid	\$0.00
3. Supplemental county and municipal aid	\$40,387.21
4. Expenditure restraint incentive program	\$0.00
5. Total Estimated 2025 Payments (sum of Lines 1-4)	\$159,921.05

Payment Information

Your local government will receive two distributions in 2025 :

- July 28, 2025: 15% of Line 1, 2, and 3 and 100% of Line 4 (*shown above*)
- November 17, 2025: balance of your 2025 aid payments

County and Municipal Aid

Under state law, the county and municipal aid paid to each county and municipality must be equal to the amount determined in 2012 (sec. 79.036, Wis. Stats.) and adjusted for fallen protective services insurance reimbursement (sec. 79.036(4), Wis. Stats.).

County and Municipal Aid Calculation	
1. Prior year county and municipal aid	\$116,854.82
2. Increase due to sales tax revenue, including adjustments (<i>district changes</i>)	\$2,687.66
3. Fallen protective services insurance adjustment	-\$8.64
4. Fallen protective services insurance reimbursement (<i>reported to DOR</i>)	\$0.00
5. Total County and Municipal Aid (sum of Lines 1-4)	\$119,533.84

Utility Aid

- Under state law, utility aid is distributed to each county and municipality where tax-exempt utility property is located (sec. 79.04, Wis. Stats.)
- Utility companies report utility property information to DOR annually
- DOR uses the provided information to accurately calculate utility aid (*shown below*)

Utility Aid Calculation	
1. Net book value, <i>as of December 31, 2024 (including expected additions/retirements)</i>	\$0.00
2. Total net book value payment	\$0.00
3. Minimum payment	\$0.00
4. Megawatt capacity	0.0
5. Megawatt capacity payment	\$0.00
6. Closed/decommissioned production plant (phased down) payment	\$0.00
7. Subtotal (<i>sum of Lines 2, 3, 5 and 6</i>)	\$0.00
8. Population cap	\$239,275.00
9. Adjusted subtotal (<i>lesser of Line 7 or Line 8</i>)	\$0.00
10. Adjacent site incentive payment	\$0.00
11. Baseload incentive payment	\$0.00
12. Co-generation incentive payment	\$0.00
13. Alternative energy incentive payment	\$0.00
14. Total incentive payments (<i>sum of Lines 10 through 13</i>)	\$0.00
15. Spent nuclear fuel payment	\$0.00
16. Total Utility Aid – this is the utility aid payment listed on the front of the estimate (<i>sum of Lines 9, 14 and 15</i>)	\$0.00

Supplemental County and Municipal Aid

- Under state law, supplemental county and municipal aid paid to each county and municipality is determined by 2023 Wisconsin Act 12 (sec. 79.037, Wis. Stats.)
- For detailed information, review [county and municipal aid spreadsheet](#)


Supplemental County and Municipal Aid Calculation	
1. Prior year supplemental county and municipal aid	\$39,479.19
2. Increase due to sales tax revenue including adjustments (<i>district changes</i>)	\$908.02
3. Total Supplemental County and Municipal Aid (<i>sum of Lines 1 and 2</i>)	\$40,387.21

Expenditure Restraint Incentive Program

- Only municipalities are eligible to receive Expenditure Restraint Incentive Program (ERIP) payments
- Under state law, in 2025, each municipality will receive a payment that is equal to the amount of the payment received by the municipality in 2024 (sec. 79.05(4), Wis. Stats., from 2023 WI Act 12 – notwithstanding subs. (2) and (3))

Contact Information

If you have questions, contact us at lgs@wisconsin.gov, (608) 266-8618 or (608) 261-5167.



State of Wisconsin • DEPARTMENT OF REVENUE

DIVISION OF STATE AND LOCAL FINANCE • BUREAU OF LOCAL GOVERNMENT SERVICES • 2135 RIMROCK RD MADISON, WI 53713

Mailing Address:
PO Box 8971 #6-97
Madison WI 53708-8971
Fax: (608) 264-6887
lgs@wisconsin.gov

September 13, 2024

ASHLEY LEMKE
CITY OF MEDFORD
639 S 2ND ST
MEDFORD WI 54451-2058

Notice of Shared Revenue – 2025 Original Estimate

Notice Information

The Wisconsin Department of Revenue (DOR) is providing the **estimated** shared revenue amounts your local government will receive in 2025 under current state law for county and municipal aid, supplemental county and municipal aid, utility aid and the expenditure restraint incentive program. This does not include adjustments, shown on the July and November payment notices.

District	CITY OF MEDFORD	County	TAYLOR	Co-muni code	60-251
-----------------	-----------------	---------------	--------	---------------------	--------

Estimate Information

For an explanation of each aid payment listed below, review the additional information in this notice.

2025 Original Estimate	
1. County and municipal aid	\$1,070,453.15
2. Utility aid	\$126.97
3. Supplemental county and municipal aid	\$214,122.80
4. Expenditure restraint incentive program	\$8,667.15
5. Total Estimated 2025 Payments (sum of Lines 1-4)	\$1,293,370.07

Payment Information

Your local government will receive two distributions in 2025 :

- July 28, 2025: 15% of Line 1, 2, and 3 and 100% of Line 4 (*shown above*)
- November 17, 2025: balance of your 2025 aid payments

County and Municipal Aid

Under state law, the county and municipal aid paid to each county and municipality must be equal to the amount determined in 2012 (sec. 79.036, Wis. Stats.) and adjusted for fallen protective services insurance reimbursement (sec. 79.036(4), Wis. Stats.).

County and Municipal Aid Calculation	
1. Prior year county and municipal aid	\$1,046,461.87
2. Increase due to sales tax revenue, including adjustments (<i>district changes</i>)	\$24,068.62
3. Fallen protective services insurance adjustment	-\$77.34
4. Fallen protective services insurance reimbursement (<i>reported to DOR</i>)	\$0.00
5. Total County and Municipal Aid (sum of Lines 1-4)	\$1,070,453.15

Utility Aid

- Under state law, utility aid is distributed to each county and municipality where tax-exempt utility property is located (sec. 79.04, Wis. Stats.)
- Utility companies report utility property information to DOR annually
- DOR uses the provided information to accurately calculate utility aid (*shown below*)

Utility Aid Calculation	
1. Net book value, <i>as of December 31, 2024 (including expected additions/retirements)</i>	\$21,162.00
2. Total net book value payment	\$126.97
3. Minimum payment	\$0.00
4. Megawatt capacity	0.0
5. Megawatt capacity payment	\$0.00
6. Closed/decommissioned production plant (phased down) payment	\$0.00
7. Subtotal (<i>sum of Lines 2, 3, 5 and 6</i>)	\$126.97
8. Population cap	\$1,950,325.00
9. Adjusted subtotal (<i>lesser of Line 7 or Line 8</i>)	\$126.97
10. Adjacent site incentive payment	\$0.00
11. Baseload incentive payment	\$0.00
12. Co-generation incentive payment	\$0.00
13. Alternative energy incentive payment	\$0.00
14. Total incentive payments (<i>sum of Lines 10 through 13</i>)	\$0.00
15. Spent nuclear fuel payment	\$0.00
16. Total Utility Aid – this is the utility aid payment listed on the front of the estimate (<i>sum of Lines 9, 14 and 15</i>)	\$126.97

Supplemental County and Municipal Aid

- Under state law, supplemental county and municipal aid paid to each county and municipality is determined by 2023 Wisconsin Act 12 (sec. 79.037, Wis. Stats.)
- For detailed information, review [county and municipal aid spreadsheet](#)

Supplemental County and Municipal Aid Calculation	
1. Prior year supplemental county and municipal aid	\$209,308.70
2. Increase due to sales tax revenue including adjustments (<i>district changes</i>)	\$4,814.10
3. Total Supplemental County and Municipal Aid (<i>sum of Lines 1 and 2</i>)	\$214,122.80

Expenditure Restraint Incentive Program

- Only municipalities are eligible to receive Expenditure Restraint Incentive Program (ERIP) payments
- Under state law, in 2025, each municipality will receive a payment that is equal to the amount of the payment received by the municipality in 2024 (sec. 79.05(4), Wis. Stats., from 2023 WI Act 12 – notwithstanding subs. (2) and (3))

Contact Information

If you have questions, contact us at lgs@wisconsin.gov, (608) 266-8618 or (608) 261-5167.



State of Wisconsin • DEPARTMENT OF REVENUE

DIVISION OF STATE AND LOCAL FINANCE • BUREAU OF LOCAL GOVERNMENT SERVICES • 2135 RIMROCK RD MADISON, WI 53713

Mailing Address:
PO Box 8971 #6-97
Madison WI 53708-8971
Fax: (608) 264-6887
lgs@wisconsin.gov

September 13, 2024

ANDRIA FARRAND
COUNTY OF TAYLOR
224 S 2ND ST
MEDFORD WI 54451-1811

Notice of Shared Revenue – 2025 Original Estimate

Notice Information

The Wisconsin Department of Revenue (DOR) is providing the **estimated** shared revenue amounts your local government will receive in 2025 under current state law for county and municipal aid, supplemental county and municipal aid, utility aid and the expenditure restraint incentive program. This does not include adjustments, shown on the July and November payment notices.

District	COUNTY OF TAYLOR	County	TAYLOR	Co-muni code	60-999
-----------------	------------------	---------------	--------	---------------------	--------

Estimate Information

For an explanation of each aid payment listed below, review the additional information in this notice.

2025 Original Estimate	
1. County and municipal aid	\$1,065,760.13
2. Utility aid	\$27,253.61
3. Supplemental county and municipal aid	\$708,913.91
4. Expenditure restraint incentive program	\$0.00
5. Total Estimated 2025 Payments (sum of Lines 1-4)	\$1,801,927.65

Payment Information

Your local government will receive two distributions in 2025 :

- July 28, 2025: 15% of Line 1, 2, and 3 and 100% of Line 4 (*shown above*)
- November 17, 2025: balance of your 2025 aid payments

County and Municipal Aid

Under state law, the county and municipal aid paid to each county and municipality must be equal to the amount determined in 2012 (sec. 79.036, Wis. Stats.) and adjusted for fallen protective services insurance reimbursement (sec. 79.036(4), Wis. Stats.).

County and Municipal Aid Calculation	
1. Prior year county and municipal aid	\$1,041,874.03
2. Increase due to sales tax revenue, including adjustments (<i>district changes</i>)	\$23,963.10
3. Fallen protective services insurance adjustment	-\$77.00
4. Fallen protective services insurance reimbursement (<i>reported to DOR</i>)	\$0.00
5. Total County and Municipal Aid (sum of Lines 1-4)	\$1,065,760.13

Utility Aid

- Under state law, utility aid is distributed to each county and municipality where tax-exempt utility property is located (sec. 79.04, Wis. Stats.)
- Utility companies report utility property information to DOR annually
- DOR uses the provided information to accurately calculate utility aid (*shown below*)

Utility Aid Calculation	
1. Net book value, <i>as of December 31, 2024 (including expected additions/retirements)</i>	\$4,552,850.00
2. Total net book value payment	\$27,253.61
3. Minimum payment	\$0.00
4. Megawatt capacity	0.0
5. Megawatt capacity payment	\$0.00
6. Closed/decommissioned production plant (phased down) payment	\$0.00
7. Subtotal (<i>sum of Lines 2, 3, 5 and 6</i>)	\$27,253.61
8. Population cap	\$2,529,875.00
9. Adjusted subtotal (<i>lesser of Line 7 or Line 8</i>)	\$27,253.61
10. Adjacent site incentive payment	\$0.00
11. Baseload incentive payment	\$0.00
12. Co-generation incentive payment	\$0.00
13. Alternative energy incentive payment	\$0.00
14. Total incentive payments (<i>sum of Lines 10 through 13</i>)	\$0.00
15. Spent nuclear fuel payment	\$0.00
16. Total Utility Aid – this is the utility aid payment listed on the front of the estimate <i>(sum of Lines 9, 14 and 15)</i>	\$27,253.61

Supplemental County and Municipal Aid

- Under state law, supplemental county and municipal aid paid to each county and municipality is determined by 2023 Wisconsin Act 12 (sec. 79.037, Wis. Stats.)
- For detailed information, review [county and municipal aid spreadsheet](#)

Supplemental County and Municipal Aid Calculation	
1. Prior year supplemental county and municipal aid	\$692,975.47
2. Increase due to sales tax revenue including adjustments (<i>district changes</i>)	\$15,938.44
3. Total Supplemental County and Municipal Aid (<i>sum of Lines 1 and 2</i>)	\$708,913.91

Expenditure Restraint Incentive Program

- Only municipalities are eligible to receive Expenditure Restraint Incentive Program (ERIP) payments
- Under state law, in 2025, each municipality will receive a payment that is equal to the amount of the payment received by the municipality in 2024 (sec. 79.05(4), Wis. Stats., from 2023 WI Act 12 – notwithstanding subs. (2) and (3))

Contact Information

If you have questions, contact us at lgs@wisconsin.gov, (608) 266-8618 or (608) 261-5167.



State of Wisconsin • DEPARTMENT OF REVENUE

DIVISION OF STATE AND LOCAL FINANCE • BUREAU OF LOCAL GOVERNMENT SERVICES • 2135 RIMROCK RD MADISON, WI 53713

Mailing Address:
PO Box 8971 #6-97
Madison WI 53708-8971
Fax: (608) 264-6887
lgs@wisconsin.gov

September 13, 2024

SHEREE NELSON
TOWN OF ALBION
N47213 ELLENBERGER LN
ELEVA WI 54738-8910

Notice of Shared Revenue – 2025 Original Estimate

Notice Information

The Wisconsin Department of Revenue (DOR) is providing the **estimated** shared revenue amounts your local government will receive in 2025 under current state law for county and municipal aid, supplemental county and municipal aid, utility aid and the expenditure restraint incentive program. This does not include adjustments, shown on the July and November payment notices.

District	TOWN OF ALBION	County	TREMPEALEAU	Co-muni code	61-002
-----------------	----------------	---------------	-------------	---------------------	--------

Estimate Information

For an explanation of each aid payment listed below, review the additional information in this notice.

2025 Original Estimate	
1. County and municipal aid	\$67,238.48
2. Utility aid	\$0.00
3. Supplemental county and municipal aid	\$42,655.78
4. Expenditure restraint incentive program	\$0.00
5. Total Estimated 2025 Payments (sum of Lines 1-4)	\$109,894.26

Payment Information

Your local government will receive two distributions in 2025 :

- July 28, 2025: 15% of Line 1, 2, and 3 and 100% of Line 4 (*shown above*)
- November 17, 2025: balance of your 2025 aid payments

County and Municipal Aid

Under state law, the county and municipal aid paid to each county and municipality must be equal to the amount determined in 2012 (sec. 79.036, Wis. Stats.) and adjusted for fallen protective services insurance reimbursement (sec. 79.036(4), Wis. Stats.).

County and Municipal Aid Calculation	
1. Prior year county and municipal aid	\$65,731.52
2. Increase due to sales tax revenue, including adjustments (<i>district changes</i>)	\$1,511.82
3. Fallen protective services insurance adjustment	-\$4.86
4. Fallen protective services insurance reimbursement (<i>reported to DOR</i>)	\$0.00
5. Total County and Municipal Aid (sum of Lines 1-4)	\$67,238.48

Utility Aid

- Under state law, utility aid is distributed to each county and municipality where tax-exempt utility property is located (sec. 79.04, Wis. Stats.)
- Utility companies report utility property information to DOR annually
- DOR uses the provided information to accurately calculate utility aid (*shown below*)

Utility Aid Calculation	
1. Net book value, <i>as of December 31, 2024 (including expected additions/retirements)</i>	\$0.00
2. Total net book value payment	\$0.00
3. Minimum payment	\$0.00
4. Megawatt capacity	0.0
5. Megawatt capacity payment	\$0.00
6. Closed/decommissioned production plant (phased down) payment	\$0.00
7. Subtotal (<i>sum of Lines 2, 3, 5 and 6</i>)	\$0.00
8. Population cap	\$288,150.00
9. Adjusted subtotal (<i>lesser of Line 7 or Line 8</i>)	\$0.00
10. Adjacent site incentive payment	\$0.00
11. Baseload incentive payment	\$0.00
12. Co-generation incentive payment	\$0.00
13. Alternative energy incentive payment	\$0.00
14. Total incentive payments (<i>sum of Lines 10 through 13</i>)	\$0.00
15. Spent nuclear fuel payment	\$0.00
16. Total Utility Aid – this is the utility aid payment listed on the front of the estimate (<i>sum of Lines 9, 14 and 15</i>)	\$0.00

Supplemental County and Municipal Aid

- Under state law, supplemental county and municipal aid paid to each county and municipality is determined by 2023 Wisconsin Act 12 (sec. 79.037, Wis. Stats.)
- For detailed information, review [county and municipal aid spreadsheet](#)

Supplemental County and Municipal Aid Calculation	
1. Prior year supplemental county and municipal aid	\$41,696.75
2. Increase due to sales tax revenue including adjustments (<i>district changes</i>)	\$959.03
3. Total Supplemental County and Municipal Aid (<i>sum of Lines 1 and 2</i>)	\$42,655.78

Expenditure Restraint Incentive Program

- Only municipalities are eligible to receive Expenditure Restraint Incentive Program (ERIP) payments
- Under state law, in 2025, each municipality will receive a payment that is equal to the amount of the payment received by the municipality in 2024 (sec. 79.05(4), Wis. Stats., from 2023 WI Act 12 – notwithstanding subs. (2) and (3))

Contact Information

If you have questions, contact us at lgs@wisconsin.gov, (608) 266-8618 or (608) 261-5167.



State of Wisconsin • DEPARTMENT OF REVENUE

DIVISION OF STATE AND LOCAL FINANCE • BUREAU OF LOCAL GOVERNMENT SERVICES • 2135 RIMROCK RD MADISON, WI 53713

Mailing Address:
PO Box 8971 #6-97
Madison WI 53708-8971
Fax: (608) 264-6887
lgs@wisconsin.gov

September 13, 2024

LYNN AXNESS
TOWN OF ARCADIA
N27896 SOPPA ROAD
ARCADIA WI 54612

Notice of Shared Revenue – 2025 Original Estimate

Notice Information

The Wisconsin Department of Revenue (DOR) is providing the **estimated** shared revenue amounts your local government will receive in 2025 under current state law for county and municipal aid, supplemental county and municipal aid, utility aid and the expenditure restraint incentive program. This does not include adjustments, shown on the July and November payment notices.

District	TOWN OF ARCADIA	County	TREMPEALEAU	Co-muni code	61-004
-----------------	-----------------	---------------	-------------	---------------------	--------

Estimate Information

For an explanation of each aid payment listed below, review the additional information in this notice.

2025 Original Estimate	
1. County and municipal aid	\$77,137.72
2. Utility aid	\$8,950.82
3. Supplemental county and municipal aid	\$59,932.71
4. Expenditure restraint incentive program	\$0.00
5. Total Estimated 2025 Payments (sum of Lines 1-4)	\$146,021.25

Payment Information

Your local government will receive two distributions in 2025 :

- July 28, 2025: 15% of Line 1, 2, and 3 and 100% of Line 4 (*shown above*)
- November 17, 2025: balance of your 2025 aid payments

County and Municipal Aid

Under state law, the county and municipal aid paid to each county and municipality must be equal to the amount determined in 2012 (sec. 79.036, Wis. Stats.) and adjusted for fallen protective services insurance reimbursement (sec. 79.036(4), Wis. Stats.).

County and Municipal Aid Calculation	
1. Prior year county and municipal aid	\$75,408.89
2. Increase due to sales tax revenue, including adjustments (<i>district changes</i>)	\$1,734.40
3. Fallen protective services insurance adjustment	-\$5.57
4. Fallen protective services insurance reimbursement (<i>reported to DOR</i>)	\$0.00
5. Total County and Municipal Aid (sum of Lines 1-4)	\$77,137.72

Utility Aid

- Under state law, utility aid is distributed to each county and municipality where tax-exempt utility property is located (sec. 79.04, Wis. Stats.)
- Utility companies report utility property information to DOR annually
- DOR uses the provided information to accurately calculate utility aid (*shown below*)

Utility Aid Calculation	
1. Net book value, <i>as of December 31, 2024 (including expected additions/retirements)</i>	\$2,983,608.00
2. Total net book value payment	\$8,950.82
3. Minimum payment	\$0.00
4. Megawatt capacity	0.0
5. Megawatt capacity payment	\$0.00
6. Closed/decommissioned production plant (phased down) payment	\$0.00
7. Subtotal (<i>sum of Lines 2, 3, 5 and 6</i>)	\$8,950.82
8. Population cap	\$719,525.00
9. Adjusted subtotal (<i>lesser of Line 7 or Line 8</i>)	\$8,950.82
10. Adjacent site incentive payment	\$0.00
11. Baseload incentive payment	\$0.00
12. Co-generation incentive payment	\$0.00
13. Alternative energy incentive payment	\$0.00
14. Total incentive payments (<i>sum of Lines 10 through 13</i>)	\$0.00
15. Spent nuclear fuel payment	\$0.00
16. Total Utility Aid – this is the utility aid payment listed on the front of the estimate (<i>sum of Lines 9, 14 and 15</i>)	\$8,950.82

Supplemental County and Municipal Aid

- Under state law, supplemental county and municipal aid paid to each county and municipality is determined by 2023 Wisconsin Act 12 (sec. 79.037, Wis. Stats.)
- For detailed information, review [county and municipal aid spreadsheet](#)

Supplemental County and Municipal Aid Calculation	
1. Prior year supplemental county and municipal aid	\$58,585.25
2. Increase due to sales tax revenue including adjustments (<i>district changes</i>)	\$1,347.46
3. Total Supplemental County and Municipal Aid (<i>sum of Lines 1 and 2</i>)	\$59,932.71

Expenditure Restraint Incentive Program

- Only municipalities are eligible to receive Expenditure Restraint Incentive Program (ERIP) payments
- Under state law, in 2025, each municipality will receive a payment that is equal to the amount of the payment received by the municipality in 2024 (sec. 79.05(4), Wis. Stats., from 2023 WI Act 12 – notwithstanding subs. (2) and (3))

Contact Information

If you have questions, contact us at lgs@wisconsin.gov, (608) 266-8618 or (608) 261-5167.



State of Wisconsin • DEPARTMENT OF REVENUE

DIVISION OF STATE AND LOCAL FINANCE • BUREAU OF LOCAL GOVERNMENT SERVICES • 2135 RIMROCK RD MADISON, WI 53713

Mailing Address:
PO Box 8971 #6-97
Madison WI 53708-8971
Fax: (608) 264-6887
lgs@wisconsin.gov

September 13, 2024

MELISSA KONO
TOWN OF BURNSIDE
W27464 COUNTY RD Q
INDEPENDENCE WI 54747-8068

Notice of Shared Revenue – 2025 Original Estimate

Notice Information

The Wisconsin Department of Revenue (DOR) is providing the **estimated** shared revenue amounts your local government will receive in 2025 under current state law for county and municipal aid, supplemental county and municipal aid, utility aid and the expenditure restraint incentive program. This does not include adjustments, shown on the July and November payment notices.

District	TOWN OF BURNSIDE	County	TREMPEALEAU	Co-muni code	61-006
-----------------	------------------	---------------	-------------	---------------------	--------

Estimate Information

For an explanation of each aid payment listed below, review the additional information in this notice.

2025 Original Estimate	
1. County and municipal aid	\$56,864.88
2. Utility aid	\$1,903.60
3. Supplemental county and municipal aid	\$39,544.99
4. Expenditure restraint incentive program	\$0.00
5. Total Estimated 2025 Payments (sum of Lines 1-4)	\$98,313.47

Payment Information

Your local government will receive two distributions in 2025 :

- July 28, 2025: 15% of Line 1, 2, and 3 and 100% of Line 4 (*shown above*)
- November 17, 2025: balance of your 2025 aid payments

County and Municipal Aid

Under state law, the county and municipal aid paid to each county and municipality must be equal to the amount determined in 2012 (sec. 79.036, Wis. Stats.) and adjusted for fallen protective services insurance reimbursement (sec. 79.036(4), Wis. Stats.).

County and Municipal Aid Calculation	
1. Prior year county and municipal aid	\$55,590.41
2. Increase due to sales tax revenue, including adjustments (<i>district changes</i>)	\$1,278.58
3. Fallen protective services insurance adjustment	-\$4.11
4. Fallen protective services insurance reimbursement (<i>reported to DOR</i>)	\$0.00
5. Total County and Municipal Aid (sum of Lines 1-4)	\$56,864.88

Utility Aid

- Under state law, utility aid is distributed to each county and municipality where tax-exempt utility property is located (sec. 79.04, Wis. Stats.)
- Utility companies report utility property information to DOR annually
- DOR uses the provided information to accurately calculate utility aid (*shown below*)

Utility Aid Calculation	
1. Net book value, <i>as of December 31, 2024 (including expected additions/retirements)</i>	\$634,534.00
2. Total net book value payment	\$1,903.60
3. Minimum payment	\$0.00
4. Megawatt capacity	0.0
5. Megawatt capacity payment	\$0.00
6. Closed/decommissioned production plant (phased down) payment	\$0.00
7. Subtotal (<i>sum of Lines 2, 3, 5 and 6</i>)	\$1,903.60
8. Population cap	\$218,450.00
9. Adjusted subtotal (<i>lesser of Line 7 or Line 8</i>)	\$1,903.60
10. Adjacent site incentive payment	\$0.00
11. Baseload incentive payment	\$0.00
12. Co-generation incentive payment	\$0.00
13. Alternative energy incentive payment	\$0.00
14. Total incentive payments (<i>sum of Lines 10 through 13</i>)	\$0.00
15. Spent nuclear fuel payment	\$0.00
16. Total Utility Aid – this is the utility aid payment listed on the front of the estimate (<i>sum of Lines 9, 14 and 15</i>)	\$1,903.60

Supplemental County and Municipal Aid

- Under state law, supplemental county and municipal aid paid to each county and municipality is determined by 2023 Wisconsin Act 12 (sec. 79.037, Wis. Stats.)
- For detailed information, review [county and municipal aid spreadsheet](#)

Supplemental County and Municipal Aid Calculation	
1. Prior year supplemental county and municipal aid	\$38,655.90
2. Increase due to sales tax revenue including adjustments (<i>district changes</i>)	\$889.09
3. Total Supplemental County and Municipal Aid (<i>sum of Lines 1 and 2</i>)	\$39,544.99

Expenditure Restraint Incentive Program

- Only municipalities are eligible to receive Expenditure Restraint Incentive Program (ERIP) payments
- Under state law, in 2025, each municipality will receive a payment that is equal to the amount of the payment received by the municipality in 2024 (sec. 79.05(4), Wis. Stats., from 2023 WI Act 12 – notwithstanding subs. (2) and (3))

Contact Information

If you have questions, contact us at lgs@wisconsin.gov, (608) 266-8618 or (608) 261-5167.



State of Wisconsin • DEPARTMENT OF REVENUE

DIVISION OF STATE AND LOCAL FINANCE • BUREAU OF LOCAL GOVERNMENT SERVICES • 2135 RIMROCK RD MADISON, WI 53713

Mailing Address:
PO Box 8971 #6-97
Madison WI 53708-8971
Fax: (608) 264-6887
lgs@wisconsin.gov

September 13, 2024

BLAISE STEGEMEYER
TOWN OF CALEDONIA
24047 9TH ST
TREMPEALEAU WI 54661

Notice of Shared Revenue – 2025 Original Estimate

Notice Information

The Wisconsin Department of Revenue (DOR) is providing the **estimated** shared revenue amounts your local government will receive in 2025 under current state law for county and municipal aid, supplemental county and municipal aid, utility aid and the expenditure restraint incentive program. This does not include adjustments, shown on the July and November payment notices.

District	TOWN OF CALEDONIA	County	TREMPEALEAU	Co-muni code	61-008
-----------------	-------------------	---------------	-------------	---------------------	--------

Estimate Information

For an explanation of each aid payment listed below, review the additional information in this notice.

2025 Original Estimate	
1. County and municipal aid	\$31,504.96
2. Utility aid	\$0.00
3. Supplemental county and municipal aid	\$46,727.95
4. Expenditure restraint incentive program	\$0.00
5. Total Estimated 2025 Payments (sum of Lines 1-4)	\$78,232.91

Payment Information

Your local government will receive two distributions in 2025 :

- July 28, 2025: 15% of Line 1, 2, and 3 and 100% of Line 4 (*shown above*)
- November 17, 2025: balance of your 2025 aid payments

County and Municipal Aid

Under state law, the county and municipal aid paid to each county and municipality must be equal to the amount determined in 2012 (sec. 79.036, Wis. Stats.) and adjusted for fallen protective services insurance reimbursement (sec. 79.036(4), Wis. Stats.).

County and Municipal Aid Calculation	
1. Prior year county and municipal aid	\$30,798.87
2. Increase due to sales tax revenue, including adjustments (<i>district changes</i>)	\$708.37
3. Fallen protective services insurance adjustment	-\$2.28
4. Fallen protective services insurance reimbursement (<i>reported to DOR</i>)	\$0.00
5. Total County and Municipal Aid (sum of Lines 1-4)	\$31,504.96

Utility Aid

- Under state law, utility aid is distributed to each county and municipality where tax-exempt utility property is located (sec. 79.04, Wis. Stats.)
- Utility companies report utility property information to DOR annually
- DOR uses the provided information to accurately calculate utility aid (*shown below*)

Utility Aid Calculation	
1. Net book value, <i>as of December 31, 2024 (including expected additions/retirements)</i>	\$0.00
2. Total net book value payment	\$0.00
3. Minimum payment	\$0.00
4. Megawatt capacity	0.0
5. Megawatt capacity payment	\$0.00
6. Closed/decommissioned production plant (phased down) payment	\$0.00
7. Subtotal (<i>sum of Lines 2, 3, 5 and 6</i>)	\$0.00
8. Population cap	\$395,250.00
9. Adjusted subtotal (<i>lesser of Line 7 or Line 8</i>)	\$0.00
10. Adjacent site incentive payment	\$0.00
11. Baseload incentive payment	\$0.00
12. Co-generation incentive payment	\$0.00
13. Alternative energy incentive payment	\$0.00
14. Total incentive payments (<i>sum of Lines 10 through 13</i>)	\$0.00
15. Spent nuclear fuel payment	\$0.00
16. Total Utility Aid – this is the utility aid payment listed on the front of the estimate (<i>sum of Lines 9, 14 and 15</i>)	\$0.00

Supplemental County and Municipal Aid

- Under state law, supplemental county and municipal aid paid to each county and municipality is determined by 2023 Wisconsin Act 12 (sec. 79.037, Wis. Stats.)
- For detailed information, review [county and municipal aid spreadsheet](#)

Supplemental County and Municipal Aid Calculation	
1. Prior year supplemental county and municipal aid	\$45,677.37
2. Increase due to sales tax revenue including adjustments (<i>district changes</i>)	\$1,050.58
3. Total Supplemental County and Municipal Aid (<i>sum of Lines 1 and 2</i>)	\$46,727.95

Expenditure Restraint Incentive Program

- Only municipalities are eligible to receive Expenditure Restraint Incentive Program (ERIP) payments
- Under state law, in 2025, each municipality will receive a payment that is equal to the amount of the payment received by the municipality in 2024 (sec. 79.05(4), Wis. Stats., from 2023 WI Act 12 – notwithstanding subs. (2) and (3))

Contact Information

If you have questions, contact us at lgs@wisconsin.gov, (608) 266-8618 or (608) 261-5167.



State of Wisconsin • DEPARTMENT OF REVENUE

DIVISION OF STATE AND LOCAL FINANCE • BUREAU OF LOCAL GOVERNMENT SERVICES • 2135 RIMROCK RD MADISON, WI 53713

Mailing Address:
PO Box 8971 #6-97
Madison WI 53708-8971
Fax: (608) 264-6887
lgs@wisconsin.gov

September 13, 2024

JACOB SOLFEST
TOWN OF CHIMNEY ROCK
N43178 STATE RD 93
STRUM WI 54770

Notice of Shared Revenue – 2025 Original Estimate

Notice Information

The Wisconsin Department of Revenue (DOR) is providing the **estimated** shared revenue amounts your local government will receive in 2025 under current state law for county and municipal aid, supplemental county and municipal aid, utility aid and the expenditure restraint incentive program. This does not include adjustments, shown on the July and November payment notices.

District	TOWN OF CHIMNEY ROCK	County	TREMPEALEAU	Co-muni code	61-010
-----------------	----------------------	---------------	-------------	---------------------	--------

Estimate Information

For an explanation of each aid payment listed below, review the additional information in this notice.

2025 Original Estimate	
1. County and municipal aid	\$26,164.21
2. Utility aid	\$0.00
3. Supplemental county and municipal aid	\$35,144.00
4. Expenditure restraint incentive program	\$0.00
5. Total Estimated 2025 Payments (sum of Lines 1-4)	\$61,308.21

Payment Information

Your local government will receive two distributions in 2025 :

- July 28, 2025: 15% of Line 1, 2, and 3 and 100% of Line 4 (*shown above*)
- November 17, 2025: balance of your 2025 aid payments

County and Municipal Aid

Under state law, the county and municipal aid paid to each county and municipality must be equal to the amount determined in 2012 (sec. 79.036, Wis. Stats.) and adjusted for fallen protective services insurance reimbursement (sec. 79.036(4), Wis. Stats.).

County and Municipal Aid Calculation	
1. Prior year county and municipal aid	\$25,577.81
2. Increase due to sales tax revenue, including adjustments (<i>district changes</i>)	\$588.29
3. Fallen protective services insurance adjustment	-\$1.89
4. Fallen protective services insurance reimbursement (<i>reported to DOR</i>)	\$0.00
5. Total County and Municipal Aid (sum of Lines 1-4)	\$26,164.21

Utility Aid

- Under state law, utility aid is distributed to each county and municipality where tax-exempt utility property is located (sec. 79.04, Wis. Stats.)
- Utility companies report utility property information to DOR annually
- DOR uses the provided information to accurately calculate utility aid (*shown below*)

Utility Aid Calculation	
1. Net book value, <i>as of December 31, 2024 (including expected additions/retirements)</i>	\$0.00
2. Total net book value payment	\$0.00
3. Minimum payment	\$0.00
4. Megawatt capacity	0.0
5. Megawatt capacity payment	\$0.00
6. Closed/decommissioned production plant (phased down) payment	\$0.00
7. Subtotal (<i>sum of Lines 2, 3, 5 and 6</i>)	\$0.00
8. Population cap	\$106,250.00
9. Adjusted subtotal (<i>lesser of Line 7 or Line 8</i>)	\$0.00
10. Adjacent site incentive payment	\$0.00
11. Baseload incentive payment	\$0.00
12. Co-generation incentive payment	\$0.00
13. Alternative energy incentive payment	\$0.00
14. Total incentive payments (<i>sum of Lines 10 through 13</i>)	\$0.00
15. Spent nuclear fuel payment	\$0.00
16. Total Utility Aid – this is the utility aid payment listed on the front of the estimate (<i>sum of Lines 9, 14 and 15</i>)	\$0.00

Supplemental County and Municipal Aid

- Under state law, supplemental county and municipal aid paid to each county and municipality is determined by 2023 Wisconsin Act 12 (sec. 79.037, Wis. Stats.)
- For detailed information, review [county and municipal aid spreadsheet](#)

Supplemental County and Municipal Aid Calculation	
1. Prior year supplemental county and municipal aid	\$34,353.86
2. Increase due to sales tax revenue including adjustments (<i>district changes</i>)	\$790.14
3. Total Supplemental County and Municipal Aid (<i>sum of Lines 1 and 2</i>)	\$35,144.00

Expenditure Restraint Incentive Program

- Only municipalities are eligible to receive Expenditure Restraint Incentive Program (ERIP) payments
- Under state law, in 2025, each municipality will receive a payment that is equal to the amount of the payment received by the municipality in 2024 (sec. 79.05(4), Wis. Stats., from 2023 WI Act 12 – notwithstanding subs. (2) and (3))

Contact Information

If you have questions, contact us at lgs@wisconsin.gov, (608) 266-8618 or (608) 261-5167.



State of Wisconsin • DEPARTMENT OF REVENUE

DIVISION OF STATE AND LOCAL FINANCE • BUREAU OF LOCAL GOVERNMENT SERVICES • 2135 RIMROCK RD MADISON, WI 53713

Mailing Address:
PO Box 8971 #6-97
Madison WI 53708-8971
Fax: (608) 264-6887
lgs@wisconsin.gov

September 13, 2024

KARA WENER
TOWN OF DODGE
W27919 WHISTLE PASS RD
TREMPEALEAU WI 54661

Notice of Shared Revenue – 2025 Original Estimate

Notice Information

The Wisconsin Department of Revenue (DOR) is providing the **estimated** shared revenue amounts your local government will receive in 2025 under current state law for county and municipal aid, supplemental county and municipal aid, utility aid and the expenditure restraint incentive program. This does not include adjustments, shown on the July and November payment notices.

District	TOWN OF DODGE	County	TREMPEALEAU	Co-muni code	61-012
-----------------	---------------	---------------	-------------	---------------------	--------

Estimate Information

For an explanation of each aid payment listed below, review the additional information in this notice.

2025 Original Estimate	
1. County and municipal aid	\$47,914.59
2. Utility aid	\$0.00
3. Supplemental county and municipal aid	\$37,516.58
4. Expenditure restraint incentive program	\$0.00
5. Total Estimated 2025 Payments (sum of Lines 1-4)	\$85,431.17

Payment Information

Your local government will receive two distributions in 2025 :

- July 28, 2025: 15% of Line 1, 2, and 3 and 100% of Line 4 (*shown above*)
- November 17, 2025: balance of your 2025 aid payments

County and Municipal Aid

Under state law, the county and municipal aid paid to each county and municipality must be equal to the amount determined in 2012 (sec. 79.036, Wis. Stats.) and adjusted for fallen protective services insurance reimbursement (sec. 79.036(4), Wis. Stats.).

County and Municipal Aid Calculation	
1. Prior year county and municipal aid	\$46,840.71
2. Increase due to sales tax revenue, including adjustments (<i>district changes</i>)	\$1,077.34
3. Fallen protective services insurance adjustment	-\$3.46
4. Fallen protective services insurance reimbursement (<i>reported to DOR</i>)	\$0.00
5. Total County and Municipal Aid (sum of Lines 1-4)	\$47,914.59

Utility Aid

- Under state law, utility aid is distributed to each county and municipality where tax-exempt utility property is located (sec. 79.04, Wis. Stats.)
- Utility companies report utility property information to DOR annually
- DOR uses the provided information to accurately calculate utility aid (*shown below*)

Utility Aid Calculation	
1. Net book value, <i>as of December 31, 2024 (including expected additions/retirements)</i>	\$0.00
2. Total net book value payment	\$0.00
3. Minimum payment	\$0.00
4. Megawatt capacity	0.0
5. Megawatt capacity payment	\$0.00
6. Closed/decommissioned production plant (phased down) payment	\$0.00
7. Subtotal (<i>sum of Lines 2, 3, 5 and 6</i>)	\$0.00
8. Population cap	\$166,600.00
9. Adjusted subtotal (<i>lesser of Line 7 or Line 8</i>)	\$0.00
10. Adjacent site incentive payment	\$0.00
11. Baseload incentive payment	\$0.00
12. Co-generation incentive payment	\$0.00
13. Alternative energy incentive payment	\$0.00
14. Total incentive payments (<i>sum of Lines 10 through 13</i>)	\$0.00
15. Spent nuclear fuel payment	\$0.00
16. Total Utility Aid – this is the utility aid payment listed on the front of the estimate (<i>sum of Lines 9, 14 and 15</i>)	\$0.00

Supplemental County and Municipal Aid

- Under state law, supplemental county and municipal aid paid to each county and municipality is determined by 2023 Wisconsin Act 12 (sec. 79.037, Wis. Stats.)
- For detailed information, review [county and municipal aid spreadsheet](#)

Supplemental County and Municipal Aid Calculation	
1. Prior year supplemental county and municipal aid	\$36,673.10
2. Increase due to sales tax revenue including adjustments (<i>district changes</i>)	\$843.48
3. Total Supplemental County and Municipal Aid (<i>sum of Lines 1 and 2</i>)	\$37,516.58

Expenditure Restraint Incentive Program

- Only municipalities are eligible to receive Expenditure Restraint Incentive Program (ERIP) payments
- Under state law, in 2025, each municipality will receive a payment that is equal to the amount of the payment received by the municipality in 2024 (sec. 79.05(4), Wis. Stats., from 2023 WI Act 12 – notwithstanding subs. (2) and (3))

Contact Information

If you have questions, contact us at lgs@wisconsin.gov, (608) 266-8618 or (608) 261-5167.



State of Wisconsin • DEPARTMENT OF REVENUE

DIVISION OF STATE AND LOCAL FINANCE • BUREAU OF LOCAL GOVERNMENT SERVICES • 2135 RIMROCK RD MADISON, WI 53713

Mailing Address:
PO Box 8971 #6-97
Madison WI 53708-8971
Fax: (608) 264-6887
lgs@wisconsin.gov

September 13, 2024

KARA NOREN
TOWN OF ETRICK
PO BOX 52
ETTRICK WI 54627-0052

Notice of Shared Revenue – 2025 Original Estimate

Notice Information

The Wisconsin Department of Revenue (DOR) is providing the **estimated** shared revenue amounts your local government will receive in 2025 under current state law for county and municipal aid, supplemental county and municipal aid, utility aid and the expenditure restraint incentive program. This does not include adjustments, shown on the July and November payment notices.

District	TOWN OF ETRICK	County	TREMPEALEAU	Co-muni code	61-014
-----------------	----------------	---------------	-------------	---------------------	--------

Estimate Information

For an explanation of each aid payment listed below, review the additional information in this notice.

2025 Original Estimate	
1. County and municipal aid	\$67,010.11
2. Utility aid	\$1,092.46
3. Supplemental county and municipal aid	\$52,791.01
4. Expenditure restraint incentive program	\$0.00
5. Total Estimated 2025 Payments (sum of Lines 1-4)	\$120,893.58

Payment Information

Your local government will receive two distributions in 2025 :

- July 28, 2025: 15% of Line 1, 2, and 3 and 100% of Line 4 (*shown above*)
- November 17, 2025: balance of your 2025 aid payments

County and Municipal Aid

Under state law, the county and municipal aid paid to each county and municipality must be equal to the amount determined in 2012 (sec. 79.036, Wis. Stats.) and adjusted for fallen protective services insurance reimbursement (sec. 79.036(4), Wis. Stats.).

County and Municipal Aid Calculation	
1. Prior year county and municipal aid	\$65,508.26
2. Increase due to sales tax revenue, including adjustments (<i>district changes</i>)	\$1,506.69
3. Fallen protective services insurance adjustment	-\$4.84
4. Fallen protective services insurance reimbursement (<i>reported to DOR</i>)	\$0.00
5. Total County and Municipal Aid (sum of Lines 1-4)	\$67,010.11

Utility Aid

- Under state law, utility aid is distributed to each county and municipality where tax-exempt utility property is located (sec. 79.04, Wis. Stats.)
- Utility companies report utility property information to DOR annually
- DOR uses the provided information to accurately calculate utility aid (*shown below*)

Utility Aid Calculation	
1. Net book value, <i>as of December 31, 2024 (including expected additions/retirements)</i>	\$364,153.00
2. Total net book value payment	\$1,092.46
3. Minimum payment	\$0.00
4. Megawatt capacity	0.0
5. Megawatt capacity payment	\$0.00
6. Closed/decommissioned production plant (phased down) payment	\$0.00
7. Subtotal (<i>sum of Lines 2, 3, 5 and 6</i>)	\$1,092.46
8. Population cap	\$543,150.00
9. Adjusted subtotal (<i>lesser of Line 7 or Line 8</i>)	\$1,092.46
10. Adjacent site incentive payment	\$0.00
11. Baseload incentive payment	\$0.00
12. Co-generation incentive payment	\$0.00
13. Alternative energy incentive payment	\$0.00
14. Total incentive payments (<i>sum of Lines 10 through 13</i>)	\$0.00
15. Spent nuclear fuel payment	\$0.00
16. Total Utility Aid – this is the utility aid payment listed on the front of the estimate (<i>sum of Lines 9, 14 and 15</i>)	\$1,092.46

Supplemental County and Municipal Aid

- Under state law, supplemental county and municipal aid paid to each county and municipality is determined by 2023 Wisconsin Act 12 (sec. 79.037, Wis. Stats.)
- For detailed information, review [county and municipal aid spreadsheet](#)

Supplemental County and Municipal Aid Calculation	
1. Prior year supplemental county and municipal aid	\$51,604.12
2. Increase due to sales tax revenue including adjustments (<i>district changes</i>)	\$1,186.89
3. Total Supplemental County and Municipal Aid (<i>sum of Lines 1 and 2</i>)	\$52,791.01

Expenditure Restraint Incentive Program

- Only municipalities are eligible to receive Expenditure Restraint Incentive Program (ERIP) payments
- Under state law, in 2025, each municipality will receive a payment that is equal to the amount of the payment received by the municipality in 2024 (sec. 79.05(4), Wis. Stats., from 2023 WI Act 12 – notwithstanding subs. (2) and (3))

Contact Information

If you have questions, contact us at lgs@wisconsin.gov, (608) 266-8618 or (608) 261-5167.



State of Wisconsin • DEPARTMENT OF REVENUE

DIVISION OF STATE AND LOCAL FINANCE • BUREAU OF LOCAL GOVERNMENT SERVICES • 2135 RIMROCK RD MADISON, WI 53713

Mailing Address:
PO Box 8971 #6-97
Madison WI 53708-8971
Fax: (608) 264-6887
lgs@wisconsin.gov

September 13, 2024

SUE HENDERSON
TOWN OF GALE
N18700 TRIM RD
GALESVILLE WI 54630-8276

Notice of Shared Revenue – 2025 Original Estimate

Notice Information

The Wisconsin Department of Revenue (DOR) is providing the **estimated** shared revenue amounts your local government will receive in 2025 under current state law for county and municipal aid, supplemental county and municipal aid, utility aid and the expenditure restraint incentive program. This does not include adjustments, shown on the July and November payment notices.

District	TOWN OF GALE	County	TREMPEALEAU	Co-muni code	61-016
-----------------	--------------	---------------	-------------	---------------------	--------

Estimate Information

For an explanation of each aid payment listed below, review the additional information in this notice.

2025 Original Estimate	
1. County and municipal aid	\$113,885.34
2. Utility aid	\$2,832.38
3. Supplemental county and municipal aid	\$60,275.97
4. Expenditure restraint incentive program	\$0.00
5. Total Estimated 2025 Payments (sum of Lines 1-4)	\$176,993.69

Payment Information

Your local government will receive two distributions in 2025 :

- July 28, 2025: 15% of Line 1, 2, and 3 and 100% of Line 4 (*shown above*)
- November 17, 2025: balance of your 2025 aid payments

County and Municipal Aid

Under state law, the county and municipal aid paid to each county and municipality must be equal to the amount determined in 2012 (sec. 79.036, Wis. Stats.) and adjusted for fallen protective services insurance reimbursement (sec. 79.036(4), Wis. Stats.).

County and Municipal Aid Calculation	
1. Prior year county and municipal aid	\$111,332.91
2. Increase due to sales tax revenue, including adjustments (<i>district changes</i>)	\$2,560.66
3. Fallen protective services insurance adjustment	-\$8.23
4. Fallen protective services insurance reimbursement (<i>reported to DOR</i>)	\$0.00
5. Total County and Municipal Aid (sum of Lines 1-4)	\$113,885.34

Utility Aid

- Under state law, utility aid is distributed to each county and municipality where tax-exempt utility property is located (sec. 79.04, Wis. Stats.)
- Utility companies report utility property information to DOR annually
- DOR uses the provided information to accurately calculate utility aid (*shown below*)

Utility Aid Calculation	
1. Net book value, <i>as of December 31, 2024 (including expected additions/retirements)</i>	\$944,127.00
2. Total net book value payment	\$2,832.38
3. Minimum payment	\$0.00
4. Megawatt capacity	0.0
5. Megawatt capacity payment	\$0.00
6. Closed/decommissioned production plant (phased down) payment	\$0.00
7. Subtotal (<i>sum of Lines 2, 3, 5 and 6</i>)	\$2,832.38
8. Population cap	\$731,850.00
9. Adjusted subtotal (<i>lesser of Line 7 or Line 8</i>)	\$2,832.38
10. Adjacent site incentive payment	\$0.00
11. Baseload incentive payment	\$0.00
12. Co-generation incentive payment	\$0.00
13. Alternative energy incentive payment	\$0.00
14. Total incentive payments (<i>sum of Lines 10 through 13</i>)	\$0.00
15. Spent nuclear fuel payment	\$0.00
16. Total Utility Aid – this is the utility aid payment listed on the front of the estimate <i>(sum of Lines 9, 14 and 15)</i>	\$2,832.38

Supplemental County and Municipal Aid

- Under state law, supplemental county and municipal aid paid to each county and municipality is determined by 2023 Wisconsin Act 12 (sec. 79.037, Wis. Stats.)
- For detailed information, review [county and municipal aid spreadsheet](#)

Supplemental County and Municipal Aid Calculation	
1. Prior year supplemental county and municipal aid	\$58,920.79
2. Increase due to sales tax revenue including adjustments (<i>district changes</i>)	\$1,355.18
3. Total Supplemental County and Municipal Aid (<i>sum of Lines 1 and 2</i>)	\$60,275.97

Expenditure Restraint Incentive Program

- Only municipalities are eligible to receive Expenditure Restraint Incentive Program (ERIP) payments
- Under state law, in 2025, each municipality will receive a payment that is equal to the amount of the payment received by the municipality in 2024 (sec. 79.05(4), Wis. Stats., from 2023 WI Act 12 – notwithstanding subs. (2) and (3))

Contact Information

If you have questions, contact us at lgs@wisconsin.gov, (608) 266-8618 or (608) 261-5167.



State of Wisconsin • DEPARTMENT OF REVENUE

DIVISION OF STATE AND LOCAL FINANCE • BUREAU OF LOCAL GOVERNMENT SERVICES • 2135 RIMROCK RD MADISON, WI 53713

Mailing Address:
PO Box 8971 #6-97
Madison WI 53708-8971
Fax: (608) 264-6887
lgs@wisconsin.gov

September 13, 2024

DONALD HALVORSON
TOWN OF HALE
N42111 CTY RD O
WHITEHALL WI 54773-0266

Notice of Shared Revenue – 2025 Original Estimate

Notice Information

The Wisconsin Department of Revenue (DOR) is providing the **estimated** shared revenue amounts your local government will receive in 2025 under current state law for county and municipal aid, supplemental county and municipal aid, utility aid and the expenditure restraint incentive program. This does not include adjustments, shown on the July and November payment notices.

District	TOWN OF HALE	County	TREMPEALEAU	Co-muni code	61-018
-----------------	--------------	---------------	-------------	---------------------	--------

Estimate Information

For an explanation of each aid payment listed below, review the additional information in this notice.

2025 Original Estimate	
1. County and municipal aid	\$69,199.81
2. Utility aid	\$123.91
3. Supplemental county and municipal aid	\$49,047.00
4. Expenditure restraint incentive program	\$0.00
5. Total Estimated 2025 Payments (sum of Lines 1-4)	\$118,370.72

Payment Information

Your local government will receive two distributions in 2025 :

- July 28, 2025: 15% of Line 1, 2, and 3 and 100% of Line 4 (*shown above*)
- November 17, 2025: balance of your 2025 aid payments

County and Municipal Aid

Under state law, the county and municipal aid paid to each county and municipality must be equal to the amount determined in 2012 (sec. 79.036, Wis. Stats.) and adjusted for fallen protective services insurance reimbursement (sec. 79.036(4), Wis. Stats.).

County and Municipal Aid Calculation	
1. Prior year county and municipal aid	\$67,648.89
2. Increase due to sales tax revenue, including adjustments (<i>district changes</i>)	\$1,555.92
3. Fallen protective services insurance adjustment	-\$5.00
4. Fallen protective services insurance reimbursement (<i>reported to DOR</i>)	\$0.00
5. Total County and Municipal Aid (sum of Lines 1-4)	\$69,199.81

Utility Aid

- Under state law, utility aid is distributed to each county and municipality where tax-exempt utility property is located (sec. 79.04, Wis. Stats.)
- Utility companies report utility property information to DOR annually
- DOR uses the provided information to accurately calculate utility aid (*shown below*)

Utility Aid Calculation	
1. Net book value, <i>as of December 31, 2024 (including expected additions/retirements)</i>	\$41,304.00
2. Total net book value payment	\$123.91
3. Minimum payment	\$0.00
4. Megawatt capacity	0.0
5. Megawatt capacity payment	\$0.00
6. Closed/decommissioned production plant (phased down) payment	\$0.00
7. Subtotal (<i>sum of Lines 2, 3, 5 and 6</i>)	\$123.91
8. Population cap	\$455,600.00
9. Adjusted subtotal (<i>lesser of Line 7 or Line 8</i>)	\$123.91
10. Adjacent site incentive payment	\$0.00
11. Baseload incentive payment	\$0.00
12. Co-generation incentive payment	\$0.00
13. Alternative energy incentive payment	\$0.00
14. Total incentive payments (<i>sum of Lines 10 through 13</i>)	\$0.00
15. Spent nuclear fuel payment	\$0.00
16. Total Utility Aid – this is the utility aid payment listed on the front of the estimate (<i>sum of Lines 9, 14 and 15</i>)	\$123.91

Supplemental County and Municipal Aid

- Under state law, supplemental county and municipal aid paid to each county and municipality is determined by 2023 Wisconsin Act 12 (sec. 79.037, Wis. Stats.)
- For detailed information, review [county and municipal aid spreadsheet](#)

Supplemental County and Municipal Aid Calculation	
1. Prior year supplemental county and municipal aid	\$47,944.28
2. Increase due to sales tax revenue including adjustments (<i>district changes</i>)	\$1,102.72
3. Total Supplemental County and Municipal Aid (<i>sum of Lines 1 and 2</i>)	\$49,047.00

Expenditure Restraint Incentive Program

- Only municipalities are eligible to receive Expenditure Restraint Incentive Program (ERIP) payments
- Under state law, in 2025, each municipality will receive a payment that is equal to the amount of the payment received by the municipality in 2024 (sec. 79.05(4), Wis. Stats., from 2023 WI Act 12 – notwithstanding subs. (2) and (3))

Contact Information

If you have questions, contact us at lgs@wisconsin.gov, (608) 266-8618 or (608) 261-5167.



State of Wisconsin • DEPARTMENT OF REVENUE

DIVISION OF STATE AND LOCAL FINANCE • BUREAU OF LOCAL GOVERNMENT SERVICES • 2135 RIMROCK RD MADISON, WI 53713

Mailing Address:
PO Box 8971 #6-97
Madison WI 53708-8971
Fax: (608) 264-6887
lgs@wisconsin.gov

September 13, 2024

SHARON SOSALLA
TOWN OF LINCOLN
W20944 SOSALLA HILL RD
WHITEHALL WI 54773-9829

Notice of Shared Revenue – 2025 Original Estimate

Notice Information

The Wisconsin Department of Revenue (DOR) is providing the **estimated** shared revenue amounts your local government will receive in 2025 under current state law for county and municipal aid, supplemental county and municipal aid, utility aid and the expenditure restraint incentive program. This does not include adjustments, shown on the July and November payment notices.

District	TOWN OF LINCOLN	County	TREMPEALEAU	Co-muni code	61-020
-----------------	-----------------	---------------	-------------	---------------------	--------

Estimate Information

For an explanation of each aid payment listed below, review the additional information in this notice.

2025 Original Estimate	
1. County and municipal aid	\$103,046.75
2. Utility aid	\$1,128.69
3. Supplemental county and municipal aid	\$44,030.48
4. Expenditure restraint incentive program	\$0.00
5. Total Estimated 2025 Payments (sum of Lines 1-4)	\$148,205.92

Payment Information

Your local government will receive two distributions in 2025 :

- July 28, 2025: 15% of Line 1, 2, and 3 and 100% of Line 4 (*shown above*)
- November 17, 2025: balance of your 2025 aid payments

County and Municipal Aid

Under state law, the county and municipal aid paid to each county and municipality must be equal to the amount determined in 2012 (sec. 79.036, Wis. Stats.) and adjusted for fallen protective services insurance reimbursement (sec. 79.036(4), Wis. Stats.).

County and Municipal Aid Calculation	
1. Prior year county and municipal aid	\$100,737.23
2. Increase due to sales tax revenue, including adjustments (<i>district changes</i>)	\$2,316.96
3. Fallen protective services insurance adjustment	-\$7.44
4. Fallen protective services insurance reimbursement (<i>reported to DOR</i>)	\$0.00
5. Total County and Municipal Aid (sum of Lines 1-4)	\$103,046.75

Utility Aid

- Under state law, utility aid is distributed to each county and municipality where tax-exempt utility property is located (sec. 79.04, Wis. Stats.)
- Utility companies report utility property information to DOR annually
- DOR uses the provided information to accurately calculate utility aid (*shown below*)

Utility Aid Calculation	
1. Net book value, as of December 31, 2024 (including expected additions/retirements)	\$376,229.00
2. Total net book value payment	\$1,128.69
3. Minimum payment	\$0.00
4. Megawatt capacity	0.0
5. Megawatt capacity payment	\$0.00
6. Closed/decommissioned production plant (phased down) payment	\$0.00
7. Subtotal (sum of Lines 2, 3, 5 and 6)	\$1,128.69
8. Population cap	\$333,625.00
9. Adjusted subtotal (lesser of Line 7 or Line 8)	\$1,128.69
10. Adjacent site incentive payment	\$0.00
11. Baseload incentive payment	\$0.00
12. Co-generation incentive payment	\$0.00
13. Alternative energy incentive payment	\$0.00
14. Total incentive payments (sum of Lines 10 through 13)	\$0.00
15. Spent nuclear fuel payment	\$0.00
16. Total Utility Aid – this is the utility aid payment listed on the front of the estimate (sum of Lines 9, 14 and 15)	\$1,128.69

Supplemental County and Municipal Aid

- Under state law, supplemental county and municipal aid paid to each county and municipality is determined by 2023 Wisconsin Act 12 (sec. 79.037, Wis. Stats.)
- For detailed information, review [county and municipal aid spreadsheet](#)

Supplemental County and Municipal Aid Calculation	
1. Prior year supplemental county and municipal aid	\$43,040.55
2. Increase due to sales tax revenue including adjustments (district changes)	\$989.93
3. Total Supplemental County and Municipal Aid (sum of Lines 1 and 2)	\$44,030.48

Expenditure Restraint Incentive Program

- Only municipalities are eligible to receive Expenditure Restraint Incentive Program (ERIP) payments
- Under state law, in 2025, each municipality will receive a payment that is equal to the amount of the payment received by the municipality in 2024 (sec. 79.05(4), Wis. Stats., from 2023 WI Act 12 – notwithstanding subs. (2) and (3))

Contact Information

If you have questions, contact us at lgs@wisconsin.gov, (608) 266-8618 or (608) 261-5167.



State of Wisconsin • DEPARTMENT OF REVENUE

DIVISION OF STATE AND LOCAL FINANCE • BUREAU OF LOCAL GOVERNMENT SERVICES • 2135 RIMROCK RD MADISON, WI 53713

Mailing Address:
PO Box 8971 #6-97
Madison WI 53708-8971
Fax: (608) 264-6887
lgs@wisconsin.gov

September 13, 2024

JOHN BAUTCH
TOWN OF PIGEON
N39631 FULLER COULEE RD
WHITEHALL WI 54773-2000

Notice of Shared Revenue – 2025 Original Estimate

Notice Information

The Wisconsin Department of Revenue (DOR) is providing the **estimated** shared revenue amounts your local government will receive in 2025 under current state law for county and municipal aid, supplemental county and municipal aid, utility aid and the expenditure restraint incentive program. This does not include adjustments, shown on the July and November payment notices.

District	TOWN OF PIGEON	County	TREMPEALEAU	Co-muni code	61-022
-----------------	----------------	---------------	-------------	---------------------	--------

Estimate Information

For an explanation of each aid payment listed below, review the additional information in this notice.

2025 Original Estimate	
1. County and municipal aid	\$75,274.81
2. Utility aid	\$145.51
3. Supplemental county and municipal aid	\$48,308.38
4. Expenditure restraint incentive program	\$0.00
5. Total Estimated 2025 Payments (sum of Lines 1-4)	\$123,728.70

Payment Information

Your local government will receive two distributions in 2025 :

- July 28, 2025: 15% of Line 1, 2, and 3 and 100% of Line 4 (*shown above*)
- November 17, 2025: balance of your 2025 aid payments

County and Municipal Aid

Under state law, the county and municipal aid paid to each county and municipality must be equal to the amount determined in 2012 (sec. 79.036, Wis. Stats.) and adjusted for fallen protective services insurance reimbursement (sec. 79.036(4), Wis. Stats.).

County and Municipal Aid Calculation	
1. Prior year county and municipal aid	\$73,587.73
2. Increase due to sales tax revenue, including adjustments (<i>district changes</i>)	\$1,692.52
3. Fallen protective services insurance adjustment	-\$5.44
4. Fallen protective services insurance reimbursement (<i>reported to DOR</i>)	\$0.00
5. Total County and Municipal Aid (sum of Lines 1-4)	\$75,274.81

Utility Aid

- Under state law, utility aid is distributed to each county and municipality where tax-exempt utility property is located (sec. 79.04, Wis. Stats.)
- Utility companies report utility property information to DOR annually
- DOR uses the provided information to accurately calculate utility aid (*shown below*)

Utility Aid Calculation	
1. Net book value, <i>as of December 31, 2024 (including expected additions/retirements)</i>	\$48,504.00
2. Total net book value payment	\$145.51
3. Minimum payment	\$0.00
4. Megawatt capacity	0.0
5. Megawatt capacity payment	\$0.00
6. Closed/decommissioned production plant (phased down) payment	\$0.00
7. Subtotal (<i>sum of Lines 2, 3, 5 and 6</i>)	\$145.51
8. Population cap	\$439,875.00
9. Adjusted subtotal (<i>lesser of Line 7 or Line 8</i>)	\$145.51
10. Adjacent site incentive payment	\$0.00
11. Baseload incentive payment	\$0.00
12. Co-generation incentive payment	\$0.00
13. Alternative energy incentive payment	\$0.00
14. Total incentive payments (<i>sum of Lines 10 through 13</i>)	\$0.00
15. Spent nuclear fuel payment	\$0.00
16. Total Utility Aid – this is the utility aid payment listed on the front of the estimate (<i>sum of Lines 9, 14 and 15</i>)	\$145.51

Supplemental County and Municipal Aid

- Under state law, supplemental county and municipal aid paid to each county and municipality is determined by 2023 Wisconsin Act 12 (sec. 79.037, Wis. Stats.)
- For detailed information, review [county and municipal aid spreadsheet](#)

Supplemental County and Municipal Aid Calculation	
1. Prior year supplemental county and municipal aid	\$47,222.27
2. Increase due to sales tax revenue including adjustments (<i>district changes</i>)	\$1,086.11
3. Total Supplemental County and Municipal Aid (<i>sum of Lines 1 and 2</i>)	\$48,308.38

Expenditure Restraint Incentive Program

- Only municipalities are eligible to receive Expenditure Restraint Incentive Program (ERIP) payments
- Under state law, in 2025, each municipality will receive a payment that is equal to the amount of the payment received by the municipality in 2024 (sec. 79.05(4), Wis. Stats., from 2023 WI Act 12 – notwithstanding subs. (2) and (3))

Contact Information

If you have questions, contact us at lgs@wisconsin.gov, (608) 266-8618 or (608) 261-5167.



State of Wisconsin • DEPARTMENT OF REVENUE

DIVISION OF STATE AND LOCAL FINANCE • BUREAU OF LOCAL GOVERNMENT SERVICES • 2135 RIMROCK RD MADISON, WI 53713

Mailing Address:
PO Box 8971 #6-97
Madison WI 53708-8971
Fax: (608) 264-6887
lgs@wisconsin.gov

September 13, 2024

CATHY NELSON
TOWN OF PRESTON
1102 E BROADWAY ST
BLAIR WI 54616

Notice of Shared Revenue – 2025 Original Estimate

Notice Information

The Wisconsin Department of Revenue (DOR) is providing the **estimated** shared revenue amounts your local government will receive in 2025 under current state law for county and municipal aid, supplemental county and municipal aid, utility aid and the expenditure restraint incentive program. This does not include adjustments, shown on the July and November payment notices.

District	TOWN OF PRESTON	County	TREMPEALEAU	Co-muni code	61-024
-----------------	-----------------	---------------	-------------	---------------------	--------

Estimate Information

For an explanation of each aid payment listed below, review the additional information in this notice.

2025 Original Estimate	
1. County and municipal aid	\$93,951.67
2. Utility aid	\$744.12
3. Supplemental county and municipal aid	\$46,951.28
4. Expenditure restraint incentive program	\$0.00
5. Total Estimated 2025 Payments (sum of Lines 1-4)	\$141,647.07

Payment Information

Your local government will receive two distributions in 2025 :

- July 28, 2025: 15% of Line 1, 2, and 3 and 100% of Line 4 (*shown above*)
- November 17, 2025: balance of your 2025 aid payments

County and Municipal Aid

Under state law, the county and municipal aid paid to each county and municipality must be equal to the amount determined in 2012 (sec. 79.036, Wis. Stats.) and adjusted for fallen protective services insurance reimbursement (sec. 79.036(4), Wis. Stats.).

County and Municipal Aid Calculation	
1. Prior year county and municipal aid	\$91,846.00
2. Increase due to sales tax revenue, including adjustments (<i>district changes</i>)	\$2,112.46
3. Fallen protective services insurance adjustment	-\$6.79
4. Fallen protective services insurance reimbursement (<i>reported to DOR</i>)	\$0.00
5. Total County and Municipal Aid (sum of Lines 1-4)	\$93,951.67

Utility Aid

- Under state law, utility aid is distributed to each county and municipality where tax-exempt utility property is located (sec. 79.04, Wis. Stats.)
- Utility companies report utility property information to DOR annually
- DOR uses the provided information to accurately calculate utility aid (*shown below*)

Utility Aid Calculation	
1. Net book value, <i>as of December 31, 2024 (including expected additions/retirements)</i>	\$248,040.00
2. Total net book value payment	\$744.12
3. Minimum payment	\$0.00
4. Megawatt capacity	0.0
5. Megawatt capacity payment	\$0.00
6. Closed/decommissioned production plant (phased down) payment	\$0.00
7. Subtotal (<i>sum of Lines 2, 3, 5 and 6</i>)	\$744.12
8. Population cap	\$399,925.00
9. Adjusted subtotal (<i>lesser of Line 7 or Line 8</i>)	\$744.12
10. Adjacent site incentive payment	\$0.00
11. Baseload incentive payment	\$0.00
12. Co-generation incentive payment	\$0.00
13. Alternative energy incentive payment	\$0.00
14. Total incentive payments (<i>sum of Lines 10 through 13</i>)	\$0.00
15. Spent nuclear fuel payment	\$0.00
16. Total Utility Aid – this is the utility aid payment listed on the front of the estimate (<i>sum of Lines 9, 14 and 15</i>)	\$744.12

Supplemental County and Municipal Aid

- Under state law, supplemental county and municipal aid paid to each county and municipality is determined by 2023 Wisconsin Act 12 (sec. 79.037, Wis. Stats.)
- For detailed information, review [county and municipal aid spreadsheet](#)

Supplemental County and Municipal Aid Calculation	
1. Prior year supplemental county and municipal aid	\$45,895.68
2. Increase due to sales tax revenue including adjustments (<i>district changes</i>)	\$1,055.60
3. Total Supplemental County and Municipal Aid (<i>sum of Lines 1 and 2</i>)	\$46,951.28

Expenditure Restraint Incentive Program

- Only municipalities are eligible to receive Expenditure Restraint Incentive Program (ERIP) payments
- Under state law, in 2025, each municipality will receive a payment that is equal to the amount of the payment received by the municipality in 2024 (sec. 79.05(4), Wis. Stats., from 2023 WI Act 12 – notwithstanding subs. (2) and (3))

Contact Information

If you have questions, contact us at lgs@wisconsin.gov, (608) 266-8618 or (608) 261-5167.



State of Wisconsin • DEPARTMENT OF REVENUE

DIVISION OF STATE AND LOCAL FINANCE • BUREAU OF LOCAL GOVERNMENT SERVICES • 2135 RIMROCK RD MADISON, WI 53713

Mailing Address:
PO Box 8971 #6-97
Madison WI 53708-8971
Fax: (608) 264-6887
lgs@wisconsin.gov

September 13, 2024

EMILY WILKINSON
TOWN OF SUMNER
14350 5TH ST
OSSEO WI 54758

Notice of Shared Revenue – 2025 Original Estimate

Notice Information

The Wisconsin Department of Revenue (DOR) is providing the **estimated** shared revenue amounts your local government will receive in 2025 under current state law for county and municipal aid, supplemental county and municipal aid, utility aid and the expenditure restraint incentive program. This does not include adjustments, shown on the July and November payment notices.

District	TOWN OF SUMNER	County	TREMPEALEAU	Co-muni code	61-026
-----------------	----------------	---------------	-------------	---------------------	--------

Estimate Information

For an explanation of each aid payment listed below, review the additional information in this notice.

2025 Original Estimate	
1. County and municipal aid	\$53,356.00
2. Utility aid	\$2,956.21
3. Supplemental county and municipal aid	\$45,301.97
4. Expenditure restraint incentive program	\$0.00
5. Total Estimated 2025 Payments (sum of Lines 1-4)	\$101,614.18

Payment Information

Your local government will receive two distributions in 2025 :

- July 28, 2025: 15% of Line 1, 2, and 3 and 100% of Line 4 (*shown above*)
- November 17, 2025: balance of your 2025 aid payments

County and Municipal Aid

Under state law, the county and municipal aid paid to each county and municipality must be equal to the amount determined in 2012 (sec. 79.036, Wis. Stats.) and adjusted for fallen protective services insurance reimbursement (sec. 79.036(4), Wis. Stats.).

County and Municipal Aid Calculation	
1. Prior year county and municipal aid	\$52,160.17
2. Increase due to sales tax revenue, including adjustments (<i>district changes</i>)	\$1,199.68
3. Fallen protective services insurance adjustment	-\$3.85
4. Fallen protective services insurance reimbursement (<i>reported to DOR</i>)	\$0.00
5. Total County and Municipal Aid (sum of Lines 1-4)	\$53,356.00

Utility Aid

- Under state law, utility aid is distributed to each county and municipality where tax-exempt utility property is located (sec. 79.04, Wis. Stats.)
- Utility companies report utility property information to DOR annually
- DOR uses the provided information to accurately calculate utility aid (*shown below*)

Utility Aid Calculation	
1. Net book value, as of December 31, 2024 (including expected additions/retirements)	\$985,402.00
2. Total net book value payment	\$2,956.21
3. Minimum payment	\$0.00
4. Megawatt capacity	0.0
5. Megawatt capacity payment	\$0.00
6. Closed/decommissioned production plant (phased down) payment	\$0.00
7. Subtotal (sum of Lines 2, 3, 5 and 6)	\$2,956.21
8. Population cap	\$361,675.00
9. Adjusted subtotal (lesser of Line 7 or Line 8)	\$2,956.21
10. Adjacent site incentive payment	\$0.00
11. Baseload incentive payment	\$0.00
12. Co-generation incentive payment	\$0.00
13. Alternative energy incentive payment	\$0.00
14. Total incentive payments (sum of Lines 10 through 13)	\$0.00
15. Spent nuclear fuel payment	\$0.00
16. Total Utility Aid – this is the utility aid payment listed on the front of the estimate (sum of Lines 9, 14 and 15)	\$2,956.21

Supplemental County and Municipal Aid

- Under state law, supplemental county and municipal aid paid to each county and municipality is determined by 2023 Wisconsin Act 12 (sec. 79.037, Wis. Stats.)
- For detailed information, review [county and municipal aid spreadsheet](#)

Supplemental County and Municipal Aid Calculation	
1. Prior year supplemental county and municipal aid	\$44,283.45
2. Increase due to sales tax revenue including adjustments (<i>district changes</i>)	\$1,018.52
3. Total Supplemental County and Municipal Aid (sum of Lines 1 and 2)	\$45,301.97

Expenditure Restraint Incentive Program

- Only municipalities are eligible to receive Expenditure Restraint Incentive Program (ERIP) payments
- Under state law, in 2025, each municipality will receive a payment that is equal to the amount of the payment received by the municipality in 2024 (sec. 79.05(4), Wis. Stats., from 2023 WI Act 12 – notwithstanding subs. (2) and (3))

Contact Information

If you have questions, contact us at lgs@wisconsin.gov, (608) 266-8618 or (608) 261-5167.



State of Wisconsin • DEPARTMENT OF REVENUE

DIVISION OF STATE AND LOCAL FINANCE • BUREAU OF LOCAL GOVERNMENT SERVICES • 2135 RIMROCK RD MADISON, WI 53713

Mailing Address:
PO Box 8971 #6-97
Madison WI 53708-8971
Fax: (608) 264-6887
lgs@wisconsin.gov

September 13, 2024

SHILOH MARTHALER
TOWN OF TREMPPEALEAU
W24854 STATE RD 54/93
GALESVILLE WI 54630-8243

Notice of Shared Revenue – 2025 Original Estimate

Notice Information

The Wisconsin Department of Revenue (DOR) is providing the **estimated** shared revenue amounts your local government will receive in 2025 under current state law for county and municipal aid, supplemental county and municipal aid, utility aid and the expenditure restraint incentive program. This does not include adjustments, shown on the July and November payment notices.

District	TOWN OF TREMPPEALEAU	County	TREMPPEALEAU	Co-muni code	61-028
-----------------	----------------------	---------------	--------------	---------------------	--------

Estimate Information

For an explanation of each aid payment listed below, review the additional information in this notice.

2025 Original Estimate	
1. County and municipal aid	\$43,550.99
2. Utility aid	\$66,614.21
3. Supplemental county and municipal aid	\$64,445.85
4. Expenditure restraint incentive program	\$0.00
5. Total Estimated 2025 Payments (sum of Lines 1-4)	\$174,611.05

Payment Information

Your local government will receive two distributions in 2025 :

- July 28, 2025: 15% of Line 1, 2, and 3 and 100% of Line 4 (*shown above*)
- November 17, 2025: balance of your 2025 aid payments

County and Municipal Aid

Under state law, the county and municipal aid paid to each county and municipality must be equal to the amount determined in 2012 (sec. 79.036, Wis. Stats.) and adjusted for fallen protective services insurance reimbursement (sec. 79.036(4), Wis. Stats.).

County and Municipal Aid Calculation	
1. Prior year county and municipal aid	\$42,574.92
2. Increase due to sales tax revenue, including adjustments (<i>district changes</i>)	\$979.22
3. Fallen protective services insurance adjustment	-\$3.15
4. Fallen protective services insurance reimbursement (<i>reported to DOR</i>)	\$0.00
5. Total County and Municipal Aid (sum of Lines 1-4)	\$43,550.99

Utility Aid

- Under state law, utility aid is distributed to each county and municipality where tax-exempt utility property is located (sec. 79.04, Wis. Stats.)
- Utility companies report utility property information to DOR annually
- DOR uses the provided information to accurately calculate utility aid (*shown below*)

Utility Aid Calculation	
1. Net book value, <i>as of December 31, 2024 (including expected additions/retirements)</i>	\$22,204,735.00
2. Total net book value payment	\$66,614.21
3. Minimum payment	\$0.00
4. Megawatt capacity	0.0
5. Megawatt capacity payment	\$0.00
6. Closed/decommissioned production plant (phased down) payment	\$0.00
7. Subtotal (<i>sum of Lines 2, 3, 5 and 6</i>)	\$66,614.21
8. Population cap	\$850,850.00
9. Adjusted subtotal (<i>lesser of Line 7 or Line 8</i>)	\$66,614.21
10. Adjacent site incentive payment	\$0.00
11. Baseload incentive payment	\$0.00
12. Co-generation incentive payment	\$0.00
13. Alternative energy incentive payment	\$0.00
14. Total incentive payments (<i>sum of Lines 10 through 13</i>)	\$0.00
15. Spent nuclear fuel payment	\$0.00
16. Total Utility Aid – this is the utility aid payment listed on the front of the estimate (<i>sum of Lines 9, 14 and 15</i>)	\$66,614.21

Supplemental County and Municipal Aid

- Under state law, supplemental county and municipal aid paid to each county and municipality is determined by 2023 Wisconsin Act 12 (sec. 79.037, Wis. Stats.)
- For detailed information, review [county and municipal aid spreadsheet](#)

Supplemental County and Municipal Aid Calculation	
1. Prior year supplemental county and municipal aid	\$62,996.92
2. Increase due to sales tax revenue including adjustments (<i>district changes</i>)	\$1,448.93
3. Total Supplemental County and Municipal Aid (<i>sum of Lines 1 and 2</i>)	\$64,445.85

Expenditure Restraint Incentive Program

- Only municipalities are eligible to receive Expenditure Restraint Incentive Program (ERIP) payments
- Under state law, in 2025, each municipality will receive a payment that is equal to the amount of the payment received by the municipality in 2024 (sec. 79.05(4), Wis. Stats., from 2023 WI Act 12 – notwithstanding subs. (2) and (3))

Contact Information

If you have questions, contact us at lgs@wisconsin.gov, (608) 266-8618 or (608) 261-5167.



State of Wisconsin • DEPARTMENT OF REVENUE

DIVISION OF STATE AND LOCAL FINANCE • BUREAU OF LOCAL GOVERNMENT SERVICES • 2135 RIMROCK RD MADISON, WI 53713

Mailing Address:
PO Box 8971 #6-97
Madison WI 53708-8971
Fax: (608) 264-6887
lgs@wisconsin.gov

September 13, 2024

ANN HEMPEL
TOWN OF UNITY
W19299 US HWY 10
STRUM WI 54770

Notice of Shared Revenue – 2025 Original Estimate

Notice Information

The Wisconsin Department of Revenue (DOR) is providing the **estimated** shared revenue amounts your local government will receive in 2025 under current state law for county and municipal aid, supplemental county and municipal aid, utility aid and the expenditure restraint incentive program. This does not include adjustments, shown on the July and November payment notices.

District	TOWN OF UNITY	County	TREMPEALEAU	Co-muni code	61-030
-----------------	---------------	---------------	-------------	---------------------	--------

Estimate Information

For an explanation of each aid payment listed below, review the additional information in this notice.

2025 Original Estimate	
1. County and municipal aid	\$41,171.42
2. Utility aid	\$558.34
3. Supplemental county and municipal aid	\$39,510.61
4. Expenditure restraint incentive program	\$0.00
5. Total Estimated 2025 Payments (sum of Lines 1-4)	\$81,240.37

Payment Information

Your local government will receive two distributions in 2025 :

- July 28, 2025: 15% of Line 1, 2, and 3 and 100% of Line 4 (*shown above*)
- November 17, 2025: balance of your 2025 aid payments

County and Municipal Aid

Under state law, the county and municipal aid paid to each county and municipality must be equal to the amount determined in 2012 (sec. 79.036, Wis. Stats.) and adjusted for fallen protective services insurance reimbursement (sec. 79.036(4), Wis. Stats.).

County and Municipal Aid Calculation	
1. Prior year county and municipal aid	\$40,248.67
2. Increase due to sales tax revenue, including adjustments (<i>district changes</i>)	\$925.72
3. Fallen protective services insurance adjustment	-\$2.97
4. Fallen protective services insurance reimbursement (<i>reported to DOR</i>)	\$0.00
5. Total County and Municipal Aid (sum of Lines 1-4)	\$41,171.42

Utility Aid

- Under state law, utility aid is distributed to each county and municipality where tax-exempt utility property is located (sec. 79.04, Wis. Stats.)
- Utility companies report utility property information to DOR annually
- DOR uses the provided information to accurately calculate utility aid (*shown below*)

Utility Aid Calculation	
1. Net book value, <i>as of December 31, 2024 (including expected additions/retirements)</i>	\$186,113.00
2. Total net book value payment	\$558.34
3. Minimum payment	\$0.00
4. Megawatt capacity	0.0
5. Megawatt capacity payment	\$0.00
6. Closed/decommissioned production plant (phased down) payment	\$0.00
7. Subtotal (<i>sum of Lines 2, 3, 5 and 6</i>)	\$558.34
8. Population cap	\$217,600.00
9. Adjusted subtotal (<i>lesser of Line 7 or Line 8</i>)	\$558.34
10. Adjacent site incentive payment	\$0.00
11. Baseload incentive payment	\$0.00
12. Co-generation incentive payment	\$0.00
13. Alternative energy incentive payment	\$0.00
14. Total incentive payments (<i>sum of Lines 10 through 13</i>)	\$0.00
15. Spent nuclear fuel payment	\$0.00
16. Total Utility Aid – this is the utility aid payment listed on the front of the estimate (<i>sum of Lines 9, 14 and 15</i>)	\$558.34

Supplemental County and Municipal Aid

- Under state law, supplemental county and municipal aid paid to each county and municipality is determined by 2023 Wisconsin Act 12 (sec. 79.037, Wis. Stats.)
- For detailed information, review [county and municipal aid spreadsheet](#)

Supplemental County and Municipal Aid Calculation	
1. Prior year supplemental county and municipal aid	\$38,622.30
2. Increase due to sales tax revenue including adjustments (<i>district changes</i>)	\$888.31
3. Total Supplemental County and Municipal Aid (<i>sum of Lines 1 and 2</i>)	\$39,510.61

Expenditure Restraint Incentive Program

- Only municipalities are eligible to receive Expenditure Restraint Incentive Program (ERIP) payments
- Under state law, in 2025, each municipality will receive a payment that is equal to the amount of the payment received by the municipality in 2024 (sec. 79.05(4), Wis. Stats., from 2023 WI Act 12 – notwithstanding subs. (2) and (3))

Contact Information

If you have questions, contact us at lgs@wisconsin.gov, (608) 266-8618 or (608) 261-5167.



State of Wisconsin • DEPARTMENT OF REVENUE

DIVISION OF STATE AND LOCAL FINANCE • BUREAU OF LOCAL GOVERNMENT SERVICES • 2135 RIMROCK RD MADISON, WI 53713

Mailing Address:
PO Box 8971 #6-97
Madison WI 53708-8971
Fax: (608) 264-6887
lgs@wisconsin.gov

September 13, 2024

SHEILA SCHREINER
VILLAGE OF ELEVA
P O BOX 206
ELEVA WI 54738-0206

Notice of Shared Revenue – 2025 Original Estimate

Notice Information

The Wisconsin Department of Revenue (DOR) is providing the **estimated** shared revenue amounts your local government will receive in 2025 under current state law for county and municipal aid, supplemental county and municipal aid, utility aid and the expenditure restraint incentive program. This does not include adjustments, shown on the July and November payment notices.

District	VILLAGE OF ELEVA	County	TREMPEALEAU	Co-muni code	61-121
-----------------	------------------	---------------	-------------	---------------------	--------

Estimate Information

For an explanation of each aid payment listed below, review the additional information in this notice.

2025 Original Estimate	
1. County and municipal aid	\$168,067.93
2. Utility aid	\$32.69
3. Supplemental county and municipal aid	\$42,690.15
4. Expenditure restraint incentive program	\$0.00
5. Total Estimated 2025 Payments (sum of Lines 1-4)	\$210,790.77

Payment Information

Your local government will receive two distributions in 2025 :

- July 28, 2025: 15% of Line 1, 2, and 3 and 100% of Line 4 (*shown above*)
- November 17, 2025: balance of your 2025 aid payments

County and Municipal Aid

Under state law, the county and municipal aid paid to each county and municipality must be equal to the amount determined in 2012 (sec. 79.036, Wis. Stats.) and adjusted for fallen protective services insurance reimbursement (sec. 79.036(4), Wis. Stats.).

County and Municipal Aid Calculation	
1. Prior year county and municipal aid	\$164,301.14
2. Increase due to sales tax revenue, including adjustments (<i>district changes</i>)	\$3,778.93
3. Fallen protective services insurance adjustment	-\$12.14
4. Fallen protective services insurance reimbursement (<i>reported to DOR</i>)	\$0.00
5. Total County and Municipal Aid (sum of Lines 1-4)	\$168,067.93

Utility Aid

- Under state law, utility aid is distributed to each county and municipality where tax-exempt utility property is located (sec. 79.04, Wis. Stats.)
- Utility companies report utility property information to DOR annually
- DOR uses the provided information to accurately calculate utility aid (*shown below*)

Utility Aid Calculation	
1. Net book value, <i>as of December 31, 2024 (including expected additions/retirements)</i>	\$5,448.00
2. Total net book value payment	\$32.69
3. Minimum payment	\$0.00
4. Megawatt capacity	0.0
5. Megawatt capacity payment	\$0.00
6. Closed/decommissioned production plant (phased down) payment	\$0.00
7. Subtotal (<i>sum of Lines 2, 3, 5 and 6</i>)	\$32.69
8. Population cap	\$289,425.00
9. Adjusted subtotal (<i>lesser of Line 7 or Line 8</i>)	\$32.69
10. Adjacent site incentive payment	\$0.00
11. Baseload incentive payment	\$0.00
12. Co-generation incentive payment	\$0.00
13. Alternative energy incentive payment	\$0.00
14. Total incentive payments (<i>sum of Lines 10 through 13</i>)	\$0.00
15. Spent nuclear fuel payment	\$0.00
16. Total Utility Aid – this is the utility aid payment listed on the front of the estimate (<i>sum of Lines 9, 14 and 15</i>)	\$32.69

Supplemental County and Municipal Aid

- Under state law, supplemental county and municipal aid paid to each county and municipality is determined by 2023 Wisconsin Act 12 (sec. 79.037, Wis. Stats.)
- For detailed information, review [county and municipal aid spreadsheet](#)

Supplemental County and Municipal Aid Calculation	
1. Prior year supplemental county and municipal aid	\$41,730.35
2. Increase due to sales tax revenue including adjustments (<i>district changes</i>)	\$959.80
3. Total Supplemental County and Municipal Aid (<i>sum of Lines 1 and 2</i>)	\$42,690.15

Expenditure Restraint Incentive Program

- Only municipalities are eligible to receive Expenditure Restraint Incentive Program (ERIP) payments
- Under state law, in 2025, each municipality will receive a payment that is equal to the amount of the payment received by the municipality in 2024 (sec. 79.05(4), Wis. Stats., from 2023 WI Act 12 – notwithstanding subs. (2) and (3))

Contact Information

If you have questions, contact us at lgs@wisconsin.gov, (608) 266-8618 or (608) 261-5167.



State of Wisconsin • DEPARTMENT OF REVENUE

DIVISION OF STATE AND LOCAL FINANCE • BUREAU OF LOCAL GOVERNMENT SERVICES • 2135 RIMROCK RD MADISON, WI 53713

Mailing Address:
PO Box 8971 #6-97
Madison WI 53708-8971
Fax: (608) 264-6887
lgs@wisconsin.gov

September 13, 2024

JANE JENSEN
VILLAGE OF ETTRICK
PO BOX 125
ETTRICK WI 54627-0125

Notice of Shared Revenue – 2025 Original Estimate

Notice Information

The Wisconsin Department of Revenue (DOR) is providing the **estimated** shared revenue amounts your local government will receive in 2025 under current state law for county and municipal aid, supplemental county and municipal aid, utility aid and the expenditure restraint incentive program. This does not include adjustments, shown on the July and November payment notices.

District	VILLAGE OF ETTRICK	County	TREMPEALEAU	Co-muni code	61-122
-----------------	--------------------	---------------	-------------	---------------------	--------

Estimate Information

For an explanation of each aid payment listed below, review the additional information in this notice.

2025 Original Estimate	
1. County and municipal aid	\$128,680.69
2. Utility aid	\$0.00
3. Supplemental county and municipal aid	\$39,734.07
4. Expenditure restraint incentive program	\$0.00
5. Total Estimated 2025 Payments (sum of Lines 1-4)	\$168,414.76

Payment Information

Your local government will receive two distributions in 2025 :

- July 28, 2025: 15% of Line 1, 2, and 3 and 100% of Line 4 (*shown above*)
- November 17, 2025: balance of your 2025 aid payments

County and Municipal Aid

Under state law, the county and municipal aid paid to each county and municipality must be equal to the amount determined in 2012 (sec. 79.036, Wis. Stats.) and adjusted for fallen protective services insurance reimbursement (sec. 79.036(4), Wis. Stats.).

County and Municipal Aid Calculation	
1. Prior year county and municipal aid	\$125,796.67
2. Increase due to sales tax revenue, including adjustments (<i>district changes</i>)	\$2,893.32
3. Fallen protective services insurance adjustment	-\$9.30
4. Fallen protective services insurance reimbursement (<i>reported to DOR</i>)	\$0.00
5. Total County and Municipal Aid (sum of Lines 1-4)	\$128,680.69

Utility Aid

- Under state law, utility aid is distributed to each county and municipality where tax-exempt utility property is located (sec. 79.04, Wis. Stats.)
- Utility companies report utility property information to DOR annually
- DOR uses the provided information to accurately calculate utility aid (*shown below*)

Utility Aid Calculation	
1. Net book value, <i>as of December 31, 2024 (including expected additions/retirements)</i>	\$0.00
2. Total net book value payment	\$0.00
3. Minimum payment	\$0.00
4. Megawatt capacity	0.0
5. Megawatt capacity payment	\$0.00
6. Closed/decommissioned production plant (phased down) payment	\$0.00
7. Subtotal (<i>sum of Lines 2, 3, 5 and 6</i>)	\$0.00
8. Population cap	\$220,575.00
9. Adjusted subtotal (<i>lesser of Line 7 or Line 8</i>)	\$0.00
10. Adjacent site incentive payment	\$0.00
11. Baseload incentive payment	\$0.00
12. Co-generation incentive payment	\$0.00
13. Alternative energy incentive payment	\$0.00
14. Total incentive payments (<i>sum of Lines 10 through 13</i>)	\$0.00
15. Spent nuclear fuel payment	\$0.00
16. Total Utility Aid – this is the utility aid payment listed on the front of the estimate (<i>sum of Lines 9, 14 and 15</i>)	\$0.00

Supplemental County and Municipal Aid

- Under state law, supplemental county and municipal aid paid to each county and municipality is determined by 2023 Wisconsin Act 12 (sec. 79.037, Wis. Stats.)
- For detailed information, review [county and municipal aid spreadsheet](#)

Supplemental County and Municipal Aid Calculation	
1. Prior year supplemental county and municipal aid	\$38,840.73
2. Increase due to sales tax revenue including adjustments (<i>district changes</i>)	\$893.34
3. Total Supplemental County and Municipal Aid (<i>sum of Lines 1 and 2</i>)	\$39,734.07

Expenditure Restraint Incentive Program

- Only municipalities are eligible to receive Expenditure Restraint Incentive Program (ERIP) payments
- Under state law, in 2025, each municipality will receive a payment that is equal to the amount of the payment received by the municipality in 2024 (sec. 79.05(4), Wis. Stats., from 2023 WI Act 12 – notwithstanding subs. (2) and (3))

Contact Information

If you have questions, contact us at lgs@wisconsin.gov, (608) 266-8618 or (608) 261-5167.



State of Wisconsin • DEPARTMENT OF REVENUE

DIVISION OF STATE AND LOCAL FINANCE • BUREAU OF LOCAL GOVERNMENT SERVICES • 2135 RIMROCK RD MADISON, WI 53713

Mailing Address:
PO Box 8971 #6-97
Madison WI 53708-8971
Fax: (608) 264-6887
lgs@wisconsin.gov

September 13, 2024

DANA ALITZ
VILLAGE OF PIGEON FALLS
PO BOX 335
PIGEON FALLS WI 54760-0335

Notice of Shared Revenue – 2025 Original Estimate

Notice Information

The Wisconsin Department of Revenue (DOR) is providing the **estimated** shared revenue amounts your local government will receive in 2025 under current state law for county and municipal aid, supplemental county and municipal aid, utility aid and the expenditure restraint incentive program. This does not include adjustments, shown on the July and November payment notices.

District	VILLAGE OF PIGEON FALLS	County	TREMPEALEAU	Co-muni code	61-173
-----------------	-------------------------	---------------	-------------	---------------------	--------

Estimate Information

For an explanation of each aid payment listed below, review the additional information in this notice.

2025 Original Estimate	
1. County and municipal aid	\$91,654.34
2. Utility aid	\$0.00
3. Supplemental county and municipal aid	\$37,224.33
4. Expenditure restraint incentive program	\$0.00
5. Total Estimated 2025 Payments (sum of Lines 1-4)	\$128,878.67

Payment Information

Your local government will receive two distributions in 2025 :

- July 28, 2025: 15% of Line 1, 2, and 3 and 100% of Line 4 (*shown above*)
- November 17, 2025: balance of your 2025 aid payments

County and Municipal Aid

Under state law, the county and municipal aid paid to each county and municipality must be equal to the amount determined in 2012 (sec. 79.036, Wis. Stats.) and adjusted for fallen protective services insurance reimbursement (sec. 79.036(4), Wis. Stats.).

County and Municipal Aid Calculation	
1. Prior year county and municipal aid	\$89,600.16
2. Increase due to sales tax revenue, including adjustments (<i>district changes</i>)	\$2,060.80
3. Fallen protective services insurance adjustment	-\$6.62
4. Fallen protective services insurance reimbursement (<i>reported to DOR</i>)	\$0.00
5. Total County and Municipal Aid (sum of Lines 1-4)	\$91,654.34

Utility Aid

- Under state law, utility aid is distributed to each county and municipality where tax-exempt utility property is located (sec. 79.04, Wis. Stats.)
- Utility companies report utility property information to DOR annually
- DOR uses the provided information to accurately calculate utility aid (*shown below*)

Utility Aid Calculation	
1. Net book value, <i>as of December 31, 2024 (including expected additions/retirements)</i>	\$0.00
2. Total net book value payment	\$0.00
3. Minimum payment	\$0.00
4. Megawatt capacity	0.0
5. Megawatt capacity payment	\$0.00
6. Closed/decommissioned production plant (phased down) payment	\$0.00
7. Subtotal (<i>sum of Lines 2, 3, 5 and 6</i>)	\$0.00
8. Population cap	\$160,650.00
9. Adjusted subtotal (<i>lesser of Line 7 or Line 8</i>)	\$0.00
10. Adjacent site incentive payment	\$0.00
11. Baseload incentive payment	\$0.00
12. Co-generation incentive payment	\$0.00
13. Alternative energy incentive payment	\$0.00
14. Total incentive payments (<i>sum of Lines 10 through 13</i>)	\$0.00
15. Spent nuclear fuel payment	\$0.00
16. Total Utility Aid – this is the utility aid payment listed on the front of the estimate (<i>sum of Lines 9, 14 and 15</i>)	\$0.00

Supplemental County and Municipal Aid

- Under state law, supplemental county and municipal aid paid to each county and municipality is determined by 2023 Wisconsin Act 12 (sec. 79.037, Wis. Stats.)
- For detailed information, review [county and municipal aid spreadsheet](#)

Supplemental County and Municipal Aid Calculation	
1. Prior year supplemental county and municipal aid	\$36,387.42
2. Increase due to sales tax revenue including adjustments (<i>district changes</i>)	\$836.91
3. Total Supplemental County and Municipal Aid (<i>sum of Lines 1 and 2</i>)	\$37,224.33

Expenditure Restraint Incentive Program

- Only municipalities are eligible to receive Expenditure Restraint Incentive Program (ERIP) payments
- Under state law, in 2025, each municipality will receive a payment that is equal to the amount of the payment received by the municipality in 2024 (sec. 79.05(4), Wis. Stats., from 2023 WI Act 12 – notwithstanding subs. (2) and (3))

Contact Information

If you have questions, contact us at lgs@wisconsin.gov, (608) 266-8618 or (608) 261-5167.



State of Wisconsin • DEPARTMENT OF REVENUE

DIVISION OF STATE AND LOCAL FINANCE • BUREAU OF LOCAL GOVERNMENT SERVICES • 2135 RIMROCK RD MADISON, WI 53713

Mailing Address:
PO Box 8971 #6-97
Madison WI 53708-8971
Fax: (608) 264-6887
lgs@wisconsin.gov

September 13, 2024

TISH NELSON
VILLAGE OF STRUM
PO BOX 25
STRUM WI 54770-0025

Notice of Shared Revenue – 2025 Original Estimate

Notice Information

The Wisconsin Department of Revenue (DOR) is providing the **estimated** shared revenue amounts your local government will receive in 2025 under current state law for county and municipal aid, supplemental county and municipal aid, utility aid and the expenditure restraint incentive program. This does not include adjustments, shown on the July and November payment notices.

District	VILLAGE OF STRUM	County	TREMPEALEAU	Co-muni code	61-181
-----------------	------------------	---------------	-------------	---------------------	--------

Estimate Information

For an explanation of each aid payment listed below, review the additional information in this notice.

2025 Original Estimate	
1. County and municipal aid	\$285,737.11
2. Utility aid	\$17.14
3. Supplemental county and municipal aid	\$57,156.01
4. Expenditure restraint incentive program	\$0.00
5. Total Estimated 2025 Payments (sum of Lines 1-4)	\$342,910.26

Payment Information

Your local government will receive two distributions in 2025 :

- July 28, 2025: 15% of Line 1, 2, and 3 and 100% of Line 4 (*shown above*)
- November 17, 2025: balance of your 2025 aid payments

County and Municipal Aid

Under state law, the county and municipal aid paid to each county and municipality must be equal to the amount determined in 2012 (sec. 79.036, Wis. Stats.) and adjusted for fallen protective services insurance reimbursement (sec. 79.036(4), Wis. Stats.).

County and Municipal Aid Calculation	
1. Prior year county and municipal aid	\$279,333.09
2. Increase due to sales tax revenue, including adjustments (<i>district changes</i>)	\$6,424.66
3. Fallen protective services insurance adjustment	-\$20.64
4. Fallen protective services insurance reimbursement (<i>reported to DOR</i>)	\$0.00
5. Total County and Municipal Aid (sum of Lines 1-4)	\$285,737.11

Utility Aid

- Under state law, utility aid is distributed to each county and municipality where tax-exempt utility property is located (sec. 79.04, Wis. Stats.)
- Utility companies report utility property information to DOR annually
- DOR uses the provided information to accurately calculate utility aid (*shown below*)

Utility Aid Calculation	
1. Net book value, <i>as of December 31, 2024 (including expected additions/retirements)</i>	\$2,857.00
2. Total net book value payment	\$17.14
3. Minimum payment	\$0.00
4. Megawatt capacity	0.0
5. Megawatt capacity payment	\$0.00
6. Closed/decommissioned production plant (phased down) payment	\$0.00
7. Subtotal (<i>sum of Lines 2, 3, 5 and 6</i>)	\$17.14
8. Population cap	\$455,175.00
9. Adjusted subtotal (<i>lesser of Line 7 or Line 8</i>)	\$17.14
10. Adjacent site incentive payment	\$0.00
11. Baseload incentive payment	\$0.00
12. Co-generation incentive payment	\$0.00
13. Alternative energy incentive payment	\$0.00
14. Total incentive payments (<i>sum of Lines 10 through 13</i>)	\$0.00
15. Spent nuclear fuel payment	\$0.00
16. Total Utility Aid – this is the utility aid payment listed on the front of the estimate (<i>sum of Lines 9, 14 and 15</i>)	\$17.14

Supplemental County and Municipal Aid

- Under state law, supplemental county and municipal aid paid to each county and municipality is determined by 2023 Wisconsin Act 12 (sec. 79.037, Wis. Stats.)
- For detailed information, review [county and municipal aid spreadsheet](#)

Supplemental County and Municipal Aid Calculation	
1. Prior year supplemental county and municipal aid	\$55,870.98
2. Increase due to sales tax revenue including adjustments (<i>district changes</i>)	\$1,285.03
3. Total Supplemental County and Municipal Aid (<i>sum of Lines 1 and 2</i>)	\$57,156.01

Expenditure Restraint Incentive Program

- Only municipalities are eligible to receive Expenditure Restraint Incentive Program (ERIP) payments
- Under state law, in 2025, each municipality will receive a payment that is equal to the amount of the payment received by the municipality in 2024 (sec. 79.05(4), Wis. Stats., from 2023 WI Act 12 – notwithstanding subs. (2) and (3))

Contact Information

If you have questions, contact us at lgs@wisconsin.gov, (608) 266-8618 or (608) 261-5167.



State of Wisconsin • DEPARTMENT OF REVENUE

DIVISION OF STATE AND LOCAL FINANCE • BUREAU OF LOCAL GOVERNMENT SERVICES • 2135 RIMROCK RD MADISON, WI 53713

Mailing Address:
PO Box 8971 #6-97
Madison WI 53708-8971
Fax: (608) 264-6887
lgs@wisconsin.gov

September 13, 2024

KATHY PETERSON
VILLAGE OF TREMPPEALEAU
PO BOX 247
TREMPEALEAU WI 54661

Notice of Shared Revenue – 2025 Original Estimate

Notice Information

The Wisconsin Department of Revenue (DOR) is providing the **estimated** shared revenue amounts your local government will receive in 2025 under current state law for county and municipal aid, supplemental county and municipal aid, utility aid and the expenditure restraint incentive program. This does not include adjustments, shown on the July and November payment notices.

District	VILLAGE OF TREMPPEALEAU	County	TREMPEALEAU	Co-muni code	61-186
-----------------	-------------------------	---------------	-------------	---------------------	--------

Estimate Information

For an explanation of each aid payment listed below, review the additional information in this notice.

2025 Original Estimate	
1. County and municipal aid	\$236,795.32
2. Utility aid	\$0.00
3. Supplemental county and municipal aid	\$63,124.67
4. Expenditure restraint incentive program	\$0.00
5. Total Estimated 2025 Payments (sum of Lines 1-4)	\$299,919.99

Payment Information

Your local government will receive two distributions in 2025 :

- July 28, 2025: 15% of Line 1, 2, and 3 and 100% of Line 4 (*shown above*)
- November 17, 2025: balance of your 2025 aid payments

County and Municipal Aid

Under state law, the county and municipal aid paid to each county and municipality must be equal to the amount determined in 2012 (sec. 79.036, Wis. Stats.) and adjusted for fallen protective services insurance reimbursement (sec. 79.036(4), Wis. Stats.).

County and Municipal Aid Calculation	
1. Prior year county and municipal aid	\$231,488.20
2. Increase due to sales tax revenue, including adjustments (<i>district changes</i>)	\$5,324.23
3. Fallen protective services insurance adjustment	-\$17.11
4. Fallen protective services insurance reimbursement (<i>reported to DOR</i>)	\$0.00
5. Total County and Municipal Aid (sum of Lines 1-4)	\$236,795.32

Utility Aid

- Under state law, utility aid is distributed to each county and municipality where tax-exempt utility property is located (sec. 79.04, Wis. Stats.)
- Utility companies report utility property information to DOR annually
- DOR uses the provided information to accurately calculate utility aid (*shown below*)

Utility Aid Calculation	
1. Net book value, <i>as of December 31, 2024 (including expected additions/retirements)</i>	\$0.00
2. Total net book value payment	\$0.00
3. Minimum payment	\$0.00
4. Megawatt capacity	0.0
5. Megawatt capacity payment	\$0.00
6. Closed/decommissioned production plant (phased down) payment	\$0.00
7. Subtotal (<i>sum of Lines 2, 3, 5 and 6</i>)	\$0.00
8. Population cap	\$813,450.00
9. Adjusted subtotal (<i>lesser of Line 7 or Line 8</i>)	\$0.00
10. Adjacent site incentive payment	\$0.00
11. Baseload incentive payment	\$0.00
12. Co-generation incentive payment	\$0.00
13. Alternative energy incentive payment	\$0.00
14. Total incentive payments (<i>sum of Lines 10 through 13</i>)	\$0.00
15. Spent nuclear fuel payment	\$0.00
16. Total Utility Aid – this is the utility aid payment listed on the front of the estimate (<i>sum of Lines 9, 14 and 15</i>)	\$0.00

Supplemental County and Municipal Aid

- Under state law, supplemental county and municipal aid paid to each county and municipality is determined by 2023 Wisconsin Act 12 (sec. 79.037, Wis. Stats.)
- For detailed information, review [county and municipal aid spreadsheet](#)

Supplemental County and Municipal Aid Calculation	
1. Prior year supplemental county and municipal aid	\$61,705.44
2. Increase due to sales tax revenue including adjustments (<i>district changes</i>)	\$1,419.23
3. Total Supplemental County and Municipal Aid (<i>sum of Lines 1 and 2</i>)	\$63,124.67

Expenditure Restraint Incentive Program

- Only municipalities are eligible to receive Expenditure Restraint Incentive Program (ERIP) payments
- Under state law, in 2025, each municipality will receive a payment that is equal to the amount of the payment received by the municipality in 2024 (sec. 79.05(4), Wis. Stats., from 2023 WI Act 12 – notwithstanding subs. (2) and (3))

Contact Information

If you have questions, contact us at lgs@wisconsin.gov, (608) 266-8618 or (608) 261-5167.



State of Wisconsin • DEPARTMENT OF REVENUE

DIVISION OF STATE AND LOCAL FINANCE • BUREAU OF LOCAL GOVERNMENT SERVICES • 2135 RIMROCK RD MADISON, WI 53713

Mailing Address:
PO Box 8971 #6-97
Madison WI 53708-8971
Fax: (608) 264-6887
lgs@wisconsin.gov

September 13, 2024

ANGELA BERG
CITY OF ARCADIA
945 SOUTH DETTLOFF DR.
ARCADIA WI 54612-1329

Notice of Shared Revenue – 2025 Original Estimate

Notice Information

The Wisconsin Department of Revenue (DOR) is providing the **estimated** shared revenue amounts your local government will receive in 2025 under current state law for county and municipal aid, supplemental county and municipal aid, utility aid and the expenditure restraint incentive program. This does not include adjustments, shown on the July and November payment notices.

District	CITY OF ARCADIA	County	TREMPEALEAU	Co-muni code	61-201
-----------------	-----------------	---------------	-------------	---------------------	--------

Estimate Information

For an explanation of each aid payment listed below, review the additional information in this notice.

2025 Original Estimate	
1. County and municipal aid	\$717,300.18
2. Utility aid	\$118.88
3. Supplemental county and municipal aid	\$143,481.59
4. Expenditure restraint incentive program	\$1,330.54
5. Total Estimated 2025 Payments (sum of Lines 1-4)	\$862,231.19

Payment Information

Your local government will receive two distributions in 2025 :

- July 28, 2025: 15% of Line 1, 2, and 3 and 100% of Line 4 (*shown above*)
- November 17, 2025: balance of your 2025 aid payments

County and Municipal Aid

Under state law, the county and municipal aid paid to each county and municipality must be equal to the amount determined in 2012 (sec. 79.036, Wis. Stats.) and adjusted for fallen protective services insurance reimbursement (sec. 79.036(4), Wis. Stats.).

County and Municipal Aid Calculation	
1. Prior year county and municipal aid	\$701,223.85
2. Increase due to sales tax revenue, including adjustments (<i>district changes</i>)	\$16,128.15
3. Fallen protective services insurance adjustment	-\$51.82
4. Fallen protective services insurance reimbursement (<i>reported to DOR</i>)	\$0.00
5. Total County and Municipal Aid (sum of Lines 1-4)	\$717,300.18

Utility Aid

- Under state law, utility aid is distributed to each county and municipality where tax-exempt utility property is located (sec. 79.04, Wis. Stats.)
- Utility companies report utility property information to DOR annually
- DOR uses the provided information to accurately calculate utility aid (*shown below*)

Utility Aid Calculation	
1. Net book value, <i>as of December 31, 2024 (including expected additions/retirements)</i>	\$19,813.00
2. Total net book value payment	\$118.88
3. Minimum payment	\$0.00
4. Megawatt capacity	0.0
5. Megawatt capacity payment	\$0.00
6. Closed/decommissioned production plant (phased down) payment	\$0.00
7. Subtotal (<i>sum of Lines 2, 3, 5 and 6</i>)	\$118.88
8. Population cap	\$1,677,900.00
9. Adjusted subtotal (<i>lesser of Line 7 or Line 8</i>)	\$118.88
10. Adjacent site incentive payment	\$0.00
11. Baseload incentive payment	\$0.00
12. Co-generation incentive payment	\$0.00
13. Alternative energy incentive payment	\$0.00
14. Total incentive payments (<i>sum of Lines 10 through 13</i>)	\$0.00
15. Spent nuclear fuel payment	\$0.00
16. Total Utility Aid – this is the utility aid payment listed on the front of the estimate (<i>sum of Lines 9, 14 and 15</i>)	\$118.88

Supplemental County and Municipal Aid

- Under state law, supplemental county and municipal aid paid to each county and municipality is determined by 2023 Wisconsin Act 12 (sec. 79.037, Wis. Stats.)
- For detailed information, review [county and municipal aid spreadsheet](#)

Supplemental County and Municipal Aid Calculation	
1. Prior year supplemental county and municipal aid	\$140,255.71
2. Increase due to sales tax revenue including adjustments (<i>district changes</i>)	\$3,225.88
3. Total Supplemental County and Municipal Aid (<i>sum of Lines 1 and 2</i>)	\$143,481.59

Expenditure Restraint Incentive Program

- Only municipalities are eligible to receive Expenditure Restraint Incentive Program (ERIP) payments
- Under state law, in 2025, each municipality will receive a payment that is equal to the amount of the payment received by the municipality in 2024 (sec. 79.05(4), Wis. Stats., from 2023 WI Act 12 – notwithstanding subs. (2) and (3))

Contact Information

If you have questions, contact us at lgs@wisconsin.gov, (608) 266-8618 or (608) 261-5167.



State of Wisconsin • DEPARTMENT OF REVENUE

DIVISION OF STATE AND LOCAL FINANCE • BUREAU OF LOCAL GOVERNMENT SERVICES • 2135 RIMROCK RD MADISON, WI 53713

Mailing Address:
PO Box 8971 #6-97
Madison WI 53708-8971
Fax: (608) 264-6887
lgs@wisconsin.gov

September 13, 2024

DEBRA FREMSTAD
CITY OF BLAIR
PO BOX 147
BLAIR WI 54616-0147

Notice of Shared Revenue – 2025 Original Estimate

Notice Information

The Wisconsin Department of Revenue (DOR) is providing the **estimated** shared revenue amounts your local government will receive in 2025 under current state law for county and municipal aid, supplemental county and municipal aid, utility aid and the expenditure restraint incentive program. This does not include adjustments, shown on the July and November payment notices.

District	CITY OF BLAIR	County	TREMPEALEAU	Co-muni code	61-206
-----------------	---------------	---------------	-------------	---------------------	--------

Estimate Information

For an explanation of each aid payment listed below, review the additional information in this notice.

2025 Original Estimate	
1. County and municipal aid	\$608,625.76
2. Utility aid	\$59,498.24
3. Supplemental county and municipal aid	\$121,743.44
4. Expenditure restraint incentive program	\$0.00
5. Total Estimated 2025 Payments (sum of Lines 1-4)	\$789,867.44

Payment Information

Your local government will receive two distributions in 2025 :

- July 28, 2025: 15% of Line 1, 2, and 3 and 100% of Line 4 (*shown above*)
- November 17, 2025: balance of your 2025 aid payments

County and Municipal Aid

Under state law, the county and municipal aid paid to each county and municipality must be equal to the amount determined in 2012 (sec. 79.036, Wis. Stats.) and adjusted for fallen protective services insurance reimbursement (sec. 79.036(4), Wis. Stats.).

County and Municipal Aid Calculation	
1. Prior year county and municipal aid	\$594,985.07
2. Increase due to sales tax revenue, including adjustments (<i>district changes</i>)	\$13,684.66
3. Fallen protective services insurance adjustment	-\$43.97
4. Fallen protective services insurance reimbursement (<i>reported to DOR</i>)	\$0.00
5. Total County and Municipal Aid (sum of Lines 1-4)	\$608,625.76

Utility Aid

- Under state law, utility aid is distributed to each county and municipality where tax-exempt utility property is located (sec. 79.04, Wis. Stats.)
- Utility companies report utility property information to DOR annually
- DOR uses the provided information to accurately calculate utility aid (*shown below*)

Utility Aid Calculation	
1. Net book value, <i>as of December 31, 2024 (including expected additions/retirements)</i>	\$9,916,373.00
2. Total net book value payment	\$59,498.24
3. Minimum payment	\$0.00
4. Megawatt capacity	0.0
5. Megawatt capacity payment	\$0.00
6. Closed/decommissioned production plant (phased down) payment	\$0.00
7. Subtotal (<i>sum of Lines 2, 3, 5 and 6</i>)	\$59,498.24
8. Population cap	\$549,950.00
9. Adjusted subtotal (<i>lesser of Line 7 or Line 8</i>)	\$59,498.24
10. Adjacent site incentive payment	\$0.00
11. Baseload incentive payment	\$0.00
12. Co-generation incentive payment	\$0.00
13. Alternative energy incentive payment	\$0.00
14. Total incentive payments (<i>sum of Lines 10 through 13</i>)	\$0.00
15. Spent nuclear fuel payment	\$0.00
16. Total Utility Aid – this is the utility aid payment listed on the front of the estimate (<i>sum of Lines 9, 14 and 15</i>)	\$59,498.24

Supplemental County and Municipal Aid

- Under state law, supplemental county and municipal aid paid to each county and municipality is determined by 2023 Wisconsin Act 12 (sec. 79.037, Wis. Stats.)
- For detailed information, review [county and municipal aid spreadsheet](#)

Supplemental County and Municipal Aid Calculation	
1. Prior year supplemental county and municipal aid	\$119,006.30
2. Increase due to sales tax revenue including adjustments (<i>district changes</i>)	\$2,737.14
3. Total Supplemental County and Municipal Aid (<i>sum of Lines 1 and 2</i>)	\$121,743.44

Expenditure Restraint Incentive Program

- Only municipalities are eligible to receive Expenditure Restraint Incentive Program (ERIP) payments
- Under state law, in 2025, each municipality will receive a payment that is equal to the amount of the payment received by the municipality in 2024 (sec. 79.05(4), Wis. Stats., from 2023 WI Act 12 – notwithstanding subs. (2) and (3))

Contact Information

If you have questions, contact us at lgs@wisconsin.gov, (608) 266-8618 or (608) 261-5167.



State of Wisconsin • DEPARTMENT OF REVENUE

DIVISION OF STATE AND LOCAL FINANCE • BUREAU OF LOCAL GOVERNMENT SERVICES • 2135 RIMROCK RD MADISON, WI 53713

Mailing Address:
PO Box 8971 #6-97
Madison WI 53708-8971
Fax: (608) 264-6887
lgs@wisconsin.gov

September 13, 2024

JENNIFER HESS
CITY OF GALESVILLE
PO BOX 327
GALESVILLE WI 54630-0327

Notice of Shared Revenue – 2025 Original Estimate

Notice Information

The Wisconsin Department of Revenue (DOR) is providing the **estimated** shared revenue amounts your local government will receive in 2025 under current state law for county and municipal aid, supplemental county and municipal aid, utility aid and the expenditure restraint incentive program. This does not include adjustments, shown on the July and November payment notices.

District	CITY OF GALESVILLE	County	TREMPEALEAU	Co-muni code	61-231
-----------------	--------------------	---------------	-------------	---------------------	--------

Estimate Information

For an explanation of each aid payment listed below, review the additional information in this notice.

2025 Original Estimate	
1. County and municipal aid	\$352,376.43
2. Utility aid	\$0.00
3. Supplemental county and municipal aid	\$70,485.88
4. Expenditure restraint incentive program	\$13,890.74
5. Total Estimated 2025 Payments (sum of Lines 1-4)	\$436,753.05

Payment Information

Your local government will receive two distributions in 2025 :

- July 28, 2025: 15% of Line 1, 2, and 3 and 100% of Line 4 (*shown above*)
- November 17, 2025: balance of your 2025 aid payments

County and Municipal Aid

Under state law, the county and municipal aid paid to each county and municipality must be equal to the amount determined in 2012 (sec. 79.036, Wis. Stats.) and adjusted for fallen protective services insurance reimbursement (sec. 79.036(4), Wis. Stats.).

County and Municipal Aid Calculation	
1. Prior year county and municipal aid	\$344,478.88
2. Increase due to sales tax revenue, including adjustments (<i>district changes</i>)	\$7,923.01
3. Fallen protective services insurance adjustment	-\$25.46
4. Fallen protective services insurance reimbursement (<i>reported to DOR</i>)	\$0.00
5. Total County and Municipal Aid (sum of Lines 1-4)	\$352,376.43

Utility Aid

- Under state law, utility aid is distributed to each county and municipality where tax-exempt utility property is located (sec. 79.04, Wis. Stats.)
- Utility companies report utility property information to DOR annually
- DOR uses the provided information to accurately calculate utility aid (*shown below*)

Utility Aid Calculation	
1. Net book value, <i>as of December 31, 2024 (including expected additions/retirements)</i>	\$0.00
2. Total net book value payment	\$0.00
3. Minimum payment	\$0.00
4. Megawatt capacity	0.0
5. Megawatt capacity payment	\$0.00
6. Closed/decommissioned production plant (phased down) payment	\$0.00
7. Subtotal (<i>sum of Lines 2, 3, 5 and 6</i>)	\$0.00
8. Population cap	\$719,950.00
9. Adjusted subtotal (<i>lesser of Line 7 or Line 8</i>)	\$0.00
10. Adjacent site incentive payment	\$0.00
11. Baseload incentive payment	\$0.00
12. Co-generation incentive payment	\$0.00
13. Alternative energy incentive payment	\$0.00
14. Total incentive payments (<i>sum of Lines 10 through 13</i>)	\$0.00
15. Spent nuclear fuel payment	\$0.00
16. Total Utility Aid – this is the utility aid payment listed on the front of the estimate (<i>sum of Lines 9, 14 and 15</i>)	\$0.00

Supplemental County and Municipal Aid

- Under state law, supplemental county and municipal aid paid to each county and municipality is determined by 2023 Wisconsin Act 12 (sec. 79.037, Wis. Stats.)
- For detailed information, review [county and municipal aid spreadsheet](#)

Supplemental County and Municipal Aid Calculation	
1. Prior year supplemental county and municipal aid	\$68,901.15
2. Increase due to sales tax revenue including adjustments (<i>district changes</i>)	\$1,584.73
3. Total Supplemental County and Municipal Aid (<i>sum of Lines 1 and 2</i>)	\$70,485.88

Expenditure Restraint Incentive Program

- Only municipalities are eligible to receive Expenditure Restraint Incentive Program (ERIP) payments
- Under state law, in 2025, each municipality will receive a payment that is equal to the amount of the payment received by the municipality in 2024 (sec. 79.05(4), Wis. Stats., from 2023 WI Act 12 – notwithstanding subs. (2) and (3))

Contact Information

If you have questions, contact us at lgs@wisconsin.gov, (608) 266-8618 or (608) 261-5167.



State of Wisconsin • DEPARTMENT OF REVENUE

DIVISION OF STATE AND LOCAL FINANCE • BUREAU OF LOCAL GOVERNMENT SERVICES • 2135 RIMROCK RD MADISON, WI 53713

Mailing Address:
PO Box 8971 #6-97
Madison WI 53708-8971
Fax: (608) 264-6887
lgs@wisconsin.gov

September 13, 2024

TIFFANY BAUTCH
CITY OF INDEPENDENCE
PO BOX 189
INDEPENDENCE WI 54747-0189

Notice of Shared Revenue – 2025 Original Estimate

Notice Information

The Wisconsin Department of Revenue (DOR) is providing the **estimated** shared revenue amounts your local government will receive in 2025 under current state law for county and municipal aid, supplemental county and municipal aid, utility aid and the expenditure restraint incentive program. This does not include adjustments, shown on the July and November payment notices.

District	CITY OF INDEPENDENCE	County	TREMPEALEAU	Co-muni code	61-241
-----------------	----------------------	---------------	-------------	---------------------	--------

Estimate Information

For an explanation of each aid payment listed below, review the additional information in this notice.

2025 Original Estimate	
1. County and municipal aid	\$309,202.09
2. Utility aid	\$976.25
3. Supplemental county and municipal aid	\$61,849.71
4. Expenditure restraint incentive program	\$22,908.08
5. Total Estimated 2025 Payments (sum of Lines 1-4)	\$394,936.13

Payment Information

Your local government will receive two distributions in 2025 :

- July 28, 2025: 15% of Line 1, 2, and 3 and 100% of Line 4 (*shown above*)
- November 17, 2025: balance of your 2025 aid payments

County and Municipal Aid

Under state law, the county and municipal aid paid to each county and municipality must be equal to the amount determined in 2012 (sec. 79.036, Wis. Stats.) and adjusted for fallen protective services insurance reimbursement (sec. 79.036(4), Wis. Stats.).

County and Municipal Aid Calculation	
1. Prior year county and municipal aid	\$302,272.17
2. Increase due to sales tax revenue, including adjustments (<i>district changes</i>)	\$6,952.26
3. Fallen protective services insurance adjustment	-\$22.34
4. Fallen protective services insurance reimbursement (<i>reported to DOR</i>)	\$0.00
5. Total County and Municipal Aid (sum of Lines 1-4)	\$309,202.09

Utility Aid

- Under state law, utility aid is distributed to each county and municipality where tax-exempt utility property is located (sec. 79.04, Wis. Stats.)
- Utility companies report utility property information to DOR annually
- DOR uses the provided information to accurately calculate utility aid (*shown below*)

Utility Aid Calculation	
1. Net book value, <i>as of December 31, 2024 (including expected additions/retirements)</i>	\$162,708.00
2. Total net book value payment	\$976.25
3. Minimum payment	\$0.00
4. Megawatt capacity	0.0
5. Megawatt capacity payment	\$0.00
6. Closed/decommissioned production plant (phased down) payment	\$0.00
7. Subtotal (<i>sum of Lines 2, 3, 5 and 6</i>)	\$976.25
8. Population cap	\$637,075.00
9. Adjusted subtotal (<i>lesser of Line 7 or Line 8</i>)	\$976.25
10. Adjacent site incentive payment	\$0.00
11. Baseload incentive payment	\$0.00
12. Co-generation incentive payment	\$0.00
13. Alternative energy incentive payment	\$0.00
14. Total incentive payments (<i>sum of Lines 10 through 13</i>)	\$0.00
15. Spent nuclear fuel payment	\$0.00
16. Total Utility Aid – this is the utility aid payment listed on the front of the estimate (<i>sum of Lines 9, 14 and 15</i>)	\$976.25

Supplemental County and Municipal Aid

- Under state law, supplemental county and municipal aid paid to each county and municipality is determined by 2023 Wisconsin Act 12 (sec. 79.037, Wis. Stats.)
- For detailed information, review [county and municipal aid spreadsheet](#)

Supplemental County and Municipal Aid Calculation	
1. Prior year supplemental county and municipal aid	\$60,459.15
2. Increase due to sales tax revenue including adjustments (<i>district changes</i>)	\$1,390.56
3. Total Supplemental County and Municipal Aid (<i>sum of Lines 1 and 2</i>)	\$61,849.71

Expenditure Restraint Incentive Program

- Only municipalities are eligible to receive Expenditure Restraint Incentive Program (ERIP) payments
- Under state law, in 2025, each municipality will receive a payment that is equal to the amount of the payment received by the municipality in 2024 (sec. 79.05(4), Wis. Stats., from 2023 WI Act 12 – notwithstanding subs. (2) and (3))

Contact Information

If you have questions, contact us at lgs@wisconsin.gov, (608) 266-8618 or (608) 261-5167.



State of Wisconsin • DEPARTMENT OF REVENUE

DIVISION OF STATE AND LOCAL FINANCE • BUREAU OF LOCAL GOVERNMENT SERVICES • 2135 RIMROCK RD MADISON, WI 53713

Mailing Address:
PO Box 8971 #6-97
Madison WI 53708-8971
Fax: (608) 264-6887
lgs@wisconsin.gov

September 13, 2024

BLYANN JOHNSON
CITY OF OSSEO
PO BOX 308
OSSEO WI 54758-0308

Notice of Shared Revenue – 2025 Original Estimate

Notice Information

The Wisconsin Department of Revenue (DOR) is providing the **estimated** shared revenue amounts your local government will receive in 2025 under current state law for county and municipal aid, supplemental county and municipal aid, utility aid and the expenditure restraint incentive program. This does not include adjustments, shown on the July and November payment notices.

District	CITY OF OSSEO	County	TREMPEALEAU	Co-muni code	61-265
-----------------	---------------	---------------	-------------	---------------------	--------

Estimate Information

For an explanation of each aid payment listed below, review the additional information in this notice.

2025 Original Estimate	
1. County and municipal aid	\$226,905.25
2. Utility aid	\$0.00
3. Supplemental county and municipal aid	\$61,803.36
4. Expenditure restraint incentive program	\$24,029.69
5. Total Estimated 2025 Payments (sum of Lines 1-4)	\$312,738.30

Payment Information

Your local government will receive two distributions in 2025 :

- July 28, 2025: 15% of Line 1, 2, and 3 and 100% of Line 4 (*shown above*)
- November 17, 2025: balance of your 2025 aid payments

County and Municipal Aid

Under state law, the county and municipal aid paid to each county and municipality must be equal to the amount determined in 2012 (sec. 79.036, Wis. Stats.) and adjusted for fallen protective services insurance reimbursement (sec. 79.036(4), Wis. Stats.).

County and Municipal Aid Calculation	
1. Prior year county and municipal aid	\$221,819.79
2. Increase due to sales tax revenue, including adjustments (<i>district changes</i>)	\$5,101.85
3. Fallen protective services insurance adjustment	-\$16.39
4. Fallen protective services insurance reimbursement (<i>reported to DOR</i>)	\$0.00
5. Total County and Municipal Aid (sum of Lines 1-4)	\$226,905.25

Utility Aid

- Under state law, utility aid is distributed to each county and municipality where tax-exempt utility property is located (sec. 79.04, Wis. Stats.)
- Utility companies report utility property information to DOR annually
- DOR uses the provided information to accurately calculate utility aid (*shown below*)

Utility Aid Calculation	
1. Net book value, <i>as of December 31, 2024 (including expected additions/retirements)</i>	\$0.00
2. Total net book value payment	\$0.00
3. Minimum payment	\$0.00
4. Megawatt capacity	0.0
5. Megawatt capacity payment	\$0.00
6. Closed/decommissioned production plant (phased down) payment	\$0.00
7. Subtotal (<i>sum of Lines 2, 3, 5 and 6</i>)	\$0.00
8. Population cap	\$776,475.00
9. Adjusted subtotal (<i>lesser of Line 7 or Line 8</i>)	\$0.00
10. Adjacent site incentive payment	\$0.00
11. Baseload incentive payment	\$0.00
12. Co-generation incentive payment	\$0.00
13. Alternative energy incentive payment	\$0.00
14. Total incentive payments (<i>sum of Lines 10 through 13</i>)	\$0.00
15. Spent nuclear fuel payment	\$0.00
16. Total Utility Aid – this is the utility aid payment listed on the front of the estimate (<i>sum of Lines 9, 14 and 15</i>)	\$0.00

Supplemental County and Municipal Aid

- Under state law, supplemental county and municipal aid paid to each county and municipality is determined by 2023 Wisconsin Act 12 (sec. 79.037, Wis. Stats.)
- For detailed information, review [county and municipal aid spreadsheet](#)

Supplemental County and Municipal Aid Calculation	
1. Prior year supplemental county and municipal aid	\$60,413.84
2. Increase due to sales tax revenue including adjustments (<i>district changes</i>)	\$1,389.52
3. Total Supplemental County and Municipal Aid (<i>sum of Lines 1 and 2</i>)	\$61,803.36

Expenditure Restraint Incentive Program

- Only municipalities are eligible to receive Expenditure Restraint Incentive Program (ERIP) payments
- Under state law, in 2025, each municipality will receive a payment that is equal to the amount of the payment received by the municipality in 2024 (sec. 79.05(4), Wis. Stats., from 2023 WI Act 12 – notwithstanding subs. (2) and (3))

Contact Information

If you have questions, contact us at lgs@wisconsin.gov, (608) 266-8618 or (608) 261-5167.



State of Wisconsin • DEPARTMENT OF REVENUE

DIVISION OF STATE AND LOCAL FINANCE • BUREAU OF LOCAL GOVERNMENT SERVICES • 2135 RIMROCK RD MADISON, WI 53713

Mailing Address:
PO Box 8971 #6-97
Madison WI 53708-8971
Fax: (608) 264-6887
lgs@wisconsin.gov

September 13, 2024

KAREN WITTE
CITY OF WHITEHALL
PO BOX 155
WHITEHALL WI 54773-0155

Notice of Shared Revenue – 2025 Original Estimate

Notice Information

The Wisconsin Department of Revenue (DOR) is providing the **estimated** shared revenue amounts your local government will receive in 2025 under current state law for county and municipal aid, supplemental county and municipal aid, utility aid and the expenditure restraint incentive program. This does not include adjustments, shown on the July and November payment notices.

District	CITY OF WHITEHALL	County	TREMPEALEAU	Co-muni code	61-291
-----------------	-------------------	---------------	-------------	---------------------	--------

Estimate Information

For an explanation of each aid payment listed below, review the additional information in this notice.

2025 Original Estimate	
1. County and municipal aid	\$453,773.14
2. Utility aid	\$2,275.60
3. Supplemental county and municipal aid	\$90,768.26
4. Expenditure restraint incentive program	\$28,822.00
5. Total Estimated 2025 Payments (sum of Lines 1-4)	\$575,639.00

Payment Information

Your local government will receive two distributions in 2025 :

- July 28, 2025: 15% of Line 1, 2, and 3 and 100% of Line 4 (*shown above*)
- November 17, 2025: balance of your 2025 aid payments

County and Municipal Aid

Under state law, the county and municipal aid paid to each county and municipality must be equal to the amount determined in 2012 (sec. 79.036, Wis. Stats.) and adjusted for fallen protective services insurance reimbursement (sec. 79.036(4), Wis. Stats.).

County and Municipal Aid Calculation	
1. Prior year county and municipal aid	\$443,603.05
2. Increase due to sales tax revenue, including adjustments (<i>district changes</i>)	\$10,202.87
3. Fallen protective services insurance adjustment	-\$32.78
4. Fallen protective services insurance reimbursement (<i>reported to DOR</i>)	\$0.00
5. Total County and Municipal Aid (sum of Lines 1-4)	\$453,773.14

Utility Aid

- Under state law, utility aid is distributed to each county and municipality where tax-exempt utility property is located (sec. 79.04, Wis. Stats.)
- Utility companies report utility property information to DOR annually
- DOR uses the provided information to accurately calculate utility aid (*shown below*)

Utility Aid Calculation	
1. Net book value, <i>as of December 31, 2024 (including expected additions/retirements)</i>	\$379,266.00
2. Total net book value payment	\$2,275.60
3. Minimum payment	\$0.00
4. Megawatt capacity	0.0
5. Megawatt capacity payment	\$0.00
6. Closed/decommissioned production plant (phased down) payment	\$0.00
7. Subtotal (<i>sum of Lines 2, 3, 5 and 6</i>)	\$2,275.60
8. Population cap	\$674,900.00
9. Adjusted subtotal (<i>lesser of Line 7 or Line 8</i>)	\$2,275.60
10. Adjacent site incentive payment	\$0.00
11. Baseload incentive payment	\$0.00
12. Co-generation incentive payment	\$0.00
13. Alternative energy incentive payment	\$0.00
14. Total incentive payments (<i>sum of Lines 10 through 13</i>)	\$0.00
15. Spent nuclear fuel payment	\$0.00
16. Total Utility Aid – this is the utility aid payment listed on the front of the estimate (<i>sum of Lines 9, 14 and 15</i>)	\$2,275.60

Supplemental County and Municipal Aid

- Under state law, supplemental county and municipal aid paid to each county and municipality is determined by 2023 Wisconsin Act 12 (sec. 79.037, Wis. Stats.)
- For detailed information, review [county and municipal aid spreadsheet](#)

Supplemental County and Municipal Aid Calculation	
1. Prior year supplemental county and municipal aid	\$88,727.53
2. Increase due to sales tax revenue including adjustments (<i>district changes</i>)	\$2,040.73
3. Total Supplemental County and Municipal Aid (<i>sum of Lines 1 and 2</i>)	\$90,768.26

Expenditure Restraint Incentive Program

- Only municipalities are eligible to receive Expenditure Restraint Incentive Program (ERIP) payments
- Under state law, in 2025, each municipality will receive a payment that is equal to the amount of the payment received by the municipality in 2024 (sec. 79.05(4), Wis. Stats., from 2023 WI Act 12 – notwithstanding subs. (2) and (3))

Contact Information

If you have questions, contact us at lgs@wisconsin.gov, (608) 266-8618 or (608) 261-5167.



State of Wisconsin • DEPARTMENT OF REVENUE

DIVISION OF STATE AND LOCAL FINANCE • BUREAU OF LOCAL GOVERNMENT SERVICES • 2135 RIMROCK RD MADISON, WI 53713

Mailing Address:
PO Box 8971 #6-97
Madison WI 53708-8971
Fax: (608) 264-6887
lgs@wisconsin.gov

September 13, 2024

PAUL SYVERSON
COUNTY OF TREMPEALEAU
18600 HOBSON ST
WHITEHALL WI 54773-8614

Notice of Shared Revenue – 2025 Original Estimate

Notice Information

The Wisconsin Department of Revenue (DOR) is providing the **estimated** shared revenue amounts your local government will receive in 2025 under current state law for county and municipal aid, supplemental county and municipal aid, utility aid and the expenditure restraint incentive program. This does not include adjustments, shown on the July and November payment notices.

District	COUNTY OF TREMPEALEAU	County	TREMPEALEAU	Co-muni code	61-999
-----------------	-----------------------	---------------	-------------	---------------------	--------

Estimate Information

For an explanation of each aid payment listed below, review the additional information in this notice.

2025 Original Estimate	
1. County and municipal aid	\$1,649,571.37
2. Utility aid	\$205,559.87
3. Supplemental county and municipal aid	\$931,252.34
4. Expenditure restraint incentive program	\$0.00
5. Total Estimated 2025 Payments (sum of Lines 1-4)	\$2,786,383.58

Payment Information

Your local government will receive two distributions in 2025 :

- July 28, 2025: 15% of Line 1, 2, and 3 and 100% of Line 4 (*shown above*)
- November 17, 2025: balance of your 2025 aid payments

County and Municipal Aid

Under state law, the county and municipal aid paid to each county and municipality must be equal to the amount determined in 2012 (sec. 79.036, Wis. Stats.) and adjusted for fallen protective services insurance reimbursement (sec. 79.036(4), Wis. Stats.).

County and Municipal Aid Calculation	
1. Prior year county and municipal aid	\$1,612,600.73
2. Increase due to sales tax revenue, including adjustments (<i>district changes</i>)	\$37,089.82
3. Fallen protective services insurance adjustment	-\$119.18
4. Fallen protective services insurance reimbursement (<i>reported to DOR</i>)	\$0.00
5. Total County and Municipal Aid (sum of Lines 1-4)	\$1,649,571.37

Utility Aid

- Under state law, utility aid is distributed to each county and municipality where tax-exempt utility property is located (sec. 79.04, Wis. Stats.)
- Utility companies report utility property information to DOR annually
- DOR uses the provided information to accurately calculate utility aid (*shown below*)

Utility Aid Calculation	
1. Net book value, <i>as of December 31, 2024 (including expected additions/retirements)</i>	\$39,503,214.00
2. Total net book value payment	\$205,559.87
3. Minimum payment	\$0.00
4. Megawatt capacity	0.0
5. Megawatt capacity payment	\$0.00
6. Closed/decommissioned production plant (phased down) payment	\$0.00
7. Subtotal (<i>sum of Lines 2, 3, 5 and 6</i>)	\$205,559.87
8. Population cap	\$3,883,500.00
9. Adjusted subtotal (<i>lesser of Line 7 or Line 8</i>)	\$205,559.87
10. Adjacent site incentive payment	\$0.00
11. Baseload incentive payment	\$0.00
12. Co-generation incentive payment	\$0.00
13. Alternative energy incentive payment	\$0.00
14. Total incentive payments (<i>sum of Lines 10 through 13</i>)	\$0.00
15. Spent nuclear fuel payment	\$0.00
16. Total Utility Aid – this is the utility aid payment listed on the front of the estimate (<i>sum of Lines 9, 14 and 15</i>)	\$205,559.87

Supplemental County and Municipal Aid

- Under state law, supplemental county and municipal aid paid to each county and municipality is determined by 2023 Wisconsin Act 12 (sec. 79.037, Wis. Stats.)
- For detailed information, review [county and municipal aid spreadsheet](#)

Supplemental County and Municipal Aid Calculation	
1. Prior year supplemental county and municipal aid	\$910,315.09
2. Increase due to sales tax revenue including adjustments (<i>district changes</i>)	\$20,937.25
3. Total Supplemental County and Municipal Aid (<i>sum of Lines 1 and 2</i>)	\$931,252.34

Expenditure Restraint Incentive Program

- Only municipalities are eligible to receive Expenditure Restraint Incentive Program (ERIP) payments
- Under state law, in 2025, each municipality will receive a payment that is equal to the amount of the payment received by the municipality in 2024 (sec. 79.05(4), Wis. Stats., from 2023 WI Act 12 – notwithstanding subs. (2) and (3))

Contact Information

If you have questions, contact us at lgs@wisconsin.gov, (608) 266-8618 or (608) 261-5167.



State of Wisconsin • DEPARTMENT OF REVENUE

DIVISION OF STATE AND LOCAL FINANCE • BUREAU OF LOCAL GOVERNMENT SERVICES • 2135 RIMROCK RD MADISON, WI 53713

Mailing Address:
PO Box 8971 #6-97
Madison WI 53708-8971
Fax: (608) 264-6887
lgs@wisconsin.gov

September 13, 2024

TINA DAHL
TOWN OF BERGEN
W1402 SKYLINE LN
STODDARD WI 54658-8950

Notice of Shared Revenue – 2025 Original Estimate

Notice Information

The Wisconsin Department of Revenue (DOR) is providing the **estimated** shared revenue amounts your local government will receive in 2025 under current state law for county and municipal aid, supplemental county and municipal aid, utility aid and the expenditure restraint incentive program. This does not include adjustments, shown on the July and November payment notices.

District	TOWN OF BERGEN	County	VERNON	Co-muni code	62-002
-----------------	----------------	---------------	--------	---------------------	--------

Estimate Information

For an explanation of each aid payment listed below, review the additional information in this notice.

2025 Original Estimate	
1. County and municipal aid	\$41,678.82
2. Utility aid	\$165.29
3. Supplemental county and municipal aid	\$54,147.53
4. Expenditure restraint incentive program	\$0.00
5. Total Estimated 2025 Payments (sum of Lines 1-4)	\$95,991.64

Payment Information

Your local government will receive two distributions in 2025 :

- July 28, 2025: 15% of Line 1, 2, and 3 and 100% of Line 4 (*shown above*)
- November 17, 2025: balance of your 2025 aid payments

County and Municipal Aid

Under state law, the county and municipal aid paid to each county and municipality must be equal to the amount determined in 2012 (sec. 79.036, Wis. Stats.) and adjusted for fallen protective services insurance reimbursement (sec. 79.036(4), Wis. Stats.).

County and Municipal Aid Calculation	
1. Prior year county and municipal aid	\$40,744.70
2. Increase due to sales tax revenue, including adjustments (<i>district changes</i>)	\$937.13
3. Fallen protective services insurance adjustment	-\$3.01
4. Fallen protective services insurance reimbursement (<i>reported to DOR</i>)	\$0.00
5. Total County and Municipal Aid (sum of Lines 1-4)	\$41,678.82

Utility Aid

- Under state law, utility aid is distributed to each county and municipality where tax-exempt utility property is located (sec. 79.04, Wis. Stats.)
- Utility companies report utility property information to DOR annually
- DOR uses the provided information to accurately calculate utility aid (*shown below*)

Utility Aid Calculation	
1. Net book value, <i>as of December 31, 2024 (including expected additions/retirements)</i>	\$55,096.00
2. Total net book value payment	\$165.29
3. Minimum payment	\$0.00
4. Megawatt capacity	0.0
5. Megawatt capacity payment	\$0.00
6. Closed/decommissioned production plant (phased down) payment	\$0.00
7. Subtotal (<i>sum of Lines 2, 3, 5 and 6</i>)	\$165.29
8. Population cap	\$576,300.00
9. Adjusted subtotal (<i>lesser of Line 7 or Line 8</i>)	\$165.29
10. Adjacent site incentive payment	\$0.00
11. Baseload incentive payment	\$0.00
12. Co-generation incentive payment	\$0.00
13. Alternative energy incentive payment	\$0.00
14. Total incentive payments (<i>sum of Lines 10 through 13</i>)	\$0.00
15. Spent nuclear fuel payment	\$0.00
16. Total Utility Aid – this is the utility aid payment listed on the front of the estimate <i>(sum of Lines 9, 14 and 15)</i>	\$165.29

Supplemental County and Municipal Aid

- Under state law, supplemental county and municipal aid paid to each county and municipality is determined by 2023 Wisconsin Act 12 (sec. 79.037, Wis. Stats.)
- For detailed information, review [county and municipal aid spreadsheet](#)

Supplemental County and Municipal Aid Calculation	
1. Prior year supplemental county and municipal aid	\$52,930.14
2. Increase due to sales tax revenue including adjustments (<i>district changes</i>)	\$1,217.39
3. Total Supplemental County and Municipal Aid (<i>sum of Lines 1 and 2</i>)	\$54,147.53

Expenditure Restraint Incentive Program

- Only municipalities are eligible to receive Expenditure Restraint Incentive Program (ERIP) payments
- Under state law, in 2025, each municipality will receive a payment that is equal to the amount of the payment received by the municipality in 2024 (sec. 79.05(4), Wis. Stats., from 2023 WI Act 12 – notwithstanding subs. (2) and (3))

Contact Information

If you have questions, contact us at lgs@wisconsin.gov, (608) 266-8618 or (608) 261-5167.



State of Wisconsin • DEPARTMENT OF REVENUE

DIVISION OF STATE AND LOCAL FINANCE • BUREAU OF LOCAL GOVERNMENT SERVICES • 2135 RIMROCK RD MADISON, WI 53713

Mailing Address:
PO Box 8971 #6-97
Madison WI 53708-8971
Fax: (608) 264-6887
lgs@wisconsin.gov

September 13, 2024

TANYA GLUNZ
TOWN OF CHRISTIANA
505 SAUGSTAD RD
WESTBY WI 54667

Notice of Shared Revenue – 2025 Original Estimate

Notice Information

The Wisconsin Department of Revenue (DOR) is providing the **estimated** shared revenue amounts your local government will receive in 2025 under current state law for county and municipal aid, supplemental county and municipal aid, utility aid and the expenditure restraint incentive program. This does not include adjustments, shown on the July and November payment notices.

District	TOWN OF CHRISTIANA	County	VERNON	Co-muni code	62-004
-----------------	--------------------	---------------	--------	---------------------	--------

Estimate Information

For an explanation of each aid payment listed below, review the additional information in this notice.

2025 Original Estimate	
1. County and municipal aid	\$46,511.26
2. Utility aid	\$166.04
3. Supplemental county and municipal aid	\$48,102.25
4. Expenditure restraint incentive program	\$8,876.74
5. Total Estimated 2025 Payments (sum of Lines 1-4)	\$103,656.29

Payment Information

Your local government will receive two distributions in 2025 :

- July 28, 2025: 15% of Line 1, 2, and 3 and 100% of Line 4 (*shown above*)
- November 17, 2025: balance of your 2025 aid payments

County and Municipal Aid

Under state law, the county and municipal aid paid to each county and municipality must be equal to the amount determined in 2012 (sec. 79.036, Wis. Stats.) and adjusted for fallen protective services insurance reimbursement (sec. 79.036(4), Wis. Stats.).

County and Municipal Aid Calculation	
1. Prior year county and municipal aid	\$45,468.84
2. Increase due to sales tax revenue, including adjustments (<i>district changes</i>)	\$1,045.78
3. Fallen protective services insurance adjustment	-\$3.36
4. Fallen protective services insurance reimbursement (<i>reported to DOR</i>)	\$0.00
5. Total County and Municipal Aid (sum of Lines 1-4)	\$46,511.26

Utility Aid

- Under state law, utility aid is distributed to each county and municipality where tax-exempt utility property is located (sec. 79.04, Wis. Stats.)
- Utility companies report utility property information to DOR annually
- DOR uses the provided information to accurately calculate utility aid (*shown below*)

Utility Aid Calculation	
1. Net book value, <i>as of December 31, 2024 (including expected additions/retirements)</i>	\$55,346.00
2. Total net book value payment	\$166.04
3. Minimum payment	\$0.00
4. Megawatt capacity	0.0
5. Megawatt capacity payment	\$0.00
6. Closed/decommissioned production plant (phased down) payment	\$0.00
7. Subtotal (<i>sum of Lines 2, 3, 5 and 6</i>)	\$166.04
8. Population cap	\$421,175.00
9. Adjusted subtotal (<i>lesser of Line 7 or Line 8</i>)	\$166.04
10. Adjacent site incentive payment	\$0.00
11. Baseload incentive payment	\$0.00
12. Co-generation incentive payment	\$0.00
13. Alternative energy incentive payment	\$0.00
14. Total incentive payments (<i>sum of Lines 10 through 13</i>)	\$0.00
15. Spent nuclear fuel payment	\$0.00
16. Total Utility Aid – this is the utility aid payment listed on the front of the estimate (<i>sum of Lines 9, 14 and 15</i>)	\$166.04

Supplemental County and Municipal Aid

- Under state law, supplemental county and municipal aid paid to each county and municipality is determined by 2023 Wisconsin Act 12 (sec. 79.037, Wis. Stats.)
- For detailed information, review [county and municipal aid spreadsheet](#)

Supplemental County and Municipal Aid Calculation	
1. Prior year supplemental county and municipal aid	\$47,020.77
2. Increase due to sales tax revenue including adjustments (<i>district changes</i>)	\$1,081.48
3. Total Supplemental County and Municipal Aid (<i>sum of Lines 1 and 2</i>)	\$48,102.25

Expenditure Restraint Incentive Program

- Only municipalities are eligible to receive Expenditure Restraint Incentive Program (ERIP) payments
- Under state law, in 2025, each municipality will receive a payment that is equal to the amount of the payment received by the municipality in 2024 (sec. 79.05(4), Wis. Stats., from 2023 WI Act 12 – notwithstanding subs. (2) and (3))

Contact Information

If you have questions, contact us at lgs@wisconsin.gov, (608) 266-8618 or (608) 261-5167.



State of Wisconsin • DEPARTMENT OF REVENUE

DIVISION OF STATE AND LOCAL FINANCE • BUREAU OF LOCAL GOVERNMENT SERVICES • 2135 RIMROCK RD MADISON, WI 53713

Mailing Address:
PO Box 8971 #6-97
Madison WI 53708-8971
Fax: (608) 264-6887
lgs@wisconsin.gov

September 13, 2024

LORI HEMMERSBACH
TOWN OF CLINTON
E10206 KELBEL RD
CASHTON WI 54619-6161

Notice of Shared Revenue – 2025 Original Estimate

Notice Information

The Wisconsin Department of Revenue (DOR) is providing the **estimated** shared revenue amounts your local government will receive in 2025 under current state law for county and municipal aid, supplemental county and municipal aid, utility aid and the expenditure restraint incentive program. This does not include adjustments, shown on the July and November payment notices.

District	TOWN OF CLINTON	County	VERNON	Co-muni code	62-006
-----------------	-----------------	---------------	--------	---------------------	--------

Estimate Information

For an explanation of each aid payment listed below, review the additional information in this notice.

2025 Original Estimate	
1. County and municipal aid	\$158,458.32
2. Utility aid	\$0.00
3. Supplemental county and municipal aid	\$55,366.57
4. Expenditure restraint incentive program	\$0.00
5. Total Estimated 2025 Payments (sum of Lines 1-4)	\$213,824.89

Payment Information

Your local government will receive two distributions in 2025 :

- July 28, 2025: 15% of Line 1, 2, and 3 and 100% of Line 4 (*shown above*)
- November 17, 2025: balance of your 2025 aid payments

County and Municipal Aid

Under state law, the county and municipal aid paid to each county and municipality must be equal to the amount determined in 2012 (sec. 79.036, Wis. Stats.) and adjusted for fallen protective services insurance reimbursement (sec. 79.036(4), Wis. Stats.).

County and Municipal Aid Calculation	
1. Prior year county and municipal aid	\$154,906.91
2. Increase due to sales tax revenue, including adjustments (<i>district changes</i>)	\$3,562.86
3. Fallen protective services insurance adjustment	-\$11.45
4. Fallen protective services insurance reimbursement (<i>reported to DOR</i>)	\$0.00
5. Total County and Municipal Aid (sum of Lines 1-4)	\$158,458.32

Utility Aid

- Under state law, utility aid is distributed to each county and municipality where tax-exempt utility property is located (sec. 79.04, Wis. Stats.)
- Utility companies report utility property information to DOR annually
- DOR uses the provided information to accurately calculate utility aid (*shown below*)

Utility Aid Calculation	
1. Net book value, <i>as of December 31, 2024 (including expected additions/retirements)</i>	\$0.00
2. Total net book value payment	\$0.00
3. Minimum payment	\$0.00
4. Megawatt capacity	0.0
5. Megawatt capacity payment	\$0.00
6. Closed/decommissioned production plant (phased down) payment	\$0.00
7. Subtotal (<i>sum of Lines 2, 3, 5 and 6</i>)	\$0.00
8. Population cap	\$626,875.00
9. Adjusted subtotal (<i>lesser of Line 7 or Line 8</i>)	\$0.00
10. Adjacent site incentive payment	\$0.00
11. Baseload incentive payment	\$0.00
12. Co-generation incentive payment	\$0.00
13. Alternative energy incentive payment	\$0.00
14. Total incentive payments (<i>sum of Lines 10 through 13</i>)	\$0.00
15. Spent nuclear fuel payment	\$0.00
16. Total Utility Aid – this is the utility aid payment listed on the front of the estimate (<i>sum of Lines 9, 14 and 15</i>)	\$0.00

Supplemental County and Municipal Aid

- Under state law, supplemental county and municipal aid paid to each county and municipality is determined by 2023 Wisconsin Act 12 (sec. 79.037, Wis. Stats.)
- For detailed information, review [county and municipal aid spreadsheet](#)

Supplemental County and Municipal Aid Calculation	
1. Prior year supplemental county and municipal aid	\$54,121.77
2. Increase due to sales tax revenue including adjustments (<i>district changes</i>)	\$1,244.80
3. Total Supplemental County and Municipal Aid (<i>sum of Lines 1 and 2</i>)	\$55,366.57

Expenditure Restraint Incentive Program

- Only municipalities are eligible to receive Expenditure Restraint Incentive Program (ERIP) payments
- Under state law, in 2025, each municipality will receive a payment that is equal to the amount of the payment received by the municipality in 2024 (sec. 79.05(4), Wis. Stats., from 2023 WI Act 12 – notwithstanding subs. (2) and (3))

Contact Information

If you have questions, contact us at lgs@wisconsin.gov, (608) 266-8618 or (608) 261-5167.



State of Wisconsin • DEPARTMENT OF REVENUE

DIVISION OF STATE AND LOCAL FINANCE • BUREAU OF LOCAL GOVERNMENT SERVICES • 2135 RIMROCK RD MADISON, WI 53713

Mailing Address:
PO Box 8971 #6-97
Madison WI 53708-8971
Fax: (608) 264-6887
lgs@wisconsin.gov

September 13, 2024

SARA RUDIE
TOWN OF COON
PO BOX 523
COON VALLEY WI 54623-0523

Notice of Shared Revenue – 2025 Original Estimate

Notice Information

The Wisconsin Department of Revenue (DOR) is providing the **estimated** shared revenue amounts your local government will receive in 2025 under current state law for county and municipal aid, supplemental county and municipal aid, utility aid and the expenditure restraint incentive program. This does not include adjustments, shown on the July and November payment notices.

District	TOWN OF COON	County	VERNON	Co-muni code	62-008
-----------------	--------------	---------------	--------	---------------------	--------

Estimate Information

For an explanation of each aid payment listed below, review the additional information in this notice.

2025 Original Estimate	
1. County and municipal aid	\$57,896.33
2. Utility aid	\$0.00
3. Supplemental county and municipal aid	\$43,463.43
4. Expenditure restraint incentive program	\$0.00
5. Total Estimated 2025 Payments (sum of Lines 1-4)	\$101,359.76

Payment Information

Your local government will receive two distributions in 2025 :

- July 28, 2025: 15% of Line 1, 2, and 3 and 100% of Line 4 (*shown above*)
- November 17, 2025: balance of your 2025 aid payments

County and Municipal Aid

Under state law, the county and municipal aid paid to each county and municipality must be equal to the amount determined in 2012 (sec. 79.036, Wis. Stats.) and adjusted for fallen protective services insurance reimbursement (sec. 79.036(4), Wis. Stats.).

County and Municipal Aid Calculation	
1. Prior year county and municipal aid	\$56,598.74
2. Increase due to sales tax revenue, including adjustments (<i>district changes</i>)	\$1,301.77
3. Fallen protective services insurance adjustment	-\$4.18
4. Fallen protective services insurance reimbursement (<i>reported to DOR</i>)	\$0.00
5. Total County and Municipal Aid (sum of Lines 1-4)	\$57,896.33

Utility Aid

- Under state law, utility aid is distributed to each county and municipality where tax-exempt utility property is located (sec. 79.04, Wis. Stats.)
- Utility companies report utility property information to DOR annually
- DOR uses the provided information to accurately calculate utility aid (*shown below*)

Utility Aid Calculation	
1. Net book value, <i>as of December 31, 2024 (including expected additions/retirements)</i>	\$0.00
2. Total net book value payment	\$0.00
3. Minimum payment	\$0.00
4. Megawatt capacity	0.0
5. Megawatt capacity payment	\$0.00
6. Closed/decommissioned production plant (phased down) payment	\$0.00
7. Subtotal (<i>sum of Lines 2, 3, 5 and 6</i>)	\$0.00
8. Population cap	\$323,000.00
9. Adjusted subtotal (<i>lesser of Line 7 or Line 8</i>)	\$0.00
10. Adjacent site incentive payment	\$0.00
11. Baseload incentive payment	\$0.00
12. Co-generation incentive payment	\$0.00
13. Alternative energy incentive payment	\$0.00
14. Total incentive payments (<i>sum of Lines 10 through 13</i>)	\$0.00
15. Spent nuclear fuel payment	\$0.00
16. Total Utility Aid – this is the utility aid payment listed on the front of the estimate (<i>sum of Lines 9, 14 and 15</i>)	\$0.00

Supplemental County and Municipal Aid

- Under state law, supplemental county and municipal aid paid to each county and municipality is determined by 2023 Wisconsin Act 12 (sec. 79.037, Wis. Stats.)
- For detailed information, review [county and municipal aid spreadsheet](#)

Supplemental County and Municipal Aid Calculation	
1. Prior year supplemental county and municipal aid	\$42,486.25
2. Increase due to sales tax revenue including adjustments (<i>district changes</i>)	\$977.18
3. Total Supplemental County and Municipal Aid (<i>sum of Lines 1 and 2</i>)	\$43,463.43

Expenditure Restraint Incentive Program

- Only municipalities are eligible to receive Expenditure Restraint Incentive Program (ERIP) payments
- Under state law, in 2025, each municipality will receive a payment that is equal to the amount of the payment received by the municipality in 2024 (sec. 79.05(4), Wis. Stats., from 2023 WI Act 12 – notwithstanding subs. (2) and (3))

Contact Information

If you have questions, contact us at lgs@wisconsin.gov, (608) 266-8618 or (608) 261-5167.



State of Wisconsin • DEPARTMENT OF REVENUE

DIVISION OF STATE AND LOCAL FINANCE • BUREAU OF LOCAL GOVERNMENT SERVICES • 2135 RIMROCK RD MADISON, WI 53713

Mailing Address:
PO Box 8971 #6-97
Madison WI 53708-8971
Fax: (608) 264-6887
lgs@wisconsin.gov

September 13, 2024

KAREN THOMPSON
TOWN OF FOREST
E15784 STATE HIGHWAY 33
HILLSBORO WI 54634

Notice of Shared Revenue – 2025 Original Estimate

Notice Information

The Wisconsin Department of Revenue (DOR) is providing the **estimated** shared revenue amounts your local government will receive in 2025 under current state law for county and municipal aid, supplemental county and municipal aid, utility aid and the expenditure restraint incentive program. This does not include adjustments, shown on the July and November payment notices.

District	TOWN OF FOREST	County	VERNON	Co-muni code	62-010
-----------------	----------------	---------------	--------	---------------------	--------

Estimate Information

For an explanation of each aid payment listed below, review the additional information in this notice.

2025 Original Estimate	
1. County and municipal aid	\$49,092.71
2. Utility aid	\$6,640.34
3. Supplemental county and municipal aid	\$41,418.43
4. Expenditure restraint incentive program	\$0.00
5. Total Estimated 2025 Payments (sum of Lines 1-4)	\$97,151.48

Payment Information

Your local government will receive two distributions in 2025 :

- July 28, 2025: 15% of Line 1, 2, and 3 and 100% of Line 4 (*shown above*)
- November 17, 2025: balance of your 2025 aid payments

County and Municipal Aid

Under state law, the county and municipal aid paid to each county and municipality must be equal to the amount determined in 2012 (sec. 79.036, Wis. Stats.) and adjusted for fallen protective services insurance reimbursement (sec. 79.036(4), Wis. Stats.).

County and Municipal Aid Calculation	
1. Prior year county and municipal aid	\$47,992.43
2. Increase due to sales tax revenue, including adjustments (<i>district changes</i>)	\$1,103.83
3. Fallen protective services insurance adjustment	-\$3.55
4. Fallen protective services insurance reimbursement (<i>reported to DOR</i>)	\$0.00
5. Total County and Municipal Aid (sum of Lines 1-4)	\$49,092.71

Utility Aid

- Under state law, utility aid is distributed to each county and municipality where tax-exempt utility property is located (sec. 79.04, Wis. Stats.)
- Utility companies report utility property information to DOR annually
- DOR uses the provided information to accurately calculate utility aid (*shown below*)

Utility Aid Calculation	
1. Net book value, <i>as of December 31, 2024 (including expected additions/retirements)</i>	\$2,213,446.00
2. Total net book value payment	\$6,640.34
3. Minimum payment	\$0.00
4. Megawatt capacity	0.0
5. Megawatt capacity payment	\$0.00
6. Closed/decommissioned production plant (phased down) payment	\$0.00
7. Subtotal (<i>sum of Lines 2, 3, 5 and 6</i>)	\$6,640.34
8. Population cap	\$272,425.00
9. Adjusted subtotal (<i>lesser of Line 7 or Line 8</i>)	\$6,640.34
10. Adjacent site incentive payment	\$0.00
11. Baseload incentive payment	\$0.00
12. Co-generation incentive payment	\$0.00
13. Alternative energy incentive payment	\$0.00
14. Total incentive payments (<i>sum of Lines 10 through 13</i>)	\$0.00
15. Spent nuclear fuel payment	\$0.00
16. Total Utility Aid – this is the utility aid payment listed on the front of the estimate (<i>sum of Lines 9, 14 and 15</i>)	\$6,640.34

Supplemental County and Municipal Aid

- Under state law, supplemental county and municipal aid paid to each county and municipality is determined by 2023 Wisconsin Act 12 (sec. 79.037, Wis. Stats.)
- For detailed information, review [county and municipal aid spreadsheet](#)

Supplemental County and Municipal Aid Calculation	
1. Prior year supplemental county and municipal aid	\$40,487.22
2. Increase due to sales tax revenue including adjustments (<i>district changes</i>)	\$931.21
3. Total Supplemental County and Municipal Aid (<i>sum of Lines 1 and 2</i>)	\$41,418.43

Expenditure Restraint Incentive Program

- Only municipalities are eligible to receive Expenditure Restraint Incentive Program (ERIP) payments
- Under state law, in 2025, each municipality will receive a payment that is equal to the amount of the payment received by the municipality in 2024 (sec. 79.05(4), Wis. Stats., from 2023 WI Act 12 – notwithstanding subs. (2) and (3))

Contact Information

If you have questions, contact us at lgs@wisconsin.gov, (608) 266-8618 or (608) 261-5167.



State of Wisconsin • DEPARTMENT OF REVENUE

DIVISION OF STATE AND LOCAL FINANCE • BUREAU OF LOCAL GOVERNMENT SERVICES • 2135 RIMROCK RD MADISON, WI 53713

Mailing Address:
PO Box 8971 #6-97
Madison WI 53708-8971
Fax: (608) 264-6887
lgs@wisconsin.gov

September 13, 2024

TRACY THELEN
TOWN OF FRANKLIN
S7211A TANTER HOLLOW ROAD
VIROQUA WI 54665

Notice of Shared Revenue – 2025 Original Estimate

Notice Information

The Wisconsin Department of Revenue (DOR) is providing the **estimated** shared revenue amounts your local government will receive in 2025 under current state law for county and municipal aid, supplemental county and municipal aid, utility aid and the expenditure restraint incentive program. This does not include adjustments, shown on the July and November payment notices.

District	TOWN OF FRANKLIN	County	VERNON	Co-muni code	62-012
-----------------	------------------	---------------	--------	---------------------	--------

Estimate Information

For an explanation of each aid payment listed below, review the additional information in this notice.

2025 Original Estimate	
1. County and municipal aid	\$52,724.91
2. Utility aid	\$402.73
3. Supplemental county and municipal aid	\$49,682.53
4. Expenditure restraint incentive program	\$0.00
5. Total Estimated 2025 Payments (sum of Lines 1-4)	\$102,810.17

Payment Information

Your local government will receive two distributions in 2025 :

- July 28, 2025: 15% of Line 1, 2, and 3 and 100% of Line 4 (*shown above*)
- November 17, 2025: balance of your 2025 aid payments

County and Municipal Aid

Under state law, the county and municipal aid paid to each county and municipality must be equal to the amount determined in 2012 (sec. 79.036, Wis. Stats.) and adjusted for fallen protective services insurance reimbursement (sec. 79.036(4), Wis. Stats.).

County and Municipal Aid Calculation	
1. Prior year county and municipal aid	\$51,543.23
2. Increase due to sales tax revenue, including adjustments (<i>district changes</i>)	\$1,185.49
3. Fallen protective services insurance adjustment	-\$3.81
4. Fallen protective services insurance reimbursement (<i>reported to DOR</i>)	\$0.00
5. Total County and Municipal Aid (sum of Lines 1-4)	\$52,724.91

Utility Aid

- Under state law, utility aid is distributed to each county and municipality where tax-exempt utility property is located (sec. 79.04, Wis. Stats.)
- Utility companies report utility property information to DOR annually
- DOR uses the provided information to accurately calculate utility aid (*shown below*)

Utility Aid Calculation	
1. Net book value, <i>as of December 31, 2024 (including expected additions/retirements)</i>	\$134,244.00
2. Total net book value payment	\$402.73
3. Minimum payment	\$0.00
4. Megawatt capacity	0.0
5. Megawatt capacity payment	\$0.00
6. Closed/decommissioned production plant (phased down) payment	\$0.00
7. Subtotal (<i>sum of Lines 2, 3, 5 and 6</i>)	\$402.73
8. Population cap	\$476,850.00
9. Adjusted subtotal (<i>lesser of Line 7 or Line 8</i>)	\$402.73
10. Adjacent site incentive payment	\$0.00
11. Baseload incentive payment	\$0.00
12. Co-generation incentive payment	\$0.00
13. Alternative energy incentive payment	\$0.00
14. Total incentive payments (<i>sum of Lines 10 through 13</i>)	\$0.00
15. Spent nuclear fuel payment	\$0.00
16. Total Utility Aid – this is the utility aid payment listed on the front of the estimate (<i>sum of Lines 9, 14 and 15</i>)	\$402.73

Supplemental County and Municipal Aid

- Under state law, supplemental county and municipal aid paid to each county and municipality is determined by 2023 Wisconsin Act 12 (sec. 79.037, Wis. Stats.)
- For detailed information, review [county and municipal aid spreadsheet](#)

Supplemental County and Municipal Aid Calculation	
1. Prior year supplemental county and municipal aid	\$48,565.52
2. Increase due to sales tax revenue including adjustments (<i>district changes</i>)	\$1,117.01
3. Total Supplemental County and Municipal Aid (<i>sum of Lines 1 and 2</i>)	\$49,682.53

Expenditure Restraint Incentive Program

- Only municipalities are eligible to receive Expenditure Restraint Incentive Program (ERIP) payments
- Under state law, in 2025, each municipality will receive a payment that is equal to the amount of the payment received by the municipality in 2024 (sec. 79.05(4), Wis. Stats., from 2023 WI Act 12 – notwithstanding subs. (2) and (3))

Contact Information

If you have questions, contact us at lgs@wisconsin.gov, (608) 266-8618 or (608) 261-5167.



State of Wisconsin • DEPARTMENT OF REVENUE

DIVISION OF STATE AND LOCAL FINANCE • BUREAU OF LOCAL GOVERNMENT SERVICES • 2135 RIMROCK RD MADISON, WI 53713

Mailing Address:
PO Box 8971 #6-97
Madison WI 53708-8971
Fax: (608) 264-6887
lgs@wisconsin.gov

September 13, 2024

JEROME PEDRETTI
TOWN OF GENOA
E860 MUNSACK RD
GENOA WI 54632

Notice of Shared Revenue – 2025 Original Estimate

Notice Information

The Wisconsin Department of Revenue (DOR) is providing the **estimated** shared revenue amounts your local government will receive in 2025 under current state law for county and municipal aid, supplemental county and municipal aid, utility aid and the expenditure restraint incentive program. This does not include adjustments, shown on the July and November payment notices.

District	TOWN OF GENOA	County	VERNON	Co-muni code	62-014
-----------------	---------------	---------------	--------	---------------------	--------

Estimate Information

For an explanation of each aid payment listed below, review the additional information in this notice.

2025 Original Estimate	
1. County and municipal aid	\$20,550.52
2. Utility aid	\$289,651.57
3. Supplemental county and municipal aid	\$43,669.64
4. Expenditure restraint incentive program	\$0.00
5. Total Estimated 2025 Payments (sum of Lines 1-4)	\$353,871.73

Payment Information

Your local government will receive two distributions in 2025 :

- July 28, 2025: 15% of Line 1, 2, and 3 and 100% of Line 4 (*shown above*)
- November 17, 2025: balance of your 2025 aid payments

County and Municipal Aid

Under state law, the county and municipal aid paid to each county and municipality must be equal to the amount determined in 2012 (sec. 79.036, Wis. Stats.) and adjusted for fallen protective services insurance reimbursement (sec. 79.036(4), Wis. Stats.).

County and Municipal Aid Calculation	
1. Prior year county and municipal aid	\$20,089.93
2. Increase due to sales tax revenue, including adjustments (<i>district changes</i>)	\$462.07
3. Fallen protective services insurance adjustment	-\$1.48
4. Fallen protective services insurance reimbursement (<i>reported to DOR</i>)	\$0.00
5. Total County and Municipal Aid (sum of Lines 1-4)	\$20,550.52

Utility Aid

- Under state law, utility aid is distributed to each county and municipality where tax-exempt utility property is located (sec. 79.04, Wis. Stats.)
- Utility companies report utility property information to DOR annually
- DOR uses the provided information to accurately calculate utility aid (*shown below*)

Utility Aid Calculation	
1. Net book value, <i>as of December 31, 2024 (including expected additions/retirements)</i>	\$3,083,848.00
2. Total net book value payment	\$9,251.54
3. Minimum payment	\$0.00
4. Megawatt capacity	345.6
5. Megawatt capacity payment	\$230,400.03
6. Closed/decommissioned production plant (phased down) payment	\$0.00
7. Subtotal (<i>sum of Lines 2, 3, 5 and 6</i>)	\$239,651.57
8. Population cap	\$321,725.00
9. Adjusted subtotal (<i>lesser of Line 7 or Line 8</i>)	\$239,651.57
10. Adjacent site incentive payment	\$0.00
11. Baseload incentive payment	\$0.00
12. Co-generation incentive payment	\$0.00
13. Alternative energy incentive payment	\$0.00
14. Total incentive payments (<i>sum of Lines 10 through 13</i>)	\$0.00
15. Spent nuclear fuel payment	\$50,000.00
16. Total Utility Aid – this is the utility aid payment listed on the front of the estimate (<i>sum of Lines 9, 14 and 15</i>)	\$289,651.57

Supplemental County and Municipal Aid

- Under state law, supplemental county and municipal aid paid to each county and municipality is determined by 2023 Wisconsin Act 12 (sec. 79.037, Wis. Stats.)
- For detailed information, review [county and municipal aid spreadsheet](#)

Supplemental County and Municipal Aid Calculation	
1. Prior year supplemental county and municipal aid	\$42,687.82
2. Increase due to sales tax revenue including adjustments (<i>district changes</i>)	\$981.82
3. Total Supplemental County and Municipal Aid (<i>sum of Lines 1 and 2</i>)	\$43,669.64

Expenditure Restraint Incentive Program

- Only municipalities are eligible to receive Expenditure Restraint Incentive Program (ERIP) payments
- Under state law, in 2025, each municipality will receive a payment that is equal to the amount of the payment received by the municipality in 2024 (sec. 79.05(4), Wis. Stats., from 2023 WI Act 12 – notwithstanding subs. (2) and (3))

Contact Information

If you have questions, contact us at lgs@wisconsin.gov, (608) 266-8618 or (608) 261-5167.



State of Wisconsin • DEPARTMENT OF REVENUE

DIVISION OF STATE AND LOCAL FINANCE • BUREAU OF LOCAL GOVERNMENT SERVICES • 2135 RIMROCK RD MADISON, WI 53713

Mailing Address:
PO Box 8971 #6-97
Madison WI 53708-8971
Fax: (608) 264-6887
lgs@wisconsin.gov

September 13, 2024

MARY STANEK
TOWN OF GREENWOOD
E17749 KOUBA VALLEY ROAD
HILLSBORO WI 54634

Notice of Shared Revenue – 2025 Original Estimate

Notice Information

The Wisconsin Department of Revenue (DOR) is providing the **estimated** shared revenue amounts your local government will receive in 2025 under current state law for county and municipal aid, supplemental county and municipal aid, utility aid and the expenditure restraint incentive program. This does not include adjustments, shown on the July and November payment notices.

District	TOWN OF GREENWOOD	County	VERNON	Co-muni code	62-016
-----------------	-------------------	---------------	--------	---------------------	--------

Estimate Information

For an explanation of each aid payment listed below, review the additional information in this notice.

2025 Original Estimate	
1. County and municipal aid	\$36,055.02
2. Utility aid	\$252.23
3. Supplemental county and municipal aid	\$46,710.77
4. Expenditure restraint incentive program	\$0.00
5. Total Estimated 2025 Payments (sum of Lines 1-4)	\$83,018.02

Payment Information

Your local government will receive two distributions in 2025 :

- July 28, 2025: 15% of Line 1, 2, and 3 and 100% of Line 4 (*shown above*)
- November 17, 2025: balance of your 2025 aid payments

County and Municipal Aid

Under state law, the county and municipal aid paid to each county and municipality must be equal to the amount determined in 2012 (sec. 79.036, Wis. Stats.) and adjusted for fallen protective services insurance reimbursement (sec. 79.036(4), Wis. Stats.).

County and Municipal Aid Calculation	
1. Prior year county and municipal aid	\$35,246.94
2. Increase due to sales tax revenue, including adjustments (<i>district changes</i>)	\$810.68
3. Fallen protective services insurance adjustment	-\$2.60
4. Fallen protective services insurance reimbursement (<i>reported to DOR</i>)	\$0.00
5. Total County and Municipal Aid (sum of Lines 1-4)	\$36,055.02

Utility Aid

- Under state law, utility aid is distributed to each county and municipality where tax-exempt utility property is located (sec. 79.04, Wis. Stats.)
- Utility companies report utility property information to DOR annually
- DOR uses the provided information to accurately calculate utility aid (*shown below*)

Utility Aid Calculation	
1. Net book value, as of December 31, 2024 (including expected additions/retirements)	\$84,077.00
2. Total net book value payment	\$252.23
3. Minimum payment	\$0.00
4. Megawatt capacity	0.0
5. Megawatt capacity payment	\$0.00
6. Closed/decommissioned production plant (phased down) payment	\$0.00
7. Subtotal (sum of Lines 2, 3, 5 and 6)	\$252.23
8. Population cap	\$417,350.00
9. Adjusted subtotal (lesser of Line 7 or Line 8)	\$252.23
10. Adjacent site incentive payment	\$0.00
11. Baseload incentive payment	\$0.00
12. Co-generation incentive payment	\$0.00
13. Alternative energy incentive payment	\$0.00
14. Total incentive payments (sum of Lines 10 through 13)	\$0.00
15. Spent nuclear fuel payment	\$0.00
16. Total Utility Aid – this is the utility aid payment listed on the front of the estimate (sum of Lines 9, 14 and 15)	\$252.23

Supplemental County and Municipal Aid

- Under state law, supplemental county and municipal aid paid to each county and municipality is determined by 2023 Wisconsin Act 12 (sec. 79.037, Wis. Stats.)
- For detailed information, review [county and municipal aid spreadsheet](#)

Supplemental County and Municipal Aid Calculation	
1. Prior year supplemental county and municipal aid	\$45,660.58
2. Increase due to sales tax revenue including adjustments (district changes)	\$1,050.19
3. Total Supplemental County and Municipal Aid (sum of Lines 1 and 2)	\$46,710.77

Expenditure Restraint Incentive Program

- Only municipalities are eligible to receive Expenditure Restraint Incentive Program (ERIP) payments
- Under state law, in 2025, each municipality will receive a payment that is equal to the amount of the payment received by the municipality in 2024 (sec. 79.05(4), Wis. Stats., from 2023 WI Act 12 – notwithstanding subs. (2) and (3))

Contact Information

If you have questions, contact us at lgs@wisconsin.gov, (608) 266-8618 or (608) 261-5167.



State of Wisconsin • DEPARTMENT OF REVENUE

DIVISION OF STATE AND LOCAL FINANCE • BUREAU OF LOCAL GOVERNMENT SERVICES • 2135 RIMROCK RD MADISON, WI 53713

Mailing Address:
PO Box 8971 #6-97
Madison WI 53708-8971
Fax: (608) 264-6887
lgs@wisconsin.gov

September 13, 2024

JACKIE STALSBERG
TOWN OF HAMBURG
S1594 COUNTY ROAD K
CHASEBURG WI 54621-9796

Notice of Shared Revenue – 2025 Original Estimate

Notice Information

The Wisconsin Department of Revenue (DOR) is providing the **estimated** shared revenue amounts your local government will receive in 2025 under current state law for county and municipal aid, supplemental county and municipal aid, utility aid and the expenditure restraint incentive program. This does not include adjustments, shown on the July and November payment notices.

District	TOWN OF HAMBURG	County	VERNON	Co-muni code	62-018
-----------------	-----------------	---------------	--------	---------------------	--------

Estimate Information

For an explanation of each aid payment listed below, review the additional information in this notice.

2025 Original Estimate	
1. County and municipal aid	\$44,913.29
2. Utility aid	\$1,829.61
3. Supplemental county and municipal aid	\$47,071.53
4. Expenditure restraint incentive program	\$0.00
5. Total Estimated 2025 Payments (sum of Lines 1-4)	\$93,814.43

Payment Information

Your local government will receive two distributions in 2025 :

- July 28, 2025: 15% of Line 1, 2, and 3 and 100% of Line 4 (*shown above*)
- November 17, 2025: balance of your 2025 aid payments

County and Municipal Aid

Under state law, the county and municipal aid paid to each county and municipality must be equal to the amount determined in 2012 (sec. 79.036, Wis. Stats.) and adjusted for fallen protective services insurance reimbursement (sec. 79.036(4), Wis. Stats.).

County and Municipal Aid Calculation	
1. Prior year county and municipal aid	\$43,906.68
2. Increase due to sales tax revenue, including adjustments (<i>district changes</i>)	\$1,009.85
3. Fallen protective services insurance adjustment	-\$3.24
4. Fallen protective services insurance reimbursement (<i>reported to DOR</i>)	\$0.00
5. Total County and Municipal Aid (sum of Lines 1-4)	\$44,913.29

Utility Aid

- Under state law, utility aid is distributed to each county and municipality where tax-exempt utility property is located (sec. 79.04, Wis. Stats.)
- Utility companies report utility property information to DOR annually
- DOR uses the provided information to accurately calculate utility aid (*shown below*)

Utility Aid Calculation	
1. Net book value, <i>as of December 31, 2024 (including expected additions/retirements)</i>	\$609,869.00
2. Total net book value payment	\$1,829.61
3. Minimum payment	\$0.00
4. Megawatt capacity	0.0
5. Megawatt capacity payment	\$0.00
6. Closed/decommissioned production plant (phased down) payment	\$0.00
7. Subtotal (<i>sum of Lines 2, 3, 5 and 6</i>)	\$1,829.61
8. Population cap	\$406,300.00
9. Adjusted subtotal (<i>lesser of Line 7 or Line 8</i>)	\$1,829.61
10. Adjacent site incentive payment	\$0.00
11. Baseload incentive payment	\$0.00
12. Co-generation incentive payment	\$0.00
13. Alternative energy incentive payment	\$0.00
14. Total incentive payments (<i>sum of Lines 10 through 13</i>)	\$0.00
15. Spent nuclear fuel payment	\$0.00
16. Total Utility Aid – this is the utility aid payment listed on the front of the estimate (<i>sum of Lines 9, 14 and 15</i>)	\$1,829.61

Supplemental County and Municipal Aid

- Under state law, supplemental county and municipal aid paid to each county and municipality is determined by 2023 Wisconsin Act 12 (sec. 79.037, Wis. Stats.)
- For detailed information, review [county and municipal aid spreadsheet](#)

Supplemental County and Municipal Aid Calculation	
1. Prior year supplemental county and municipal aid	\$46,013.23
2. Increase due to sales tax revenue including adjustments (<i>district changes</i>)	\$1,058.30
3. Total Supplemental County and Municipal Aid (<i>sum of Lines 1 and 2</i>)	\$47,071.53

Expenditure Restraint Incentive Program

- Only municipalities are eligible to receive Expenditure Restraint Incentive Program (ERIP) payments
- Under state law, in 2025, each municipality will receive a payment that is equal to the amount of the payment received by the municipality in 2024 (sec. 79.05(4), Wis. Stats., from 2023 WI Act 12 – notwithstanding subs. (2) and (3))

Contact Information

If you have questions, contact us at lgs@wisconsin.gov, (608) 266-8618 or (608) 261-5167.



State of Wisconsin • DEPARTMENT OF REVENUE

DIVISION OF STATE AND LOCAL FINANCE • BUREAU OF LOCAL GOVERNMENT SERVICES • 2135 RIMROCK RD MADISON, WI 53713

Mailing Address:
PO Box 8971 #6-97
Madison WI 53708-8971
Fax: (608) 264-6887
lgs@wisconsin.gov

September 13, 2024

CAROLYN PARR
TOWN OF HARMONY
S4102 COUNTY ROAD O
VIROQUA WI 54665

Notice of Shared Revenue – 2025 Original Estimate

Notice Information

The Wisconsin Department of Revenue (DOR) is providing the **estimated** shared revenue amounts your local government will receive in 2025 under current state law for county and municipal aid, supplemental county and municipal aid, utility aid and the expenditure restraint incentive program. This does not include adjustments, shown on the July and November payment notices.

District	TOWN OF HARMONY	County	VERNON	Co-muni code	62-020
-----------------	-----------------	---------------	--------	---------------------	--------

Estimate Information

For an explanation of each aid payment listed below, review the additional information in this notice.

2025 Original Estimate	
1. County and municipal aid	\$32,888.69
2. Utility aid	\$0.00
3. Supplemental county and municipal aid	\$46,212.55
4. Expenditure restraint incentive program	\$0.00
5. Total Estimated 2025 Payments (sum of Lines 1-4)	\$79,101.24

Payment Information

Your local government will receive two distributions in 2025 :

- July 28, 2025: 15% of Line 1, 2, and 3 and 100% of Line 4 (*shown above*)
- November 17, 2025: balance of your 2025 aid payments

County and Municipal Aid

Under state law, the county and municipal aid paid to each county and municipality must be equal to the amount determined in 2012 (sec. 79.036, Wis. Stats.) and adjusted for fallen protective services insurance reimbursement (sec. 79.036(4), Wis. Stats.).

County and Municipal Aid Calculation	
1. Prior year county and municipal aid	\$32,151.58
2. Increase due to sales tax revenue, including adjustments (<i>district changes</i>)	\$739.49
3. Fallen protective services insurance adjustment	-\$2.38
4. Fallen protective services insurance reimbursement (<i>reported to DOR</i>)	\$0.00
5. Total County and Municipal Aid (sum of Lines 1-4)	\$32,888.69

Utility Aid

- Under state law, utility aid is distributed to each county and municipality where tax-exempt utility property is located (sec. 79.04, Wis. Stats.)
- Utility companies report utility property information to DOR annually
- DOR uses the provided information to accurately calculate utility aid (*shown below*)

Utility Aid Calculation	
1. Net book value, <i>as of December 31, 2024 (including expected additions/retirements)</i>	\$0.00
2. Total net book value payment	\$0.00
3. Minimum payment	\$0.00
4. Megawatt capacity	0.0
5. Megawatt capacity payment	\$0.00
6. Closed/decommissioned production plant (phased down) payment	\$0.00
7. Subtotal (<i>sum of Lines 2, 3, 5 and 6</i>)	\$0.00
8. Population cap	\$399,075.00
9. Adjusted subtotal (<i>lesser of Line 7 or Line 8</i>)	\$0.00
10. Adjacent site incentive payment	\$0.00
11. Baseload incentive payment	\$0.00
12. Co-generation incentive payment	\$0.00
13. Alternative energy incentive payment	\$0.00
14. Total incentive payments (<i>sum of Lines 10 through 13</i>)	\$0.00
15. Spent nuclear fuel payment	\$0.00
16. Total Utility Aid – this is the utility aid payment listed on the front of the estimate (<i>sum of Lines 9, 14 and 15</i>)	\$0.00

Supplemental County and Municipal Aid

- Under state law, supplemental county and municipal aid paid to each county and municipality is determined by 2023 Wisconsin Act 12 (sec. 79.037, Wis. Stats.)
- For detailed information, review [county and municipal aid spreadsheet](#)

Supplemental County and Municipal Aid Calculation	
1. Prior year supplemental county and municipal aid	\$45,173.56
2. Increase due to sales tax revenue including adjustments (<i>district changes</i>)	\$1,038.99
3. Total Supplemental County and Municipal Aid (<i>sum of Lines 1 and 2</i>)	\$46,212.55

Expenditure Restraint Incentive Program

- Only municipalities are eligible to receive Expenditure Restraint Incentive Program (ERIP) payments
- Under state law, in 2025, each municipality will receive a payment that is equal to the amount of the payment received by the municipality in 2024 (sec. 79.05(4), Wis. Stats., from 2023 WI Act 12 – notwithstanding subs. (2) and (3))

Contact Information

If you have questions, contact us at lgs@wisconsin.gov, (608) 266-8618 or (608) 261-5167.



State of Wisconsin • DEPARTMENT OF REVENUE

DIVISION OF STATE AND LOCAL FINANCE • BUREAU OF LOCAL GOVERNMENT SERVICES • 2135 RIMROCK RD MADISON, WI 53713

Mailing Address:
PO Box 8971 #6-97
Madison WI 53708-8971
Fax: (608) 264-6887
lgs@wisconsin.gov

September 13, 2024

JENNIFER BURCHELL
TOWN OF HILLSBORO
E17081 STATE HWY 82
HILLSBORO WI 54634

Notice of Shared Revenue – 2025 Original Estimate

Notice Information

The Wisconsin Department of Revenue (DOR) is providing the **estimated** shared revenue amounts your local government will receive in 2025 under current state law for county and municipal aid, supplemental county and municipal aid, utility aid and the expenditure restraint incentive program. This does not include adjustments, shown on the July and November payment notices.

District	TOWN OF HILLSBORO	County	VERNON	Co-muni code	62-022
-----------------	-------------------	---------------	--------	---------------------	--------

Estimate Information

For an explanation of each aid payment listed below, review the additional information in this notice.

2025 Original Estimate	
1. County and municipal aid	\$57,796.14
2. Utility aid	\$255.53
3. Supplemental county and municipal aid	\$44,236.68
4. Expenditure restraint incentive program	\$0.00
5. Total Estimated 2025 Payments (sum of Lines 1-4)	\$102,288.35

Payment Information

Your local government will receive two distributions in 2025 :

- July 28, 2025: 15% of Line 1, 2, and 3 and 100% of Line 4 (*shown above*)
- November 17, 2025: balance of your 2025 aid payments

County and Municipal Aid

Under state law, the county and municipal aid paid to each county and municipality must be equal to the amount determined in 2012 (sec. 79.036, Wis. Stats.) and adjusted for fallen protective services insurance reimbursement (sec. 79.036(4), Wis. Stats.).

County and Municipal Aid Calculation	
1. Prior year county and municipal aid	\$56,500.80
2. Increase due to sales tax revenue, including adjustments (<i>district changes</i>)	\$1,299.52
3. Fallen protective services insurance adjustment	-\$4.18
4. Fallen protective services insurance reimbursement (<i>reported to DOR</i>)	\$0.00
5. Total County and Municipal Aid (sum of Lines 1-4)	\$57,796.14

Utility Aid

- Under state law, utility aid is distributed to each county and municipality where tax-exempt utility property is located (sec. 79.04, Wis. Stats.)
- Utility companies report utility property information to DOR annually
- DOR uses the provided information to accurately calculate utility aid (*shown below*)

Utility Aid Calculation	
1. Net book value, <i>as of December 31, 2024 (including expected additions/retirements)</i>	\$85,177.00
2. Total net book value payment	\$255.53
3. Minimum payment	\$0.00
4. Megawatt capacity	0.0
5. Megawatt capacity payment	\$0.00
6. Closed/decommissioned production plant (phased down) payment	\$0.00
7. Subtotal (<i>sum of Lines 2, 3, 5 and 6</i>)	\$255.53
8. Population cap	\$335,325.00
9. Adjusted subtotal (<i>lesser of Line 7 or Line 8</i>)	\$255.53
10. Adjacent site incentive payment	\$0.00
11. Baseload incentive payment	\$0.00
12. Co-generation incentive payment	\$0.00
13. Alternative energy incentive payment	\$0.00
14. Total incentive payments (<i>sum of Lines 10 through 13</i>)	\$0.00
15. Spent nuclear fuel payment	\$0.00
16. Total Utility Aid – this is the utility aid payment listed on the front of the estimate (<i>sum of Lines 9, 14 and 15</i>)	\$255.53

Supplemental County and Municipal Aid

- Under state law, supplemental county and municipal aid paid to each county and municipality is determined by 2023 Wisconsin Act 12 (sec. 79.037, Wis. Stats.)
- For detailed information, review [county and municipal aid spreadsheet](#)

Supplemental County and Municipal Aid Calculation	
1. Prior year supplemental county and municipal aid	\$43,242.11
2. Increase due to sales tax revenue including adjustments (<i>district changes</i>)	\$994.57
3. Total Supplemental County and Municipal Aid (<i>sum of Lines 1 and 2</i>)	\$44,236.68

Expenditure Restraint Incentive Program

- Only municipalities are eligible to receive Expenditure Restraint Incentive Program (ERIP) payments
- Under state law, in 2025, each municipality will receive a payment that is equal to the amount of the payment received by the municipality in 2024 (sec. 79.05(4), Wis. Stats., from 2023 WI Act 12 – notwithstanding subs. (2) and (3))

Contact Information

If you have questions, contact us at lgs@wisconsin.gov, (608) 266-8618 or (608) 261-5167.



State of Wisconsin • DEPARTMENT OF REVENUE

DIVISION OF STATE AND LOCAL FINANCE • BUREAU OF LOCAL GOVERNMENT SERVICES • 2135 RIMROCK RD MADISON, WI 53713

Mailing Address:
PO Box 8971 #6-97
Madison WI 53708-8971
Fax: (608) 264-6887
lgs@wisconsin.gov

September 13, 2024

ANNETTE SHELDON
TOWN OF JEFFERSON
S4498 OSTREM RD
VIROQUA WI 54665-8030

Notice of Shared Revenue – 2025 Original Estimate

Notice Information

The Wisconsin Department of Revenue (DOR) is providing the **estimated** shared revenue amounts your local government will receive in 2025 under current state law for county and municipal aid, supplemental county and municipal aid, utility aid and the expenditure restraint incentive program. This does not include adjustments, shown on the July and November payment notices.

District	TOWN OF JEFFERSON	County	VERNON	Co-muni code	62-024
-----------------	-------------------	---------------	--------	---------------------	--------

Estimate Information

For an explanation of each aid payment listed below, review the additional information in this notice.

2025 Original Estimate	
1. County and municipal aid	\$37,659.08
2. Utility aid	\$1,484.99
3. Supplemental county and municipal aid	\$52,705.15
4. Expenditure restraint incentive program	\$0.00
5. Total Estimated 2025 Payments (sum of Lines 1-4)	\$91,849.22

Payment Information

Your local government will receive two distributions in 2025 :

- July 28, 2025: 15% of Line 1, 2, and 3 and 100% of Line 4 (*shown above*)
- November 17, 2025: balance of your 2025 aid payments

County and Municipal Aid

Under state law, the county and municipal aid paid to each county and municipality must be equal to the amount determined in 2012 (sec. 79.036, Wis. Stats.) and adjusted for fallen protective services insurance reimbursement (sec. 79.036(4), Wis. Stats.).

County and Municipal Aid Calculation	
1. Prior year county and municipal aid	\$36,815.05
2. Increase due to sales tax revenue, including adjustments (<i>district changes</i>)	\$846.75
3. Fallen protective services insurance adjustment	-\$2.72
4. Fallen protective services insurance reimbursement (<i>reported to DOR</i>)	\$0.00
5. Total County and Municipal Aid (sum of Lines 1-4)	\$37,659.08

Utility Aid

- Under state law, utility aid is distributed to each county and municipality where tax-exempt utility property is located (sec. 79.04, Wis. Stats.)
- Utility companies report utility property information to DOR annually
- DOR uses the provided information to accurately calculate utility aid (*shown below*)

Utility Aid Calculation	
1. Net book value, <i>as of December 31, 2024 (including expected additions/retirements)</i>	\$494,997.00
2. Total net book value payment	\$1,484.99
3. Minimum payment	\$0.00
4. Megawatt capacity	0.0
5. Megawatt capacity payment	\$0.00
6. Closed/decommissioned production plant (phased down) payment	\$0.00
7. Subtotal (<i>sum of Lines 2, 3, 5 and 6</i>)	\$1,484.99
8. Population cap	\$553,775.00
9. Adjusted subtotal (<i>lesser of Line 7 or Line 8</i>)	\$1,484.99
10. Adjacent site incentive payment	\$0.00
11. Baseload incentive payment	\$0.00
12. Co-generation incentive payment	\$0.00
13. Alternative energy incentive payment	\$0.00
14. Total incentive payments (<i>sum of Lines 10 through 13</i>)	\$0.00
15. Spent nuclear fuel payment	\$0.00
16. Total Utility Aid – this is the utility aid payment listed on the front of the estimate (<i>sum of Lines 9, 14 and 15</i>)	\$1,484.99

Supplemental County and Municipal Aid

- Under state law, supplemental county and municipal aid paid to each county and municipality is determined by 2023 Wisconsin Act 12 (sec. 79.037, Wis. Stats.)
- For detailed information, review [county and municipal aid spreadsheet](#)

Supplemental County and Municipal Aid Calculation	
1. Prior year supplemental county and municipal aid	\$51,520.19
2. Increase due to sales tax revenue including adjustments (<i>district changes</i>)	\$1,184.96
3. Total Supplemental County and Municipal Aid (<i>sum of Lines 1 and 2</i>)	\$52,705.15

Expenditure Restraint Incentive Program

- Only municipalities are eligible to receive Expenditure Restraint Incentive Program (ERIP) payments
- Under state law, in 2025, each municipality will receive a payment that is equal to the amount of the payment received by the municipality in 2024 (sec. 79.05(4), Wis. Stats., from 2023 WI Act 12 – notwithstanding subs. (2) and (3))

Contact Information

If you have questions, contact us at lgs@wisconsin.gov, (608) 266-8618 or (608) 261-5167.



State of Wisconsin • DEPARTMENT OF REVENUE

DIVISION OF STATE AND LOCAL FINANCE • BUREAU OF LOCAL GOVERNMENT SERVICES • 2135 RIMROCK RD MADISON, WI 53713

Mailing Address:
PO Box 8971 #6-97
Madison WI 53708-8971
Fax: (608) 264-6887
lgs@wisconsin.gov

September 13, 2024

KELLY MENDYGRAL
TOWN OF KICKAPOO
PO BOX 1
READSTOWN WI 54652

Notice of Shared Revenue – 2025 Original Estimate

Notice Information

The Wisconsin Department of Revenue (DOR) is providing the **estimated** shared revenue amounts your local government will receive in 2025 under current state law for county and municipal aid, supplemental county and municipal aid, utility aid and the expenditure restraint incentive program. This does not include adjustments, shown on the July and November payment notices.

District	TOWN OF KICKAPOO	County	VERNON	Co-muni code	62-026
-----------------	------------------	---------------	--------	---------------------	--------

Estimate Information

For an explanation of each aid payment listed below, review the additional information in this notice.

2025 Original Estimate	
1. County and municipal aid	\$29,075.58
2. Utility aid	\$0.00
3. Supplemental county and municipal aid	\$43,394.70
4. Expenditure restraint incentive program	\$0.00
5. Total Estimated 2025 Payments (sum of Lines 1-4)	\$72,470.28

Payment Information

Your local government will receive two distributions in 2025 :

- July 28, 2025: 15% of Line 1, 2, and 3 and 100% of Line 4 (*shown above*)
- November 17, 2025: balance of your 2025 aid payments

County and Municipal Aid

Under state law, the county and municipal aid paid to each county and municipality must be equal to the amount determined in 2012 (sec. 79.036, Wis. Stats.) and adjusted for fallen protective services insurance reimbursement (sec. 79.036(4), Wis. Stats.).

County and Municipal Aid Calculation	
1. Prior year county and municipal aid	\$28,423.93
2. Increase due to sales tax revenue, including adjustments (<i>district changes</i>)	\$653.75
3. Fallen protective services insurance adjustment	-\$2.10
4. Fallen protective services insurance reimbursement (<i>reported to DOR</i>)	\$0.00
5. Total County and Municipal Aid (sum of Lines 1-4)	\$29,075.58

Utility Aid

- Under state law, utility aid is distributed to each county and municipality where tax-exempt utility property is located (sec. 79.04, Wis. Stats.)
- Utility companies report utility property information to DOR annually
- DOR uses the provided information to accurately calculate utility aid (*shown below*)

Utility Aid Calculation	
1. Net book value, <i>as of December 31, 2024 (including expected additions/retirements)</i>	\$0.00
2. Total net book value payment	\$0.00
3. Minimum payment	\$0.00
4. Megawatt capacity	0.0
5. Megawatt capacity payment	\$0.00
6. Closed/decommissioned production plant (phased down) payment	\$0.00
7. Subtotal (<i>sum of Lines 2, 3, 5 and 6</i>)	\$0.00
8. Population cap	\$328,950.00
9. Adjusted subtotal (<i>lesser of Line 7 or Line 8</i>)	\$0.00
10. Adjacent site incentive payment	\$0.00
11. Baseload incentive payment	\$0.00
12. Co-generation incentive payment	\$0.00
13. Alternative energy incentive payment	\$0.00
14. Total incentive payments (<i>sum of Lines 10 through 13</i>)	\$0.00
15. Spent nuclear fuel payment	\$0.00
16. Total Utility Aid – this is the utility aid payment listed on the front of the estimate (<i>sum of Lines 9, 14 and 15</i>)	\$0.00

Supplemental County and Municipal Aid

- Under state law, supplemental county and municipal aid paid to each county and municipality is determined by 2023 Wisconsin Act 12 (sec. 79.037, Wis. Stats.)
- For detailed information, review [county and municipal aid spreadsheet](#)

Supplemental County and Municipal Aid Calculation	
1. Prior year supplemental county and municipal aid	\$42,419.06
2. Increase due to sales tax revenue including adjustments (<i>district changes</i>)	\$975.64
3. Total Supplemental County and Municipal Aid (<i>sum of Lines 1 and 2</i>)	\$43,394.70

Expenditure Restraint Incentive Program

- Only municipalities are eligible to receive Expenditure Restraint Incentive Program (ERIP) payments
- Under state law, in 2025, each municipality will receive a payment that is equal to the amount of the payment received by the municipality in 2024 (sec. 79.05(4), Wis. Stats., from 2023 WI Act 12 – notwithstanding subs. (2) and (3))

Contact Information

If you have questions, contact us at lgs@wisconsin.gov, (608) 266-8618 or (608) 261-5167.



State of Wisconsin • DEPARTMENT OF REVENUE

DIVISION OF STATE AND LOCAL FINANCE • BUREAU OF LOCAL GOVERNMENT SERVICES • 2135 RIMROCK RD MADISON, WI 53713

Mailing Address:
PO Box 8971 #6-97
Madison WI 53708-8971
Fax: (608) 264-6887
lgs@wisconsin.gov

September 13, 2024

SHARON ENGH
TOWN OF LIBERTY
PO BOX 96
VIOLA WI 54664-0096

Notice of Shared Revenue – 2025 Original Estimate

Notice Information

The Wisconsin Department of Revenue (DOR) is providing the **estimated** shared revenue amounts your local government will receive in 2025 under current state law for county and municipal aid, supplemental county and municipal aid, utility aid and the expenditure restraint incentive program. This does not include adjustments, shown on the July and November payment notices.

District	TOWN OF LIBERTY	County	VERNON	Co-muni code	62-028
-----------------	-----------------	---------------	--------	---------------------	--------

Estimate Information

For an explanation of each aid payment listed below, review the additional information in this notice.

2025 Original Estimate	
1. County and municipal aid	\$11,802.20
2. Utility aid	\$429.80
3. Supplemental county and municipal aid	\$36,657.00
4. Expenditure restraint incentive program	\$0.00
5. Total Estimated 2025 Payments (sum of Lines 1-4)	\$48,889.00

Payment Information

Your local government will receive two distributions in 2025 :

- July 28, 2025: 15% of Line 1, 2, and 3 and 100% of Line 4 (*shown above*)
- November 17, 2025: balance of your 2025 aid payments

County and Municipal Aid

Under state law, the county and municipal aid paid to each county and municipality must be equal to the amount determined in 2012 (sec. 79.036, Wis. Stats.) and adjusted for fallen protective services insurance reimbursement (sec. 79.036(4), Wis. Stats.).

County and Municipal Aid Calculation	
1. Prior year county and municipal aid	\$11,537.68
2. Increase due to sales tax revenue, including adjustments (<i>district changes</i>)	\$265.37
3. Fallen protective services insurance adjustment	-\$0.85
4. Fallen protective services insurance reimbursement (<i>reported to DOR</i>)	\$0.00
5. Total County and Municipal Aid (sum of Lines 1-4)	\$11,802.20

Utility Aid

- Under state law, utility aid is distributed to each county and municipality where tax-exempt utility property is located (sec. 79.04, Wis. Stats.)
- Utility companies report utility property information to DOR annually
- DOR uses the provided information to accurately calculate utility aid (*shown below*)

Utility Aid Calculation	
1. Net book value, <i>as of December 31, 2024 (including expected additions/retirements)</i>	\$143,268.00
2. Total net book value payment	\$429.80
3. Minimum payment	\$0.00
4. Megawatt capacity	0.0
5. Megawatt capacity payment	\$0.00
6. Closed/decommissioned production plant (phased down) payment	\$0.00
7. Subtotal (<i>sum of Lines 2, 3, 5 and 6</i>)	\$429.80
8. Population cap	\$154,275.00
9. Adjusted subtotal (<i>lesser of Line 7 or Line 8</i>)	\$429.80
10. Adjacent site incentive payment	\$0.00
11. Baseload incentive payment	\$0.00
12. Co-generation incentive payment	\$0.00
13. Alternative energy incentive payment	\$0.00
14. Total incentive payments (<i>sum of Lines 10 through 13</i>)	\$0.00
15. Spent nuclear fuel payment	\$0.00
16. Total Utility Aid – this is the utility aid payment listed on the front of the estimate (<i>sum of Lines 9, 14 and 15</i>)	\$429.80

Supplemental County and Municipal Aid

- Under state law, supplemental county and municipal aid paid to each county and municipality is determined by 2023 Wisconsin Act 12 (sec. 79.037, Wis. Stats.)
- For detailed information, review [county and municipal aid spreadsheet](#)

Supplemental County and Municipal Aid Calculation	
1. Prior year supplemental county and municipal aid	\$35,832.84
2. Increase due to sales tax revenue including adjustments (<i>district changes</i>)	\$824.16
3. Total Supplemental County and Municipal Aid (<i>sum of Lines 1 and 2</i>)	\$36,657.00

Expenditure Restraint Incentive Program

- Only municipalities are eligible to receive Expenditure Restraint Incentive Program (ERIP) payments
- Under state law, in 2025, each municipality will receive a payment that is equal to the amount of the payment received by the municipality in 2024 (sec. 79.05(4), Wis. Stats., from 2023 WI Act 12 – notwithstanding subs. (2) and (3))

Contact Information

If you have questions, contact us at lgs@wisconsin.gov, (608) 266-8618 or (608) 261-5167.



State of Wisconsin • DEPARTMENT OF REVENUE

DIVISION OF STATE AND LOCAL FINANCE • BUREAU OF LOCAL GOVERNMENT SERVICES • 2135 RIMROCK RD MADISON, WI 53713

Mailing Address:
PO Box 8971 #6-97
Madison WI 53708-8971
Fax: (608) 264-6887
lgs@wisconsin.gov

September 13, 2024

HOLLY FRANKS
TOWN OF STARK
S4769 THOMPSON ROAD
LA FARGE WI 54639-8036

Notice of Shared Revenue – 2025 Original Estimate

Notice Information

The Wisconsin Department of Revenue (DOR) is providing the **estimated** shared revenue amounts your local government will receive in 2025 under current state law for county and municipal aid, supplemental county and municipal aid, utility aid and the expenditure restraint incentive program. This does not include adjustments, shown on the July and November payment notices.

District	TOWN OF STARK	County	VERNON	Co-muni code	62-030
-----------------	---------------	---------------	--------	---------------------	--------

Estimate Information

For an explanation of each aid payment listed below, review the additional information in this notice.

2025 Original Estimate	
1. County and municipal aid	\$23,357.08
2. Utility aid	\$331.63
3. Supplemental county and municipal aid	\$36,742.96
4. Expenditure restraint incentive program	\$0.00
5. Total Estimated 2025 Payments (sum of Lines 1-4)	\$60,431.67

Payment Information

Your local government will receive two distributions in 2025 :

- July 28, 2025: 15% of Line 1, 2, and 3 and 100% of Line 4 (*shown above*)
- November 17, 2025: balance of your 2025 aid payments

County and Municipal Aid

Under state law, the county and municipal aid paid to each county and municipality must be equal to the amount determined in 2012 (sec. 79.036, Wis. Stats.) and adjusted for fallen protective services insurance reimbursement (sec. 79.036(4), Wis. Stats.).

County and Municipal Aid Calculation	
1. Prior year county and municipal aid	\$22,833.60
2. Increase due to sales tax revenue, including adjustments (<i>district changes</i>)	\$525.17
3. Fallen protective services insurance adjustment	-\$1.69
4. Fallen protective services insurance reimbursement (<i>reported to DOR</i>)	\$0.00
5. Total County and Municipal Aid (sum of Lines 1-4)	\$23,357.08

Utility Aid

- Under state law, utility aid is distributed to each county and municipality where tax-exempt utility property is located (sec. 79.04, Wis. Stats.)
- Utility companies report utility property information to DOR annually
- DOR uses the provided information to accurately calculate utility aid (*shown below*)

Utility Aid Calculation	
1. Net book value, <i>as of December 31, 2024 (including expected additions/retirements)</i>	\$110,543.00
2. Total net book value payment	\$331.63
3. Minimum payment	\$0.00
4. Megawatt capacity	0.0
5. Megawatt capacity payment	\$0.00
6. Closed/decommissioned production plant (phased down) payment	\$0.00
7. Subtotal (<i>sum of Lines 2, 3, 5 and 6</i>)	\$331.63
8. Population cap	\$150,450.00
9. Adjusted subtotal (<i>lesser of Line 7 or Line 8</i>)	\$331.63
10. Adjacent site incentive payment	\$0.00
11. Baseload incentive payment	\$0.00
12. Co-generation incentive payment	\$0.00
13. Alternative energy incentive payment	\$0.00
14. Total incentive payments (<i>sum of Lines 10 through 13</i>)	\$0.00
15. Spent nuclear fuel payment	\$0.00
16. Total Utility Aid – this is the utility aid payment listed on the front of the estimate <i>(sum of Lines 9, 14 and 15)</i>	\$331.63

Supplemental County and Municipal Aid

- Under state law, supplemental county and municipal aid paid to each county and municipality is determined by 2023 Wisconsin Act 12 (sec. 79.037, Wis. Stats.)
- For detailed information, review [county and municipal aid spreadsheet](#)

Supplemental County and Municipal Aid Calculation	
1. Prior year supplemental county and municipal aid	\$35,916.87
2. Increase due to sales tax revenue including adjustments (<i>district changes</i>)	\$826.09
3. Total Supplemental County and Municipal Aid (<i>sum of Lines 1 and 2</i>)	\$36,742.96

Expenditure Restraint Incentive Program

- Only municipalities are eligible to receive Expenditure Restraint Incentive Program (ERIP) payments
- Under state law, in 2025, each municipality will receive a payment that is equal to the amount of the payment received by the municipality in 2024 (sec. 79.05(4), Wis. Stats., from 2023 WI Act 12 – notwithstanding subs. (2) and (3))

Contact Information

If you have questions, contact us at lgs@wisconsin.gov, (608) 266-8618 or (608) 261-5167.



State of Wisconsin • DEPARTMENT OF REVENUE

DIVISION OF STATE AND LOCAL FINANCE • BUREAU OF LOCAL GOVERNMENT SERVICES • 2135 RIMROCK RD MADISON, WI 53713

Mailing Address:
PO Box 8971 #6-97
Madison WI 53708-8971
Fax: (608) 264-6887
lgs@wisconsin.gov

September 13, 2024

KAY YANSKE
TOWN OF STERLING
E5498 YANSKE AVE
VIROQUA WI 54665-7768

Notice of Shared Revenue – 2025 Original Estimate

Notice Information

The Wisconsin Department of Revenue (DOR) is providing the **estimated** shared revenue amounts your local government will receive in 2025 under current state law for county and municipal aid, supplemental county and municipal aid, utility aid and the expenditure restraint incentive program. This does not include adjustments, shown on the July and November payment notices.

District	TOWN OF STERLING	County	VERNON	Co-muni code	62-032
-----------------	------------------	---------------	--------	---------------------	--------

Estimate Information

For an explanation of each aid payment listed below, review the additional information in this notice.

2025 Original Estimate	
1. County and municipal aid	\$36,387.75
2. Utility aid	\$863.27
3. Supplemental county and municipal aid	\$40,095.01
4. Expenditure restraint incentive program	\$3,558.52
5. Total Estimated 2025 Payments (sum of Lines 1-4)	\$80,904.55

Payment Information

Your local government will receive two distributions in 2025 :

- July 28, 2025: 15% of Line 1, 2, and 3 and 100% of Line 4 (*shown above*)
- November 17, 2025: balance of your 2025 aid payments

County and Municipal Aid

Under state law, the county and municipal aid paid to each county and municipality must be equal to the amount determined in 2012 (sec. 79.036, Wis. Stats.) and adjusted for fallen protective services insurance reimbursement (sec. 79.036(4), Wis. Stats.).

County and Municipal Aid Calculation	
1. Prior year county and municipal aid	\$35,572.22
2. Increase due to sales tax revenue, including adjustments (<i>district changes</i>)	\$818.16
3. Fallen protective services insurance adjustment	-\$2.63
4. Fallen protective services insurance reimbursement (<i>reported to DOR</i>)	\$0.00
5. Total County and Municipal Aid (sum of Lines 1-4)	\$36,387.75

Utility Aid

- Under state law, utility aid is distributed to each county and municipality where tax-exempt utility property is located (sec. 79.04, Wis. Stats.)
- Utility companies report utility property information to DOR annually
- DOR uses the provided information to accurately calculate utility aid (*shown below*)

Utility Aid Calculation	
1. Net book value, <i>as of December 31, 2024 (including expected additions/retirements)</i>	\$287,756.00
2. Total net book value payment	\$863.27
3. Minimum payment	\$0.00
4. Megawatt capacity	0.0
5. Megawatt capacity payment	\$0.00
6. Closed/decommissioned production plant (phased down) payment	\$0.00
7. Subtotal (<i>sum of Lines 2, 3, 5 and 6</i>)	\$863.27
8. Population cap	\$227,800.00
9. Adjusted subtotal (<i>lesser of Line 7 or Line 8</i>)	\$863.27
10. Adjacent site incentive payment	\$0.00
11. Baseload incentive payment	\$0.00
12. Co-generation incentive payment	\$0.00
13. Alternative energy incentive payment	\$0.00
14. Total incentive payments (<i>sum of Lines 10 through 13</i>)	\$0.00
15. Spent nuclear fuel payment	\$0.00
16. Total Utility Aid – this is the utility aid payment listed on the front of the estimate (<i>sum of Lines 9, 14 and 15</i>)	\$863.27

Supplemental County and Municipal Aid

- Under state law, supplemental county and municipal aid paid to each county and municipality is determined by 2023 Wisconsin Act 12 (sec. 79.037, Wis. Stats.)
- For detailed information, review [county and municipal aid spreadsheet](#)

Supplemental County and Municipal Aid Calculation	
1. Prior year supplemental county and municipal aid	\$39,193.56
2. Increase due to sales tax revenue including adjustments (<i>district changes</i>)	\$901.45
3. Total Supplemental County and Municipal Aid (<i>sum of Lines 1 and 2</i>)	\$40,095.01

Expenditure Restraint Incentive Program

- Only municipalities are eligible to receive Expenditure Restraint Incentive Program (ERIP) payments
- Under state law, in 2025, each municipality will receive a payment that is equal to the amount of the payment received by the municipality in 2024 (sec. 79.05(4), Wis. Stats., from 2023 WI Act 12 – notwithstanding subs. (2) and (3))

Contact Information

If you have questions, contact us at lgs@wisconsin.gov, (608) 266-8618 or (608) 261-5167.



State of Wisconsin • DEPARTMENT OF REVENUE

DIVISION OF STATE AND LOCAL FINANCE • BUREAU OF LOCAL GOVERNMENT SERVICES • 2135 RIMROCK RD MADISON, WI 53713

Mailing Address:
PO Box 8971 #6-97
Madison WI 53708-8971
Fax: (608) 264-6887
lgs@wisconsin.gov

September 13, 2024

FAY URBAN
TOWN OF UNION
S4144 PINE AVE
HILLSBORO WI 54634

Notice of Shared Revenue – 2025 Original Estimate

Notice Information

The Wisconsin Department of Revenue (DOR) is providing the **estimated** shared revenue amounts your local government will receive in 2025 under current state law for county and municipal aid, supplemental county and municipal aid, utility aid and the expenditure restraint incentive program. This does not include adjustments, shown on the July and November payment notices.

District	TOWN OF UNION	County	VERNON	Co-muni code	62-034
-----------------	---------------	---------------	--------	---------------------	--------

Estimate Information

For an explanation of each aid payment listed below, review the additional information in this notice.

2025 Original Estimate	
1. County and municipal aid	\$37,764.67
2. Utility aid	\$0.00
3. Supplemental county and municipal aid	\$44,734.97
4. Expenditure restraint incentive program	\$0.00
5. Total Estimated 2025 Payments (sum of Lines 1-4)	\$82,499.64

Payment Information

Your local government will receive two distributions in 2025 :

- July 28, 2025: 15% of Line 1, 2, and 3 and 100% of Line 4 (*shown above*)
- November 17, 2025: balance of your 2025 aid payments

County and Municipal Aid

Under state law, the county and municipal aid paid to each county and municipality must be equal to the amount determined in 2012 (sec. 79.036, Wis. Stats.) and adjusted for fallen protective services insurance reimbursement (sec. 79.036(4), Wis. Stats.).

County and Municipal Aid Calculation	
1. Prior year county and municipal aid	\$36,918.28
2. Increase due to sales tax revenue, including adjustments (<i>district changes</i>)	\$849.12
3. Fallen protective services insurance adjustment	-\$2.73
4. Fallen protective services insurance reimbursement (<i>reported to DOR</i>)	\$0.00
5. Total County and Municipal Aid (sum of Lines 1-4)	\$37,764.67

Utility Aid

- Under state law, utility aid is distributed to each county and municipality where tax-exempt utility property is located (sec. 79.04, Wis. Stats.)
- Utility companies report utility property information to DOR annually
- DOR uses the provided information to accurately calculate utility aid (*shown below*)

Utility Aid Calculation	
1. Net book value, <i>as of December 31, 2024 (including expected additions/retirements)</i>	\$0.00
2. Total net book value payment	\$0.00
3. Minimum payment	\$0.00
4. Megawatt capacity	0.0
5. Megawatt capacity payment	\$0.00
6. Closed/decommissioned production plant (phased down) payment	\$0.00
7. Subtotal (<i>sum of Lines 2, 3, 5 and 6</i>)	\$0.00
8. Population cap	\$359,125.00
9. Adjusted subtotal (<i>lesser of Line 7 or Line 8</i>)	\$0.00
10. Adjacent site incentive payment	\$0.00
11. Baseload incentive payment	\$0.00
12. Co-generation incentive payment	\$0.00
13. Alternative energy incentive payment	\$0.00
14. Total incentive payments (<i>sum of Lines 10 through 13</i>)	\$0.00
15. Spent nuclear fuel payment	\$0.00
16. Total Utility Aid – this is the utility aid payment listed on the front of the estimate (<i>sum of Lines 9, 14 and 15</i>)	\$0.00

Supplemental County and Municipal Aid

- Under state law, supplemental county and municipal aid paid to each county and municipality is determined by 2023 Wisconsin Act 12 (sec. 79.037, Wis. Stats.)
- For detailed information, review [county and municipal aid spreadsheet](#)

Supplemental County and Municipal Aid Calculation	
1. Prior year supplemental county and municipal aid	\$43,729.20
2. Increase due to sales tax revenue including adjustments (<i>district changes</i>)	\$1,005.77
3. Total Supplemental County and Municipal Aid (<i>sum of Lines 1 and 2</i>)	\$44,734.97

Expenditure Restraint Incentive Program

- Only municipalities are eligible to receive Expenditure Restraint Incentive Program (ERIP) payments
- Under state law, in 2025, each municipality will receive a payment that is equal to the amount of the payment received by the municipality in 2024 (sec. 79.05(4), Wis. Stats., from 2023 WI Act 12 – notwithstanding subs. (2) and (3))

Contact Information

If you have questions, contact us at lgs@wisconsin.gov, (608) 266-8618 or (608) 261-5167.



State of Wisconsin • DEPARTMENT OF REVENUE

DIVISION OF STATE AND LOCAL FINANCE • BUREAU OF LOCAL GOVERNMENT SERVICES • 2135 RIMROCK RD MADISON, WI 53713

Mailing Address:
PO Box 8971 #6-97
Madison WI 53708-8971
Fax: (608) 264-6887
lgs@wisconsin.gov

September 13, 2024

NATHAN CAMPBELL
TOWN OF VIROQUA
E7560A CTY BB
VIROQUA WI 54665

Notice of Shared Revenue – 2025 Original Estimate

Notice Information

The Wisconsin Department of Revenue (DOR) is providing the **estimated** shared revenue amounts your local government will receive in 2025 under current state law for county and municipal aid, supplemental county and municipal aid, utility aid and the expenditure restraint incentive program. This does not include adjustments, shown on the July and November payment notices.

District	TOWN OF VIROQUA	County	VERNON	Co-muni code	62-036
-----------------	-----------------	---------------	--------	---------------------	--------

Estimate Information

For an explanation of each aid payment listed below, review the additional information in this notice.

2025 Original Estimate	
1. County and municipal aid	\$87,022.59
2. Utility aid	\$461.00
3. Supplemental county and municipal aid	\$61,237.05
4. Expenditure restraint incentive program	\$0.00
5. Total Estimated 2025 Payments (sum of Lines 1-4)	\$148,720.64

Payment Information

Your local government will receive two distributions in 2025 :

- July 28, 2025: 15% of Line 1, 2, and 3 and 100% of Line 4 (*shown above*)
- November 17, 2025: balance of your 2025 aid payments

County and Municipal Aid

Under state law, the county and municipal aid paid to each county and municipality must be equal to the amount determined in 2012 (sec. 79.036, Wis. Stats.) and adjusted for fallen protective services insurance reimbursement (sec. 79.036(4), Wis. Stats.).

County and Municipal Aid Calculation	
1. Prior year county and municipal aid	\$85,072.22
2. Increase due to sales tax revenue, including adjustments (<i>district changes</i>)	\$1,956.66
3. Fallen protective services insurance adjustment	-\$6.29
4. Fallen protective services insurance reimbursement (<i>reported to DOR</i>)	\$0.00
5. Total County and Municipal Aid (sum of Lines 1-4)	\$87,022.59

Utility Aid

- Under state law, utility aid is distributed to each county and municipality where tax-exempt utility property is located (sec. 79.04, Wis. Stats.)
- Utility companies report utility property information to DOR annually
- DOR uses the provided information to accurately calculate utility aid (*shown below*)

Utility Aid Calculation	
1. Net book value, <i>as of December 31, 2024 (including expected additions/retirements)</i>	\$153,668.00
2. Total net book value payment	\$461.00
3. Minimum payment	\$0.00
4. Megawatt capacity	0.0
5. Megawatt capacity payment	\$0.00
6. Closed/decommissioned production plant (phased down) payment	\$0.00
7. Subtotal (<i>sum of Lines 2, 3, 5 and 6</i>)	\$461.00
8. Population cap	\$763,300.00
9. Adjusted subtotal (<i>lesser of Line 7 or Line 8</i>)	\$461.00
10. Adjacent site incentive payment	\$0.00
11. Baseload incentive payment	\$0.00
12. Co-generation incentive payment	\$0.00
13. Alternative energy incentive payment	\$0.00
14. Total incentive payments (<i>sum of Lines 10 through 13</i>)	\$0.00
15. Spent nuclear fuel payment	\$0.00
16. Total Utility Aid – this is the utility aid payment listed on the front of the estimate (<i>sum of Lines 9, 14 and 15</i>)	\$461.00

Supplemental County and Municipal Aid

- Under state law, supplemental county and municipal aid paid to each county and municipality is determined by 2023 Wisconsin Act 12 (sec. 79.037, Wis. Stats.)
- For detailed information, review [county and municipal aid spreadsheet](#)

Supplemental County and Municipal Aid Calculation	
1. Prior year supplemental county and municipal aid	\$59,860.26
2. Increase due to sales tax revenue including adjustments (<i>district changes</i>)	\$1,376.79
3. Total Supplemental County and Municipal Aid (<i>sum of Lines 1 and 2</i>)	\$61,237.05

Expenditure Restraint Incentive Program

- Only municipalities are eligible to receive Expenditure Restraint Incentive Program (ERIP) payments
- Under state law, in 2025, each municipality will receive a payment that is equal to the amount of the payment received by the municipality in 2024 (sec. 79.05(4), Wis. Stats., from 2023 WI Act 12 – notwithstanding subs. (2) and (3))

Contact Information

If you have questions, contact us at lgs@wisconsin.gov, (608) 266-8618 or (608) 261-5167.



State of Wisconsin • DEPARTMENT OF REVENUE

DIVISION OF STATE AND LOCAL FINANCE • BUREAU OF LOCAL GOVERNMENT SERVICES • 2135 RIMROCK RD MADISON, WI 53713

Mailing Address:
PO Box 8971 #6-97
Madison WI 53708-8971
Fax: (608) 264-6887
lgs@wisconsin.gov

September 13, 2024

ARDENE WIRTS
TOWN OF WEBSTER
E11559 BUCKEYE RIDGE RD
LA FARGE WI 54639

Notice of Shared Revenue – 2025 Original Estimate

Notice Information

The Wisconsin Department of Revenue (DOR) is providing the **estimated** shared revenue amounts your local government will receive in 2025 under current state law for county and municipal aid, supplemental county and municipal aid, utility aid and the expenditure restraint incentive program. This does not include adjustments, shown on the July and November payment notices.

District	TOWN OF WEBSTER	County	VERNON	Co-muni code	62-038
-----------------	-----------------	---------------	--------	---------------------	--------

Estimate Information

For an explanation of each aid payment listed below, review the additional information in this notice.

2025 Original Estimate	
1. County and municipal aid	\$44,049.26
2. Utility aid	\$0.00
3. Supplemental county and municipal aid	\$44,889.61
4. Expenditure restraint incentive program	\$0.00
5. Total Estimated 2025 Payments (sum of Lines 1-4)	\$88,938.87

Payment Information

Your local government will receive two distributions in 2025 :

- July 28, 2025: 15% of Line 1, 2, and 3 and 100% of Line 4 (*shown above*)
- November 17, 2025: balance of your 2025 aid payments

County and Municipal Aid

Under state law, the county and municipal aid paid to each county and municipality must be equal to the amount determined in 2012 (sec. 79.036, Wis. Stats.) and adjusted for fallen protective services insurance reimbursement (sec. 79.036(4), Wis. Stats.).

County and Municipal Aid Calculation	
1. Prior year county and municipal aid	\$43,062.01
2. Increase due to sales tax revenue, including adjustments (<i>district changes</i>)	\$990.43
3. Fallen protective services insurance adjustment	-\$3.18
4. Fallen protective services insurance reimbursement (<i>reported to DOR</i>)	\$0.00
5. Total County and Municipal Aid (sum of Lines 1-4)	\$44,049.26

Utility Aid

- Under state law, utility aid is distributed to each county and municipality where tax-exempt utility property is located (sec. 79.04, Wis. Stats.)
- Utility companies report utility property information to DOR annually
- DOR uses the provided information to accurately calculate utility aid (*shown below*)

Utility Aid Calculation	
1. Net book value, <i>as of December 31, 2024 (including expected additions/retirements)</i>	\$0.00
2. Total net book value payment	\$0.00
3. Minimum payment	\$0.00
4. Megawatt capacity	0.0
5. Megawatt capacity payment	\$0.00
6. Closed/decommissioned production plant (phased down) payment	\$0.00
7. Subtotal (<i>sum of Lines 2, 3, 5 and 6</i>)	\$0.00
8. Population cap	\$360,825.00
9. Adjusted subtotal (<i>lesser of Line 7 or Line 8</i>)	\$0.00
10. Adjacent site incentive payment	\$0.00
11. Baseload incentive payment	\$0.00
12. Co-generation incentive payment	\$0.00
13. Alternative energy incentive payment	\$0.00
14. Total incentive payments (<i>sum of Lines 10 through 13</i>)	\$0.00
15. Spent nuclear fuel payment	\$0.00
16. Total Utility Aid – this is the utility aid payment listed on the front of the estimate <i>(sum of Lines 9, 14 and 15)</i>	\$0.00

Supplemental County and Municipal Aid

- Under state law, supplemental county and municipal aid paid to each county and municipality is determined by 2023 Wisconsin Act 12 (sec. 79.037, Wis. Stats.)
- For detailed information, review [county and municipal aid spreadsheet](#)

Supplemental County and Municipal Aid Calculation	
1. Prior year supplemental county and municipal aid	\$43,880.36
2. Increase due to sales tax revenue including adjustments (<i>district changes</i>)	\$1,009.25
3. Total Supplemental County and Municipal Aid (<i>sum of Lines 1 and 2</i>)	\$44,889.61

Expenditure Restraint Incentive Program

- Only municipalities are eligible to receive Expenditure Restraint Incentive Program (ERIP) payments
- Under state law, in 2025, each municipality will receive a payment that is equal to the amount of the payment received by the municipality in 2024 (sec. 79.05(4), Wis. Stats., from 2023 WI Act 12 – notwithstanding subs. (2) and (3))

Contact Information

If you have questions, contact us at lgs@wisconsin.gov, (608) 266-8618 or (608) 261-5167.



State of Wisconsin • DEPARTMENT OF REVENUE

DIVISION OF STATE AND LOCAL FINANCE • BUREAU OF LOCAL GOVERNMENT SERVICES • 2135 RIMROCK RD MADISON, WI 53713

Mailing Address:
PO Box 8971 #6-97
Madison WI 53708-8971
Fax: (608) 264-6887
lgs@wisconsin.gov

September 13, 2024

CINDY EISENMAN
TOWN OF WHEATLAND
PO BOX 246
DE SOTO WI 54624

Notice of Shared Revenue – 2025 Original Estimate

Notice Information

The Wisconsin Department of Revenue (DOR) is providing the **estimated** shared revenue amounts your local government will receive in 2025 under current state law for county and municipal aid, supplemental county and municipal aid, utility aid and the expenditure restraint incentive program. This does not include adjustments, shown on the July and November payment notices.

District	TOWN OF WHEATLAND	County	VERNON	Co-muni code	62-040
-----------------	-------------------	---------------	--------	---------------------	--------

Estimate Information

For an explanation of each aid payment listed below, review the additional information in this notice.

2025 Original Estimate	
1. County and municipal aid	\$18,524.73
2. Utility aid	\$220.63
3. Supplemental county and municipal aid	\$40,799.71
4. Expenditure restraint incentive program	\$0.00
5. Total Estimated 2025 Payments (sum of Lines 1-4)	\$59,545.07

Payment Information

Your local government will receive two distributions in 2025 :

- July 28, 2025: 15% of Line 1, 2, and 3 and 100% of Line 4 (*shown above*)
- November 17, 2025: balance of your 2025 aid payments

County and Municipal Aid

Under state law, the county and municipal aid paid to each county and municipality must be equal to the amount determined in 2012 (sec. 79.036, Wis. Stats.) and adjusted for fallen protective services insurance reimbursement (sec. 79.036(4), Wis. Stats.).

County and Municipal Aid Calculation	
1. Prior year county and municipal aid	\$18,109.55
2. Increase due to sales tax revenue, including adjustments (<i>district changes</i>)	\$416.52
3. Fallen protective services insurance adjustment	-\$1.34
4. Fallen protective services insurance reimbursement (<i>reported to DOR</i>)	\$0.00
5. Total County and Municipal Aid (sum of Lines 1-4)	\$18,524.73

Utility Aid

- Under state law, utility aid is distributed to each county and municipality where tax-exempt utility property is located (sec. 79.04, Wis. Stats.)
- Utility companies report utility property information to DOR annually
- DOR uses the provided information to accurately calculate utility aid (*shown below*)

Utility Aid Calculation	
1. Net book value, <i>as of December 31, 2024 (including expected additions/retirements)</i>	\$73,542.00
2. Total net book value payment	\$220.63
3. Minimum payment	\$0.00
4. Megawatt capacity	0.0
5. Megawatt capacity payment	\$0.00
6. Closed/decommissioned production plant (phased down) payment	\$0.00
7. Subtotal (<i>sum of Lines 2, 3, 5 and 6</i>)	\$220.63
8. Population cap	\$253,725.00
9. Adjusted subtotal (<i>lesser of Line 7 or Line 8</i>)	\$220.63
10. Adjacent site incentive payment	\$0.00
11. Baseload incentive payment	\$0.00
12. Co-generation incentive payment	\$0.00
13. Alternative energy incentive payment	\$0.00
14. Total incentive payments (<i>sum of Lines 10 through 13</i>)	\$0.00
15. Spent nuclear fuel payment	\$0.00
16. Total Utility Aid – this is the utility aid payment listed on the front of the estimate (<i>sum of Lines 9, 14 and 15</i>)	\$220.63

Supplemental County and Municipal Aid

- Under state law, supplemental county and municipal aid paid to each county and municipality is determined by 2023 Wisconsin Act 12 (sec. 79.037, Wis. Stats.)
- For detailed information, review [county and municipal aid spreadsheet](#)

Supplemental County and Municipal Aid Calculation	
1. Prior year supplemental county and municipal aid	\$39,882.41
2. Increase due to sales tax revenue including adjustments (<i>district changes</i>)	\$917.30
3. Total Supplemental County and Municipal Aid (<i>sum of Lines 1 and 2</i>)	\$40,799.71

Expenditure Restraint Incentive Program

- Only municipalities are eligible to receive Expenditure Restraint Incentive Program (ERIP) payments
- Under state law, in 2025, each municipality will receive a payment that is equal to the amount of the payment received by the municipality in 2024 (sec. 79.05(4), Wis. Stats., from 2023 WI Act 12 – notwithstanding subs. (2) and (3))

Contact Information

If you have questions, contact us at lgs@wisconsin.gov, (608) 266-8618 or (608) 261-5167.



State of Wisconsin • DEPARTMENT OF REVENUE

DIVISION OF STATE AND LOCAL FINANCE • BUREAU OF LOCAL GOVERNMENT SERVICES • 2135 RIMROCK RD MADISON, WI 53713

Mailing Address:
PO Box 8971 #6-97
Madison WI 53708-8971
Fax: (608) 264-6887
lgs@wisconsin.gov

September 13, 2024

CORI WILSON
TOWN OF WHITESTOWN
S470A HOFF VALLEY RD
ONTARIO WI 54651-7526

Notice of Shared Revenue – 2025 Original Estimate

Notice Information

The Wisconsin Department of Revenue (DOR) is providing the **estimated** shared revenue amounts your local government will receive in 2025 under current state law for county and municipal aid, supplemental county and municipal aid, utility aid and the expenditure restraint incentive program. This does not include adjustments, shown on the July and November payment notices.

District	TOWN OF WHITESTOWN	County	VERNON	Co-muni code	62-042
-----------------	--------------------	---------------	--------	---------------------	--------

Estimate Information

For an explanation of each aid payment listed below, review the additional information in this notice.

2025 Original Estimate	
1. County and municipal aid	\$58,259.75
2. Utility aid	\$0.00
3. Supplemental county and municipal aid	\$41,676.21
4. Expenditure restraint incentive program	\$0.00
5. Total Estimated 2025 Payments (sum of Lines 1-4)	\$99,935.96

Payment Information

Your local government will receive two distributions in 2025 :

- July 28, 2025: 15% of Line 1, 2, and 3 and 100% of Line 4 (*shown above*)
- November 17, 2025: balance of your 2025 aid payments

County and Municipal Aid

Under state law, the county and municipal aid paid to each county and municipality must be equal to the amount determined in 2012 (sec. 79.036, Wis. Stats.) and adjusted for fallen protective services insurance reimbursement (sec. 79.036(4), Wis. Stats.).

County and Municipal Aid Calculation	
1. Prior year county and municipal aid	\$56,954.02
2. Increase due to sales tax revenue, including adjustments (<i>district changes</i>)	\$1,309.94
3. Fallen protective services insurance adjustment	-\$4.21
4. Fallen protective services insurance reimbursement (<i>reported to DOR</i>)	\$0.00
5. Total County and Municipal Aid (sum of Lines 1-4)	\$58,259.75

Utility Aid

- Under state law, utility aid is distributed to each county and municipality where tax-exempt utility property is located (sec. 79.04, Wis. Stats.)
- Utility companies report utility property information to DOR annually
- DOR uses the provided information to accurately calculate utility aid (*shown below*)

Utility Aid Calculation	
1. Net book value, <i>as of December 31, 2024 (including expected additions/retirements)</i>	\$0.00
2. Total net book value payment	\$0.00
3. Minimum payment	\$0.00
4. Megawatt capacity	0.0
5. Megawatt capacity payment	\$0.00
6. Closed/decommissioned production plant (phased down) payment	\$0.00
7. Subtotal (<i>sum of Lines 2, 3, 5 and 6</i>)	\$0.00
8. Population cap	\$276,250.00
9. Adjusted subtotal (<i>lesser of Line 7 or Line 8</i>)	\$0.00
10. Adjacent site incentive payment	\$0.00
11. Baseload incentive payment	\$0.00
12. Co-generation incentive payment	\$0.00
13. Alternative energy incentive payment	\$0.00
14. Total incentive payments (<i>sum of Lines 10 through 13</i>)	\$0.00
15. Spent nuclear fuel payment	\$0.00
16. Total Utility Aid – this is the utility aid payment listed on the front of the estimate (<i>sum of Lines 9, 14 and 15</i>)	\$0.00

Supplemental County and Municipal Aid

- Under state law, supplemental county and municipal aid paid to each county and municipality is determined by 2023 Wisconsin Act 12 (sec. 79.037, Wis. Stats.)
- For detailed information, review [county and municipal aid spreadsheet](#)

Supplemental County and Municipal Aid Calculation	
1. Prior year supplemental county and municipal aid	\$40,739.21
2. Increase due to sales tax revenue including adjustments (<i>district changes</i>)	\$937.00
3. Total Supplemental County and Municipal Aid (<i>sum of Lines 1 and 2</i>)	\$41,676.21

Expenditure Restraint Incentive Program

- Only municipalities are eligible to receive Expenditure Restraint Incentive Program (ERIP) payments
- Under state law, in 2025, each municipality will receive a payment that is equal to the amount of the payment received by the municipality in 2024 (sec. 79.05(4), Wis. Stats., from 2023 WI Act 12 – notwithstanding subs. (2) and (3))

Contact Information

If you have questions, contact us at lgs@wisconsin.gov, (608) 266-8618 or (608) 261-5167.



State of Wisconsin • DEPARTMENT OF REVENUE

DIVISION OF STATE AND LOCAL FINANCE • BUREAU OF LOCAL GOVERNMENT SERVICES • 2135 RIMROCK RD MADISON, WI 53713

Mailing Address:
PO Box 8971 #6-97
Madison WI 53708-8971
Fax: (608) 264-6887
lgs@wisconsin.gov

September 13, 2024

LINDA DE GARMO
VILLAGE OF CHASEBURG
400 DEPOT ST, PO BOX 156
CHASEBURG WI 54621-0156

Notice of Shared Revenue – 2025 Original Estimate

Notice Information

The Wisconsin Department of Revenue (DOR) is providing the **estimated** shared revenue amounts your local government will receive in 2025 under current state law for county and municipal aid, supplemental county and municipal aid, utility aid and the expenditure restraint incentive program. This does not include adjustments, shown on the July and November payment notices.

District	VILLAGE OF CHASEBURG	County	VERNON	Co-muni code	62-111
-----------------	----------------------	---------------	--------	---------------------	--------

Estimate Information

For an explanation of each aid payment listed below, review the additional information in this notice.

2025 Original Estimate	
1. County and municipal aid	\$99,401.87
2. Utility aid	\$0.00
3. Supplemental county and municipal aid	\$34,851.70
4. Expenditure restraint incentive program	\$0.00
5. Total Estimated 2025 Payments (sum of Lines 1-4)	\$134,253.57

Payment Information

Your local government will receive two distributions in 2025 :

- July 28, 2025: 15% of Line 1, 2, and 3 and 100% of Line 4 (*shown above*)
- November 17, 2025: balance of your 2025 aid payments

County and Municipal Aid

Under state law, the county and municipal aid paid to each county and municipality must be equal to the amount determined in 2012 (sec. 79.036, Wis. Stats.) and adjusted for fallen protective services insurance reimbursement (sec. 79.036(4), Wis. Stats.).

County and Municipal Aid Calculation	
1. Prior year county and municipal aid	\$97,174.05
2. Increase due to sales tax revenue, including adjustments (<i>district changes</i>)	\$2,235.00
3. Fallen protective services insurance adjustment	-\$7.18
4. Fallen protective services insurance reimbursement (<i>reported to DOR</i>)	\$0.00
5. Total County and Municipal Aid (sum of Lines 1-4)	\$99,401.87

Utility Aid

- Under state law, utility aid is distributed to each county and municipality where tax-exempt utility property is located (sec. 79.04, Wis. Stats.)
- Utility companies report utility property information to DOR annually
- DOR uses the provided information to accurately calculate utility aid (*shown below*)

Utility Aid Calculation	
1. Net book value, <i>as of December 31, 2024 (including expected additions/retirements)</i>	\$0.00
2. Total net book value payment	\$0.00
3. Minimum payment	\$0.00
4. Megawatt capacity	0.0
5. Megawatt capacity payment	\$0.00
6. Closed/decommissioned production plant (phased down) payment	\$0.00
7. Subtotal (<i>sum of Lines 2, 3, 5 and 6</i>)	\$0.00
8. Population cap	\$100,725.00
9. Adjusted subtotal (<i>lesser of Line 7 or Line 8</i>)	\$0.00
10. Adjacent site incentive payment	\$0.00
11. Baseload incentive payment	\$0.00
12. Co-generation incentive payment	\$0.00
13. Alternative energy incentive payment	\$0.00
14. Total incentive payments (<i>sum of Lines 10 through 13</i>)	\$0.00
15. Spent nuclear fuel payment	\$0.00
16. Total Utility Aid – this is the utility aid payment listed on the front of the estimate (<i>sum of Lines 9, 14 and 15</i>)	\$0.00

Supplemental County and Municipal Aid

- Under state law, supplemental county and municipal aid paid to each county and municipality is determined by 2023 Wisconsin Act 12 (sec. 79.037, Wis. Stats.)
- For detailed information, review [county and municipal aid spreadsheet](#)

Supplemental County and Municipal Aid Calculation	
1. Prior year supplemental county and municipal aid	\$34,068.13
2. Increase due to sales tax revenue including adjustments (<i>district changes</i>)	\$783.57
3. Total Supplemental County and Municipal Aid (<i>sum of Lines 1 and 2</i>)	\$34,851.70

Expenditure Restraint Incentive Program

- Only municipalities are eligible to receive Expenditure Restraint Incentive Program (ERIP) payments
- Under state law, in 2025, each municipality will receive a payment that is equal to the amount of the payment received by the municipality in 2024 (sec. 79.05(4), Wis. Stats., from 2023 WI Act 12 – notwithstanding subs. (2) and (3))

Contact Information

If you have questions, contact us at lgs@wisconsin.gov, (608) 266-8618 or (608) 261-5167.



State of Wisconsin • DEPARTMENT OF REVENUE

DIVISION OF STATE AND LOCAL FINANCE • BUREAU OF LOCAL GOVERNMENT SERVICES • 2135 RIMROCK RD MADISON, WI 53713

Mailing Address:
PO Box 8971 #6-97
Madison WI 53708-8971
Fax: (608) 264-6887
lgs@wisconsin.gov

September 13, 2024

RENITA WILLIAMSON
VILLAGE OF COON VALLEY
PO BOX 129
COON VALLEY WI 54623-0129

Notice of Shared Revenue – 2025 Original Estimate

Notice Information

The Wisconsin Department of Revenue (DOR) is providing the **estimated** shared revenue amounts your local government will receive in 2025 under current state law for county and municipal aid, supplemental county and municipal aid, utility aid and the expenditure restraint incentive program. This does not include adjustments, shown on the July and November payment notices.

District	VILLAGE OF COON VALLEY	County	VERNON	Co-muni code	62-112
-----------------	------------------------	---------------	--------	---------------------	--------

Estimate Information

For an explanation of each aid payment listed below, review the additional information in this notice.

2025 Original Estimate	
1. County and municipal aid	\$239,279.95
2. Utility aid	\$16.73
3. Supplemental county and municipal aid	\$47,863.18
4. Expenditure restraint incentive program	\$0.00
5. Total Estimated 2025 Payments (sum of Lines 1-4)	\$287,159.86

Payment Information

Your local government will receive two distributions in 2025 :

- July 28, 2025: 15% of Line 1, 2, and 3 and 100% of Line 4 (*shown above*)
- November 17, 2025: balance of your 2025 aid payments

County and Municipal Aid

Under state law, the county and municipal aid paid to each county and municipality must be equal to the amount determined in 2012 (sec. 79.036, Wis. Stats.) and adjusted for fallen protective services insurance reimbursement (sec. 79.036(4), Wis. Stats.).

County and Municipal Aid Calculation	
1. Prior year county and municipal aid	\$233,917.15
2. Increase due to sales tax revenue, including adjustments (<i>district changes</i>)	\$5,380.09
3. Fallen protective services insurance adjustment	-\$17.29
4. Fallen protective services insurance reimbursement (<i>reported to DOR</i>)	\$0.00
5. Total County and Municipal Aid (sum of Lines 1-4)	\$239,279.95

Utility Aid

- Under state law, utility aid is distributed to each county and municipality where tax-exempt utility property is located (sec. 79.04, Wis. Stats.)
- Utility companies report utility property information to DOR annually
- DOR uses the provided information to accurately calculate utility aid (*shown below*)

Utility Aid Calculation	
1. Net book value, <i>as of December 31, 2024 (including expected additions/retirements)</i>	\$2,789.00
2. Total net book value payment	\$16.73
3. Minimum payment	\$0.00
4. Megawatt capacity	0.0
5. Megawatt capacity payment	\$0.00
6. Closed/decommissioned production plant (phased down) payment	\$0.00
7. Subtotal (<i>sum of Lines 2, 3, 5 and 6</i>)	\$16.73
8. Population cap	\$318,750.00
9. Adjusted subtotal (<i>lesser of Line 7 or Line 8</i>)	\$16.73
10. Adjacent site incentive payment	\$0.00
11. Baseload incentive payment	\$0.00
12. Co-generation incentive payment	\$0.00
13. Alternative energy incentive payment	\$0.00
14. Total incentive payments (<i>sum of Lines 10 through 13</i>)	\$0.00
15. Spent nuclear fuel payment	\$0.00
16. Total Utility Aid – this is the utility aid payment listed on the front of the estimate (<i>sum of Lines 9, 14 and 15</i>)	\$16.73

Supplemental County and Municipal Aid

- Under state law, supplemental county and municipal aid paid to each county and municipality is determined by 2023 Wisconsin Act 12 (sec. 79.037, Wis. Stats.)
- For detailed information, review [county and municipal aid spreadsheet](#)

Supplemental County and Municipal Aid Calculation	
1. Prior year supplemental county and municipal aid	\$46,787.08
2. Increase due to sales tax revenue including adjustments (<i>district changes</i>)	\$1,076.10
3. Total Supplemental County and Municipal Aid (<i>sum of Lines 1 and 2</i>)	\$47,863.18

Expenditure Restraint Incentive Program

- Only municipalities are eligible to receive Expenditure Restraint Incentive Program (ERIP) payments
- Under state law, in 2025, each municipality will receive a payment that is equal to the amount of the payment received by the municipality in 2024 (sec. 79.05(4), Wis. Stats., from 2023 WI Act 12 – notwithstanding subs. (2) and (3))

Contact Information

If you have questions, contact us at lgs@wisconsin.gov, (608) 266-8618 or (608) 261-5167.



State of Wisconsin • DEPARTMENT OF REVENUE

DIVISION OF STATE AND LOCAL FINANCE • BUREAU OF LOCAL GOVERNMENT SERVICES • 2135 RIMROCK RD MADISON, WI 53713

Mailing Address:
PO Box 8971 #6-97
Madison WI 53708-8971
Fax: (608) 264-6887
lgs@wisconsin.gov

September 13, 2024

CARRIE BRUDOS
VILLAGE OF DE SOTO
PO BOX 37
DE SOTO WI 54624-0037

Notice of Shared Revenue – 2025 Original Estimate

Notice Information

The Wisconsin Department of Revenue (DOR) is providing the **estimated** shared revenue amounts your local government will receive in 2025 under current state law for county and municipal aid, supplemental county and municipal aid, utility aid and the expenditure restraint incentive program. This does not include adjustments, shown on the July and November payment notices.

District	VILLAGE OF DE SOTO	County	VERNON	Co-muni code	62-116
-----------------	--------------------	---------------	--------	---------------------	--------

Estimate Information

For an explanation of each aid payment listed below, review the additional information in this notice.

2025 Original Estimate	
1. County and municipal aid	\$105,694.38
2. Utility aid	\$0.00
3. Supplemental county and municipal aid	\$36,106.84
4. Expenditure restraint incentive program	\$0.00
5. Total Estimated 2025 Payments (sum of Lines 1-4)	\$141,801.22

Payment Information

Your local government will receive two distributions in 2025 :

- July 28, 2025: 15% of Line 1, 2, and 3 and 100% of Line 4 (*shown above*)
- November 17, 2025: balance of your 2025 aid payments

County and Municipal Aid

Under state law, the county and municipal aid paid to each county and municipality must be equal to the amount determined in 2012 (sec. 79.036, Wis. Stats.) and adjusted for fallen protective services insurance reimbursement (sec. 79.036(4), Wis. Stats.).

County and Municipal Aid Calculation	
1. Prior year county and municipal aid	\$103,325.53
2. Increase due to sales tax revenue, including adjustments (<i>district changes</i>)	\$2,376.49
3. Fallen protective services insurance adjustment	-\$7.64
4. Fallen protective services insurance reimbursement (<i>reported to DOR</i>)	\$0.00
5. Total County and Municipal Aid (sum of Lines 1-4)	\$105,694.38

Utility Aid

- Under state law, utility aid is distributed to each county and municipality where tax-exempt utility property is located (sec. 79.04, Wis. Stats.)
- Utility companies report utility property information to DOR annually
- DOR uses the provided information to accurately calculate utility aid (*shown below*)

Utility Aid Calculation	
1. Net book value, <i>as of December 31, 2024 (including expected additions/retirements)</i>	\$0.00
2. Total net book value payment	\$0.00
3. Minimum payment	\$0.00
4. Megawatt capacity	0.0
5. Megawatt capacity payment	\$0.00
6. Closed/decommissioned production plant (phased down) payment	\$0.00
7. Subtotal (<i>sum of Lines 2, 3, 5 and 6</i>)	\$0.00
8. Population cap	\$139,400.00
9. Adjusted subtotal (<i>lesser of Line 7 or Line 8</i>)	\$0.00
10. Adjacent site incentive payment	\$0.00
11. Baseload incentive payment	\$0.00
12. Co-generation incentive payment	\$0.00
13. Alternative energy incentive payment	\$0.00
14. Total incentive payments (<i>sum of Lines 10 through 13</i>)	\$0.00
15. Spent nuclear fuel payment	\$0.00
16. Total Utility Aid – this is the utility aid payment listed on the front of the estimate (<i>sum of Lines 9, 14 and 15</i>)	\$0.00

Supplemental County and Municipal Aid

- Under state law, supplemental county and municipal aid paid to each county and municipality is determined by 2023 Wisconsin Act 12 (sec. 79.037, Wis. Stats.)
- For detailed information, review [county and municipal aid spreadsheet](#)

Supplemental County and Municipal Aid Calculation	
1. Prior year supplemental county and municipal aid	\$35,295.05
2. Increase due to sales tax revenue including adjustments (<i>district changes</i>)	\$811.79
3. Total Supplemental County and Municipal Aid (<i>sum of Lines 1 and 2</i>)	\$36,106.84

Expenditure Restraint Incentive Program

- Only municipalities are eligible to receive Expenditure Restraint Incentive Program (ERIP) payments
- Under state law, in 2025, each municipality will receive a payment that is equal to the amount of the payment received by the municipality in 2024 (sec. 79.05(4), Wis. Stats., from 2023 WI Act 12 – notwithstanding subs. (2) and (3))

Contact Information

If you have questions, contact us at lgs@wisconsin.gov, (608) 266-8618 or (608) 261-5167.



State of Wisconsin • DEPARTMENT OF REVENUE

DIVISION OF STATE AND LOCAL FINANCE • BUREAU OF LOCAL GOVERNMENT SERVICES • 2135 RIMROCK RD MADISON, WI 53713

Mailing Address:
PO Box 8971 #6-97
Madison WI 53708-8971
Fax: (608) 264-6887
lgs@wisconsin.gov

September 13, 2024

JERRY PEDRETTI
VILLAGE OF GENOA
PO BOX 70
GENOA WI 54632

Notice of Shared Revenue – 2025 Original Estimate

Notice Information

The Wisconsin Department of Revenue (DOR) is providing the **estimated** shared revenue amounts your local government will receive in 2025 under current state law for county and municipal aid, supplemental county and municipal aid, utility aid and the expenditure restraint incentive program. This does not include adjustments, shown on the July and November payment notices.

District	VILLAGE OF GENOA	County	VERNON	Co-muni code	62-131
-----------------	------------------	---------------	--------	---------------------	--------

Estimate Information

For an explanation of each aid payment listed below, review the additional information in this notice.

2025 Original Estimate	
1. County and municipal aid	\$28,295.27
2. Utility aid	\$102,719.25
3. Supplemental county and municipal aid	\$34,662.55
4. Expenditure restraint incentive program	\$0.00
5. Total Estimated 2025 Payments (sum of Lines 1-4)	\$165,677.07

Payment Information

Your local government will receive two distributions in 2025 :

- July 28, 2025: 15% of Line 1, 2, and 3 and 100% of Line 4 (*shown above*)
- November 17, 2025: balance of your 2025 aid payments

County and Municipal Aid

Under state law, the county and municipal aid paid to each county and municipality must be equal to the amount determined in 2012 (sec. 79.036, Wis. Stats.) and adjusted for fallen protective services insurance reimbursement (sec. 79.036(4), Wis. Stats.).

County and Municipal Aid Calculation	
1. Prior year county and municipal aid	\$27,661.10
2. Increase due to sales tax revenue, including adjustments (<i>district changes</i>)	\$636.21
3. Fallen protective services insurance adjustment	-\$2.04
4. Fallen protective services insurance reimbursement (<i>reported to DOR</i>)	\$0.00
5. Total County and Municipal Aid (sum of Lines 1-4)	\$28,295.27

Utility Aid

- Under state law, utility aid is distributed to each county and municipality where tax-exempt utility property is located (sec. 79.04, Wis. Stats.)
- Utility companies report utility property information to DOR annually
- DOR uses the provided information to accurately calculate utility aid (*shown below*)

Utility Aid Calculation	
1. Net book value, <i>as of December 31, 2024 (including expected additions/retirements)</i>	\$8,786,541.00
2. Total net book value payment	\$52,719.25
3. Minimum payment	\$0.00
4. Megawatt capacity	0.0
5. Megawatt capacity payment	\$0.00
6. Closed/decommissioned production plant (phased down) payment	\$0.00
7. Subtotal (<i>sum of Lines 2, 3, 5 and 6</i>)	\$52,719.25
8. Population cap	\$95,200.00
9. Adjusted subtotal (<i>lesser of Line 7 or Line 8</i>)	\$52,719.25
10. Adjacent site incentive payment	\$0.00
11. Baseload incentive payment	\$0.00
12. Co-generation incentive payment	\$0.00
13. Alternative energy incentive payment	\$0.00
14. Total incentive payments (<i>sum of Lines 10 through 13</i>)	\$0.00
15. Spent nuclear fuel payment	\$50,000.00
16. Total Utility Aid – this is the utility aid payment listed on the front of the estimate (<i>sum of Lines 9, 14 and 15</i>)	\$102,719.25

Supplemental County and Municipal Aid

- Under state law, supplemental county and municipal aid paid to each county and municipality is determined by 2023 Wisconsin Act 12 (sec. 79.037, Wis. Stats.)
- For detailed information, review [county and municipal aid spreadsheet](#)

Supplemental County and Municipal Aid Calculation	
1. Prior year supplemental county and municipal aid	\$33,883.24
2. Increase due to sales tax revenue including adjustments (<i>district changes</i>)	\$779.31
3. Total Supplemental County and Municipal Aid (<i>sum of Lines 1 and 2</i>)	\$34,662.55

Expenditure Restraint Incentive Program

- Only municipalities are eligible to receive Expenditure Restraint Incentive Program (ERIP) payments
- Under state law, in 2025, each municipality will receive a payment that is equal to the amount of the payment received by the municipality in 2024 (sec. 79.05(4), Wis. Stats., from 2023 WI Act 12 – notwithstanding subs. (2) and (3))

Contact Information

If you have questions, contact us at lgs@wisconsin.gov, (608) 266-8618 or (608) 261-5167.



State of Wisconsin • DEPARTMENT OF REVENUE

DIVISION OF STATE AND LOCAL FINANCE • BUREAU OF LOCAL GOVERNMENT SERVICES • 2135 RIMROCK RD MADISON, WI 53713

Mailing Address:
PO Box 8971 #6-97
Madison WI 53708-8971
Fax: (608) 264-6887
lgs@wisconsin.gov

September 13, 2024

KIMBERLY WALKER
VILLAGE OF LA FARGE
P.O. BOX 37, 105 W. MAIN STREET
LA FARGE WI 54639-0037

Notice of Shared Revenue – 2025 Original Estimate

Notice Information

The Wisconsin Department of Revenue (DOR) is providing the **estimated** shared revenue amounts your local government will receive in 2025 under current state law for county and municipal aid, supplemental county and municipal aid, utility aid and the expenditure restraint incentive program. This does not include adjustments, shown on the July and November payment notices.

District	VILLAGE OF LA FARGE	County	VERNON	Co-muni code	62-146
-----------------	---------------------	---------------	--------	---------------------	--------

Estimate Information

For an explanation of each aid payment listed below, review the additional information in this notice.

2025 Original Estimate	
1. County and municipal aid	\$251,443.57
2. Utility aid	\$0.00
3. Supplemental county and municipal aid	\$50,296.28
4. Expenditure restraint incentive program	\$105.49
5. Total Estimated 2025 Payments (sum of Lines 1-4)	\$301,845.34

Payment Information

Your local government will receive two distributions in 2025 :

- July 28, 2025: 15% of Line 1, 2, and 3 and 100% of Line 4 (*shown above*)
- November 17, 2025: balance of your 2025 aid payments

County and Municipal Aid

Under state law, the county and municipal aid paid to each county and municipality must be equal to the amount determined in 2012 (sec. 79.036, Wis. Stats.) and adjusted for fallen protective services insurance reimbursement (sec. 79.036(4), Wis. Stats.).

County and Municipal Aid Calculation	
1. Prior year county and municipal aid	\$245,808.15
2. Increase due to sales tax revenue, including adjustments (<i>district changes</i>)	\$5,653.59
3. Fallen protective services insurance adjustment	-\$18.17
4. Fallen protective services insurance reimbursement (<i>reported to DOR</i>)	\$0.00
5. Total County and Municipal Aid (sum of Lines 1-4)	\$251,443.57

Utility Aid

- Under state law, utility aid is distributed to each county and municipality where tax-exempt utility property is located (sec. 79.04, Wis. Stats.)
- Utility companies report utility property information to DOR annually
- DOR uses the provided information to accurately calculate utility aid (*shown below*)

Utility Aid Calculation	
1. Net book value, <i>as of December 31, 2024 (including expected additions/retirements)</i>	\$0.00
2. Total net book value payment	\$0.00
3. Minimum payment	\$0.00
4. Megawatt capacity	0.0
5. Megawatt capacity payment	\$0.00
6. Closed/decommissioned production plant (phased down) payment	\$0.00
7. Subtotal (<i>sum of Lines 2, 3, 5 and 6</i>)	\$0.00
8. Population cap	\$300,050.00
9. Adjusted subtotal (<i>lesser of Line 7 or Line 8</i>)	\$0.00
10. Adjacent site incentive payment	\$0.00
11. Baseload incentive payment	\$0.00
12. Co-generation incentive payment	\$0.00
13. Alternative energy incentive payment	\$0.00
14. Total incentive payments (<i>sum of Lines 10 through 13</i>)	\$0.00
15. Spent nuclear fuel payment	\$0.00
16. Total Utility Aid – this is the utility aid payment listed on the front of the estimate (<i>sum of Lines 9, 14 and 15</i>)	\$0.00

Supplemental County and Municipal Aid

- Under state law, supplemental county and municipal aid paid to each county and municipality is determined by 2023 Wisconsin Act 12 (sec. 79.037, Wis. Stats.)
- For detailed information, review [county and municipal aid spreadsheet](#)

Supplemental County and Municipal Aid Calculation	
1. Prior year supplemental county and municipal aid	\$49,165.47
2. Increase due to sales tax revenue including adjustments (<i>district changes</i>)	\$1,130.81
3. Total Supplemental County and Municipal Aid (<i>sum of Lines 1 and 2</i>)	\$50,296.28

Expenditure Restraint Incentive Program

- Only municipalities are eligible to receive Expenditure Restraint Incentive Program (ERIP) payments
- Under state law, in 2025, each municipality will receive a payment that is equal to the amount of the payment received by the municipality in 2024 (sec. 79.05(4), Wis. Stats., from 2023 WI Act 12 – notwithstanding subs. (2) and (3))

Contact Information

If you have questions, contact us at lgs@wisconsin.gov, (608) 266-8618 or (608) 261-5167.



State of Wisconsin • DEPARTMENT OF REVENUE

DIVISION OF STATE AND LOCAL FINANCE • BUREAU OF LOCAL GOVERNMENT SERVICES • 2135 RIMROCK RD MADISON, WI 53713

Mailing Address:
PO Box 8971 #6-97
Madison WI 53708-8971
Fax: (608) 264-6887
lgs@wisconsin.gov

September 13, 2024

TERESA TAYLOR
VILLAGE OF ONTARIO
PO BOX 66
ONTARIO WI 54651-0066

Notice of Shared Revenue – 2025 Original Estimate

Notice Information

The Wisconsin Department of Revenue (DOR) is providing the **estimated** shared revenue amounts your local government will receive in 2025 under current state law for county and municipal aid, supplemental county and municipal aid, utility aid and the expenditure restraint incentive program. This does not include adjustments, shown on the July and November payment notices.

District	VILLAGE OF ONTARIO	County	VERNON	Co-muni code	62-165
-----------------	--------------------	---------------	--------	---------------------	--------

Estimate Information

For an explanation of each aid payment listed below, review the additional information in this notice.

2025 Original Estimate	
1. County and municipal aid	\$172,249.68
2. Utility aid	\$0.00
3. Supplemental county and municipal aid	\$39,768.44
4. Expenditure restraint incentive program	\$5,203.92
5. Total Estimated 2025 Payments (sum of Lines 1-4)	\$217,222.04

Payment Information

Your local government will receive two distributions in 2025 :

- July 28, 2025: 15% of Line 1, 2, and 3 and 100% of Line 4 (*shown above*)
- November 17, 2025: balance of your 2025 aid payments

County and Municipal Aid

Under state law, the county and municipal aid paid to each county and municipality must be equal to the amount determined in 2012 (sec. 79.036, Wis. Stats.) and adjusted for fallen protective services insurance reimbursement (sec. 79.036(4), Wis. Stats.).

County and Municipal Aid Calculation	
1. Prior year county and municipal aid	\$168,389.17
2. Increase due to sales tax revenue, including adjustments (<i>district changes</i>)	\$3,872.95
3. Fallen protective services insurance adjustment	-\$12.44
4. Fallen protective services insurance reimbursement (<i>reported to DOR</i>)	\$0.00
5. Total County and Municipal Aid (sum of Lines 1-4)	\$172,249.68

Utility Aid

- Under state law, utility aid is distributed to each county and municipality where tax-exempt utility property is located (sec. 79.04, Wis. Stats.)
- Utility companies report utility property information to DOR annually
- DOR uses the provided information to accurately calculate utility aid (*shown below*)

Utility Aid Calculation	
1. Net book value, <i>as of December 31, 2024 (including expected additions/retirements)</i>	\$0.00
2. Total net book value payment	\$0.00
3. Minimum payment	\$0.00
4. Megawatt capacity	0.0
5. Megawatt capacity payment	\$0.00
6. Closed/decommissioned production plant (phased down) payment	\$0.00
7. Subtotal (<i>sum of Lines 2, 3, 5 and 6</i>)	\$0.00
8. Population cap	\$222,275.00
9. Adjusted subtotal (<i>lesser of Line 7 or Line 8</i>)	\$0.00
10. Adjacent site incentive payment	\$0.00
11. Baseload incentive payment	\$0.00
12. Co-generation incentive payment	\$0.00
13. Alternative energy incentive payment	\$0.00
14. Total incentive payments (<i>sum of Lines 10 through 13</i>)	\$0.00
15. Spent nuclear fuel payment	\$0.00
16. Total Utility Aid – this is the utility aid payment listed on the front of the estimate (<i>sum of Lines 9, 14 and 15</i>)	\$0.00

Supplemental County and Municipal Aid

- Under state law, supplemental county and municipal aid paid to each county and municipality is determined by 2023 Wisconsin Act 12 (sec. 79.037, Wis. Stats.)
- For detailed information, review [county and municipal aid spreadsheet](#)

Supplemental County and Municipal Aid Calculation	
1. Prior year supplemental county and municipal aid	\$38,874.33
2. Increase due to sales tax revenue including adjustments (<i>district changes</i>)	\$894.11
3. Total Supplemental County and Municipal Aid (<i>sum of Lines 1 and 2</i>)	\$39,768.44

Expenditure Restraint Incentive Program

- Only municipalities are eligible to receive Expenditure Restraint Incentive Program (ERIP) payments
- Under state law, in 2025, each municipality will receive a payment that is equal to the amount of the payment received by the municipality in 2024 (sec. 79.05(4), Wis. Stats., from 2023 WI Act 12 – notwithstanding subs. (2) and (3))

Contact Information

If you have questions, contact us at lgs@wisconsin.gov, (608) 266-8618 or (608) 261-5167.



State of Wisconsin • DEPARTMENT OF REVENUE

DIVISION OF STATE AND LOCAL FINANCE • BUREAU OF LOCAL GOVERNMENT SERVICES • 2135 RIMROCK RD MADISON, WI 53713

Mailing Address:
PO Box 8971 #6-97
Madison WI 53708-8971
Fax: (608) 264-6887
lgs@wisconsin.gov

September 13, 2024

CHELSEY HOFFMAN
VILLAGE OF READSTOWN
PO BOX 247, 116 NORTH 4TH ST
READSTOWN WI 54652-0247

Notice of Shared Revenue – 2025 Original Estimate

Notice Information

The Wisconsin Department of Revenue (DOR) is providing the **estimated** shared revenue amounts your local government will receive in 2025 under current state law for county and municipal aid, supplemental county and municipal aid, utility aid and the expenditure restraint incentive program. This does not include adjustments, shown on the July and November payment notices.

District	VILLAGE OF READSTOWN	County	VERNON	Co-muni code	62-176
-----------------	----------------------	---------------	--------	---------------------	--------

Estimate Information

For an explanation of each aid payment listed below, review the additional information in this notice.

2025 Original Estimate	
1. County and municipal aid	\$212,614.88
2. Utility aid	\$0.00
3. Supplemental county and municipal aid	\$42,529.36
4. Expenditure restraint incentive program	\$0.00
5. Total Estimated 2025 Payments (sum of Lines 1-4)	\$255,144.24

Payment Information

Your local government will receive two distributions in 2025 :

- July 28, 2025: 15% of Line 1, 2, and 3 and 100% of Line 4 (*shown above*)
- November 17, 2025: balance of your 2025 aid payments

County and Municipal Aid

Under state law, the county and municipal aid paid to each county and municipality must be equal to the amount determined in 2012 (sec. 79.036, Wis. Stats.) and adjusted for fallen protective services insurance reimbursement (sec. 79.036(4), Wis. Stats.).

County and Municipal Aid Calculation	
1. Prior year county and municipal aid	\$207,849.70
2. Increase due to sales tax revenue, including adjustments (<i>district changes</i>)	\$4,780.54
3. Fallen protective services insurance adjustment	-\$15.36
4. Fallen protective services insurance reimbursement (<i>reported to DOR</i>)	\$0.00
5. Total County and Municipal Aid (sum of Lines 1-4)	\$212,614.88

Utility Aid

- Under state law, utility aid is distributed to each county and municipality where tax-exempt utility property is located (sec. 79.04, Wis. Stats.)
- Utility companies report utility property information to DOR annually
- DOR uses the provided information to accurately calculate utility aid (*shown below*)

Utility Aid Calculation	
1. Net book value, <i>as of December 31, 2024 (including expected additions/retirements)</i>	\$0.00
2. Total net book value payment	\$0.00
3. Minimum payment	\$0.00
4. Megawatt capacity	0.0
5. Megawatt capacity payment	\$0.00
6. Closed/decommissioned production plant (phased down) payment	\$0.00
7. Subtotal (<i>sum of Lines 2, 3, 5 and 6</i>)	\$0.00
8. Population cap	\$154,700.00
9. Adjusted subtotal (<i>lesser of Line 7 or Line 8</i>)	\$0.00
10. Adjacent site incentive payment	\$0.00
11. Baseload incentive payment	\$0.00
12. Co-generation incentive payment	\$0.00
13. Alternative energy incentive payment	\$0.00
14. Total incentive payments (<i>sum of Lines 10 through 13</i>)	\$0.00
15. Spent nuclear fuel payment	\$0.00
16. Total Utility Aid – this is the utility aid payment listed on the front of the estimate (<i>sum of Lines 9, 14 and 15</i>)	\$0.00

Supplemental County and Municipal Aid

- Under state law, supplemental county and municipal aid paid to each county and municipality is determined by 2023 Wisconsin Act 12 (sec. 79.037, Wis. Stats.)
- For detailed information, review [county and municipal aid spreadsheet](#)

Supplemental County and Municipal Aid Calculation	
1. Prior year supplemental county and municipal aid	\$41,573.18
2. Increase due to sales tax revenue including adjustments (<i>district changes</i>)	\$956.18
3. Total Supplemental County and Municipal Aid (<i>sum of Lines 1 and 2</i>)	\$42,529.36

Expenditure Restraint Incentive Program

- Only municipalities are eligible to receive Expenditure Restraint Incentive Program (ERIP) payments
- Under state law, in 2025, each municipality will receive a payment that is equal to the amount of the payment received by the municipality in 2024 (sec. 79.05(4), Wis. Stats., from 2023 WI Act 12 – notwithstanding subs. (2) and (3))

Contact Information

If you have questions, contact us at lgs@wisconsin.gov, (608) 266-8618 or (608) 261-5167.



State of Wisconsin • DEPARTMENT OF REVENUE

DIVISION OF STATE AND LOCAL FINANCE • BUREAU OF LOCAL GOVERNMENT SERVICES • 2135 RIMROCK RD MADISON, WI 53713

Mailing Address:
PO Box 8971 #6-97
Madison WI 53708-8971
Fax: (608) 264-6887
lgs@wisconsin.gov

September 13, 2024

KENT HATLESTAD
VILLAGE OF STODDARD
PO BOX 236, 180 MAIN ST
STODDARD WI 54658-0236

Notice of Shared Revenue – 2025 Original Estimate

Notice Information

The Wisconsin Department of Revenue (DOR) is providing the **estimated** shared revenue amounts your local government will receive in 2025 under current state law for county and municipal aid, supplemental county and municipal aid, utility aid and the expenditure restraint incentive program. This does not include adjustments, shown on the July and November payment notices.

District	VILLAGE OF STODDARD	County	VERNON	Co-muni code	62-181
-----------------	---------------------	---------------	--------	---------------------	--------

Estimate Information

For an explanation of each aid payment listed below, review the additional information in this notice.

2025 Original Estimate	
1. County and municipal aid	\$171,360.82
2. Utility aid	\$0.00
3. Supplemental county and municipal aid	\$46,092.29
4. Expenditure restraint incentive program	\$0.00
5. Total Estimated 2025 Payments (sum of Lines 1-4)	\$217,453.11

Payment Information

Your local government will receive two distributions in 2025 :

- July 28, 2025: 15% of Line 1, 2, and 3 and 100% of Line 4 (*shown above*)
- November 17, 2025: balance of your 2025 aid payments

County and Municipal Aid

Under state law, the county and municipal aid paid to each county and municipality must be equal to the amount determined in 2012 (sec. 79.036, Wis. Stats.) and adjusted for fallen protective services insurance reimbursement (sec. 79.036(4), Wis. Stats.).

County and Municipal Aid Calculation	
1. Prior year county and municipal aid	\$167,520.23
2. Increase due to sales tax revenue, including adjustments (<i>district changes</i>)	\$3,852.97
3. Fallen protective services insurance adjustment	-\$12.38
4. Fallen protective services insurance reimbursement (<i>reported to DOR</i>)	\$0.00
5. Total County and Municipal Aid (sum of Lines 1-4)	\$171,360.82

Utility Aid

- Under state law, utility aid is distributed to each county and municipality where tax-exempt utility property is located (sec. 79.04, Wis. Stats.)
- Utility companies report utility property information to DOR annually
- DOR uses the provided information to accurately calculate utility aid (*shown below*)

Utility Aid Calculation	
1. Net book value, <i>as of December 31, 2024 (including expected additions/retirements)</i>	\$0.00
2. Total net book value payment	\$0.00
3. Minimum payment	\$0.00
4. Megawatt capacity	0.0
5. Megawatt capacity payment	\$0.00
6. Closed/decommissioned production plant (phased down) payment	\$0.00
7. Subtotal (<i>sum of Lines 2, 3, 5 and 6</i>)	\$0.00
8. Population cap	\$391,000.00
9. Adjusted subtotal (<i>lesser of Line 7 or Line 8</i>)	\$0.00
10. Adjacent site incentive payment	\$0.00
11. Baseload incentive payment	\$0.00
12. Co-generation incentive payment	\$0.00
13. Alternative energy incentive payment	\$0.00
14. Total incentive payments (<i>sum of Lines 10 through 13</i>)	\$0.00
15. Spent nuclear fuel payment	\$0.00
16. Total Utility Aid – this is the utility aid payment listed on the front of the estimate (<i>sum of Lines 9, 14 and 15</i>)	\$0.00

Supplemental County and Municipal Aid

- Under state law, supplemental county and municipal aid paid to each county and municipality is determined by 2023 Wisconsin Act 12 (sec. 79.037, Wis. Stats.)
- For detailed information, review [county and municipal aid spreadsheet](#)

Supplemental County and Municipal Aid Calculation	
1. Prior year supplemental county and municipal aid	\$45,056.00
2. Increase due to sales tax revenue including adjustments (<i>district changes</i>)	\$1,036.29
3. Total Supplemental County and Municipal Aid (<i>sum of Lines 1 and 2</i>)	\$46,092.29

Expenditure Restraint Incentive Program

- Only municipalities are eligible to receive Expenditure Restraint Incentive Program (ERIP) payments
- Under state law, in 2025, each municipality will receive a payment that is equal to the amount of the payment received by the municipality in 2024 (sec. 79.05(4), Wis. Stats., from 2023 WI Act 12 – notwithstanding subs. (2) and (3))

Contact Information

If you have questions, contact us at lgs@wisconsin.gov, (608) 266-8618 or (608) 261-5167.



State of Wisconsin • DEPARTMENT OF REVENUE

DIVISION OF STATE AND LOCAL FINANCE • BUREAU OF LOCAL GOVERNMENT SERVICES • 2135 RIMROCK RD MADISON, WI 53713

Mailing Address:
PO Box 8971 #6-97
Madison WI 53708-8971
Fax: (608) 264-6887
lgs@wisconsin.gov

September 13, 2024

SHEILA SCHRAUFNAGEL
CITY OF HILLSBORO
PO BOX 447
HILLSBORO WI 54634

Notice of Shared Revenue – 2025 Original Estimate

Notice Information

The Wisconsin Department of Revenue (DOR) is providing the **estimated** shared revenue amounts your local government will receive in 2025 under current state law for county and municipal aid, supplemental county and municipal aid, utility aid and the expenditure restraint incentive program. This does not include adjustments, shown on the July and November payment notices.

District	CITY OF HILLSBORO	County	VERNON	Co-muni code	62-236
-----------------	-------------------	---------------	--------	---------------------	--------

Estimate Information

For an explanation of each aid payment listed below, review the additional information in this notice.

2025 Original Estimate	
1. County and municipal aid	\$477,636.03
2. Utility aid	\$2,087.44
3. Supplemental county and municipal aid	\$95,541.56
4. Expenditure restraint incentive program	\$15,101.15
5. Total Estimated 2025 Payments (sum of Lines 1-4)	\$590,366.18

Payment Information

Your local government will receive two distributions in 2025 :

- July 28, 2025: 15% of Line 1, 2, and 3 and 100% of Line 4 (*shown above*)
- November 17, 2025: balance of your 2025 aid payments

County and Municipal Aid

Under state law, the county and municipal aid paid to each county and municipality must be equal to the amount determined in 2012 (sec. 79.036, Wis. Stats.) and adjusted for fallen protective services insurance reimbursement (sec. 79.036(4), Wis. Stats.).

County and Municipal Aid Calculation	
1. Prior year county and municipal aid	\$466,931.12
2. Increase due to sales tax revenue, including adjustments (<i>district changes</i>)	\$10,739.42
3. Fallen protective services insurance adjustment	-\$34.51
4. Fallen protective services insurance reimbursement (<i>reported to DOR</i>)	\$0.00
5. Total County and Municipal Aid (sum of Lines 1-4)	\$477,636.03

Utility Aid

- Under state law, utility aid is distributed to each county and municipality where tax-exempt utility property is located (sec. 79.04, Wis. Stats.)
- Utility companies report utility property information to DOR annually
- DOR uses the provided information to accurately calculate utility aid (*shown below*)

Utility Aid Calculation	
1. Net book value, as of December 31, 2024 (including expected additions/retirements)	\$347,907.00
2. Total net book value payment	\$2,087.44
3. Minimum payment	\$0.00
4. Megawatt capacity	0.0
5. Megawatt capacity payment	\$0.00
6. Closed/decommissioned production plant (phased down) payment	\$0.00
7. Subtotal (sum of Lines 2, 3, 5 and 6)	\$2,087.44
8. Population cap	\$598,825.00
9. Adjusted subtotal (lesser of Line 7 or Line 8)	\$2,087.44
10. Adjacent site incentive payment	\$0.00
11. Baseload incentive payment	\$0.00
12. Co-generation incentive payment	\$0.00
13. Alternative energy incentive payment	\$0.00
14. Total incentive payments (sum of Lines 10 through 13)	\$0.00
15. Spent nuclear fuel payment	\$0.00
16. Total Utility Aid – this is the utility aid payment listed on the front of the estimate (sum of Lines 9, 14 and 15)	\$2,087.44

Supplemental County and Municipal Aid

- Under state law, supplemental county and municipal aid paid to each county and municipality is determined by 2023 Wisconsin Act 12 (sec. 79.037, Wis. Stats.)
- For detailed information, review [county and municipal aid spreadsheet](#)

Supplemental County and Municipal Aid Calculation	
1. Prior year supplemental county and municipal aid	\$93,393.51
2. Increase due to sales tax revenue including adjustments (<i>district changes</i>)	\$2,148.05
3. Total Supplemental County and Municipal Aid (sum of Lines 1 and 2)	\$95,541.56

Expenditure Restraint Incentive Program

- Only municipalities are eligible to receive Expenditure Restraint Incentive Program (ERIP) payments
- Under state law, in 2025, each municipality will receive a payment that is equal to the amount of the payment received by the municipality in 2024 (sec. 79.05(4), Wis. Stats., from 2023 WI Act 12 – notwithstanding subs. (2) and (3))

Contact Information

If you have questions, contact us at lgs@wisconsin.gov, (608) 266-8618 or (608) 261-5167.



State of Wisconsin • DEPARTMENT OF REVENUE

DIVISION OF STATE AND LOCAL FINANCE • BUREAU OF LOCAL GOVERNMENT SERVICES • 2135 RIMROCK RD MADISON, WI 53713

Mailing Address:
PO Box 8971 #6-97
Madison WI 53708-8971
Fax: (608) 264-6887
lgs@wisconsin.gov

September 13, 2024

LORI POLHAMUS
CITY OF VIROQUA
124 DECKER ST
VIROQUA WI 54665-1476

Notice of Shared Revenue – 2025 Original Estimate

Notice Information

The Wisconsin Department of Revenue (DOR) is providing the **estimated** shared revenue amounts your local government will receive in 2025 under current state law for county and municipal aid, supplemental county and municipal aid, utility aid and the expenditure restraint incentive program. This does not include adjustments, shown on the July and November payment notices.

District	CITY OF VIROQUA	County	VERNON	Co-muni code	62-286
-----------------	-----------------	---------------	--------	---------------------	--------

Estimate Information

For an explanation of each aid payment listed below, review the additional information in this notice.

2025 Original Estimate	
1. County and municipal aid	\$1,019,288.12
2. Utility aid	\$26,929.33
3. Supplemental county and municipal aid	\$203,888.26
4. Expenditure restraint incentive program	\$79,771.64
5. Total Estimated 2025 Payments (sum of Lines 1-4)	\$1,329,877.35

Payment Information

Your local government will receive two distributions in 2025 :

- July 28, 2025: 15% of Line 1, 2, and 3 and 100% of Line 4 (*shown above*)
- November 17, 2025: balance of your 2025 aid payments

County and Municipal Aid

Under state law, the county and municipal aid paid to each county and municipality must be equal to the amount determined in 2012 (sec. 79.036, Wis. Stats.) and adjusted for fallen protective services insurance reimbursement (sec. 79.036(4), Wis. Stats.).

County and Municipal Aid Calculation	
1. Prior year county and municipal aid	\$996,443.56
2. Increase due to sales tax revenue, including adjustments (<i>district changes</i>)	\$22,918.20
3. Fallen protective services insurance adjustment	-\$73.64
4. Fallen protective services insurance reimbursement (<i>reported to DOR</i>)	\$0.00
5. Total County and Municipal Aid (sum of Lines 1-4)	\$1,019,288.12

Utility Aid

- Under state law, utility aid is distributed to each county and municipality where tax-exempt utility property is located (sec. 79.04, Wis. Stats.)
- Utility companies report utility property information to DOR annually
- DOR uses the provided information to accurately calculate utility aid (*shown below*)

Utility Aid Calculation	
1. Net book value, <i>as of December 31, 2024 (including expected additions/retirements)</i>	\$4,488,221.00
2. Total net book value payment	\$26,929.33
3. Minimum payment	\$0.00
4. Megawatt capacity	0.0
5. Megawatt capacity payment	\$0.00
6. Closed/decommissioned production plant (phased down) payment	\$0.00
7. Subtotal (<i>sum of Lines 2, 3, 5 and 6</i>)	\$26,929.33
8. Population cap	\$1,870,850.00
9. Adjusted subtotal (<i>lesser of Line 7 or Line 8</i>)	\$26,929.33
10. Adjacent site incentive payment	\$0.00
11. Baseload incentive payment	\$0.00
12. Co-generation incentive payment	\$0.00
13. Alternative energy incentive payment	\$0.00
14. Total incentive payments (<i>sum of Lines 10 through 13</i>)	\$0.00
15. Spent nuclear fuel payment	\$0.00
16. Total Utility Aid – this is the utility aid payment listed on the front of the estimate (<i>sum of Lines 9, 14 and 15</i>)	\$26,929.33

Supplemental County and Municipal Aid

- Under state law, supplemental county and municipal aid paid to each county and municipality is determined by 2023 Wisconsin Act 12 (sec. 79.037, Wis. Stats.)
- For detailed information, review [county and municipal aid spreadsheet](#)

Supplemental County and Municipal Aid Calculation	
1. Prior year supplemental county and municipal aid	\$199,304.26
2. Increase due to sales tax revenue including adjustments (<i>district changes</i>)	\$4,584.00
3. Total Supplemental County and Municipal Aid (<i>sum of Lines 1 and 2</i>)	\$203,888.26

Expenditure Restraint Incentive Program

- Only municipalities are eligible to receive Expenditure Restraint Incentive Program (ERIP) payments
- Under state law, in 2025, each municipality will receive a payment that is equal to the amount of the payment received by the municipality in 2024 (sec. 79.05(4), Wis. Stats., from 2023 WI Act 12 – notwithstanding subs. (2) and (3))

Contact Information

If you have questions, contact us at lgs@wisconsin.gov, (608) 266-8618 or (608) 261-5167.



State of Wisconsin • DEPARTMENT OF REVENUE

DIVISION OF STATE AND LOCAL FINANCE • BUREAU OF LOCAL GOVERNMENT SERVICES • 2135 RIMROCK RD MADISON, WI 53713

Mailing Address:
PO Box 8971 #6-97
Madison WI 53708-8971
Fax: (608) 264-6887
lgs@wisconsin.gov

September 13, 2024

ROXY WEDWICK
CITY OF WESTBY
200 N MAIN ST
WESTBY WI 54667-1108

Notice of Shared Revenue – 2025 Original Estimate

Notice Information

The Wisconsin Department of Revenue (DOR) is providing the **estimated** shared revenue amounts your local government will receive in 2025 under current state law for county and municipal aid, supplemental county and municipal aid, utility aid and the expenditure restraint incentive program. This does not include adjustments, shown on the July and November payment notices.

District	CITY OF WESTBY	County	VERNON	Co-muni code	62-291
-----------------	----------------	---------------	--------	---------------------	--------

Estimate Information

For an explanation of each aid payment listed below, review the additional information in this notice.

2025 Original Estimate	
1. County and municipal aid	\$528,287.35
2. Utility aid	\$24,140.56
3. Supplemental county and municipal aid	\$105,673.34
4. Expenditure restraint incentive program	\$0.00
5. Total Estimated 2025 Payments (sum of Lines 1-4)	\$658,101.25

Payment Information

Your local government will receive two distributions in 2025 :

- July 28, 2025: 15% of Line 1, 2, and 3 and 100% of Line 4 (*shown above*)
- November 17, 2025: balance of your 2025 aid payments

County and Municipal Aid

Under state law, the county and municipal aid paid to each county and municipality must be equal to the amount determined in 2012 (sec. 79.036, Wis. Stats.) and adjusted for fallen protective services insurance reimbursement (sec. 79.036(4), Wis. Stats.).

County and Municipal Aid Calculation	
1. Prior year county and municipal aid	\$516,447.23
2. Increase due to sales tax revenue, including adjustments (<i>district changes</i>)	\$11,878.29
3. Fallen protective services insurance adjustment	-\$38.17
4. Fallen protective services insurance reimbursement (<i>reported to DOR</i>)	\$0.00
5. Total County and Municipal Aid (sum of Lines 1-4)	\$528,287.35

Utility Aid

- Under state law, utility aid is distributed to each county and municipality where tax-exempt utility property is located (sec. 79.04, Wis. Stats.)
- Utility companies report utility property information to DOR annually
- DOR uses the provided information to accurately calculate utility aid (*shown below*)

Utility Aid Calculation	
1. Net book value, <i>as of December 31, 2024 (including expected additions/retirements)</i>	\$4,023,426.00
2. Total net book value payment	\$24,140.56
3. Minimum payment	\$0.00
4. Megawatt capacity	0.0
5. Megawatt capacity payment	\$0.00
6. Closed/decommissioned production plant (phased down) payment	\$0.00
7. Subtotal (<i>sum of Lines 2, 3, 5 and 6</i>)	\$24,140.56
8. Population cap	\$1,028,075.00
9. Adjusted subtotal (<i>lesser of Line 7 or Line 8</i>)	\$24,140.56
10. Adjacent site incentive payment	\$0.00
11. Baseload incentive payment	\$0.00
12. Co-generation incentive payment	\$0.00
13. Alternative energy incentive payment	\$0.00
14. Total incentive payments (<i>sum of Lines 10 through 13</i>)	\$0.00
15. Spent nuclear fuel payment	\$0.00
16. Total Utility Aid – this is the utility aid payment listed on the front of the estimate (<i>sum of Lines 9, 14 and 15</i>)	\$24,140.56

Supplemental County and Municipal Aid

- Under state law, supplemental county and municipal aid paid to each county and municipality is determined by 2023 Wisconsin Act 12 (sec. 79.037, Wis. Stats.)
- For detailed information, review [county and municipal aid spreadsheet](#)

Supplemental County and Municipal Aid Calculation	
1. Prior year supplemental county and municipal aid	\$103,297.50
2. Increase due to sales tax revenue including adjustments (<i>district changes</i>)	\$2,375.84
3. Total Supplemental County and Municipal Aid (<i>sum of Lines 1 and 2</i>)	\$105,673.34

Expenditure Restraint Incentive Program

- Only municipalities are eligible to receive Expenditure Restraint Incentive Program (ERIP) payments
- Under state law, in 2025, each municipality will receive a payment that is equal to the amount of the payment received by the municipality in 2024 (sec. 79.05(4), Wis. Stats., from 2023 WI Act 12 – notwithstanding subs. (2) and (3))

Contact Information

If you have questions, contact us at lgs@wisconsin.gov, (608) 266-8618 or (608) 261-5167.



State of Wisconsin • DEPARTMENT OF REVENUE

DIVISION OF STATE AND LOCAL FINANCE • BUREAU OF LOCAL GOVERNMENT SERVICES • 2135 RIMROCK RD MADISON, WI 53713

Mailing Address:
PO Box 8971 #6-97
Madison WI 53708-8971
Fax: (608) 264-6887
lgs@wisconsin.gov

September 13, 2024

JERRY PEDRETTI
COUNTY OF VERNON
400 COURT HOUSE SQ. STE. 108
VIROQUA WI 54665-1553

Notice of Shared Revenue – 2025 Original Estimate

Notice Information

The Wisconsin Department of Revenue (DOR) is providing the **estimated** shared revenue amounts your local government will receive in 2025 under current state law for county and municipal aid, supplemental county and municipal aid, utility aid and the expenditure restraint incentive program. This does not include adjustments, shown on the July and November payment notices.

District	COUNTY OF VERNON	County	VERNON	Co-muni code	62-999
-----------------	------------------	---------------	--------	---------------------	--------

Estimate Information

For an explanation of each aid payment listed below, review the additional information in this notice.

2025 Original Estimate	
1. County and municipal aid	\$725,917.47
2. Utility aid	\$609,658.41
3. Supplemental county and municipal aid	\$554,415.63
4. Expenditure restraint incentive program	\$0.00
5. Total Estimated 2025 Payments (sum of Lines 1-4)	\$1,889,991.51

Payment Information

Your local government will receive two distributions in 2025 :

- July 28, 2025: 15% of Line 1, 2, and 3 and 100% of Line 4 (*shown above*)
- November 17, 2025: balance of your 2025 aid payments

County and Municipal Aid

Under state law, the county and municipal aid paid to each county and municipality must be equal to the amount determined in 2012 (sec. 79.036, Wis. Stats.) and adjusted for fallen protective services insurance reimbursement (sec. 79.036(4), Wis. Stats.).

County and Municipal Aid Calculation	
1. Prior year county and municipal aid	\$709,648.02
2. Increase due to sales tax revenue, including adjustments (<i>district changes</i>)	\$16,321.90
3. Fallen protective services insurance adjustment	-\$52.45
4. Fallen protective services insurance reimbursement (<i>reported to DOR</i>)	\$0.00
5. Total County and Municipal Aid (sum of Lines 1-4)	\$725,917.47

Utility Aid

- Under state law, utility aid is distributed to each county and municipality where tax-exempt utility property is located (sec. 79.04, Wis. Stats.)
- Utility companies report utility property information to DOR annually
- DOR uses the provided information to accurately calculate utility aid (*shown below*)

Utility Aid Calculation	
1. Net book value, as of December 31, 2024 (including expected additions/retirements)	\$25,367,933.00
2. Total net book value payment	\$98,858.44
3. Minimum payment	\$0.00
4. Megawatt capacity	345.6
5. Megawatt capacity payment	\$460,799.97
6. Closed/decommissioned production plant (phased down) payment	\$0.00
7. Subtotal (sum of Lines 2, 3, 5 and 6)	\$559,658.41
8. Population cap	\$3,918,250.00
9. Adjusted subtotal (lesser of Line 7 or Line 8)	\$559,658.41
10. Adjacent site incentive payment	\$0.00
11. Baseload incentive payment	\$0.00
12. Co-generation incentive payment	\$0.00
13. Alternative energy incentive payment	\$0.00
14. Total incentive payments (sum of Lines 10 through 13)	\$0.00
15. Spent nuclear fuel payment	\$50,000.00
16. Total Utility Aid – this is the utility aid payment listed on the front of the estimate (sum of Lines 9, 14 and 15)	\$609,658.41

Supplemental County and Municipal Aid

- Under state law, supplemental county and municipal aid paid to each county and municipality is determined by 2023 Wisconsin Act 12 (sec. 79.037, Wis. Stats.)
- For detailed information, review [county and municipal aid spreadsheet](#)

Supplemental County and Municipal Aid Calculation	
1. Prior year supplemental county and municipal aid	\$541,950.76
2. Increase due to sales tax revenue including adjustments (district changes)	\$12,464.87
3. Total Supplemental County and Municipal Aid (sum of Lines 1 and 2)	\$554,415.63

Expenditure Restraint Incentive Program

- Only municipalities are eligible to receive Expenditure Restraint Incentive Program (ERIP) payments
- Under state law, in 2025, each municipality will receive a payment that is equal to the amount of the payment received by the municipality in 2024 (sec. 79.05(4), Wis. Stats., from 2023 WI Act 12 – notwithstanding subs. (2) and (3))

Contact Information

If you have questions, contact us at lgs@wisconsin.gov, (608) 266-8618 or (608) 261-5167.



State of Wisconsin • DEPARTMENT OF REVENUE

DIVISION OF STATE AND LOCAL FINANCE • BUREAU OF LOCAL GOVERNMENT SERVICES • 2135 RIMROCK RD MADISON, WI 53713

Mailing Address:
PO Box 8971 #6-97
Madison WI 53708-8971
Fax: (608) 264-6887
lgs@wisconsin.gov

September 13, 2024

EMILY BIERTZER
TOWN OF ARBOR VITAE
10675 BIG ARBOR VITAE DR
ARBOR VITAE WI 54568-9707

Notice of Shared Revenue – 2025 Original Estimate

Notice Information

The Wisconsin Department of Revenue (DOR) is providing the **estimated** shared revenue amounts your local government will receive in 2025 under current state law for county and municipal aid, supplemental county and municipal aid, utility aid and the expenditure restraint incentive program. This does not include adjustments, shown on the July and November payment notices.

District	TOWN OF ARBOR VITAE	County	VILAS	Co-muni code	63-002
-----------------	---------------------	---------------	-------	---------------------	--------

Estimate Information

For an explanation of each aid payment listed below, review the additional information in this notice.

2025 Original Estimate	
1. County and municipal aid	\$46,985.10
2. Utility aid	\$6,328.11
3. Supplemental county and municipal aid	\$89,232.95
4. Expenditure restraint incentive program	\$0.00
5. Total Estimated 2025 Payments (sum of Lines 1-4)	\$142,546.16

Payment Information

Your local government will receive two distributions in 2025 :

- July 28, 2025: 15% of Line 1, 2, and 3 and 100% of Line 4 (*shown above*)
- November 17, 2025: balance of your 2025 aid payments

County and Municipal Aid

Under state law, the county and municipal aid paid to each county and municipality must be equal to the amount determined in 2012 (sec. 79.036, Wis. Stats.) and adjusted for fallen protective services insurance reimbursement (sec. 79.036(4), Wis. Stats.).

County and Municipal Aid Calculation	
1. Prior year county and municipal aid	\$45,932.05
2. Increase due to sales tax revenue, including adjustments (<i>district changes</i>)	\$1,056.44
3. Fallen protective services insurance adjustment	-\$3.39
4. Fallen protective services insurance reimbursement (<i>reported to DOR</i>)	\$0.00
5. Total County and Municipal Aid (sum of Lines 1-4)	\$46,985.10

Utility Aid

- Under state law, utility aid is distributed to each county and municipality where tax-exempt utility property is located (sec. 79.04, Wis. Stats.)
- Utility companies report utility property information to DOR annually
- DOR uses the provided information to accurately calculate utility aid (*shown below*)

Utility Aid Calculation	
1. Net book value, as of December 31, 2024 (including expected additions/retirements)	\$2,109,369.00
2. Total net book value payment	\$6,328.11
3. Minimum payment	\$0.00
4. Megawatt capacity	0.0
5. Megawatt capacity payment	\$0.00
6. Closed/decommissioned production plant (phased down) payment	\$0.00
7. Subtotal (sum of Lines 2, 3, 5 and 6)	\$6,328.11
8. Population cap	\$1,458,600.00
9. Adjusted subtotal (lesser of Line 7 or Line 8)	\$6,328.11
10. Adjacent site incentive payment	\$0.00
11. Baseload incentive payment	\$0.00
12. Co-generation incentive payment	\$0.00
13. Alternative energy incentive payment	\$0.00
14. Total incentive payments (sum of Lines 10 through 13)	\$0.00
15. Spent nuclear fuel payment	\$0.00
16. Total Utility Aid – this is the utility aid payment listed on the front of the estimate (sum of Lines 9, 14 and 15)	\$6,328.11

Supplemental County and Municipal Aid

- Under state law, supplemental county and municipal aid paid to each county and municipality is determined by 2023 Wisconsin Act 12 (sec. 79.037, Wis. Stats.)
- For detailed information, review [county and municipal aid spreadsheet](#)

Supplemental County and Municipal Aid Calculation	
1. Prior year supplemental county and municipal aid	\$87,226.74
2. Increase due to sales tax revenue including adjustments (district changes)	\$2,006.21
3. Total Supplemental County and Municipal Aid (sum of Lines 1 and 2)	\$89,232.95

Expenditure Restraint Incentive Program

- Only municipalities are eligible to receive Expenditure Restraint Incentive Program (ERIP) payments
- Under state law, in 2025, each municipality will receive a payment that is equal to the amount of the payment received by the municipality in 2024 (sec. 79.05(4), Wis. Stats., from 2023 WI Act 12 – notwithstanding subs. (2) and (3))

Contact Information

If you have questions, contact us at lgs@wisconsin.gov, (608) 266-8618 or (608) 261-5167.



State of Wisconsin • DEPARTMENT OF REVENUE

DIVISION OF STATE AND LOCAL FINANCE • BUREAU OF LOCAL GOVERNMENT SERVICES • 2135 RIMROCK RD MADISON, WI 53713

Mailing Address:
PO Box 8971 #6-97
Madison WI 53708-8971
Fax: (608) 264-6887
lgs@wisconsin.gov

September 13, 2024

DAN DRISCOLL
TOWN OF BOULDER JUNCTION
5392 PARK ST., PO BOX 616
BOULDER JUNCTION WI 54512-0616

Notice of Shared Revenue – 2025 Original Estimate

Notice Information

The Wisconsin Department of Revenue (DOR) is providing the **estimated** shared revenue amounts your local government will receive in 2025 under current state law for county and municipal aid, supplemental county and municipal aid, utility aid and the expenditure restraint incentive program. This does not include adjustments, shown on the July and November payment notices.

District	TOWN OF BOULDER JUNCTION	County	VILAS	Co-muni code	63-004
-----------------	--------------------------	---------------	-------	---------------------	--------

Estimate Information

For an explanation of each aid payment listed below, review the additional information in this notice.

2025 Original Estimate	
1. County and municipal aid	\$22,825.34
2. Utility aid	\$0.00
3. Supplemental county and municipal aid	\$49,167.24
4. Expenditure restraint incentive program	\$0.00
5. Total Estimated 2025 Payments (sum of Lines 1-4)	\$71,992.58

Payment Information

Your local government will receive two distributions in 2025 :

- July 28, 2025: 15% of Line 1, 2, and 3 and 100% of Line 4 (*shown above*)
- November 17, 2025: balance of your 2025 aid payments

County and Municipal Aid

Under state law, the county and municipal aid paid to each county and municipality must be equal to the amount determined in 2012 (sec. 79.036, Wis. Stats.) and adjusted for fallen protective services insurance reimbursement (sec. 79.036(4), Wis. Stats.).

County and Municipal Aid Calculation	
1. Prior year county and municipal aid	\$22,313.77
2. Increase due to sales tax revenue, including adjustments (<i>district changes</i>)	\$513.22
3. Fallen protective services insurance adjustment	-\$1.65
4. Fallen protective services insurance reimbursement (<i>reported to DOR</i>)	\$0.00
5. Total County and Municipal Aid (sum of Lines 1-4)	\$22,825.34

Utility Aid

- Under state law, utility aid is distributed to each county and municipality where tax-exempt utility property is located (sec. 79.04, Wis. Stats.)
- Utility companies report utility property information to DOR annually
- DOR uses the provided information to accurately calculate utility aid (*shown below*)

Utility Aid Calculation	
1. Net book value, <i>as of December 31, 2024 (including expected additions/retirements)</i>	\$0.00
2. Total net book value payment	\$0.00
3. Minimum payment	\$0.00
4. Megawatt capacity	0.0
5. Megawatt capacity payment	\$0.00
6. Closed/decommissioned production plant (phased down) payment	\$0.00
7. Subtotal (<i>sum of Lines 2, 3, 5 and 6</i>)	\$0.00
8. Population cap	\$457,300.00
9. Adjusted subtotal (<i>lesser of Line 7 or Line 8</i>)	\$0.00
10. Adjacent site incentive payment	\$0.00
11. Baseload incentive payment	\$0.00
12. Co-generation incentive payment	\$0.00
13. Alternative energy incentive payment	\$0.00
14. Total incentive payments (<i>sum of Lines 10 through 13</i>)	\$0.00
15. Spent nuclear fuel payment	\$0.00
16. Total Utility Aid – this is the utility aid payment listed on the front of the estimate (<i>sum of Lines 9, 14 and 15</i>)	\$0.00

Supplemental County and Municipal Aid

- Under state law, supplemental county and municipal aid paid to each county and municipality is determined by 2023 Wisconsin Act 12 (sec. 79.037, Wis. Stats.)
- For detailed information, review [county and municipal aid spreadsheet](#)

Supplemental County and Municipal Aid Calculation	
1. Prior year supplemental county and municipal aid	\$48,061.82
2. Increase due to sales tax revenue including adjustments (<i>district changes</i>)	\$1,105.42
3. Total Supplemental County and Municipal Aid (<i>sum of Lines 1 and 2</i>)	\$49,167.24

Expenditure Restraint Incentive Program

- Only municipalities are eligible to receive Expenditure Restraint Incentive Program (ERIP) payments
- Under state law, in 2025, each municipality will receive a payment that is equal to the amount of the payment received by the municipality in 2024 (sec. 79.05(4), Wis. Stats., from 2023 WI Act 12 – notwithstanding subs. (2) and (3))

Contact Information

If you have questions, contact us at lgs@wisconsin.gov, (608) 266-8618 or (608) 261-5167.



State of Wisconsin • DEPARTMENT OF REVENUE

DIVISION OF STATE AND LOCAL FINANCE • BUREAU OF LOCAL GOVERNMENT SERVICES • 2135 RIMROCK RD MADISON, WI 53713

Mailing Address:
PO Box 8971 #6-97
Madison WI 53708-8971
Fax: (608) 264-6887
lgs@wisconsin.gov

September 13, 2024

TRACY SCHILLING
TOWN OF CLOVERLAND
PO BOX 1565
EAGLE RIVER WI 54521-1565

Notice of Shared Revenue – 2025 Original Estimate

Notice Information

The Wisconsin Department of Revenue (DOR) is providing the **estimated** shared revenue amounts your local government will receive in 2025 under current state law for county and municipal aid, supplemental county and municipal aid, utility aid and the expenditure restraint incentive program. This does not include adjustments, shown on the July and November payment notices.

District	TOWN OF CLOVERLAND	County	VILAS	Co-muni code	63-006
-----------------	--------------------	---------------	-------	---------------------	--------

Estimate Information

For an explanation of each aid payment listed below, review the additional information in this notice.

2025 Original Estimate	
1. County and municipal aid	\$10,537.03
2. Utility aid	\$17,112.20
3. Supplemental county and municipal aid	\$49,064.18
4. Expenditure restraint incentive program	\$0.00
5. Total Estimated 2025 Payments (sum of Lines 1-4)	\$76,713.41

Payment Information

Your local government will receive two distributions in 2025 :

- July 28, 2025: 15% of Line 1, 2, and 3 and 100% of Line 4 (*shown above*)
- November 17, 2025: balance of your 2025 aid payments

County and Municipal Aid

Under state law, the county and municipal aid paid to each county and municipality must be equal to the amount determined in 2012 (sec. 79.036, Wis. Stats.) and adjusted for fallen protective services insurance reimbursement (sec. 79.036(4), Wis. Stats.).

County and Municipal Aid Calculation	
1. Prior year county and municipal aid	\$10,300.87
2. Increase due to sales tax revenue, including adjustments (<i>district changes</i>)	\$236.92
3. Fallen protective services insurance adjustment	-\$0.76
4. Fallen protective services insurance reimbursement (<i>reported to DOR</i>)	\$0.00
5. Total County and Municipal Aid (sum of Lines 1-4)	\$10,537.03

Utility Aid

- Under state law, utility aid is distributed to each county and municipality where tax-exempt utility property is located (sec. 79.04, Wis. Stats.)
- Utility companies report utility property information to DOR annually
- DOR uses the provided information to accurately calculate utility aid (*shown below*)

Utility Aid Calculation	
1. Net book value, <i>as of December 31, 2024 (including expected additions/retirements)</i>	\$5,704,065.00
2. Total net book value payment	\$17,112.20
3. Minimum payment	\$0.00
4. Megawatt capacity	0.0
5. Megawatt capacity payment	\$0.00
6. Closed/decommissioned production plant (phased down) payment	\$0.00
7. Subtotal (<i>sum of Lines 2, 3, 5 and 6</i>)	\$17,112.20
8. Population cap	\$458,150.00
9. Adjusted subtotal (<i>lesser of Line 7 or Line 8</i>)	\$17,112.20
10. Adjacent site incentive payment	\$0.00
11. Baseload incentive payment	\$0.00
12. Co-generation incentive payment	\$0.00
13. Alternative energy incentive payment	\$0.00
14. Total incentive payments (<i>sum of Lines 10 through 13</i>)	\$0.00
15. Spent nuclear fuel payment	\$0.00
16. Total Utility Aid – this is the utility aid payment listed on the front of the estimate (<i>sum of Lines 9, 14 and 15</i>)	\$17,112.20

Supplemental County and Municipal Aid

- Under state law, supplemental county and municipal aid paid to each county and municipality is determined by 2023 Wisconsin Act 12 (sec. 79.037, Wis. Stats.)
- For detailed information, review [county and municipal aid spreadsheet](#)

Supplemental County and Municipal Aid Calculation	
1. Prior year supplemental county and municipal aid	\$47,961.08
2. Increase due to sales tax revenue including adjustments (<i>district changes</i>)	\$1,103.10
3. Total Supplemental County and Municipal Aid (<i>sum of Lines 1 and 2</i>)	\$49,064.18

Expenditure Restraint Incentive Program

- Only municipalities are eligible to receive Expenditure Restraint Incentive Program (ERIP) payments
- Under state law, in 2025, each municipality will receive a payment that is equal to the amount of the payment received by the municipality in 2024 (sec. 79.05(4), Wis. Stats., from 2023 WI Act 12 – notwithstanding subs. (2) and (3))

Contact Information

If you have questions, contact us at lgs@wisconsin.gov, (608) 266-8618 or (608) 261-5167.



State of Wisconsin • DEPARTMENT OF REVENUE

DIVISION OF STATE AND LOCAL FINANCE • BUREAU OF LOCAL GOVERNMENT SERVICES • 2135 RIMROCK RD MADISON, WI 53713

Mailing Address:
PO Box 8971 #6-97
Madison WI 53708-8971
Fax: (608) 264-6887
lgs@wisconsin.gov

September 13, 2024

KENDRA LEDERER
TOWN OF CONOVER
PO BOX 115
CONOVER WI 54519

Notice of Shared Revenue – 2025 Original Estimate

Notice Information

The Wisconsin Department of Revenue (DOR) is providing the **estimated** shared revenue amounts your local government will receive in 2025 under current state law for county and municipal aid, supplemental county and municipal aid, utility aid and the expenditure restraint incentive program. This does not include adjustments, shown on the July and November payment notices.

District	TOWN OF CONOVER	County	VILAS	Co-muni code	63-008
-----------------	-----------------	---------------	-------	---------------------	--------

Estimate Information

For an explanation of each aid payment listed below, review the additional information in this notice.

2025 Original Estimate	
1. County and municipal aid	\$21,629.07
2. Utility aid	\$19,903.46
3. Supplemental county and municipal aid	\$53,529.40
4. Expenditure restraint incentive program	\$0.00
5. Total Estimated 2025 Payments (sum of Lines 1-4)	\$95,061.93

Payment Information

Your local government will receive two distributions in 2025 :

- July 28, 2025: 15% of Line 1, 2, and 3 and 100% of Line 4 (*shown above*)
- November 17, 2025: balance of your 2025 aid payments

County and Municipal Aid

Under state law, the county and municipal aid paid to each county and municipality must be equal to the amount determined in 2012 (sec. 79.036, Wis. Stats.) and adjusted for fallen protective services insurance reimbursement (sec. 79.036(4), Wis. Stats.).

County and Municipal Aid Calculation	
1. Prior year county and municipal aid	\$21,144.31
2. Increase due to sales tax revenue, including adjustments (<i>district changes</i>)	\$486.32
3. Fallen protective services insurance adjustment	-\$1.56
4. Fallen protective services insurance reimbursement (<i>reported to DOR</i>)	\$0.00
5. Total County and Municipal Aid (sum of Lines 1-4)	\$21,629.07

Utility Aid

- Under state law, utility aid is distributed to each county and municipality where tax-exempt utility property is located (sec. 79.04, Wis. Stats.)
- Utility companies report utility property information to DOR annually
- DOR uses the provided information to accurately calculate utility aid (*shown below*)

Utility Aid Calculation	
1. Net book value, <i>as of December 31, 2024 (including expected additions/retirements)</i>	\$6,634,488.00
2. Total net book value payment	\$19,903.46
3. Minimum payment	\$0.00
4. Megawatt capacity	0.0
5. Megawatt capacity payment	\$0.00
6. Closed/decommissioned production plant (phased down) payment	\$0.00
7. Subtotal (<i>sum of Lines 2, 3, 5 and 6</i>)	\$19,903.46
8. Population cap	\$575,025.00
9. Adjusted subtotal (<i>lesser of Line 7 or Line 8</i>)	\$19,903.46
10. Adjacent site incentive payment	\$0.00
11. Baseload incentive payment	\$0.00
12. Co-generation incentive payment	\$0.00
13. Alternative energy incentive payment	\$0.00
14. Total incentive payments (<i>sum of Lines 10 through 13</i>)	\$0.00
15. Spent nuclear fuel payment	\$0.00
16. Total Utility Aid – this is the utility aid payment listed on the front of the estimate (<i>sum of Lines 9, 14 and 15</i>)	\$19,903.46

Supplemental County and Municipal Aid

- Under state law, supplemental county and municipal aid paid to each county and municipality is determined by 2023 Wisconsin Act 12 (sec. 79.037, Wis. Stats.)
- For detailed information, review [county and municipal aid spreadsheet](#)

Supplemental County and Municipal Aid Calculation	
1. Prior year supplemental county and municipal aid	\$52,325.90
2. Increase due to sales tax revenue including adjustments (<i>district changes</i>)	\$1,203.50
3. Total Supplemental County and Municipal Aid (<i>sum of Lines 1 and 2</i>)	\$53,529.40

Expenditure Restraint Incentive Program

- Only municipalities are eligible to receive Expenditure Restraint Incentive Program (ERIP) payments
- Under state law, in 2025, each municipality will receive a payment that is equal to the amount of the payment received by the municipality in 2024 (sec. 79.05(4), Wis. Stats., from 2023 WI Act 12 – notwithstanding subs. (2) and (3))

Contact Information

If you have questions, contact us at lgs@wisconsin.gov, (608) 266-8618 or (608) 261-5167.



State of Wisconsin • DEPARTMENT OF REVENUE

DIVISION OF STATE AND LOCAL FINANCE • BUREAU OF LOCAL GOVERNMENT SERVICES • 2135 RIMROCK RD MADISON, WI 53713

Mailing Address:
PO Box 8971 #6-97
Madison WI 53708-8971
Fax: (608) 264-6887
lgs@wisconsin.gov

September 13, 2024

SUSAN SCHOONOVER
TOWN OF LAC DU FLAMBEAU
PO BOX 68
LAC DU FLAMBEAU WI 54538-0068

Notice of Shared Revenue – 2025 Original Estimate

Notice Information

The Wisconsin Department of Revenue (DOR) is providing the **estimated** shared revenue amounts your local government will receive in 2025 under current state law for county and municipal aid, supplemental county and municipal aid, utility aid and the expenditure restraint incentive program. This does not include adjustments, shown on the July and November payment notices.

District	TOWN OF LAC DU FLAMBEAU	County	VILAS	Co-muni code	63-010
-----------------	-------------------------	---------------	-------	---------------------	--------

Estimate Information

For an explanation of each aid payment listed below, review the additional information in this notice.

2025 Original Estimate	
1. County and municipal aid	\$44,210.76
2. Utility aid	\$0.00
3. Supplemental county and municipal aid	\$91,870.15
4. Expenditure restraint incentive program	\$0.00
5. Total Estimated 2025 Payments (sum of Lines 1-4)	\$136,080.91

Payment Information

Your local government will receive two distributions in 2025 :

- July 28, 2025: 15% of Line 1, 2, and 3 and 100% of Line 4 (*shown above*)
- November 17, 2025: balance of your 2025 aid payments

County and Municipal Aid

Under state law, the county and municipal aid paid to each county and municipality must be equal to the amount determined in 2012 (sec. 79.036, Wis. Stats.) and adjusted for fallen protective services insurance reimbursement (sec. 79.036(4), Wis. Stats.).

County and Municipal Aid Calculation	
1. Prior year county and municipal aid	\$43,219.89
2. Increase due to sales tax revenue, including adjustments (<i>district changes</i>)	\$994.06
3. Fallen protective services insurance adjustment	-\$3.19
4. Fallen protective services insurance reimbursement (<i>reported to DOR</i>)	\$0.00
5. Total County and Municipal Aid (sum of Lines 1-4)	\$44,210.76

Utility Aid

- Under state law, utility aid is distributed to each county and municipality where tax-exempt utility property is located (sec. 79.04, Wis. Stats.)
- Utility companies report utility property information to DOR annually
- DOR uses the provided information to accurately calculate utility aid (*shown below*)

Utility Aid Calculation	
1. Net book value, <i>as of December 31, 2024 (including expected additions/retirements)</i>	\$0.00
2. Total net book value payment	\$0.00
3. Minimum payment	\$0.00
4. Megawatt capacity	0.0
5. Megawatt capacity payment	\$0.00
6. Closed/decommissioned production plant (phased down) payment	\$0.00
7. Subtotal (<i>sum of Lines 2, 3, 5 and 6</i>)	\$0.00
8. Population cap	\$1,522,775.00
9. Adjusted subtotal (<i>lesser of Line 7 or Line 8</i>)	\$0.00
10. Adjacent site incentive payment	\$0.00
11. Baseload incentive payment	\$0.00
12. Co-generation incentive payment	\$0.00
13. Alternative energy incentive payment	\$0.00
14. Total incentive payments (<i>sum of Lines 10 through 13</i>)	\$0.00
15. Spent nuclear fuel payment	\$0.00
16. Total Utility Aid – this is the utility aid payment listed on the front of the estimate (<i>sum of Lines 9, 14 and 15</i>)	\$0.00

Supplemental County and Municipal Aid

- Under state law, supplemental county and municipal aid paid to each county and municipality is determined by 2023 Wisconsin Act 12 (sec. 79.037, Wis. Stats.)
- For detailed information, review [county and municipal aid spreadsheet](#)

Supplemental County and Municipal Aid Calculation	
1. Prior year supplemental county and municipal aid	\$89,804.64
2. Increase due to sales tax revenue including adjustments (<i>district changes</i>)	\$2,065.51
3. Total Supplemental County and Municipal Aid (<i>sum of Lines 1 and 2</i>)	\$91,870.15

Expenditure Restraint Incentive Program

- Only municipalities are eligible to receive Expenditure Restraint Incentive Program (ERIP) payments
- Under state law, in 2025, each municipality will receive a payment that is equal to the amount of the payment received by the municipality in 2024 (sec. 79.05(4), Wis. Stats., from 2023 WI Act 12 – notwithstanding subs. (2) and (3))

Contact Information

If you have questions, contact us at lgs@wisconsin.gov, (608) 266-8618 or (608) 261-5167.



State of Wisconsin • DEPARTMENT OF REVENUE

DIVISION OF STATE AND LOCAL FINANCE • BUREAU OF LOCAL GOVERNMENT SERVICES • 2135 RIMROCK RD MADISON, WI 53713

Mailing Address:
PO Box 8971 #6-97
Madison WI 53708-8971
Fax: (608) 264-6887
lgs@wisconsin.gov

September 13, 2024

LYNN JOLIN
TOWN OF LAND O LAKES
4331 COUNTY RD B, PO BOX 660
LAND O LAKES WI 54540-0660

Notice of Shared Revenue – 2025 Original Estimate

Notice Information

The Wisconsin Department of Revenue (DOR) is providing the **estimated** shared revenue amounts your local government will receive in 2025 under current state law for county and municipal aid, supplemental county and municipal aid, utility aid and the expenditure restraint incentive program. This does not include adjustments, shown on the July and November payment notices.

District	TOWN OF LAND O LAKES	County	VILAS	Co-muni code	63-012
-----------------	----------------------	---------------	-------	---------------------	--------

Estimate Information

For an explanation of each aid payment listed below, review the additional information in this notice.

2025 Original Estimate	
1. County and municipal aid	\$21,065.76
2. Utility aid	\$7,378.78
3. Supplemental county and municipal aid	\$47,105.90
4. Expenditure restraint incentive program	\$0.00
5. Total Estimated 2025 Payments (sum of Lines 1-4)	\$75,550.44

Payment Information

Your local government will receive two distributions in 2025 :

- July 28, 2025: 15% of Line 1, 2, and 3 and 100% of Line 4 (*shown above*)
- November 17, 2025: balance of your 2025 aid payments

County and Municipal Aid

Under state law, the county and municipal aid paid to each county and municipality must be equal to the amount determined in 2012 (sec. 79.036, Wis. Stats.) and adjusted for fallen protective services insurance reimbursement (sec. 79.036(4), Wis. Stats.).

County and Municipal Aid Calculation	
1. Prior year county and municipal aid	\$20,593.63
2. Increase due to sales tax revenue, including adjustments (<i>district changes</i>)	\$473.65
3. Fallen protective services insurance adjustment	-\$1.52
4. Fallen protective services insurance reimbursement (<i>reported to DOR</i>)	\$0.00
5. Total County and Municipal Aid (sum of Lines 1-4)	\$21,065.76

Utility Aid

- Under state law, utility aid is distributed to each county and municipality where tax-exempt utility property is located (sec. 79.04, Wis. Stats.)
- Utility companies report utility property information to DOR annually
- DOR uses the provided information to accurately calculate utility aid (*shown below*)

Utility Aid Calculation	
1. Net book value, as of December 31, 2024 (including expected additions/retirements)	\$2,459,593.00
2. Total net book value payment	\$7,378.78
3. Minimum payment	\$0.00
4. Megawatt capacity	0.0
5. Megawatt capacity payment	\$0.00
6. Closed/decommissioned production plant (phased down) payment	\$0.00
7. Subtotal (sum of Lines 2, 3, 5 and 6)	\$7,378.78
8. Population cap	\$407,150.00
9. Adjusted subtotal (lesser of Line 7 or Line 8)	\$7,378.78
10. Adjacent site incentive payment	\$0.00
11. Baseload incentive payment	\$0.00
12. Co-generation incentive payment	\$0.00
13. Alternative energy incentive payment	\$0.00
14. Total incentive payments (sum of Lines 10 through 13)	\$0.00
15. Spent nuclear fuel payment	\$0.00
16. Total Utility Aid – this is the utility aid payment listed on the front of the estimate (sum of Lines 9, 14 and 15)	\$7,378.78

Supplemental County and Municipal Aid

- Under state law, supplemental county and municipal aid paid to each county and municipality is determined by 2023 Wisconsin Act 12 (sec. 79.037, Wis. Stats.)
- For detailed information, review [county and municipal aid spreadsheet](#)

Supplemental County and Municipal Aid Calculation	
1. Prior year supplemental county and municipal aid	\$46,046.82
2. Increase due to sales tax revenue including adjustments (district changes)	\$1,059.08
3. Total Supplemental County and Municipal Aid (sum of Lines 1 and 2)	\$47,105.90

Expenditure Restraint Incentive Program

- Only municipalities are eligible to receive Expenditure Restraint Incentive Program (ERIP) payments
- Under state law, in 2025, each municipality will receive a payment that is equal to the amount of the payment received by the municipality in 2024 (sec. 79.05(4), Wis. Stats., from 2023 WI Act 12 – notwithstanding subs. (2) and (3))

Contact Information

If you have questions, contact us at lgs@wisconsin.gov, (608) 266-8618 or (608) 261-5167.



State of Wisconsin • DEPARTMENT OF REVENUE

DIVISION OF STATE AND LOCAL FINANCE • BUREAU OF LOCAL GOVERNMENT SERVICES • 2135 RIMROCK RD MADISON, WI 53713

Mailing Address:
PO Box 8971 #6-97
Madison WI 53708-8971
Fax: (608) 264-6887
lgs@wisconsin.gov

September 13, 2024

SHELLY SAUVOLA
TOWN OF LINCOLN
PO BOX 9
EAGLE RIVER WI 54521-0009

Notice of Shared Revenue – 2025 Original Estimate

Notice Information

The Wisconsin Department of Revenue (DOR) is providing the **estimated** shared revenue amounts your local government will receive in 2025 under current state law for county and municipal aid, supplemental county and municipal aid, utility aid and the expenditure restraint incentive program. This does not include adjustments, shown on the July and November payment notices.

District	TOWN OF LINCOLN	County	VILAS	Co-muni code	63-014
-----------------	-----------------	---------------	-------	---------------------	--------

Estimate Information

For an explanation of each aid payment listed below, review the additional information in this notice.

2025 Original Estimate	
1. County and municipal aid	\$32,031.52
2. Utility aid	\$19,385.82
3. Supplemental county and municipal aid	\$76,365.05
4. Expenditure restraint incentive program	\$0.00
5. Total Estimated 2025 Payments (sum of Lines 1-4)	\$127,782.39

Payment Information

Your local government will receive two distributions in 2025 :

- July 28, 2025: 15% of Line 1, 2, and 3 and 100% of Line 4 (*shown above*)
- November 17, 2025: balance of your 2025 aid payments

County and Municipal Aid

Under state law, the county and municipal aid paid to each county and municipality must be equal to the amount determined in 2012 (sec. 79.036, Wis. Stats.) and adjusted for fallen protective services insurance reimbursement (sec. 79.036(4), Wis. Stats.).

County and Municipal Aid Calculation	
1. Prior year county and municipal aid	\$31,313.62
2. Increase due to sales tax revenue, including adjustments (<i>district changes</i>)	\$720.21
3. Fallen protective services insurance adjustment	-\$2.31
4. Fallen protective services insurance reimbursement (<i>reported to DOR</i>)	\$0.00
5. Total County and Municipal Aid (sum of Lines 1-4)	\$32,031.52

Utility Aid

- Under state law, utility aid is distributed to each county and municipality where tax-exempt utility property is located (sec. 79.04, Wis. Stats.)
- Utility companies report utility property information to DOR annually
- DOR uses the provided information to accurately calculate utility aid (*shown below*)

Utility Aid Calculation	
1. Net book value, as of December 31, 2024 (including expected additions/retirements)	\$6,461,939.00
2. Total net book value payment	\$19,385.82
3. Minimum payment	\$0.00
4. Megawatt capacity	0.0
5. Megawatt capacity payment	\$0.00
6. Closed/decommissioned production plant (phased down) payment	\$0.00
7. Subtotal (sum of Lines 2, 3, 5 and 6)	\$19,385.82
8. Population cap	\$1,136,875.00
9. Adjusted subtotal (lesser of Line 7 or Line 8)	\$19,385.82
10. Adjacent site incentive payment	\$0.00
11. Baseload incentive payment	\$0.00
12. Co-generation incentive payment	\$0.00
13. Alternative energy incentive payment	\$0.00
14. Total incentive payments (sum of Lines 10 through 13)	\$0.00
15. Spent nuclear fuel payment	\$0.00
16. Total Utility Aid – this is the utility aid payment listed on the front of the estimate (sum of Lines 9, 14 and 15)	\$19,385.82

Supplemental County and Municipal Aid

- Under state law, supplemental county and municipal aid paid to each county and municipality is determined by 2023 Wisconsin Act 12 (sec. 79.037, Wis. Stats.)
- For detailed information, review [county and municipal aid spreadsheet](#)

Supplemental County and Municipal Aid Calculation	
1. Prior year supplemental county and municipal aid	\$74,648.14
2. Increase due to sales tax revenue including adjustments (<i>district changes</i>)	\$1,716.91
3. Total Supplemental County and Municipal Aid (sum of Lines 1 and 2)	\$76,365.05

Expenditure Restraint Incentive Program

- Only municipalities are eligible to receive Expenditure Restraint Incentive Program (ERIP) payments
- Under state law, in 2025, each municipality will receive a payment that is equal to the amount of the payment received by the municipality in 2024 (sec. 79.05(4), Wis. Stats., from 2023 WI Act 12 – notwithstanding subs. (2) and (3))

Contact Information

If you have questions, contact us at lgs@wisconsin.gov, (608) 266-8618 or (608) 261-5167.



State of Wisconsin • DEPARTMENT OF REVENUE

DIVISION OF STATE AND LOCAL FINANCE • BUREAU OF LOCAL GOVERNMENT SERVICES • 2135 RIMROCK RD MADISON, WI 53713

Mailing Address:
PO Box 8971 #6-97
Madison WI 53708-8971
Fax: (608) 264-6887
lgs@wisconsin.gov

September 13, 2024

DANA HILBERT
TOWN OF MANITOWISH WATERS
PO BOX 267, 5733 AIRPORT RD
MANITOWISH WATERS WI 54545

Notice of Shared Revenue – 2025 Original Estimate

Notice Information

The Wisconsin Department of Revenue (DOR) is providing the **estimated** shared revenue amounts your local government will receive in 2025 under current state law for county and municipal aid, supplemental county and municipal aid, utility aid and the expenditure restraint incentive program. This does not include adjustments, shown on the July and November payment notices.

District	TOWN OF MANITOWISH WATERS	County	VILAS	Co-muni code	63-016
-----------------	---------------------------	---------------	-------	---------------------	--------

Estimate Information

For an explanation of each aid payment listed below, review the additional information in this notice.

2025 Original Estimate	
1. County and municipal aid	\$10,028.10
2. Utility aid	\$1,284.24
3. Supplemental county and municipal aid	\$41,487.17
4. Expenditure restraint incentive program	\$0.00
5. Total Estimated 2025 Payments (sum of Lines 1-4)	\$52,799.51

Payment Information

Your local government will receive two distributions in 2025 :

- July 28, 2025: 15% of Line 1, 2, and 3 and 100% of Line 4 (*shown above*)
- November 17, 2025: balance of your 2025 aid payments

County and Municipal Aid

Under state law, the county and municipal aid paid to each county and municipality must be equal to the amount determined in 2012 (sec. 79.036, Wis. Stats.) and adjusted for fallen protective services insurance reimbursement (sec. 79.036(4), Wis. Stats.).

County and Municipal Aid Calculation	
1. Prior year county and municipal aid	\$9,803.34
2. Increase due to sales tax revenue, including adjustments (<i>district changes</i>)	\$225.48
3. Fallen protective services insurance adjustment	-\$0.72
4. Fallen protective services insurance reimbursement (<i>reported to DOR</i>)	\$0.00
5. Total County and Municipal Aid (sum of Lines 1-4)	\$10,028.10

Utility Aid

- Under state law, utility aid is distributed to each county and municipality where tax-exempt utility property is located (sec. 79.04, Wis. Stats.)
- Utility companies report utility property information to DOR annually
- DOR uses the provided information to accurately calculate utility aid (*shown below*)

Utility Aid Calculation	
1. Net book value, <i>as of December 31, 2024 (including expected additions/retirements)</i>	\$428,081.00
2. Total net book value payment	\$1,284.24
3. Minimum payment	\$0.00
4. Megawatt capacity	0.0
5. Megawatt capacity payment	\$0.00
6. Closed/decommissioned production plant (phased down) payment	\$0.00
7. Subtotal (<i>sum of Lines 2, 3, 5 and 6</i>)	\$1,284.24
8. Population cap	\$269,025.00
9. Adjusted subtotal (<i>lesser of Line 7 or Line 8</i>)	\$1,284.24
10. Adjacent site incentive payment	\$0.00
11. Baseload incentive payment	\$0.00
12. Co-generation incentive payment	\$0.00
13. Alternative energy incentive payment	\$0.00
14. Total incentive payments (<i>sum of Lines 10 through 13</i>)	\$0.00
15. Spent nuclear fuel payment	\$0.00
16. Total Utility Aid – this is the utility aid payment listed on the front of the estimate (<i>sum of Lines 9, 14 and 15</i>)	\$1,284.24

Supplemental County and Municipal Aid

- Under state law, supplemental county and municipal aid paid to each county and municipality is determined by 2023 Wisconsin Act 12 (sec. 79.037, Wis. Stats.)
- For detailed information, review [county and municipal aid spreadsheet](#)

Supplemental County and Municipal Aid Calculation	
1. Prior year supplemental county and municipal aid	\$40,554.42
2. Increase due to sales tax revenue including adjustments (<i>district changes</i>)	\$932.75
3. Total Supplemental County and Municipal Aid (<i>sum of Lines 1 and 2</i>)	\$41,487.17

Expenditure Restraint Incentive Program

- Only municipalities are eligible to receive Expenditure Restraint Incentive Program (ERIP) payments
- Under state law, in 2025, each municipality will receive a payment that is equal to the amount of the payment received by the municipality in 2024 (sec. 79.05(4), Wis. Stats., from 2023 WI Act 12 – notwithstanding subs. (2) and (3))

Contact Information

If you have questions, contact us at lgs@wisconsin.gov, (608) 266-8618 or (608) 261-5167.



State of Wisconsin • DEPARTMENT OF REVENUE

DIVISION OF STATE AND LOCAL FINANCE • BUREAU OF LOCAL GOVERNMENT SERVICES • 2135 RIMROCK RD MADISON, WI 53713

Mailing Address:
PO Box 8971 #6-97
Madison WI 53708-8971
Fax: (608) 264-6887
lgs@wisconsin.gov

September 13, 2024

SHERYL WARD
TOWN OF PHELPS
PO BOX 157
PHELPS WI 54554-0157

Notice of Shared Revenue – 2025 Original Estimate

Notice Information

The Wisconsin Department of Revenue (DOR) is providing the **estimated** shared revenue amounts your local government will receive in 2025 under current state law for county and municipal aid, supplemental county and municipal aid, utility aid and the expenditure restraint incentive program. This does not include adjustments, shown on the July and November payment notices.

District	TOWN OF PHELPS	County	VILAS	Co-muni code	63-018
-----------------	----------------	---------------	-------	---------------------	--------

Estimate Information

For an explanation of each aid payment listed below, review the additional information in this notice.

2025 Original Estimate	
1. County and municipal aid	\$26,106.81
2. Utility aid	\$4,620.20
3. Supplemental county and municipal aid	\$52,035.43
4. Expenditure restraint incentive program	\$0.00
5. Total Estimated 2025 Payments (sum of Lines 1-4)	\$82,762.44

Payment Information

Your local government will receive two distributions in 2025 :

- July 28, 2025: 15% of Line 1, 2, and 3 and 100% of Line 4 (*shown above*)
- November 17, 2025: balance of your 2025 aid payments

County and Municipal Aid

Under state law, the county and municipal aid paid to each county and municipality must be equal to the amount determined in 2012 (sec. 79.036, Wis. Stats.) and adjusted for fallen protective services insurance reimbursement (sec. 79.036(4), Wis. Stats.).

County and Municipal Aid Calculation	
1. Prior year county and municipal aid	\$25,521.70
2. Increase due to sales tax revenue, including adjustments (<i>district changes</i>)	\$587.00
3. Fallen protective services insurance adjustment	-\$1.89
4. Fallen protective services insurance reimbursement (<i>reported to DOR</i>)	\$0.00
5. Total County and Municipal Aid (sum of Lines 1-4)	\$26,106.81

Utility Aid

- Under state law, utility aid is distributed to each county and municipality where tax-exempt utility property is located (sec. 79.04, Wis. Stats.)
- Utility companies report utility property information to DOR annually
- DOR uses the provided information to accurately calculate utility aid (*shown below*)

Utility Aid Calculation	
1. Net book value, <i>as of December 31, 2024 (including expected additions/retirements)</i>	\$1,540,066.00
2. Total net book value payment	\$4,620.20
3. Minimum payment	\$0.00
4. Megawatt capacity	0.0
5. Megawatt capacity payment	\$0.00
6. Closed/decommissioned production plant (phased down) payment	\$0.00
7. Subtotal (<i>sum of Lines 2, 3, 5 and 6</i>)	\$4,620.20
8. Population cap	\$518,925.00
9. Adjusted subtotal (<i>lesser of Line 7 or Line 8</i>)	\$4,620.20
10. Adjacent site incentive payment	\$0.00
11. Baseload incentive payment	\$0.00
12. Co-generation incentive payment	\$0.00
13. Alternative energy incentive payment	\$0.00
14. Total incentive payments (<i>sum of Lines 10 through 13</i>)	\$0.00
15. Spent nuclear fuel payment	\$0.00
16. Total Utility Aid – this is the utility aid payment listed on the front of the estimate (<i>sum of Lines 9, 14 and 15</i>)	\$4,620.20

Supplemental County and Municipal Aid

- Under state law, supplemental county and municipal aid paid to each county and municipality is determined by 2023 Wisconsin Act 12 (sec. 79.037, Wis. Stats.)
- For detailed information, review [county and municipal aid spreadsheet](#)

Supplemental County and Municipal Aid Calculation	
1. Prior year supplemental county and municipal aid	\$50,865.52
2. Increase due to sales tax revenue including adjustments (<i>district changes</i>)	\$1,169.91
3. Total Supplemental County and Municipal Aid (<i>sum of Lines 1 and 2</i>)	\$52,035.43

Expenditure Restraint Incentive Program

- Only municipalities are eligible to receive Expenditure Restraint Incentive Program (ERIP) payments
- Under state law, in 2025, each municipality will receive a payment that is equal to the amount of the payment received by the municipality in 2024 (sec. 79.05(4), Wis. Stats., from 2023 WI Act 12 – notwithstanding subs. (2) and (3))

Contact Information

If you have questions, contact us at lgs@wisconsin.gov, (608) 266-8618 or (608) 261-5167.



State of Wisconsin • DEPARTMENT OF REVENUE

DIVISION OF STATE AND LOCAL FINANCE • BUREAU OF LOCAL GOVERNMENT SERVICES • 2135 RIMROCK RD MADISON, WI 53713

Mailing Address:
PO Box 8971 #6-97
Madison WI 53708-8971
Fax: (608) 264-6887
lgs@wisconsin.gov

September 13, 2024

JANET ROSEWICZ
TOWN OF PLUM LAKE
PO BOX 280
SAYNER WI 54560

Notice of Shared Revenue – 2025 Original Estimate

Notice Information

The Wisconsin Department of Revenue (DOR) is providing the **estimated** shared revenue amounts your local government will receive in 2025 under current state law for county and municipal aid, supplemental county and municipal aid, utility aid and the expenditure restraint incentive program. This does not include adjustments, shown on the July and November payment notices.

District	TOWN OF PLUM LAKE	County	VILAS	Co-muni code	63-020
-----------------	-------------------	---------------	-------	---------------------	--------

Estimate Information

For an explanation of each aid payment listed below, review the additional information in this notice.

2025 Original Estimate	
1. County and municipal aid	\$13,440.77
2. Utility aid	\$28.08
3. Supplemental county and municipal aid	\$40,232.51
4. Expenditure restraint incentive program	\$0.00
5. Total Estimated 2025 Payments (sum of Lines 1-4)	\$53,701.36

Payment Information

Your local government will receive two distributions in 2025 :

- July 28, 2025: 15% of Line 1, 2, and 3 and 100% of Line 4 (*shown above*)
- November 17, 2025: balance of your 2025 aid payments

County and Municipal Aid

Under state law, the county and municipal aid paid to each county and municipality must be equal to the amount determined in 2012 (sec. 79.036, Wis. Stats.) and adjusted for fallen protective services insurance reimbursement (sec. 79.036(4), Wis. Stats.).

County and Municipal Aid Calculation	
1. Prior year county and municipal aid	\$13,139.53
2. Increase due to sales tax revenue, including adjustments (<i>district changes</i>)	\$302.21
3. Fallen protective services insurance adjustment	-\$0.97
4. Fallen protective services insurance reimbursement (<i>reported to DOR</i>)	\$0.00
5. Total County and Municipal Aid (sum of Lines 1-4)	\$13,440.77

Utility Aid

- Under state law, utility aid is distributed to each county and municipality where tax-exempt utility property is located (sec. 79.04, Wis. Stats.)
- Utility companies report utility property information to DOR annually
- DOR uses the provided information to accurately calculate utility aid (*shown below*)

Utility Aid Calculation	
1. Net book value, as of December 31, 2024 (including expected additions/retirements)	\$9,360.00
2. Total net book value payment	\$28.08
3. Minimum payment	\$0.00
4. Megawatt capacity	0.0
5. Megawatt capacity payment	\$0.00
6. Closed/decommissioned production plant (phased down) payment	\$0.00
7. Subtotal (sum of Lines 2, 3, 5 and 6)	\$28.08
8. Population cap	\$243,100.00
9. Adjusted subtotal (lesser of Line 7 or Line 8)	\$28.08
10. Adjacent site incentive payment	\$0.00
11. Baseload incentive payment	\$0.00
12. Co-generation incentive payment	\$0.00
13. Alternative energy incentive payment	\$0.00
14. Total incentive payments (sum of Lines 10 through 13)	\$0.00
15. Spent nuclear fuel payment	\$0.00
16. Total Utility Aid – this is the utility aid payment listed on the front of the estimate (sum of Lines 9, 14 and 15)	\$28.08

Supplemental County and Municipal Aid

- Under state law, supplemental county and municipal aid paid to each county and municipality is determined by 2023 Wisconsin Act 12 (sec. 79.037, Wis. Stats.)
- For detailed information, review [county and municipal aid spreadsheet](#)

Supplemental County and Municipal Aid Calculation	
1. Prior year supplemental county and municipal aid	\$39,327.97
2. Increase due to sales tax revenue including adjustments (district changes)	\$904.54
3. Total Supplemental County and Municipal Aid (sum of Lines 1 and 2)	\$40,232.51

Expenditure Restraint Incentive Program

- Only municipalities are eligible to receive Expenditure Restraint Incentive Program (ERIP) payments
- Under state law, in 2025, each municipality will receive a payment that is equal to the amount of the payment received by the municipality in 2024 (sec. 79.05(4), Wis. Stats., from 2023 WI Act 12 – notwithstanding subs. (2) and (3))

Contact Information

If you have questions, contact us at lgs@wisconsin.gov, (608) 266-8618 or (608) 261-5167.



State of Wisconsin • DEPARTMENT OF REVENUE

DIVISION OF STATE AND LOCAL FINANCE • BUREAU OF LOCAL GOVERNMENT SERVICES • 2135 RIMROCK RD MADISON, WI 53713

Mailing Address:
PO Box 8971 #6-97
Madison WI 53708-8971
Fax: (608) 264-6887
lgs@wisconsin.gov

September 13, 2024

KIM PROTT
TOWN OF PRESQUE ISLE
POB 130
PRESQUE ISLE WI 54557-0130

Notice of Shared Revenue – 2025 Original Estimate

Notice Information

The Wisconsin Department of Revenue (DOR) is providing the **estimated** shared revenue amounts your local government will receive in 2025 under current state law for county and municipal aid, supplemental county and municipal aid, utility aid and the expenditure restraint incentive program. This does not include adjustments, shown on the July and November payment notices.

District	TOWN OF PRESQUE ISLE	County	VILAS	Co-muni code	63-022
-----------------	----------------------	---------------	-------	---------------------	--------

Estimate Information

For an explanation of each aid payment listed below, review the additional information in this notice.

2025 Original Estimate	
1. County and municipal aid	\$13,381.27
2. Utility aid	\$530.25
3. Supplemental county and municipal aid	\$44,580.33
4. Expenditure restraint incentive program	\$0.00
5. Total Estimated 2025 Payments (sum of Lines 1-4)	\$58,491.85

Payment Information

Your local government will receive two distributions in 2025 :

- July 28, 2025: 15% of Line 1, 2, and 3 and 100% of Line 4 (*shown above*)
- November 17, 2025: balance of your 2025 aid payments

County and Municipal Aid

Under state law, the county and municipal aid paid to each county and municipality must be equal to the amount determined in 2012 (sec. 79.036, Wis. Stats.) and adjusted for fallen protective services insurance reimbursement (sec. 79.036(4), Wis. Stats.).

County and Municipal Aid Calculation	
1. Prior year county and municipal aid	\$13,081.37
2. Increase due to sales tax revenue, including adjustments (<i>district changes</i>)	\$300.87
3. Fallen protective services insurance adjustment	-\$0.97
4. Fallen protective services insurance reimbursement (<i>reported to DOR</i>)	\$0.00
5. Total County and Municipal Aid (sum of Lines 1-4)	\$13,381.27

Utility Aid

- Under state law, utility aid is distributed to each county and municipality where tax-exempt utility property is located (sec. 79.04, Wis. Stats.)
- Utility companies report utility property information to DOR annually
- DOR uses the provided information to accurately calculate utility aid (*shown below*)

Utility Aid Calculation	
1. Net book value, <i>as of December 31, 2024 (including expected additions/retirements)</i>	\$176,749.00
2. Total net book value payment	\$530.25
3. Minimum payment	\$0.00
4. Megawatt capacity	0.0
5. Megawatt capacity payment	\$0.00
6. Closed/decommissioned production plant (phased down) payment	\$0.00
7. Subtotal (<i>sum of Lines 2, 3, 5 and 6</i>)	\$530.25
8. Population cap	\$351,050.00
9. Adjusted subtotal (<i>lesser of Line 7 or Line 8</i>)	\$530.25
10. Adjacent site incentive payment	\$0.00
11. Baseload incentive payment	\$0.00
12. Co-generation incentive payment	\$0.00
13. Alternative energy incentive payment	\$0.00
14. Total incentive payments (<i>sum of Lines 10 through 13</i>)	\$0.00
15. Spent nuclear fuel payment	\$0.00
16. Total Utility Aid – this is the utility aid payment listed on the front of the estimate (<i>sum of Lines 9, 14 and 15</i>)	\$530.25

Supplemental County and Municipal Aid

- Under state law, supplemental county and municipal aid paid to each county and municipality is determined by 2023 Wisconsin Act 12 (sec. 79.037, Wis. Stats.)
- For detailed information, review [county and municipal aid spreadsheet](#)

Supplemental County and Municipal Aid Calculation	
1. Prior year supplemental county and municipal aid	\$43,578.04
2. Increase due to sales tax revenue including adjustments (<i>district changes</i>)	\$1,002.29
3. Total Supplemental County and Municipal Aid (<i>sum of Lines 1 and 2</i>)	\$44,580.33

Expenditure Restraint Incentive Program

- Only municipalities are eligible to receive Expenditure Restraint Incentive Program (ERIP) payments
- Under state law, in 2025, each municipality will receive a payment that is equal to the amount of the payment received by the municipality in 2024 (sec. 79.05(4), Wis. Stats., from 2023 WI Act 12 – notwithstanding subs. (2) and (3))

Contact Information

If you have questions, contact us at lgs@wisconsin.gov, (608) 266-8618 or (608) 261-5167.



State of Wisconsin • DEPARTMENT OF REVENUE

DIVISION OF STATE AND LOCAL FINANCE • BUREAU OF LOCAL GOVERNMENT SERVICES • 2135 RIMROCK RD MADISON, WI 53713

Mailing Address:
PO Box 8971 #6-97
Madison WI 53708-8971
Fax: (608) 264-6887
lgs@wisconsin.gov

September 13, 2024

JUNE VOGEL
TOWN OF SAINT GERMAIN
PO BOX 7
ST GERMAIN WI 54558-0007

Notice of Shared Revenue – 2025 Original Estimate

Notice Information

The Wisconsin Department of Revenue (DOR) is providing the **estimated** shared revenue amounts your local government will receive in 2025 under current state law for county and municipal aid, supplemental county and municipal aid, utility aid and the expenditure restraint incentive program. This does not include adjustments, shown on the July and November payment notices.

District	TOWN OF SAINT GERMAIN	County	VILAS	Co-muni code	63-024
-----------------	-----------------------	---------------	-------	---------------------	--------

Estimate Information

For an explanation of each aid payment listed below, review the additional information in this notice.

2025 Original Estimate	
1. County and municipal aid	\$18,360.94
2. Utility aid	\$0.00
3. Supplemental county and municipal aid	\$66,744.75
4. Expenditure restraint incentive program	\$0.00
5. Total Estimated 2025 Payments (sum of Lines 1-4)	\$85,105.69

Payment Information

Your local government will receive two distributions in 2025 :

- July 28, 2025: 15% of Line 1, 2, and 3 and 100% of Line 4 (*shown above*)
- November 17, 2025: balance of your 2025 aid payments

County and Municipal Aid

Under state law, the county and municipal aid paid to each county and municipality must be equal to the amount determined in 2012 (sec. 79.036, Wis. Stats.) and adjusted for fallen protective services insurance reimbursement (sec. 79.036(4), Wis. Stats.).

County and Municipal Aid Calculation	
1. Prior year county and municipal aid	\$17,949.43
2. Increase due to sales tax revenue, including adjustments (<i>district changes</i>)	\$412.84
3. Fallen protective services insurance adjustment	-\$1.33
4. Fallen protective services insurance reimbursement (<i>reported to DOR</i>)	\$0.00
5. Total County and Municipal Aid (sum of Lines 1-4)	\$18,360.94

Utility Aid

- Under state law, utility aid is distributed to each county and municipality where tax-exempt utility property is located (sec. 79.04, Wis. Stats.)
- Utility companies report utility property information to DOR annually
- DOR uses the provided information to accurately calculate utility aid (*shown below*)

Utility Aid Calculation	
1. Net book value, <i>as of December 31, 2024 (including expected additions/retirements)</i>	\$0.00
2. Total net book value payment	\$0.00
3. Minimum payment	\$0.00
4. Megawatt capacity	0.0
5. Megawatt capacity payment	\$0.00
6. Closed/decommissioned production plant (phased down) payment	\$0.00
7. Subtotal (<i>sum of Lines 2, 3, 5 and 6</i>)	\$0.00
8. Population cap	\$903,550.00
9. Adjusted subtotal (<i>lesser of Line 7 or Line 8</i>)	\$0.00
10. Adjacent site incentive payment	\$0.00
11. Baseload incentive payment	\$0.00
12. Co-generation incentive payment	\$0.00
13. Alternative energy incentive payment	\$0.00
14. Total incentive payments (<i>sum of Lines 10 through 13</i>)	\$0.00
15. Spent nuclear fuel payment	\$0.00
16. Total Utility Aid – this is the utility aid payment listed on the front of the estimate (<i>sum of Lines 9, 14 and 15</i>)	\$0.00

Supplemental County and Municipal Aid

- Under state law, supplemental county and municipal aid paid to each county and municipality is determined by 2023 Wisconsin Act 12 (sec. 79.037, Wis. Stats.)
- For detailed information, review [county and municipal aid spreadsheet](#)

Supplemental County and Municipal Aid Calculation	
1. Prior year supplemental county and municipal aid	\$65,244.14
2. Increase due to sales tax revenue including adjustments (<i>district changes</i>)	\$1,500.61
3. Total Supplemental County and Municipal Aid (<i>sum of Lines 1 and 2</i>)	\$66,744.75

Expenditure Restraint Incentive Program

- Only municipalities are eligible to receive Expenditure Restraint Incentive Program (ERIP) payments
- Under state law, in 2025, each municipality will receive a payment that is equal to the amount of the payment received by the municipality in 2024 (sec. 79.05(4), Wis. Stats., from 2023 WI Act 12 – notwithstanding subs. (2) and (3))

Contact Information

If you have questions, contact us at lgs@wisconsin.gov, (608) 266-8618 or (608) 261-5167.



State of Wisconsin • DEPARTMENT OF REVENUE

DIVISION OF STATE AND LOCAL FINANCE • BUREAU OF LOCAL GOVERNMENT SERVICES • 2135 RIMROCK RD MADISON, WI 53713

Mailing Address:
PO Box 8971 #6-97
Madison WI 53708-8971
Fax: (608) 264-6887
lgs@wisconsin.gov

September 13, 2024

NANCY SOBRALSKI
TOWN OF WASHINGTON
2301 TOWN HALL RD
EAGLE RIVER WI 54521

Notice of Shared Revenue – 2025 Original Estimate

Notice Information

The Wisconsin Department of Revenue (DOR) is providing the **estimated** shared revenue amounts your local government will receive in 2025 under current state law for county and municipal aid, supplemental county and municipal aid, utility aid and the expenditure restraint incentive program. This does not include adjustments, shown on the July and November payment notices.

District	TOWN OF WASHINGTON	County	VILAS	Co-muni code	63-026
-----------------	--------------------	---------------	-------	---------------------	--------

Estimate Information

For an explanation of each aid payment listed below, review the additional information in this notice.

2025 Original Estimate	
1. County and municipal aid	\$16,364.57
2. Utility aid	\$0.00
3. Supplemental county and municipal aid	\$58,181.97
4. Expenditure restraint incentive program	\$0.00
5. Total Estimated 2025 Payments (sum of Lines 1-4)	\$74,546.54

Payment Information

Your local government will receive two distributions in 2025 :

- July 28, 2025: 15% of Line 1, 2, and 3 and 100% of Line 4 (*shown above*)
- November 17, 2025: balance of your 2025 aid payments

County and Municipal Aid

Under state law, the county and municipal aid paid to each county and municipality must be equal to the amount determined in 2012 (sec. 79.036, Wis. Stats.) and adjusted for fallen protective services insurance reimbursement (sec. 79.036(4), Wis. Stats.).

County and Municipal Aid Calculation	
1. Prior year county and municipal aid	\$15,997.80
2. Increase due to sales tax revenue, including adjustments (<i>district changes</i>)	\$367.95
3. Fallen protective services insurance adjustment	-\$1.18
4. Fallen protective services insurance reimbursement (<i>reported to DOR</i>)	\$0.00
5. Total County and Municipal Aid (sum of Lines 1-4)	\$16,364.57

Utility Aid

- Under state law, utility aid is distributed to each county and municipality where tax-exempt utility property is located (sec. 79.04, Wis. Stats.)
- Utility companies report utility property information to DOR annually
- DOR uses the provided information to accurately calculate utility aid (*shown below*)

Utility Aid Calculation	
1. Net book value, as of December 31, 2024 (including expected additions/retirements)	\$0.00
2. Total net book value payment	\$0.00
3. Minimum payment	\$0.00
4. Megawatt capacity	0.0
5. Megawatt capacity payment	\$0.00
6. Closed/decommissioned production plant (phased down) payment	\$0.00
7. Subtotal (sum of Lines 2, 3, 5 and 6)	\$0.00
8. Population cap	\$676,600.00
9. Adjusted subtotal (lesser of Line 7 or Line 8)	\$0.00
10. Adjacent site incentive payment	\$0.00
11. Baseload incentive payment	\$0.00
12. Co-generation incentive payment	\$0.00
13. Alternative energy incentive payment	\$0.00
14. Total incentive payments (sum of Lines 10 through 13)	\$0.00
15. Spent nuclear fuel payment	\$0.00
16. Total Utility Aid – this is the utility aid payment listed on the front of the estimate (sum of Lines 9, 14 and 15)	\$0.00

Supplemental County and Municipal Aid

- Under state law, supplemental county and municipal aid paid to each county and municipality is determined by 2023 Wisconsin Act 12 (sec. 79.037, Wis. Stats.)
- For detailed information, review [county and municipal aid spreadsheet](#)

Supplemental County and Municipal Aid Calculation	
1. Prior year supplemental county and municipal aid	\$56,873.87
2. Increase due to sales tax revenue including adjustments (<i>district changes</i>)	\$1,308.10
3. Total Supplemental County and Municipal Aid (sum of Lines 1 and 2)	\$58,181.97

Expenditure Restraint Incentive Program

- Only municipalities are eligible to receive Expenditure Restraint Incentive Program (ERIP) payments
- Under state law, in 2025, each municipality will receive a payment that is equal to the amount of the payment received by the municipality in 2024 (sec. 79.05(4), Wis. Stats., from 2023 WI Act 12 – notwithstanding subs. (2) and (3))

Contact Information

If you have questions, contact us at lgs@wisconsin.gov, (608) 266-8618 or (608) 261-5167.



State of Wisconsin • DEPARTMENT OF REVENUE

DIVISION OF STATE AND LOCAL FINANCE • BUREAU OF LOCAL GOVERNMENT SERVICES • 2135 RIMROCK RD MADISON, WI 53713

Mailing Address:
PO Box 8971 #6-97
Madison WI 53708-8971
Fax: (608) 264-6887
lgs@wisconsin.gov

September 13, 2024

JOAN WAINIO
TOWN OF WINCHESTER
7228 COUNTY RD W
WINCHESTER WI 54557

Notice of Shared Revenue – 2025 Original Estimate

Notice Information

The Wisconsin Department of Revenue (DOR) is providing the **estimated** shared revenue amounts your local government will receive in 2025 under current state law for county and municipal aid, supplemental county and municipal aid, utility aid and the expenditure restraint incentive program. This does not include adjustments, shown on the July and November payment notices.

District	TOWN OF WINCHESTER	County	VILAS	Co-muni code	63-028
-----------------	--------------------	---------------	-------	---------------------	--------

Estimate Information

For an explanation of each aid payment listed below, review the additional information in this notice.

2025 Original Estimate	
1. County and municipal aid	\$5,993.78
2. Utility aid	\$0.00
3. Supplemental county and municipal aid	\$39,802.81
4. Expenditure restraint incentive program	\$0.00
5. Total Estimated 2025 Payments (sum of Lines 1-4)	\$45,796.59

Payment Information

Your local government will receive two distributions in 2025 :

- July 28, 2025: 15% of Line 1, 2, and 3 and 100% of Line 4 (*shown above*)
- November 17, 2025: balance of your 2025 aid payments

County and Municipal Aid

Under state law, the county and municipal aid paid to each county and municipality must be equal to the amount determined in 2012 (sec. 79.036, Wis. Stats.) and adjusted for fallen protective services insurance reimbursement (sec. 79.036(4), Wis. Stats.).

County and Municipal Aid Calculation	
1. Prior year county and municipal aid	\$5,859.44
2. Increase due to sales tax revenue, including adjustments (<i>district changes</i>)	\$134.77
3. Fallen protective services insurance adjustment	-\$0.43
4. Fallen protective services insurance reimbursement (<i>reported to DOR</i>)	\$0.00
5. Total County and Municipal Aid (sum of Lines 1-4)	\$5,993.78

Utility Aid

- Under state law, utility aid is distributed to each county and municipality where tax-exempt utility property is located (sec. 79.04, Wis. Stats.)
- Utility companies report utility property information to DOR annually
- DOR uses the provided information to accurately calculate utility aid (*shown below*)

Utility Aid Calculation	
1. Net book value, <i>as of December 31, 2024 (including expected additions/retirements)</i>	\$0.00
2. Total net book value payment	\$0.00
3. Minimum payment	\$0.00
4. Megawatt capacity	0.0
5. Megawatt capacity payment	\$0.00
6. Closed/decommissioned production plant (phased down) payment	\$0.00
7. Subtotal (<i>sum of Lines 2, 3, 5 and 6</i>)	\$0.00
8. Population cap	\$228,650.00
9. Adjusted subtotal (<i>lesser of Line 7 or Line 8</i>)	\$0.00
10. Adjacent site incentive payment	\$0.00
11. Baseload incentive payment	\$0.00
12. Co-generation incentive payment	\$0.00
13. Alternative energy incentive payment	\$0.00
14. Total incentive payments (<i>sum of Lines 10 through 13</i>)	\$0.00
15. Spent nuclear fuel payment	\$0.00
16. Total Utility Aid – this is the utility aid payment listed on the front of the estimate (<i>sum of Lines 9, 14 and 15</i>)	\$0.00

Supplemental County and Municipal Aid

- Under state law, supplemental county and municipal aid paid to each county and municipality is determined by 2023 Wisconsin Act 12 (sec. 79.037, Wis. Stats.)
- For detailed information, review [county and municipal aid spreadsheet](#)

Supplemental County and Municipal Aid Calculation	
1. Prior year supplemental county and municipal aid	\$38,907.93
2. Increase due to sales tax revenue including adjustments (<i>district changes</i>)	\$894.88
3. Total Supplemental County and Municipal Aid (<i>sum of Lines 1 and 2</i>)	\$39,802.81

Expenditure Restraint Incentive Program

- Only municipalities are eligible to receive Expenditure Restraint Incentive Program (ERIP) payments
- Under state law, in 2025, each municipality will receive a payment that is equal to the amount of the payment received by the municipality in 2024 (sec. 79.05(4), Wis. Stats., from 2023 WI Act 12 – notwithstanding subs. (2) and (3))

Contact Information

If you have questions, contact us at lgs@wisconsin.gov, (608) 266-8618 or (608) 261-5167.



State of Wisconsin • DEPARTMENT OF REVENUE

DIVISION OF STATE AND LOCAL FINANCE • BUREAU OF LOCAL GOVERNMENT SERVICES • 2135 RIMROCK RD MADISON, WI 53713

Mailing Address:
PO Box 8971 #6-97
Madison WI 53708-8971
Fax: (608) 264-6887
lgs@wisconsin.gov

September 13, 2024

BECKY BOLTE
CITY OF EAGLE RIVER
PO BOX 1269
EAGLE RIVER WI 54521

Notice of Shared Revenue – 2025 Original Estimate

Notice Information

The Wisconsin Department of Revenue (DOR) is providing the **estimated** shared revenue amounts your local government will receive in 2025 under current state law for county and municipal aid, supplemental county and municipal aid, utility aid and the expenditure restraint incentive program. This does not include adjustments, shown on the July and November payment notices.

District	CITY OF EAGLE RIVER	County	VILAS	Co-muni code	63-221
-----------------	---------------------	---------------	-------	---------------------	--------

Estimate Information

For an explanation of each aid payment listed below, review the additional information in this notice.

2025 Original Estimate	
1. County and municipal aid	\$24,280.68
2. Utility aid	\$0.00
3. Supplemental county and municipal aid	\$58,422.28
4. Expenditure restraint incentive program	\$50,760.59
5. Total Estimated 2025 Payments (sum of Lines 1-4)	\$133,463.55

Payment Information

Your local government will receive two distributions in 2025 :

- July 28, 2025: 15% of Line 1, 2, and 3 and 100% of Line 4 (*shown above*)
- November 17, 2025: balance of your 2025 aid payments

County and Municipal Aid

Under state law, the county and municipal aid paid to each county and municipality must be equal to the amount determined in 2012 (sec. 79.036, Wis. Stats.) and adjusted for fallen protective services insurance reimbursement (sec. 79.036(4), Wis. Stats.).

County and Municipal Aid Calculation	
1. Prior year county and municipal aid	\$23,736.49
2. Increase due to sales tax revenue, including adjustments (<i>district changes</i>)	\$545.94
3. Fallen protective services insurance adjustment	-\$1.75
4. Fallen protective services insurance reimbursement (<i>reported to DOR</i>)	\$0.00
5. Total County and Municipal Aid (sum of Lines 1-4)	\$24,280.68

Utility Aid

- Under state law, utility aid is distributed to each county and municipality where tax-exempt utility property is located (sec. 79.04, Wis. Stats.)
- Utility companies report utility property information to DOR annually
- DOR uses the provided information to accurately calculate utility aid (*shown below*)

Utility Aid Calculation	
1. Net book value, <i>as of December 31, 2024 (including expected additions/retirements)</i>	\$0.00
2. Total net book value payment	\$0.00
3. Minimum payment	\$0.00
4. Megawatt capacity	0.0
5. Megawatt capacity payment	\$0.00
6. Closed/decommissioned production plant (phased down) payment	\$0.00
7. Subtotal (<i>sum of Lines 2, 3, 5 and 6</i>)	\$0.00
8. Population cap	\$686,375.00
9. Adjusted subtotal (<i>lesser of Line 7 or Line 8</i>)	\$0.00
10. Adjacent site incentive payment	\$0.00
11. Baseload incentive payment	\$0.00
12. Co-generation incentive payment	\$0.00
13. Alternative energy incentive payment	\$0.00
14. Total incentive payments (<i>sum of Lines 10 through 13</i>)	\$0.00
15. Spent nuclear fuel payment	\$0.00
16. Total Utility Aid – this is the utility aid payment listed on the front of the estimate (<i>sum of Lines 9, 14 and 15</i>)	\$0.00

Supplemental County and Municipal Aid

- Under state law, supplemental county and municipal aid paid to each county and municipality is determined by 2023 Wisconsin Act 12 (sec. 79.037, Wis. Stats.)
- For detailed information, review [county and municipal aid spreadsheet](#)

Supplemental County and Municipal Aid Calculation	
1. Prior year supplemental county and municipal aid	\$57,108.78
2. Increase due to sales tax revenue including adjustments (<i>district changes</i>)	\$1,313.50
3. Total Supplemental County and Municipal Aid (<i>sum of Lines 1 and 2</i>)	\$58,422.28

Expenditure Restraint Incentive Program

- Only municipalities are eligible to receive Expenditure Restraint Incentive Program (ERIP) payments
- Under state law, in 2025, each municipality will receive a payment that is equal to the amount of the payment received by the municipality in 2024 (sec. 79.05(4), Wis. Stats., from 2023 WI Act 12 – notwithstanding subs. (2) and (3))

Contact Information

If you have questions, contact us at lgs@wisconsin.gov, (608) 266-8618 or (608) 261-5167.



State of Wisconsin • DEPARTMENT OF REVENUE

DIVISION OF STATE AND LOCAL FINANCE • BUREAU OF LOCAL GOVERNMENT SERVICES • 2135 RIMROCK RD MADISON, WI 53713

Mailing Address:
PO Box 8971 #6-97
Madison WI 53708-8971
Fax: (608) 264-6887
lgs@wisconsin.gov

September 13, 2024

KIMBERLY OLKOWSKI
COUNTY OF VILAS
330 COURT ST
EAGLE RIVER WI 54521-8362

Notice of Shared Revenue – 2025 Original Estimate

Notice Information

The Wisconsin Department of Revenue (DOR) is providing the **estimated** shared revenue amounts your local government will receive in 2025 under current state law for county and municipal aid, supplemental county and municipal aid, utility aid and the expenditure restraint incentive program. This does not include adjustments, shown on the July and November payment notices.

District	COUNTY OF VILAS	County	VILAS	Co-muni code	63-999
-----------------	-----------------	---------------	-------	---------------------	--------

Estimate Information

For an explanation of each aid payment listed below, review the additional information in this notice.

2025 Original Estimate	
1. County and municipal aid	\$21,554.08
2. Utility aid	\$153,142.26
3. Supplemental county and municipal aid	\$349,304.53
4. Expenditure restraint incentive program	\$0.00
5. Total Estimated 2025 Payments (sum of Lines 1-4)	\$524,000.87

Payment Information

Your local government will receive two distributions in 2025 :

- July 28, 2025: 15% of Line 1, 2, and 3 and 100% of Line 4 (*shown above*)
- November 17, 2025: balance of your 2025 aid payments

County and Municipal Aid

Under state law, the county and municipal aid paid to each county and municipality must be equal to the amount determined in 2012 (sec. 79.036, Wis. Stats.) and adjusted for fallen protective services insurance reimbursement (sec. 79.036(4), Wis. Stats.).

County and Municipal Aid Calculation	
1. Prior year county and municipal aid	\$21,071.01
2. Increase due to sales tax revenue, including adjustments (<i>district changes</i>)	\$484.63
3. Fallen protective services insurance adjustment	-\$1.56
4. Fallen protective services insurance reimbursement (<i>reported to DOR</i>)	\$0.00
5. Total County and Municipal Aid (sum of Lines 1-4)	\$21,554.08

Utility Aid

- Under state law, utility aid is distributed to each county and municipality where tax-exempt utility property is located (sec. 79.04, Wis. Stats.)
- Utility companies report utility property information to DOR annually
- DOR uses the provided information to accurately calculate utility aid (*shown below*)

Utility Aid Calculation	
1. Net book value, <i>as of December 31, 2024 (including expected additions/retirements)</i>	\$25,523,710.00
2. Total net book value payment	\$153,142.26
3. Minimum payment	\$0.00
4. Megawatt capacity	0.0
5. Megawatt capacity payment	\$0.00
6. Closed/decommissioned production plant (phased down) payment	\$0.00
7. Subtotal (<i>sum of Lines 2, 3, 5 and 6</i>)	\$153,142.26
8. Population cap	\$2,909,750.00
9. Adjusted subtotal (<i>lesser of Line 7 or Line 8</i>)	\$153,142.26
10. Adjacent site incentive payment	\$0.00
11. Baseload incentive payment	\$0.00
12. Co-generation incentive payment	\$0.00
13. Alternative energy incentive payment	\$0.00
14. Total incentive payments (<i>sum of Lines 10 through 13</i>)	\$0.00
15. Spent nuclear fuel payment	\$0.00
16. Total Utility Aid – this is the utility aid payment listed on the front of the estimate (<i>sum of Lines 9, 14 and 15</i>)	\$153,142.26

Supplemental County and Municipal Aid

- Under state law, supplemental county and municipal aid paid to each county and municipality is determined by 2023 Wisconsin Act 12 (sec. 79.037, Wis. Stats.)
- For detailed information, review [county and municipal aid spreadsheet](#)

Supplemental County and Municipal Aid Calculation	
1. Prior year supplemental county and municipal aid	\$341,451.15
2. Increase due to sales tax revenue including adjustments (<i>district changes</i>)	\$7,853.38
3. Total Supplemental County and Municipal Aid (<i>sum of Lines 1 and 2</i>)	\$349,304.53

Expenditure Restraint Incentive Program

- Only municipalities are eligible to receive Expenditure Restraint Incentive Program (ERIP) payments
- Under state law, in 2025, each municipality will receive a payment that is equal to the amount of the payment received by the municipality in 2024 (sec. 79.05(4), Wis. Stats., from 2023 WI Act 12 – notwithstanding subs. (2) and (3))

Contact Information

If you have questions, contact us at lgs@wisconsin.gov, (608) 266-8618 or (608) 261-5167.



State of Wisconsin • DEPARTMENT OF REVENUE

DIVISION OF STATE AND LOCAL FINANCE • BUREAU OF LOCAL GOVERNMENT SERVICES • 2135 RIMROCK RD MADISON, WI 53713

Mailing Address:
PO Box 8971 #6-97
Madison WI 53708-8971
Fax: (608) 264-6887
lgs@wisconsin.gov

September 13, 2024

LORI DOMINO
TOWN OF BLOOMFIELD
PO BOX 704
PELL LAKE WI 53157-0704

Notice of Shared Revenue – 2025 Original Estimate

Notice Information

The Wisconsin Department of Revenue (DOR) is providing the **estimated** shared revenue amounts your local government will receive in 2025 under current state law for county and municipal aid, supplemental county and municipal aid, utility aid and the expenditure restraint incentive program. This does not include adjustments, shown on the July and November payment notices.

District	TOWN OF BLOOMFIELD	County	WALWORTH	Co-muni code	64-002
-----------------	--------------------	---------------	----------	---------------------	--------

Estimate Information

For an explanation of each aid payment listed below, review the additional information in this notice.

2025 Original Estimate	
1. County and municipal aid	\$12,908.20
2. Utility aid	\$10,755.74
3. Supplemental county and municipal aid	\$61,442.98
4. Expenditure restraint incentive program	\$0.00
5. Total Estimated 2025 Payments (sum of Lines 1-4)	\$85,106.92

Payment Information

Your local government will receive two distributions in 2025 :

- July 28, 2025: 15% of Line 1, 2, and 3 and 100% of Line 4 (*shown above*)
- November 17, 2025: balance of your 2025 aid payments

County and Municipal Aid

Under state law, the county and municipal aid paid to each county and municipality must be equal to the amount determined in 2012 (sec. 79.036, Wis. Stats.) and adjusted for fallen protective services insurance reimbursement (sec. 79.036(4), Wis. Stats.).

County and Municipal Aid Calculation	
1. Prior year county and municipal aid	\$12,618.90
2. Increase due to sales tax revenue, including adjustments (<i>district changes</i>)	\$290.23
3. Fallen protective services insurance adjustment	-\$0.93
4. Fallen protective services insurance reimbursement (<i>reported to DOR</i>)	\$0.00
5. Total County and Municipal Aid (sum of Lines 1-4)	\$12,908.20

Utility Aid

- Under state law, utility aid is distributed to each county and municipality where tax-exempt utility property is located (sec. 79.04, Wis. Stats.)
- Utility companies report utility property information to DOR annually
- DOR uses the provided information to accurately calculate utility aid (*shown below*)

Utility Aid Calculation	
1. Net book value, as of December 31, 2024 (including expected additions/retirements)	\$3,585,245.00
2. Total net book value payment	\$10,755.74
3. Minimum payment	\$0.00
4. Megawatt capacity	0.0
5. Megawatt capacity payment	\$0.00
6. Closed/decommissioned production plant (phased down) payment	\$0.00
7. Subtotal (sum of Lines 2, 3, 5 and 6)	\$10,755.74
8. Population cap	\$781,575.00
9. Adjusted subtotal (lesser of Line 7 or Line 8)	\$10,755.74
10. Adjacent site incentive payment	\$0.00
11. Baseload incentive payment	\$0.00
12. Co-generation incentive payment	\$0.00
13. Alternative energy incentive payment	\$0.00
14. Total incentive payments (sum of Lines 10 through 13)	\$0.00
15. Spent nuclear fuel payment	\$0.00
16. Total Utility Aid – this is the utility aid payment listed on the front of the estimate (sum of Lines 9, 14 and 15)	\$10,755.74

Supplemental County and Municipal Aid

- Under state law, supplemental county and municipal aid paid to each county and municipality is determined by 2023 Wisconsin Act 12 (sec. 79.037, Wis. Stats.)
- For detailed information, review [county and municipal aid spreadsheet](#)

Supplemental County and Municipal Aid Calculation	
1. Prior year supplemental county and municipal aid	\$60,061.56
2. Increase due to sales tax revenue including adjustments (<i>district changes</i>)	\$1,381.42
3. Total Supplemental County and Municipal Aid (sum of Lines 1 and 2)	\$61,442.98

Expenditure Restraint Incentive Program

- Only municipalities are eligible to receive Expenditure Restraint Incentive Program (ERIP) payments
- Under state law, in 2025, each municipality will receive a payment that is equal to the amount of the payment received by the municipality in 2024 (sec. 79.05(4), Wis. Stats., from 2023 WI Act 12 – notwithstanding subs. (2) and (3))

Contact Information

If you have questions, contact us at lgs@wisconsin.gov, (608) 266-8618 or (608) 261-5167.



State of Wisconsin • DEPARTMENT OF REVENUE

DIVISION OF STATE AND LOCAL FINANCE • BUREAU OF LOCAL GOVERNMENT SERVICES • 2135 RIMROCK RD MADISON, WI 53713

Mailing Address:
PO Box 8971 #6-97
Madison WI 53708-8971
Fax: (608) 264-6887
lgs@wisconsin.gov

September 13, 2024

MARILYN LARSON
TOWN OF DARIEN
N2826 FOUNDRY ROAD
DARIEN WI 53114

Notice of Shared Revenue – 2025 Original Estimate

Notice Information

The Wisconsin Department of Revenue (DOR) is providing the **estimated** shared revenue amounts your local government will receive in 2025 under current state law for county and municipal aid, supplemental county and municipal aid, utility aid and the expenditure restraint incentive program. This does not include adjustments, shown on the July and November payment notices.

District	TOWN OF DARIEN	County	WALWORTH	Co-muni code	64-004
-----------------	----------------	---------------	----------	---------------------	--------

Estimate Information

For an explanation of each aid payment listed below, review the additional information in this notice.

2025 Original Estimate	
1. County and municipal aid	\$16,829.54
2. Utility aid	\$11,876.13
3. Supplemental county and municipal aid	\$59,040.20
4. Expenditure restraint incentive program	\$0.00
5. Total Estimated 2025 Payments (sum of Lines 1-4)	\$87,745.87

Payment Information

Your local government will receive two distributions in 2025 :

- July 28, 2025: 15% of Line 1, 2, and 3 and 100% of Line 4 (*shown above*)
- November 17, 2025: balance of your 2025 aid payments

County and Municipal Aid

Under state law, the county and municipal aid paid to each county and municipality must be equal to the amount determined in 2012 (sec. 79.036, Wis. Stats.) and adjusted for fallen protective services insurance reimbursement (sec. 79.036(4), Wis. Stats.).

County and Municipal Aid Calculation	
1. Prior year county and municipal aid	\$16,452.36
2. Increase due to sales tax revenue, including adjustments (<i>district changes</i>)	\$378.40
3. Fallen protective services insurance adjustment	-\$1.22
4. Fallen protective services insurance reimbursement (<i>reported to DOR</i>)	\$0.00
5. Total County and Municipal Aid (sum of Lines 1-4)	\$16,829.54

Utility Aid

- Under state law, utility aid is distributed to each county and municipality where tax-exempt utility property is located (sec. 79.04, Wis. Stats.)
- Utility companies report utility property information to DOR annually
- DOR uses the provided information to accurately calculate utility aid (*shown below*)

Utility Aid Calculation	
1. Net book value, <i>as of December 31, 2024 (including expected additions/retirements)</i>	\$3,958,710.00
2. Total net book value payment	\$11,876.13
3. Minimum payment	\$0.00
4. Megawatt capacity	0.0
5. Megawatt capacity payment	\$0.00
6. Closed/decommissioned production plant (phased down) payment	\$0.00
7. Subtotal (<i>sum of Lines 2, 3, 5 and 6</i>)	\$11,876.13
8. Population cap	\$698,275.00
9. Adjusted subtotal (<i>lesser of Line 7 or Line 8</i>)	\$11,876.13
10. Adjacent site incentive payment	\$0.00
11. Baseload incentive payment	\$0.00
12. Co-generation incentive payment	\$0.00
13. Alternative energy incentive payment	\$0.00
14. Total incentive payments (<i>sum of Lines 10 through 13</i>)	\$0.00
15. Spent nuclear fuel payment	\$0.00
16. Total Utility Aid – this is the utility aid payment listed on the front of the estimate (<i>sum of Lines 9, 14 and 15</i>)	\$11,876.13

Supplemental County and Municipal Aid

- Under state law, supplemental county and municipal aid paid to each county and municipality is determined by 2023 Wisconsin Act 12 (sec. 79.037, Wis. Stats.)
- For detailed information, review [county and municipal aid spreadsheet](#)

Supplemental County and Municipal Aid Calculation	
1. Prior year supplemental county and municipal aid	\$57,712.81
2. Increase due to sales tax revenue including adjustments (<i>district changes</i>)	\$1,327.39
3. Total Supplemental County and Municipal Aid (<i>sum of Lines 1 and 2</i>)	\$59,040.20

Expenditure Restraint Incentive Program

- Only municipalities are eligible to receive Expenditure Restraint Incentive Program (ERIP) payments
- Under state law, in 2025, each municipality will receive a payment that is equal to the amount of the payment received by the municipality in 2024 (sec. 79.05(4), Wis. Stats., from 2023 WI Act 12 – notwithstanding subs. (2) and (3))

Contact Information

If you have questions, contact us at lgs@wisconsin.gov, (608) 266-8618 or (608) 261-5167.



State of Wisconsin • DEPARTMENT OF REVENUE

DIVISION OF STATE AND LOCAL FINANCE • BUREAU OF LOCAL GOVERNMENT SERVICES • 2135 RIMROCK RD MADISON, WI 53713

Mailing Address:
PO Box 8971 #6-97
Madison WI 53708-8971
Fax: (608) 264-6887
lgs@wisconsin.gov

September 13, 2024

MICHELE STARIN
TOWN OF DELAVAN
5621 TOWN HALL RD
DELAVAN WI 53115

Notice of Shared Revenue – 2025 Original Estimate

Notice Information

The Wisconsin Department of Revenue (DOR) is providing the **estimated** shared revenue amounts your local government will receive in 2025 under current state law for county and municipal aid, supplemental county and municipal aid, utility aid and the expenditure restraint incentive program. This does not include adjustments, shown on the July and November payment notices.

District	TOWN OF DELAVAN	County	WALWORTH	Co-muni code	64-006
-----------------	-----------------	---------------	----------	---------------------	--------

Estimate Information

For an explanation of each aid payment listed below, review the additional information in this notice.

2025 Original Estimate	
1. County and municipal aid	\$63,067.84
2. Utility aid	\$9,221.11
3. Supplemental county and municipal aid	\$148,609.76
4. Expenditure restraint incentive program	\$0.00
5. Total Estimated 2025 Payments (sum of Lines 1-4)	\$220,898.71

Payment Information

Your local government will receive two distributions in 2025 :

- July 28, 2025: 15% of Line 1, 2, and 3 and 100% of Line 4 (*shown above*)
- November 17, 2025: balance of your 2025 aid payments

County and Municipal Aid

Under state law, the county and municipal aid paid to each county and municipality must be equal to the amount determined in 2012 (sec. 79.036, Wis. Stats.) and adjusted for fallen protective services insurance reimbursement (sec. 79.036(4), Wis. Stats.).

County and Municipal Aid Calculation	
1. Prior year county and municipal aid	\$61,654.35
2. Increase due to sales tax revenue, including adjustments (<i>district changes</i>)	\$1,418.05
3. Fallen protective services insurance adjustment	-\$4.56
4. Fallen protective services insurance reimbursement (<i>reported to DOR</i>)	\$0.00
5. Total County and Municipal Aid (sum of Lines 1-4)	\$63,067.84

Utility Aid

- Under state law, utility aid is distributed to each county and municipality where tax-exempt utility property is located (sec. 79.04, Wis. Stats.)
- Utility companies report utility property information to DOR annually
- DOR uses the provided information to accurately calculate utility aid (*shown below*)

Utility Aid Calculation	
1. Net book value, <i>as of December 31, 2024 (including expected additions/retirements)</i>	\$3,073,704.00
2. Total net book value payment	\$9,221.11
3. Minimum payment	\$0.00
4. Megawatt capacity	0.0
5. Megawatt capacity payment	\$0.00
6. Closed/decommissioned production plant (phased down) payment	\$0.00
7. Subtotal (<i>sum of Lines 2, 3, 5 and 6</i>)	\$9,221.11
8. Population cap	\$2,234,650.00
9. Adjusted subtotal (<i>lesser of Line 7 or Line 8</i>)	\$9,221.11
10. Adjacent site incentive payment	\$0.00
11. Baseload incentive payment	\$0.00
12. Co-generation incentive payment	\$0.00
13. Alternative energy incentive payment	\$0.00
14. Total incentive payments (<i>sum of Lines 10 through 13</i>)	\$0.00
15. Spent nuclear fuel payment	\$0.00
16. Total Utility Aid – this is the utility aid payment listed on the front of the estimate <i>(sum of Lines 9, 14 and 15)</i>	\$9,221.11

Supplemental County and Municipal Aid

- Under state law, supplemental county and municipal aid paid to each county and municipality is determined by 2023 Wisconsin Act 12 (sec. 79.037, Wis. Stats.)
- For detailed information, review [county and municipal aid spreadsheet](#)

Supplemental County and Municipal Aid Calculation	
1. Prior year supplemental county and municipal aid	\$145,268.58
2. Increase due to sales tax revenue including adjustments (<i>district changes</i>)	\$3,341.18
3. Total Supplemental County and Municipal Aid (<i>sum of Lines 1 and 2</i>)	\$148,609.76

Expenditure Restraint Incentive Program

- Only municipalities are eligible to receive Expenditure Restraint Incentive Program (ERIP) payments
- Under state law, in 2025, each municipality will receive a payment that is equal to the amount of the payment received by the municipality in 2024 (sec. 79.05(4), Wis. Stats., from 2023 WI Act 12 – notwithstanding subs. (2) and (3))

Contact Information

If you have questions, contact us at lgs@wisconsin.gov, (608) 266-8618 or (608) 261-5167.



State of Wisconsin • DEPARTMENT OF REVENUE

DIVISION OF STATE AND LOCAL FINANCE • BUREAU OF LOCAL GOVERNMENT SERVICES • 2135 RIMROCK RD MADISON, WI 53713

Mailing Address:
PO Box 8971 #6-97
Madison WI 53708-8971
Fax: (608) 264-6887
lgs@wisconsin.gov

September 13, 2024

KIM BUCHANAN
TOWN OF EAST TROY
PO BOX 872
EAST TROY WI 53120-0872

Notice of Shared Revenue – 2025 Original Estimate

Notice Information

The Wisconsin Department of Revenue (DOR) is providing the **estimated** shared revenue amounts your local government will receive in 2025 under current state law for county and municipal aid, supplemental county and municipal aid, utility aid and the expenditure restraint incentive program. This does not include adjustments, shown on the July and November payment notices.

District	TOWN OF EAST TROY	County	WALWORTH	Co-muni code	64-008
-----------------	-------------------	---------------	----------	---------------------	--------

Estimate Information

For an explanation of each aid payment listed below, review the additional information in this notice.

2025 Original Estimate	
1. County and municipal aid	\$51,304.05
2. Utility aid	\$0.00
3. Supplemental county and municipal aid	\$99,658.87
4. Expenditure restraint incentive program	\$0.00
5. Total Estimated 2025 Payments (sum of Lines 1-4)	\$150,962.92

Payment Information

Your local government will receive two distributions in 2025 :

- July 28, 2025: 15% of Line 1, 2, and 3 and 100% of Line 4 (*shown above*)
- November 17, 2025: balance of your 2025 aid payments

County and Municipal Aid

Under state law, the county and municipal aid paid to each county and municipality must be equal to the amount determined in 2012 (sec. 79.036, Wis. Stats.) and adjusted for fallen protective services insurance reimbursement (sec. 79.036(4), Wis. Stats.).

County and Municipal Aid Calculation	
1. Prior year county and municipal aid	\$50,154.21
2. Increase due to sales tax revenue, including adjustments (<i>district changes</i>)	\$1,153.55
3. Fallen protective services insurance adjustment	-\$3.71
4. Fallen protective services insurance reimbursement (<i>reported to DOR</i>)	\$0.00
5. Total County and Municipal Aid (sum of Lines 1-4)	\$51,304.05

Utility Aid

- Under state law, utility aid is distributed to each county and municipality where tax-exempt utility property is located (sec. 79.04, Wis. Stats.)
- Utility companies report utility property information to DOR annually
- DOR uses the provided information to accurately calculate utility aid (*shown below*)

Utility Aid Calculation	
1. Net book value, <i>as of December 31, 2024 (including expected additions/retirements)</i>	\$0.00
2. Total net book value payment	\$0.00
3. Minimum payment	\$0.00
4. Megawatt capacity	0.0
5. Megawatt capacity payment	\$0.00
6. Closed/decommissioned production plant (phased down) payment	\$0.00
7. Subtotal (<i>sum of Lines 2, 3, 5 and 6</i>)	\$0.00
8. Population cap	\$1,722,100.00
9. Adjusted subtotal (<i>lesser of Line 7 or Line 8</i>)	\$0.00
10. Adjacent site incentive payment	\$0.00
11. Baseload incentive payment	\$0.00
12. Co-generation incentive payment	\$0.00
13. Alternative energy incentive payment	\$0.00
14. Total incentive payments (<i>sum of Lines 10 through 13</i>)	\$0.00
15. Spent nuclear fuel payment	\$0.00
16. Total Utility Aid – this is the utility aid payment listed on the front of the estimate (<i>sum of Lines 9, 14 and 15</i>)	\$0.00

Supplemental County and Municipal Aid

- Under state law, supplemental county and municipal aid paid to each county and municipality is determined by 2023 Wisconsin Act 12 (sec. 79.037, Wis. Stats.)
- For detailed information, review [county and municipal aid spreadsheet](#)

Supplemental County and Municipal Aid Calculation	
1. Prior year supplemental county and municipal aid	\$97,418.25
2. Increase due to sales tax revenue including adjustments (<i>district changes</i>)	\$2,240.62
3. Total Supplemental County and Municipal Aid (<i>sum of Lines 1 and 2</i>)	\$99,658.87

Expenditure Restraint Incentive Program

- Only municipalities are eligible to receive Expenditure Restraint Incentive Program (ERIP) payments
- Under state law, in 2025, each municipality will receive a payment that is equal to the amount of the payment received by the municipality in 2024 (sec. 79.05(4), Wis. Stats., from 2023 WI Act 12 – notwithstanding subs. (2) and (3))

Contact Information

If you have questions, contact us at lgs@wisconsin.gov, (608) 266-8618 or (608) 261-5167.



State of Wisconsin • DEPARTMENT OF REVENUE

DIVISION OF STATE AND LOCAL FINANCE • BUREAU OF LOCAL GOVERNMENT SERVICES • 2135 RIMROCK RD MADISON, WI 53713

Mailing Address:
PO Box 8971 #6-97
Madison WI 53708-8971
Fax: (608) 264-6887
lgs@wisconsin.gov

September 13, 2024

DEBRA KIRCH
TOWN OF GENEVA
N3496 COMO RD
LAKE GENEVA WI 53147-2617

Notice of Shared Revenue – 2025 Original Estimate

Notice Information

The Wisconsin Department of Revenue (DOR) is providing the **estimated** shared revenue amounts your local government will receive in 2025 under current state law for county and municipal aid, supplemental county and municipal aid, utility aid and the expenditure restraint incentive program. This does not include adjustments, shown on the July and November payment notices.

District	TOWN OF GENEVA	County	WALWORTH	Co-muni code	64-010
-----------------	----------------	---------------	----------	---------------------	--------

Estimate Information

For an explanation of each aid payment listed below, review the additional information in this notice.

2025 Original Estimate	
1. County and municipal aid	\$53,905.07
2. Utility aid	\$25,727.83
3. Supplemental county and municipal aid	\$153,492.19
4. Expenditure restraint incentive program	\$0.00
5. Total Estimated 2025 Payments (sum of Lines 1-4)	\$233,125.09

Payment Information

Your local government will receive two distributions in 2025 :

- July 28, 2025: 15% of Line 1, 2, and 3 and 100% of Line 4 (*shown above*)
- November 17, 2025: balance of your 2025 aid payments

County and Municipal Aid

Under state law, the county and municipal aid paid to each county and municipality must be equal to the amount determined in 2012 (sec. 79.036, Wis. Stats.) and adjusted for fallen protective services insurance reimbursement (sec. 79.036(4), Wis. Stats.).

County and Municipal Aid Calculation	
1. Prior year county and municipal aid	\$52,696.93
2. Increase due to sales tax revenue, including adjustments (<i>district changes</i>)	\$1,212.03
3. Fallen protective services insurance adjustment	-\$3.89
4. Fallen protective services insurance reimbursement (<i>reported to DOR</i>)	\$0.00
5. Total County and Municipal Aid (sum of Lines 1-4)	\$53,905.07

Utility Aid

- Under state law, utility aid is distributed to each county and municipality where tax-exempt utility property is located (sec. 79.04, Wis. Stats.)
- Utility companies report utility property information to DOR annually
- DOR uses the provided information to accurately calculate utility aid (*shown below*)

Utility Aid Calculation	
1. Net book value, as of December 31, 2024 (including expected additions/retirements)	\$8,575,943.00
2. Total net book value payment	\$25,727.83
3. Minimum payment	\$0.00
4. Megawatt capacity	0.0
5. Megawatt capacity payment	\$0.00
6. Closed/decommissioned production plant (phased down) payment	\$0.00
7. Subtotal (sum of Lines 2, 3, 5 and 6)	\$25,727.83
8. Population cap	\$2,380,850.00
9. Adjusted subtotal (lesser of Line 7 or Line 8)	\$25,727.83
10. Adjacent site incentive payment	\$0.00
11. Baseload incentive payment	\$0.00
12. Co-generation incentive payment	\$0.00
13. Alternative energy incentive payment	\$0.00
14. Total incentive payments (sum of Lines 10 through 13)	\$0.00
15. Spent nuclear fuel payment	\$0.00
16. Total Utility Aid – this is the utility aid payment listed on the front of the estimate (sum of Lines 9, 14 and 15)	\$25,727.83

Supplemental County and Municipal Aid

- Under state law, supplemental county and municipal aid paid to each county and municipality is determined by 2023 Wisconsin Act 12 (sec. 79.037, Wis. Stats.)
- For detailed information, review [county and municipal aid spreadsheet](#)

Supplemental County and Municipal Aid Calculation	
1. Prior year supplemental county and municipal aid	\$150,041.24
2. Increase due to sales tax revenue including adjustments (district changes)	\$3,450.95
3. Total Supplemental County and Municipal Aid (sum of Lines 1 and 2)	\$153,492.19

Expenditure Restraint Incentive Program

- Only municipalities are eligible to receive Expenditure Restraint Incentive Program (ERIP) payments
- Under state law, in 2025, each municipality will receive a payment that is equal to the amount of the payment received by the municipality in 2024 (sec. 79.05(4), Wis. Stats., from 2023 WI Act 12 – notwithstanding subs. (2) and (3))

Contact Information

If you have questions, contact us at lgs@wisconsin.gov, (608) 266-8618 or (608) 261-5167.



State of Wisconsin • DEPARTMENT OF REVENUE

DIVISION OF STATE AND LOCAL FINANCE • BUREAU OF LOCAL GOVERNMENT SERVICES • 2135 RIMROCK RD MADISON, WI 53713

Mailing Address:
PO Box 8971 #6-97
Madison WI 53708-8971
Fax: (608) 264-6887
lgs@wisconsin.gov

September 13, 2024

CAIRIE VIRRUETA
TOWN OF LA FAYETTE
N5573 BOWERS RD
ELKHORN WI 53121

Notice of Shared Revenue – 2025 Original Estimate

Notice Information

The Wisconsin Department of Revenue (DOR) is providing the **estimated** shared revenue amounts your local government will receive in 2025 under current state law for county and municipal aid, supplemental county and municipal aid, utility aid and the expenditure restraint incentive program. This does not include adjustments, shown on the July and November payment notices.

District	TOWN OF LA FAYETTE	County	WALWORTH	Co-muni code	64-012
-----------------	--------------------	---------------	----------	---------------------	--------

Estimate Information

For an explanation of each aid payment listed below, review the additional information in this notice.

2025 Original Estimate	
1. County and municipal aid	\$20,504.88
2. Utility aid	\$135.30
3. Supplemental county and municipal aid	\$66,435.97
4. Expenditure restraint incentive program	\$0.00
5. Total Estimated 2025 Payments (sum of Lines 1-4)	\$87,076.15

Payment Information

Your local government will receive two distributions in 2025 :

- July 28, 2025: 15% of Line 1, 2, and 3 and 100% of Line 4 (*shown above*)
- November 17, 2025: balance of your 2025 aid payments

County and Municipal Aid

Under state law, the county and municipal aid paid to each county and municipality must be equal to the amount determined in 2012 (sec. 79.036, Wis. Stats.) and adjusted for fallen protective services insurance reimbursement (sec. 79.036(4), Wis. Stats.).

County and Municipal Aid Calculation	
1. Prior year county and municipal aid	\$20,045.32
2. Increase due to sales tax revenue, including adjustments (<i>district changes</i>)	\$461.04
3. Fallen protective services insurance adjustment	-\$1.48
4. Fallen protective services insurance reimbursement (<i>reported to DOR</i>)	\$0.00
5. Total County and Municipal Aid (sum of Lines 1-4)	\$20,504.88

Utility Aid

- Under state law, utility aid is distributed to each county and municipality where tax-exempt utility property is located (sec. 79.04, Wis. Stats.)
- Utility companies report utility property information to DOR annually
- DOR uses the provided information to accurately calculate utility aid (*shown below*)

Utility Aid Calculation	
1. Net book value, <i>as of December 31, 2024 (including expected additions/retirements)</i>	\$45,101.00
2. Total net book value payment	\$135.30
3. Minimum payment	\$0.00
4. Megawatt capacity	0.0
5. Megawatt capacity payment	\$0.00
6. Closed/decommissioned production plant (phased down) payment	\$0.00
7. Subtotal (<i>sum of Lines 2, 3, 5 and 6</i>)	\$135.30
8. Population cap	\$904,825.00
9. Adjusted subtotal (<i>lesser of Line 7 or Line 8</i>)	\$135.30
10. Adjacent site incentive payment	\$0.00
11. Baseload incentive payment	\$0.00
12. Co-generation incentive payment	\$0.00
13. Alternative energy incentive payment	\$0.00
14. Total incentive payments (<i>sum of Lines 10 through 13</i>)	\$0.00
15. Spent nuclear fuel payment	\$0.00
16. Total Utility Aid – this is the utility aid payment listed on the front of the estimate <i>(sum of Lines 9, 14 and 15)</i>	\$135.30

Supplemental County and Municipal Aid

- Under state law, supplemental county and municipal aid paid to each county and municipality is determined by 2023 Wisconsin Act 12 (sec. 79.037, Wis. Stats.)
- For detailed information, review [county and municipal aid spreadsheet](#)

Supplemental County and Municipal Aid Calculation	
1. Prior year supplemental county and municipal aid	\$64,942.30
2. Increase due to sales tax revenue including adjustments (<i>district changes</i>)	\$1,493.67
3. Total Supplemental County and Municipal Aid (<i>sum of Lines 1 and 2</i>)	\$66,435.97

Expenditure Restraint Incentive Program

- Only municipalities are eligible to receive Expenditure Restraint Incentive Program (ERIP) payments
- Under state law, in 2025, each municipality will receive a payment that is equal to the amount of the payment received by the municipality in 2024 (sec. 79.05(4), Wis. Stats., from 2023 WI Act 12 – notwithstanding subs. (2) and (3))

Contact Information

If you have questions, contact us at lgs@wisconsin.gov, (608) 266-8618 or (608) 261-5167.



State of Wisconsin • DEPARTMENT OF REVENUE

DIVISION OF STATE AND LOCAL FINANCE • BUREAU OF LOCAL GOVERNMENT SERVICES • 2135 RIMROCK RD MADISON, WI 53713

Mailing Address:
PO Box 8971 #6-97
Madison WI 53708-8971
Fax: (608) 264-6887
lgs@wisconsin.gov

September 13, 2024

CRYSTAL HOFFMANN
TOWN OF LA GRANGE
PO BOX 359
WHITEWATER WI 53190-0359

Notice of Shared Revenue – 2025 Original Estimate

Notice Information

The Wisconsin Department of Revenue (DOR) is providing the **estimated** shared revenue amounts your local government will receive in 2025 under current state law for county and municipal aid, supplemental county and municipal aid, utility aid and the expenditure restraint incentive program. This does not include adjustments, shown on the July and November payment notices.

District	TOWN OF LA GRANGE	County	WALWORTH	Co-muni code	64-014
-----------------	-------------------	---------------	----------	---------------------	--------

Estimate Information

For an explanation of each aid payment listed below, review the additional information in this notice.

2025 Original Estimate	
1. County and municipal aid	\$20,855.95
2. Utility aid	\$5,821.65
3. Supplemental county and municipal aid	\$73,536.26
4. Expenditure restraint incentive program	\$0.00
5. Total Estimated 2025 Payments (sum of Lines 1-4)	\$100,213.86

Payment Information

Your local government will receive two distributions in 2025 :

- July 28, 2025: 15% of Line 1, 2, and 3 and 100% of Line 4 (*shown above*)
- November 17, 2025: balance of your 2025 aid payments

County and Municipal Aid

Under state law, the county and municipal aid paid to each county and municipality must be equal to the amount determined in 2012 (sec. 79.036, Wis. Stats.) and adjusted for fallen protective services insurance reimbursement (sec. 79.036(4), Wis. Stats.).

County and Municipal Aid Calculation	
1. Prior year county and municipal aid	\$20,388.52
2. Increase due to sales tax revenue, including adjustments (<i>district changes</i>)	\$468.94
3. Fallen protective services insurance adjustment	-\$1.51
4. Fallen protective services insurance reimbursement (<i>reported to DOR</i>)	\$0.00
5. Total County and Municipal Aid (sum of Lines 1-4)	\$20,855.95

Utility Aid

- Under state law, utility aid is distributed to each county and municipality where tax-exempt utility property is located (sec. 79.04, Wis. Stats.)
- Utility companies report utility property information to DOR annually
- DOR uses the provided information to accurately calculate utility aid (*shown below*)

Utility Aid Calculation	
1. Net book value, <i>as of December 31, 2024 (including expected additions/retirements)</i>	\$1,940,550.00
2. Total net book value payment	\$5,821.65
3. Minimum payment	\$0.00
4. Megawatt capacity	0.0
5. Megawatt capacity payment	\$0.00
6. Closed/decommissioned production plant (phased down) payment	\$0.00
7. Subtotal (<i>sum of Lines 2, 3, 5 and 6</i>)	\$5,821.65
8. Population cap	\$1,054,425.00
9. Adjusted subtotal (<i>lesser of Line 7 or Line 8</i>)	\$5,821.65
10. Adjacent site incentive payment	\$0.00
11. Baseload incentive payment	\$0.00
12. Co-generation incentive payment	\$0.00
13. Alternative energy incentive payment	\$0.00
14. Total incentive payments (<i>sum of Lines 10 through 13</i>)	\$0.00
15. Spent nuclear fuel payment	\$0.00
16. Total Utility Aid – this is the utility aid payment listed on the front of the estimate (<i>sum of Lines 9, 14 and 15</i>)	\$5,821.65

Supplemental County and Municipal Aid

- Under state law, supplemental county and municipal aid paid to each county and municipality is determined by 2023 Wisconsin Act 12 (sec. 79.037, Wis. Stats.)
- For detailed information, review [county and municipal aid spreadsheet](#)

Supplemental County and Municipal Aid Calculation	
1. Prior year supplemental county and municipal aid	\$71,882.95
2. Increase due to sales tax revenue including adjustments (<i>district changes</i>)	\$1,653.31
3. Total Supplemental County and Municipal Aid (<i>sum of Lines 1 and 2</i>)	\$73,536.26

Expenditure Restraint Incentive Program

- Only municipalities are eligible to receive Expenditure Restraint Incentive Program (ERIP) payments
- Under state law, in 2025, each municipality will receive a payment that is equal to the amount of the payment received by the municipality in 2024 (sec. 79.05(4), Wis. Stats., from 2023 WI Act 12 – notwithstanding subs. (2) and (3))

Contact Information

If you have questions, contact us at lgs@wisconsin.gov, (608) 266-8618 or (608) 261-5167.



State of Wisconsin • DEPARTMENT OF REVENUE

DIVISION OF STATE AND LOCAL FINANCE • BUREAU OF LOCAL GOVERNMENT SERVICES • 2135 RIMROCK RD MADISON, WI 53713

Mailing Address:
PO Box 8971 #6-97
Madison WI 53708-8971
Fax: (608) 264-6887
lgs@wisconsin.gov

September 13, 2024

ALYSON MORRIS
TOWN OF LINN
PO BOX 130,
ZENDA WI 53195-0130

Notice of Shared Revenue – 2025 Original Estimate

Notice Information

The Wisconsin Department of Revenue (DOR) is providing the **estimated** shared revenue amounts your local government will receive in 2025 under current state law for county and municipal aid, supplemental county and municipal aid, utility aid and the expenditure restraint incentive program. This does not include adjustments, shown on the July and November payment notices.

District	TOWN OF LINN	County	WALWORTH	Co-muni code	64-016
-----------------	--------------	---------------	----------	---------------------	--------

Estimate Information

For an explanation of each aid payment listed below, review the additional information in this notice.

2025 Original Estimate	
1. County and municipal aid	\$27,313.42
2. Utility aid	\$7,318.55
3. Supplemental county and municipal aid	\$77,342.13
4. Expenditure restraint incentive program	\$0.00
5. Total Estimated 2025 Payments (sum of Lines 1-4)	\$111,974.10

Payment Information

Your local government will receive two distributions in 2025 :

- July 28, 2025: 15% of Line 1, 2, and 3 and 100% of Line 4 (*shown above*)
- November 17, 2025: balance of your 2025 aid payments

County and Municipal Aid

Under state law, the county and municipal aid paid to each county and municipality must be equal to the amount determined in 2012 (sec. 79.036, Wis. Stats.) and adjusted for fallen protective services insurance reimbursement (sec. 79.036(4), Wis. Stats.).

County and Municipal Aid Calculation	
1. Prior year county and municipal aid	\$26,701.26
2. Increase due to sales tax revenue, including adjustments (<i>district changes</i>)	\$614.13
3. Fallen protective services insurance adjustment	-\$1.97
4. Fallen protective services insurance reimbursement (<i>reported to DOR</i>)	\$0.00
5. Total County and Municipal Aid (sum of Lines 1-4)	\$27,313.42

Utility Aid

- Under state law, utility aid is distributed to each county and municipality where tax-exempt utility property is located (sec. 79.04, Wis. Stats.)
- Utility companies report utility property information to DOR annually
- DOR uses the provided information to accurately calculate utility aid (*shown below*)

Utility Aid Calculation	
1. Net book value, <i>as of December 31, 2024 (including expected additions/retirements)</i>	\$2,439,516.00
2. Total net book value payment	\$7,318.55
3. Minimum payment	\$0.00
4. Megawatt capacity	0.0
5. Megawatt capacity payment	\$0.00
6. Closed/decommissioned production plant (phased down) payment	\$0.00
7. Subtotal (<i>sum of Lines 2, 3, 5 and 6</i>)	\$7,318.55
8. Population cap	\$1,187,025.00
9. Adjusted subtotal (<i>lesser of Line 7 or Line 8</i>)	\$7,318.55
10. Adjacent site incentive payment	\$0.00
11. Baseload incentive payment	\$0.00
12. Co-generation incentive payment	\$0.00
13. Alternative energy incentive payment	\$0.00
14. Total incentive payments (<i>sum of Lines 10 through 13</i>)	\$0.00
15. Spent nuclear fuel payment	\$0.00
16. Total Utility Aid – this is the utility aid payment listed on the front of the estimate (<i>sum of Lines 9, 14 and 15</i>)	\$7,318.55

Supplemental County and Municipal Aid

- Under state law, supplemental county and municipal aid paid to each county and municipality is determined by 2023 Wisconsin Act 12 (sec. 79.037, Wis. Stats.)
- For detailed information, review [county and municipal aid spreadsheet](#)

Supplemental County and Municipal Aid Calculation	
1. Prior year supplemental county and municipal aid	\$75,603.26
2. Increase due to sales tax revenue including adjustments (<i>district changes</i>)	\$1,738.87
3. Total Supplemental County and Municipal Aid (<i>sum of Lines 1 and 2</i>)	\$77,342.13

Expenditure Restraint Incentive Program

- Only municipalities are eligible to receive Expenditure Restraint Incentive Program (ERIP) payments
- Under state law, in 2025, each municipality will receive a payment that is equal to the amount of the payment received by the municipality in 2024 (sec. 79.05(4), Wis. Stats., from 2023 WI Act 12 – notwithstanding subs. (2) and (3))

Contact Information

If you have questions, contact us at lgs@wisconsin.gov, (608) 266-8618 or (608) 261-5167.



State of Wisconsin • DEPARTMENT OF REVENUE

DIVISION OF STATE AND LOCAL FINANCE • BUREAU OF LOCAL GOVERNMENT SERVICES • 2135 RIMROCK RD MADISON, WI 53713

Mailing Address:
PO Box 8971 #6-97
Madison WI 53708-8971
Fax: (608) 264-6887
lgs@wisconsin.gov

September 13, 2024

KARLA HILL
TOWN OF LYONS
PO BOX 337
LYONS WI 53148-0337

Notice of Shared Revenue – 2025 Original Estimate

Notice Information

The Wisconsin Department of Revenue (DOR) is providing the **estimated** shared revenue amounts your local government will receive in 2025 under current state law for county and municipal aid, supplemental county and municipal aid, utility aid and the expenditure restraint incentive program. This does not include adjustments, shown on the July and November payment notices.

District	TOWN OF LYONS	County	WALWORTH	Co-muni code	64-018
-----------------	---------------	---------------	----------	---------------------	--------

Estimate Information

For an explanation of each aid payment listed below, review the additional information in this notice.

2025 Original Estimate	
1. County and municipal aid	\$39,957.61
2. Utility aid	\$1,701.30
3. Supplemental county and municipal aid	\$93,616.58
4. Expenditure restraint incentive program	\$0.00
5. Total Estimated 2025 Payments (sum of Lines 1-4)	\$135,275.49

Payment Information

Your local government will receive two distributions in 2025 :

- July 28, 2025: 15% of Line 1, 2, and 3 and 100% of Line 4 (*shown above*)
- November 17, 2025: balance of your 2025 aid payments

County and Municipal Aid

Under state law, the county and municipal aid paid to each county and municipality must be equal to the amount determined in 2012 (sec. 79.036, Wis. Stats.) and adjusted for fallen protective services insurance reimbursement (sec. 79.036(4), Wis. Stats.).

County and Municipal Aid Calculation	
1. Prior year county and municipal aid	\$39,062.07
2. Increase due to sales tax revenue, including adjustments (<i>district changes</i>)	\$898.43
3. Fallen protective services insurance adjustment	-\$2.89
4. Fallen protective services insurance reimbursement (<i>reported to DOR</i>)	\$0.00
5. Total County and Municipal Aid (sum of Lines 1-4)	\$39,957.61

Utility Aid

- Under state law, utility aid is distributed to each county and municipality where tax-exempt utility property is located (sec. 79.04, Wis. Stats.)
- Utility companies report utility property information to DOR annually
- DOR uses the provided information to accurately calculate utility aid (*shown below*)

Utility Aid Calculation	
1. Net book value, <i>as of December 31, 2024 (including expected additions/retirements)</i>	\$567,101.00
2. Total net book value payment	\$1,701.30
3. Minimum payment	\$0.00
4. Megawatt capacity	0.0
5. Megawatt capacity payment	\$0.00
6. Closed/decommissioned production plant (phased down) payment	\$0.00
7. Subtotal (<i>sum of Lines 2, 3, 5 and 6</i>)	\$1,701.30
8. Population cap	\$1,551,675.00
9. Adjusted subtotal (<i>lesser of Line 7 or Line 8</i>)	\$1,701.30
10. Adjacent site incentive payment	\$0.00
11. Baseload incentive payment	\$0.00
12. Co-generation incentive payment	\$0.00
13. Alternative energy incentive payment	\$0.00
14. Total incentive payments (<i>sum of Lines 10 through 13</i>)	\$0.00
15. Spent nuclear fuel payment	\$0.00
16. Total Utility Aid – this is the utility aid payment listed on the front of the estimate (<i>sum of Lines 9, 14 and 15</i>)	\$1,701.30

Supplemental County and Municipal Aid

- Under state law, supplemental county and municipal aid paid to each county and municipality is determined by 2023 Wisconsin Act 12 (sec. 79.037, Wis. Stats.)
- For detailed information, review [county and municipal aid spreadsheet](#)

Supplemental County and Municipal Aid Calculation	
1. Prior year supplemental county and municipal aid	\$91,511.81
2. Increase due to sales tax revenue including adjustments (<i>district changes</i>)	\$2,104.77
3. Total Supplemental County and Municipal Aid (<i>sum of Lines 1 and 2</i>)	\$93,616.58

Expenditure Restraint Incentive Program

- Only municipalities are eligible to receive Expenditure Restraint Incentive Program (ERIP) payments
- Under state law, in 2025, each municipality will receive a payment that is equal to the amount of the payment received by the municipality in 2024 (sec. 79.05(4), Wis. Stats., from 2023 WI Act 12 – notwithstanding subs. (2) and (3))

Contact Information

If you have questions, contact us at lgs@wisconsin.gov, (608) 266-8618 or (608) 261-5167.



State of Wisconsin • DEPARTMENT OF REVENUE

DIVISION OF STATE AND LOCAL FINANCE • BUREAU OF LOCAL GOVERNMENT SERVICES • 2135 RIMROCK RD MADISON, WI 53713

Mailing Address:
PO Box 8971 #6-97
Madison WI 53708-8971
Fax: (608) 264-6887
lgs@wisconsin.gov

September 13, 2024

CINDY HAFFERKAMP
TOWN OF RICHMOND
W9046 COUNTY ROAD A
DELAVAN WI 53115

Notice of Shared Revenue – 2025 Original Estimate

Notice Information

The Wisconsin Department of Revenue (DOR) is providing the **estimated** shared revenue amounts your local government will receive in 2025 under current state law for county and municipal aid, supplemental county and municipal aid, utility aid and the expenditure restraint incentive program. This does not include adjustments, shown on the July and November payment notices.

District	TOWN OF RICHMOND	County	WALWORTH	Co-muni code	64-020
-----------------	------------------	---------------	----------	---------------------	--------

Estimate Information

For an explanation of each aid payment listed below, review the additional information in this notice.

2025 Original Estimate	
1. County and municipal aid	\$19,928.91
2. Utility aid	\$4,733.18
3. Supplemental county and municipal aid	\$63,656.59
4. Expenditure restraint incentive program	\$0.00
5. Total Estimated 2025 Payments (sum of Lines 1-4)	\$88,318.68

Payment Information

Your local government will receive two distributions in 2025 :

- July 28, 2025: 15% of Line 1, 2, and 3 and 100% of Line 4 (*shown above*)
- November 17, 2025: balance of your 2025 aid payments

County and Municipal Aid

Under state law, the county and municipal aid paid to each county and municipality must be equal to the amount determined in 2012 (sec. 79.036, Wis. Stats.) and adjusted for fallen protective services insurance reimbursement (sec. 79.036(4), Wis. Stats.).

County and Municipal Aid Calculation	
1. Prior year county and municipal aid	\$19,482.26
2. Increase due to sales tax revenue, including adjustments (<i>district changes</i>)	\$448.09
3. Fallen protective services insurance adjustment	-\$1.44
4. Fallen protective services insurance reimbursement (<i>reported to DOR</i>)	\$0.00
5. Total County and Municipal Aid (sum of Lines 1-4)	\$19,928.91

Utility Aid

- Under state law, utility aid is distributed to each county and municipality where tax-exempt utility property is located (sec. 79.04, Wis. Stats.)
- Utility companies report utility property information to DOR annually
- DOR uses the provided information to accurately calculate utility aid (*shown below*)

Utility Aid Calculation	
1. Net book value, <i>as of December 31, 2024 (including expected additions/retirements)</i>	\$1,577,728.00
2. Total net book value payment	\$4,733.18
3. Minimum payment	\$0.00
4. Megawatt capacity	0.0
5. Megawatt capacity payment	\$0.00
6. Closed/decommissioned production plant (phased down) payment	\$0.00
7. Subtotal (<i>sum of Lines 2, 3, 5 and 6</i>)	\$4,733.18
8. Population cap	\$822,800.00
9. Adjusted subtotal (<i>lesser of Line 7 or Line 8</i>)	\$4,733.18
10. Adjacent site incentive payment	\$0.00
11. Baseload incentive payment	\$0.00
12. Co-generation incentive payment	\$0.00
13. Alternative energy incentive payment	\$0.00
14. Total incentive payments (<i>sum of Lines 10 through 13</i>)	\$0.00
15. Spent nuclear fuel payment	\$0.00
16. Total Utility Aid – this is the utility aid payment listed on the front of the estimate (<i>sum of Lines 9, 14 and 15</i>)	\$4,733.18

Supplemental County and Municipal Aid

- Under state law, supplemental county and municipal aid paid to each county and municipality is determined by 2023 Wisconsin Act 12 (sec. 79.037, Wis. Stats.)
- For detailed information, review [county and municipal aid spreadsheet](#)

Supplemental County and Municipal Aid Calculation	
1. Prior year supplemental county and municipal aid	\$62,225.41
2. Increase due to sales tax revenue including adjustments (<i>district changes</i>)	\$1,431.18
3. Total Supplemental County and Municipal Aid (<i>sum of Lines 1 and 2</i>)	\$63,656.59

Expenditure Restraint Incentive Program

- Only municipalities are eligible to receive Expenditure Restraint Incentive Program (ERIP) payments
- Under state law, in 2025, each municipality will receive a payment that is equal to the amount of the payment received by the municipality in 2024 (sec. 79.05(4), Wis. Stats., from 2023 WI Act 12 – notwithstanding subs. (2) and (3))

Contact Information

If you have questions, contact us at lgs@wisconsin.gov, (608) 266-8618 or (608) 261-5167.



State of Wisconsin • DEPARTMENT OF REVENUE

DIVISION OF STATE AND LOCAL FINANCE • BUREAU OF LOCAL GOVERNMENT SERVICES • 2135 RIMROCK RD MADISON, WI 53713

Mailing Address:
PO Box 8971 #6-97
Madison WI 53708-8971
Fax: (608) 264-6887
lgs@wisconsin.gov

September 13, 2024

ASHLEY TRAVIS
TOWN OF SHARON
N1097 BOLLINGER RD
SHARON WI 53585

Notice of Shared Revenue – 2025 Original Estimate

Notice Information

The Wisconsin Department of Revenue (DOR) is providing the **estimated** shared revenue amounts your local government will receive in 2025 under current state law for county and municipal aid, supplemental county and municipal aid, utility aid and the expenditure restraint incentive program. This does not include adjustments, shown on the July and November payment notices.

District	TOWN OF SHARON	County	WALWORTH	Co-muni code	64-022
-----------------	----------------	---------------	----------	---------------------	--------

Estimate Information

For an explanation of each aid payment listed below, review the additional information in this notice.

2025 Original Estimate	
1. County and municipal aid	\$14,645.09
2. Utility aid	\$6,408.64
3. Supplemental county and municipal aid	\$45,456.60
4. Expenditure restraint incentive program	\$0.00
5. Total Estimated 2025 Payments (sum of Lines 1-4)	\$66,510.33

Payment Information

Your local government will receive two distributions in 2025 :

- July 28, 2025: 15% of Line 1, 2, and 3 and 100% of Line 4 (*shown above*)
- November 17, 2025: balance of your 2025 aid payments

County and Municipal Aid

Under state law, the county and municipal aid paid to each county and municipality must be equal to the amount determined in 2012 (sec. 79.036, Wis. Stats.) and adjusted for fallen protective services insurance reimbursement (sec. 79.036(4), Wis. Stats.).

County and Municipal Aid Calculation	
1. Prior year county and municipal aid	\$14,316.86
2. Increase due to sales tax revenue, including adjustments (<i>district changes</i>)	\$329.29
3. Fallen protective services insurance adjustment	-\$1.06
4. Fallen protective services insurance reimbursement (<i>reported to DOR</i>)	\$0.00
5. Total County and Municipal Aid (sum of Lines 1-4)	\$14,645.09

Utility Aid

- Under state law, utility aid is distributed to each county and municipality where tax-exempt utility property is located (sec. 79.04, Wis. Stats.)
- Utility companies report utility property information to DOR annually
- DOR uses the provided information to accurately calculate utility aid (*shown below*)

Utility Aid Calculation	
1. Net book value, <i>as of December 31, 2024 (including expected additions/retirements)</i>	\$2,136,214.00
2. Total net book value payment	\$6,408.64
3. Minimum payment	\$0.00
4. Megawatt capacity	0.0
5. Megawatt capacity payment	\$0.00
6. Closed/decommissioned production plant (phased down) payment	\$0.00
7. Subtotal (<i>sum of Lines 2, 3, 5 and 6</i>)	\$6,408.64
8. Population cap	\$360,400.00
9. Adjusted subtotal (<i>lesser of Line 7 or Line 8</i>)	\$6,408.64
10. Adjacent site incentive payment	\$0.00
11. Baseload incentive payment	\$0.00
12. Co-generation incentive payment	\$0.00
13. Alternative energy incentive payment	\$0.00
14. Total incentive payments (<i>sum of Lines 10 through 13</i>)	\$0.00
15. Spent nuclear fuel payment	\$0.00
16. Total Utility Aid – this is the utility aid payment listed on the front of the estimate (<i>sum of Lines 9, 14 and 15</i>)	\$6,408.64

Supplemental County and Municipal Aid

- Under state law, supplemental county and municipal aid paid to each county and municipality is determined by 2023 Wisconsin Act 12 (sec. 79.037, Wis. Stats.)
- For detailed information, review [county and municipal aid spreadsheet](#)

Supplemental County and Municipal Aid Calculation	
1. Prior year supplemental county and municipal aid	\$44,434.60
2. Increase due to sales tax revenue including adjustments (<i>district changes</i>)	\$1,022.00
3. Total Supplemental County and Municipal Aid (<i>sum of Lines 1 and 2</i>)	\$45,456.60

Expenditure Restraint Incentive Program

- Only municipalities are eligible to receive Expenditure Restraint Incentive Program (ERIP) payments
- Under state law, in 2025, each municipality will receive a payment that is equal to the amount of the payment received by the municipality in 2024 (sec. 79.05(4), Wis. Stats., from 2023 WI Act 12 – notwithstanding subs. (2) and (3))

Contact Information

If you have questions, contact us at lgs@wisconsin.gov, (608) 266-8618 or (608) 261-5167.



State of Wisconsin • DEPARTMENT OF REVENUE

DIVISION OF STATE AND LOCAL FINANCE • BUREAU OF LOCAL GOVERNMENT SERVICES • 2135 RIMROCK RD MADISON, WI 53713

Mailing Address:
PO Box 8971 #6-97
Madison WI 53708-8971
Fax: (608) 264-6887
lgs@wisconsin.gov

September 13, 2024

JESSICA FUCHS
TOWN OF SPRING PRAIRIE
N6097 STATE HWY 120
BURLINGTON WI 53105

Notice of Shared Revenue – 2025 Original Estimate

Notice Information

The Wisconsin Department of Revenue (DOR) is providing the **estimated** shared revenue amounts your local government will receive in 2025 under current state law for county and municipal aid, supplemental county and municipal aid, utility aid and the expenditure restraint incentive program. This does not include adjustments, shown on the July and November payment notices.

District	TOWN OF SPRING PRAIRIE	County	WALWORTH	Co-muni code	64-024
-----------------	------------------------	---------------	----------	---------------------	--------

Estimate Information

For an explanation of each aid payment listed below, review the additional information in this notice.

2025 Original Estimate	
1. County and municipal aid	\$25,685.16
2. Utility aid	\$0.00
3. Supplemental county and municipal aid	\$67,276.53
4. Expenditure restraint incentive program	\$0.00
5. Total Estimated 2025 Payments (sum of Lines 1-4)	\$92,961.69

Payment Information

Your local government will receive two distributions in 2025 :

- July 28, 2025: 15% of Line 1, 2, and 3 and 100% of Line 4 (*shown above*)
- November 17, 2025: balance of your 2025 aid payments

County and Municipal Aid

Under state law, the county and municipal aid paid to each county and municipality must be equal to the amount determined in 2012 (sec. 79.036, Wis. Stats.) and adjusted for fallen protective services insurance reimbursement (sec. 79.036(4), Wis. Stats.).

County and Municipal Aid Calculation	
1. Prior year county and municipal aid	\$25,109.50
2. Increase due to sales tax revenue, including adjustments (<i>district changes</i>)	\$577.52
3. Fallen protective services insurance adjustment	-\$1.86
4. Fallen protective services insurance reimbursement (<i>reported to DOR</i>)	\$0.00
5. Total County and Municipal Aid (sum of Lines 1-4)	\$25,685.16

Utility Aid

- Under state law, utility aid is distributed to each county and municipality where tax-exempt utility property is located (sec. 79.04, Wis. Stats.)
- Utility companies report utility property information to DOR annually
- DOR uses the provided information to accurately calculate utility aid (*shown below*)

Utility Aid Calculation	
1. Net book value, <i>as of December 31, 2024 (including expected additions/retirements)</i>	\$0.00
2. Total net book value payment	\$0.00
3. Minimum payment	\$0.00
4. Megawatt capacity	0.0
5. Megawatt capacity payment	\$0.00
6. Closed/decommissioned production plant (phased down) payment	\$0.00
7. Subtotal (<i>sum of Lines 2, 3, 5 and 6</i>)	\$0.00
8. Population cap	\$908,650.00
9. Adjusted subtotal (<i>lesser of Line 7 or Line 8</i>)	\$0.00
10. Adjacent site incentive payment	\$0.00
11. Baseload incentive payment	\$0.00
12. Co-generation incentive payment	\$0.00
13. Alternative energy incentive payment	\$0.00
14. Total incentive payments (<i>sum of Lines 10 through 13</i>)	\$0.00
15. Spent nuclear fuel payment	\$0.00
16. Total Utility Aid – this is the utility aid payment listed on the front of the estimate (<i>sum of Lines 9, 14 and 15</i>)	\$0.00

Supplemental County and Municipal Aid

- Under state law, supplemental county and municipal aid paid to each county and municipality is determined by 2023 Wisconsin Act 12 (sec. 79.037, Wis. Stats.)
- For detailed information, review [county and municipal aid spreadsheet](#)

Supplemental County and Municipal Aid Calculation	
1. Prior year supplemental county and municipal aid	\$65,763.96
2. Increase due to sales tax revenue including adjustments (<i>district changes</i>)	\$1,512.57
3. Total Supplemental County and Municipal Aid (<i>sum of Lines 1 and 2</i>)	\$67,276.53

Expenditure Restraint Incentive Program

- Only municipalities are eligible to receive Expenditure Restraint Incentive Program (ERIP) payments
- Under state law, in 2025, each municipality will receive a payment that is equal to the amount of the payment received by the municipality in 2024 (sec. 79.05(4), Wis. Stats., from 2023 WI Act 12 – notwithstanding subs. (2) and (3))

Contact Information

If you have questions, contact us at lgs@wisconsin.gov, (608) 266-8618 or (608) 261-5167.



State of Wisconsin • DEPARTMENT OF REVENUE

DIVISION OF STATE AND LOCAL FINANCE • BUREAU OF LOCAL GOVERNMENT SERVICES • 2135 RIMROCK RD MADISON, WI 53713

Mailing Address:
PO Box 8971 #6-97
Madison WI 53708-8971
Fax: (608) 264-6887
lgs@wisconsin.gov

September 13, 2024

SARA MORIN
TOWN OF SUGAR CREEK
PO BOX 287
ELKHORN WI 53121-0287

Notice of Shared Revenue – 2025 Original Estimate

Notice Information

The Wisconsin Department of Revenue (DOR) is providing the **estimated** shared revenue amounts your local government will receive in 2025 under current state law for county and municipal aid, supplemental county and municipal aid, utility aid and the expenditure restraint incentive program. This does not include adjustments, shown on the July and November payment notices.

District	TOWN OF SUGAR CREEK	County	WALWORTH	Co-muni code	64-026
-----------------	---------------------	---------------	----------	---------------------	--------

Estimate Information

For an explanation of each aid payment listed below, review the additional information in this notice.

2025 Original Estimate	
1. County and municipal aid	\$38,993.35
2. Utility aid	\$13,138.52
3. Supplemental county and municipal aid	\$97,964.57
4. Expenditure restraint incentive program	\$0.00
5. Total Estimated 2025 Payments (sum of Lines 1-4)	\$150,096.44

Payment Information

Your local government will receive two distributions in 2025 :

- July 28, 2025: 15% of Line 1, 2, and 3 and 100% of Line 4 (*shown above*)
- November 17, 2025: balance of your 2025 aid payments

County and Municipal Aid

Under state law, the county and municipal aid paid to each county and municipality must be equal to the amount determined in 2012 (sec. 79.036, Wis. Stats.) and adjusted for fallen protective services insurance reimbursement (sec. 79.036(4), Wis. Stats.).

County and Municipal Aid Calculation	
1. Prior year county and municipal aid	\$38,119.42
2. Increase due to sales tax revenue, including adjustments (<i>district changes</i>)	\$876.75
3. Fallen protective services insurance adjustment	-\$2.82
4. Fallen protective services insurance reimbursement (<i>reported to DOR</i>)	\$0.00
5. Total County and Municipal Aid (sum of Lines 1-4)	\$38,993.35

Utility Aid

- Under state law, utility aid is distributed to each county and municipality where tax-exempt utility property is located (sec. 79.04, Wis. Stats.)
- Utility companies report utility property information to DOR annually
- DOR uses the provided information to accurately calculate utility aid (*shown below*)

Utility Aid Calculation	
1. Net book value, <i>as of December 31, 2024 (including expected additions/retirements)</i>	\$4,379,507.00
2. Total net book value payment	\$13,138.52
3. Minimum payment	\$0.00
4. Megawatt capacity	0.0
5. Megawatt capacity payment	\$0.00
6. Closed/decommissioned production plant (phased down) payment	\$0.00
7. Subtotal (<i>sum of Lines 2, 3, 5 and 6</i>)	\$13,138.52
8. Population cap	\$1,683,850.00
9. Adjusted subtotal (<i>lesser of Line 7 or Line 8</i>)	\$13,138.52
10. Adjacent site incentive payment	\$0.00
11. Baseload incentive payment	\$0.00
12. Co-generation incentive payment	\$0.00
13. Alternative energy incentive payment	\$0.00
14. Total incentive payments (<i>sum of Lines 10 through 13</i>)	\$0.00
15. Spent nuclear fuel payment	\$0.00
16. Total Utility Aid – this is the utility aid payment listed on the front of the estimate (<i>sum of Lines 9, 14 and 15</i>)	\$13,138.52

Supplemental County and Municipal Aid

- Under state law, supplemental county and municipal aid paid to each county and municipality is determined by 2023 Wisconsin Act 12 (sec. 79.037, Wis. Stats.)
- For detailed information, review [county and municipal aid spreadsheet](#)

Supplemental County and Municipal Aid Calculation	
1. Prior year supplemental county and municipal aid	\$95,762.04
2. Increase due to sales tax revenue including adjustments (<i>district changes</i>)	\$2,202.53
3. Total Supplemental County and Municipal Aid (<i>sum of Lines 1 and 2</i>)	\$97,964.57

Expenditure Restraint Incentive Program

- Only municipalities are eligible to receive Expenditure Restraint Incentive Program (ERIP) payments
- Under state law, in 2025, each municipality will receive a payment that is equal to the amount of the payment received by the municipality in 2024 (sec. 79.05(4), Wis. Stats., from 2023 WI Act 12 – notwithstanding subs. (2) and (3))

Contact Information

If you have questions, contact us at lgs@wisconsin.gov, (608) 266-8618 or (608) 261-5167.



State of Wisconsin • DEPARTMENT OF REVENUE

DIVISION OF STATE AND LOCAL FINANCE • BUREAU OF LOCAL GOVERNMENT SERVICES • 2135 RIMROCK RD MADISON, WI 53713

Mailing Address:
PO Box 8971 #6-97
Madison WI 53708-8971
Fax: (608) 264-6887
lgs@wisconsin.gov

September 13, 2024

MICHAEL RAMPS
TOWN OF TROY
N8870 BRIGGS STREET
EAST TROY WI 53120

Notice of Shared Revenue – 2025 Original Estimate

Notice Information

The Wisconsin Department of Revenue (DOR) is providing the **estimated** shared revenue amounts your local government will receive in 2025 under current state law for county and municipal aid, supplemental county and municipal aid, utility aid and the expenditure restraint incentive program. This does not include adjustments, shown on the July and November payment notices.

District	TOWN OF TROY	County	WALWORTH	Co-muni code	64-028
-----------------	--------------	---------------	----------	---------------------	--------

Estimate Information

For an explanation of each aid payment listed below, review the additional information in this notice.

2025 Original Estimate	
1. County and municipal aid	\$30,546.43
2. Utility aid	\$0.00
3. Supplemental county and municipal aid	\$71,272.80
4. Expenditure restraint incentive program	\$0.00
5. Total Estimated 2025 Payments (sum of Lines 1-4)	\$101,819.23

Payment Information

Your local government will receive two distributions in 2025 :

- July 28, 2025: 15% of Line 1, 2, and 3 and 100% of Line 4 (*shown above*)
- November 17, 2025: balance of your 2025 aid payments

County and Municipal Aid

Under state law, the county and municipal aid paid to each county and municipality must be equal to the amount determined in 2012 (sec. 79.036, Wis. Stats.) and adjusted for fallen protective services insurance reimbursement (sec. 79.036(4), Wis. Stats.).

County and Municipal Aid Calculation	
1. Prior year county and municipal aid	\$29,861.82
2. Increase due to sales tax revenue, including adjustments (<i>district changes</i>)	\$686.82
3. Fallen protective services insurance adjustment	-\$2.21
4. Fallen protective services insurance reimbursement (<i>reported to DOR</i>)	\$0.00
5. Total County and Municipal Aid (sum of Lines 1-4)	\$30,546.43

Utility Aid

- Under state law, utility aid is distributed to each county and municipality where tax-exempt utility property is located (sec. 79.04, Wis. Stats.)
- Utility companies report utility property information to DOR annually
- DOR uses the provided information to accurately calculate utility aid (*shown below*)

Utility Aid Calculation	
1. Net book value, <i>as of December 31, 2024 (including expected additions/retirements)</i>	\$0.00
2. Total net book value payment	\$0.00
3. Minimum payment	\$0.00
4. Megawatt capacity	0.0
5. Megawatt capacity payment	\$0.00
6. Closed/decommissioned production plant (phased down) payment	\$0.00
7. Subtotal (<i>sum of Lines 2, 3, 5 and 6</i>)	\$0.00
8. Population cap	\$1,002,575.00
9. Adjusted subtotal (<i>lesser of Line 7 or Line 8</i>)	\$0.00
10. Adjacent site incentive payment	\$0.00
11. Baseload incentive payment	\$0.00
12. Co-generation incentive payment	\$0.00
13. Alternative energy incentive payment	\$0.00
14. Total incentive payments (<i>sum of Lines 10 through 13</i>)	\$0.00
15. Spent nuclear fuel payment	\$0.00
16. Total Utility Aid – this is the utility aid payment listed on the front of the estimate (<i>sum of Lines 9, 14 and 15</i>)	\$0.00

Supplemental County and Municipal Aid

- Under state law, supplemental county and municipal aid paid to each county and municipality is determined by 2023 Wisconsin Act 12 (sec. 79.037, Wis. Stats.)
- For detailed information, review [county and municipal aid spreadsheet](#)

Supplemental County and Municipal Aid Calculation	
1. Prior year supplemental county and municipal aid	\$69,670.38
2. Increase due to sales tax revenue including adjustments (<i>district changes</i>)	\$1,602.42
3. Total Supplemental County and Municipal Aid (<i>sum of Lines 1 and 2</i>)	\$71,272.80

Expenditure Restraint Incentive Program

- Only municipalities are eligible to receive Expenditure Restraint Incentive Program (ERIP) payments
- Under state law, in 2025, each municipality will receive a payment that is equal to the amount of the payment received by the municipality in 2024 (sec. 79.05(4), Wis. Stats., from 2023 WI Act 12 – notwithstanding subs. (2) and (3))

Contact Information

If you have questions, contact us at lgs@wisconsin.gov, (608) 266-8618 or (608) 261-5167.



State of Wisconsin • DEPARTMENT OF REVENUE

DIVISION OF STATE AND LOCAL FINANCE • BUREAU OF LOCAL GOVERNMENT SERVICES • 2135 RIMROCK RD MADISON, WI 53713

Mailing Address:
PO Box 8971 #6-97
Madison WI 53708-8971
Fax: (608) 264-6887
lgs@wisconsin.gov

September 13, 2024

MARIE BAKER
TOWN OF WALWORTH
PO BOX 386
WALWORTH WI 53184-0386

Notice of Shared Revenue – 2025 Original Estimate

Notice Information

The Wisconsin Department of Revenue (DOR) is providing the **estimated** shared revenue amounts your local government will receive in 2025 under current state law for county and municipal aid, supplemental county and municipal aid, utility aid and the expenditure restraint incentive program. This does not include adjustments, shown on the July and November payment notices.

District	TOWN OF WALWORTH	County	WALWORTH	Co-muni code	64-030
-----------------	------------------	---------------	----------	---------------------	--------

Estimate Information

For an explanation of each aid payment listed below, review the additional information in this notice.

2025 Original Estimate	
1. County and municipal aid	\$17,157.18
2. Utility aid	\$19,465.22
3. Supplemental county and municipal aid	\$57,752.83
4. Expenditure restraint incentive program	\$0.00
5. Total Estimated 2025 Payments (sum of Lines 1-4)	\$94,375.23

Payment Information

Your local government will receive two distributions in 2025 :

- July 28, 2025: 15% of Line 1, 2, and 3 and 100% of Line 4 (*shown above*)
- November 17, 2025: balance of your 2025 aid payments

County and Municipal Aid

Under state law, the county and municipal aid paid to each county and municipality must be equal to the amount determined in 2012 (sec. 79.036, Wis. Stats.) and adjusted for fallen protective services insurance reimbursement (sec. 79.036(4), Wis. Stats.).

County and Municipal Aid Calculation	
1. Prior year county and municipal aid	\$16,772.65
2. Increase due to sales tax revenue, including adjustments (<i>district changes</i>)	\$385.77
3. Fallen protective services insurance adjustment	-\$1.24
4. Fallen protective services insurance reimbursement (<i>reported to DOR</i>)	\$0.00
5. Total County and Municipal Aid (sum of Lines 1-4)	\$17,157.18

Utility Aid

- Under state law, utility aid is distributed to each county and municipality where tax-exempt utility property is located (sec. 79.04, Wis. Stats.)
- Utility companies report utility property information to DOR annually
- DOR uses the provided information to accurately calculate utility aid (*shown below*)

Utility Aid Calculation	
1. Net book value, <i>as of December 31, 2024 (including expected additions/retirements)</i>	\$6,488,406.00
2. Total net book value payment	\$19,465.22
3. Minimum payment	\$0.00
4. Megawatt capacity	0.0
5. Megawatt capacity payment	\$0.00
6. Closed/decommissioned production plant (phased down) payment	\$0.00
7. Subtotal (<i>sum of Lines 2, 3, 5 and 6</i>)	\$19,465.22
8. Population cap	\$659,600.00
9. Adjusted subtotal (<i>lesser of Line 7 or Line 8</i>)	\$19,465.22
10. Adjacent site incentive payment	\$0.00
11. Baseload incentive payment	\$0.00
12. Co-generation incentive payment	\$0.00
13. Alternative energy incentive payment	\$0.00
14. Total incentive payments (<i>sum of Lines 10 through 13</i>)	\$0.00
15. Spent nuclear fuel payment	\$0.00
16. Total Utility Aid – this is the utility aid payment listed on the front of the estimate <i>(sum of Lines 9, 14 and 15)</i>	\$19,465.22

Supplemental County and Municipal Aid

- Under state law, supplemental county and municipal aid paid to each county and municipality is determined by 2023 Wisconsin Act 12 (sec. 79.037, Wis. Stats.)
- For detailed information, review [county and municipal aid spreadsheet](#)

Supplemental County and Municipal Aid Calculation	
1. Prior year supplemental county and municipal aid	\$56,454.38
2. Increase due to sales tax revenue including adjustments (<i>district changes</i>)	\$1,298.45
3. Total Supplemental County and Municipal Aid (<i>sum of Lines 1 and 2</i>)	\$57,752.83

Expenditure Restraint Incentive Program

- Only municipalities are eligible to receive Expenditure Restraint Incentive Program (ERIP) payments
- Under state law, in 2025, each municipality will receive a payment that is equal to the amount of the payment received by the municipality in 2024 (sec. 79.05(4), Wis. Stats., from 2023 WI Act 12 – notwithstanding subs. (2) and (3))

Contact Information

If you have questions, contact us at lgs@wisconsin.gov, (608) 266-8618 or (608) 261-5167.



State of Wisconsin • DEPARTMENT OF REVENUE

DIVISION OF STATE AND LOCAL FINANCE • BUREAU OF LOCAL GOVERNMENT SERVICES • 2135 RIMROCK RD MADISON, WI 53713

Mailing Address:
PO Box 8971 #6-97
Madison WI 53708-8971
Fax: (608) 264-6887
lgs@wisconsin.gov

September 13, 2024

JORJA BOILEY
TOWN OF WHITEWATER
W8590 WILLIS RAY RD
WHITEWATER WI 53190-3802

Notice of Shared Revenue – 2025 Original Estimate

Notice Information

The Wisconsin Department of Revenue (DOR) is providing the **estimated** shared revenue amounts your local government will receive in 2025 under current state law for county and municipal aid, supplemental county and municipal aid, utility aid and the expenditure restraint incentive program. This does not include adjustments, shown on the July and November payment notices.

District	TOWN OF WHITEWATER	County	WALWORTH	Co-muni code	64-032
-----------------	--------------------	---------------	----------	---------------------	--------

Estimate Information

For an explanation of each aid payment listed below, review the additional information in this notice.

2025 Original Estimate	
1. County and municipal aid	\$20,403.96
2. Utility aid	\$12,806.57
3. Supplemental county and municipal aid	\$55,383.75
4. Expenditure restraint incentive program	\$0.00
5. Total Estimated 2025 Payments (sum of Lines 1-4)	\$88,594.28

Payment Information

Your local government will receive two distributions in 2025 :

- July 28, 2025: 15% of Line 1, 2, and 3 and 100% of Line 4 (*shown above*)
- November 17, 2025: balance of your 2025 aid payments

County and Municipal Aid

Under state law, the county and municipal aid paid to each county and municipality must be equal to the amount determined in 2012 (sec. 79.036, Wis. Stats.) and adjusted for fallen protective services insurance reimbursement (sec. 79.036(4), Wis. Stats.).

County and Municipal Aid Calculation	
1. Prior year county and municipal aid	\$19,946.66
2. Increase due to sales tax revenue, including adjustments (<i>district changes</i>)	\$458.77
3. Fallen protective services insurance adjustment	-\$1.47
4. Fallen protective services insurance reimbursement (<i>reported to DOR</i>)	\$0.00
5. Total County and Municipal Aid (sum of Lines 1-4)	\$20,403.96

Utility Aid

- Under state law, utility aid is distributed to each county and municipality where tax-exempt utility property is located (sec. 79.04, Wis. Stats.)
- Utility companies report utility property information to DOR annually
- DOR uses the provided information to accurately calculate utility aid (*shown below*)

Utility Aid Calculation	
1. Net book value, <i>as of December 31, 2024 (including expected additions/retirements)</i>	\$4,268,857.00
2. Total net book value payment	\$12,806.57
3. Minimum payment	\$0.00
4. Megawatt capacity	0.0
5. Megawatt capacity payment	\$0.00
6. Closed/decommissioned production plant (phased down) payment	\$0.00
7. Subtotal (<i>sum of Lines 2, 3, 5 and 6</i>)	\$12,806.57
8. Population cap	\$608,600.00
9. Adjusted subtotal (<i>lesser of Line 7 or Line 8</i>)	\$12,806.57
10. Adjacent site incentive payment	\$0.00
11. Baseload incentive payment	\$0.00
12. Co-generation incentive payment	\$0.00
13. Alternative energy incentive payment	\$0.00
14. Total incentive payments (<i>sum of Lines 10 through 13</i>)	\$0.00
15. Spent nuclear fuel payment	\$0.00
16. Total Utility Aid – this is the utility aid payment listed on the front of the estimate (<i>sum of Lines 9, 14 and 15</i>)	\$12,806.57

Supplemental County and Municipal Aid

- Under state law, supplemental county and municipal aid paid to each county and municipality is determined by 2023 Wisconsin Act 12 (sec. 79.037, Wis. Stats.)
- For detailed information, review [county and municipal aid spreadsheet](#)

Supplemental County and Municipal Aid Calculation	
1. Prior year supplemental county and municipal aid	\$54,138.56
2. Increase due to sales tax revenue including adjustments (<i>district changes</i>)	\$1,245.19
3. Total Supplemental County and Municipal Aid (<i>sum of Lines 1 and 2</i>)	\$55,383.75

Expenditure Restraint Incentive Program

- Only municipalities are eligible to receive Expenditure Restraint Incentive Program (ERIP) payments
- Under state law, in 2025, each municipality will receive a payment that is equal to the amount of the payment received by the municipality in 2024 (sec. 79.05(4), Wis. Stats., from 2023 WI Act 12 – notwithstanding subs. (2) and (3))

Contact Information

If you have questions, contact us at lgs@wisconsin.gov, (608) 266-8618 or (608) 261-5167.



State of Wisconsin • DEPARTMENT OF REVENUE

DIVISION OF STATE AND LOCAL FINANCE • BUREAU OF LOCAL GOVERNMENT SERVICES • 2135 RIMROCK RD MADISON, WI 53713

Mailing Address:
PO Box 8971 #6-97
Madison WI 53708-8971
Fax: (608) 264-6887
lgs@wisconsin.gov

September 13, 2024

CANDACE KINSCH
VILLAGE OF BLOOMFIELD
PO BOX 609
PELL LAKE WI 53157-0609

Notice of Shared Revenue – 2025 Original Estimate

Notice Information

The Wisconsin Department of Revenue (DOR) is providing the **estimated** shared revenue amounts your local government will receive in 2025 under current state law for county and municipal aid, supplemental county and municipal aid, utility aid and the expenditure restraint incentive program. This does not include adjustments, shown on the July and November payment notices.

District	VILLAGE OF BLOOMFIELD	County	WALWORTH	Co-muni code	64-115
-----------------	-----------------------	---------------	----------	---------------------	--------

Estimate Information

For an explanation of each aid payment listed below, review the additional information in this notice.

2025 Original Estimate	
1. County and municipal aid	\$42,542.22
2. Utility aid	\$0.00
3. Supplemental county and municipal aid	\$113,359.62
4. Expenditure restraint incentive program	\$0.00
5. Total Estimated 2025 Payments (sum of Lines 1-4)	\$155,901.84

Payment Information

Your local government will receive two distributions in 2025 :

- July 28, 2025: 15% of Line 1, 2, and 3 and 100% of Line 4 (*shown above*)
- November 17, 2025: balance of your 2025 aid payments

County and Municipal Aid

Under state law, the county and municipal aid paid to each county and municipality must be equal to the amount determined in 2012 (sec. 79.036, Wis. Stats.) and adjusted for fallen protective services insurance reimbursement (sec. 79.036(4), Wis. Stats.).

County and Municipal Aid Calculation	
1. Prior year county and municipal aid	\$41,588.75
2. Increase due to sales tax revenue, including adjustments (<i>district changes</i>)	\$956.54
3. Fallen protective services insurance adjustment	-\$3.07
4. Fallen protective services insurance reimbursement (<i>reported to DOR</i>)	\$0.00
5. Total County and Municipal Aid (sum of Lines 1-4)	\$42,542.22

Utility Aid

- Under state law, utility aid is distributed to each county and municipality where tax-exempt utility property is located (sec. 79.04, Wis. Stats.)
- Utility companies report utility property information to DOR annually
- DOR uses the provided information to accurately calculate utility aid (*shown below*)

Utility Aid Calculation	
1. Net book value, <i>as of December 31, 2024 (including expected additions/retirements)</i>	\$0.00
2. Total net book value payment	\$0.00
3. Minimum payment	\$0.00
4. Megawatt capacity	0.0
5. Megawatt capacity payment	\$0.00
6. Closed/decommissioned production plant (phased down) payment	\$0.00
7. Subtotal (<i>sum of Lines 2, 3, 5 and 6</i>)	\$0.00
8. Population cap	\$2,061,250.00
9. Adjusted subtotal (<i>lesser of Line 7 or Line 8</i>)	\$0.00
10. Adjacent site incentive payment	\$0.00
11. Baseload incentive payment	\$0.00
12. Co-generation incentive payment	\$0.00
13. Alternative energy incentive payment	\$0.00
14. Total incentive payments (<i>sum of Lines 10 through 13</i>)	\$0.00
15. Spent nuclear fuel payment	\$0.00
16. Total Utility Aid – this is the utility aid payment listed on the front of the estimate (<i>sum of Lines 9, 14 and 15</i>)	\$0.00

Supplemental County and Municipal Aid

- Under state law, supplemental county and municipal aid paid to each county and municipality is determined by 2023 Wisconsin Act 12 (sec. 79.037, Wis. Stats.)
- For detailed information, review [county and municipal aid spreadsheet](#)

Supplemental County and Municipal Aid Calculation	
1. Prior year supplemental county and municipal aid	\$110,810.97
2. Increase due to sales tax revenue including adjustments (<i>district changes</i>)	\$2,548.65
3. Total Supplemental County and Municipal Aid (<i>sum of Lines 1 and 2</i>)	\$113,359.62

Expenditure Restraint Incentive Program

- Only municipalities are eligible to receive Expenditure Restraint Incentive Program (ERIP) payments
- Under state law, in 2025, each municipality will receive a payment that is equal to the amount of the payment received by the municipality in 2024 (sec. 79.05(4), Wis. Stats., from 2023 WI Act 12 – notwithstanding subs. (2) and (3))

Contact Information

If you have questions, contact us at lgs@wisconsin.gov, (608) 266-8618 or (608) 261-5167.



State of Wisconsin • DEPARTMENT OF REVENUE

DIVISION OF STATE AND LOCAL FINANCE • BUREAU OF LOCAL GOVERNMENT SERVICES • 2135 RIMROCK RD MADISON, WI 53713

Mailing Address:
PO Box 8971 #6-97
Madison WI 53708-8971
Fax: (608) 264-6887
lgs@wisconsin.gov

September 13, 2024

ABBY JEAN ZIMMERMAN
VILLAGE OF DARIEN
PO BOX 97
DARIEN WI 53114-0097

Notice of Shared Revenue – 2025 Original Estimate

Notice Information

The Wisconsin Department of Revenue (DOR) is providing the **estimated** shared revenue amounts your local government will receive in 2025 under current state law for county and municipal aid, supplemental county and municipal aid, utility aid and the expenditure restraint incentive program. This does not include adjustments, shown on the July and November payment notices.

District	VILLAGE OF DARIEN	County	WALWORTH	Co-muni code	64-116
-----------------	-------------------	---------------	----------	---------------------	--------

Estimate Information

For an explanation of each aid payment listed below, review the additional information in this notice.

2025 Original Estimate	
1. County and municipal aid	\$210,714.20
2. Utility aid	\$0.00
3. Supplemental county and municipal aid	\$57,770.00
4. Expenditure restraint incentive program	\$67,688.24
5. Total Estimated 2025 Payments (sum of Lines 1-4)	\$336,172.44

Payment Information

Your local government will receive two distributions in 2025 :

- July 28, 2025: 15% of Line 1, 2, and 3 and 100% of Line 4 (*shown above*)
- November 17, 2025: balance of your 2025 aid payments

County and Municipal Aid

Under state law, the county and municipal aid paid to each county and municipality must be equal to the amount determined in 2012 (sec. 79.036, Wis. Stats.) and adjusted for fallen protective services insurance reimbursement (sec. 79.036(4), Wis. Stats.).

County and Municipal Aid Calculation	
1. Prior year county and municipal aid	\$205,991.61
2. Increase due to sales tax revenue, including adjustments (<i>district changes</i>)	\$4,737.81
3. Fallen protective services insurance adjustment	-\$15.22
4. Fallen protective services insurance reimbursement (<i>reported to DOR</i>)	\$0.00
5. Total County and Municipal Aid (sum of Lines 1-4)	\$210,714.20

Utility Aid

- Under state law, utility aid is distributed to each county and municipality where tax-exempt utility property is located (sec. 79.04, Wis. Stats.)
- Utility companies report utility property information to DOR annually
- DOR uses the provided information to accurately calculate utility aid (*shown below*)

Utility Aid Calculation	
1. Net book value, <i>as of December 31, 2024 (including expected additions/retirements)</i>	\$0.00
2. Total net book value payment	\$0.00
3. Minimum payment	\$0.00
4. Megawatt capacity	0.0
5. Megawatt capacity payment	\$0.00
6. Closed/decommissioned production plant (phased down) payment	\$0.00
7. Subtotal (<i>sum of Lines 2, 3, 5 and 6</i>)	\$0.00
8. Population cap	\$664,275.00
9. Adjusted subtotal (<i>lesser of Line 7 or Line 8</i>)	\$0.00
10. Adjacent site incentive payment	\$0.00
11. Baseload incentive payment	\$0.00
12. Co-generation incentive payment	\$0.00
13. Alternative energy incentive payment	\$0.00
14. Total incentive payments (<i>sum of Lines 10 through 13</i>)	\$0.00
15. Spent nuclear fuel payment	\$0.00
16. Total Utility Aid – this is the utility aid payment listed on the front of the estimate (<i>sum of Lines 9, 14 and 15</i>)	\$0.00

Supplemental County and Municipal Aid

- Under state law, supplemental county and municipal aid paid to each county and municipality is determined by 2023 Wisconsin Act 12 (sec. 79.037, Wis. Stats.)
- For detailed information, review [county and municipal aid spreadsheet](#)

Supplemental County and Municipal Aid Calculation	
1. Prior year supplemental county and municipal aid	\$56,471.16
2. Increase due to sales tax revenue including adjustments (<i>district changes</i>)	\$1,298.84
3. Total Supplemental County and Municipal Aid (<i>sum of Lines 1 and 2</i>)	\$57,770.00

Expenditure Restraint Incentive Program

- Only municipalities are eligible to receive Expenditure Restraint Incentive Program (ERIP) payments
- Under state law, in 2025, each municipality will receive a payment that is equal to the amount of the payment received by the municipality in 2024 (sec. 79.05(4), Wis. Stats., from 2023 WI Act 12 – notwithstanding subs. (2) and (3))

Contact Information

If you have questions, contact us at lgs@wisconsin.gov, (608) 266-8618 or (608) 261-5167.



State of Wisconsin • DEPARTMENT OF REVENUE

DIVISION OF STATE AND LOCAL FINANCE • BUREAU OF LOCAL GOVERNMENT SERVICES • 2135 RIMROCK RD MADISON, WI 53713

Mailing Address:
PO Box 8971 #6-97
Madison WI 53708-8971
Fax: (608) 264-6887
lgs@wisconsin.gov

September 13, 2024

LORRI ALEXANDER
VILLAGE OF EAST TROY
2015 ENERGY DRIVE
EAST TROY WI 53120

Notice of Shared Revenue – 2025 Original Estimate

Notice Information

The Wisconsin Department of Revenue (DOR) is providing the **estimated** shared revenue amounts your local government will receive in 2025 under current state law for county and municipal aid, supplemental county and municipal aid, utility aid and the expenditure restraint incentive program. This does not include adjustments, shown on the July and November payment notices.

District	VILLAGE OF EAST TROY	County	WALWORTH	Co-muni code	64-121
-----------------	----------------------	---------------	----------	---------------------	--------

Estimate Information

For an explanation of each aid payment listed below, review the additional information in this notice.

2025 Original Estimate	
1. County and municipal aid	\$318,067.03
2. Utility aid	\$7,576.78
3. Supplemental county and municipal aid	\$116,231.43
4. Expenditure restraint incentive program	\$12,316.01
5. Total Estimated 2025 Payments (sum of Lines 1-4)	\$454,191.25

Payment Information

Your local government will receive two distributions in 2025 :

- July 28, 2025: 15% of Line 1, 2, and 3 and 100% of Line 4 (*shown above*)
- November 17, 2025: balance of your 2025 aid payments

County and Municipal Aid

Under state law, the county and municipal aid paid to each county and municipality must be equal to the amount determined in 2012 (sec. 79.036, Wis. Stats.) and adjusted for fallen protective services insurance reimbursement (sec. 79.036(4), Wis. Stats.).

County and Municipal Aid Calculation	
1. Prior year county and municipal aid	\$310,938.43
2. Increase due to sales tax revenue, including adjustments (<i>district changes</i>)	\$7,151.58
3. Fallen protective services insurance adjustment	-\$22.98
4. Fallen protective services insurance reimbursement (<i>reported to DOR</i>)	\$0.00
5. Total County and Municipal Aid (sum of Lines 1-4)	\$318,067.03

Utility Aid

- Under state law, utility aid is distributed to each county and municipality where tax-exempt utility property is located (sec. 79.04, Wis. Stats.)
- Utility companies report utility property information to DOR annually
- DOR uses the provided information to accurately calculate utility aid (*shown below*)

Utility Aid Calculation	
1. Net book value, <i>as of December 31, 2024 (including expected additions/retirements)</i>	\$1,262,796.00
2. Total net book value payment	\$7,576.78
3. Minimum payment	\$0.00
4. Megawatt capacity	0.0
5. Megawatt capacity payment	\$0.00
6. Closed/decommissioned production plant (phased down) payment	\$0.00
7. Subtotal (<i>sum of Lines 2, 3, 5 and 6</i>)	\$7,576.78
8. Population cap	\$2,201,075.00
9. Adjusted subtotal (<i>lesser of Line 7 or Line 8</i>)	\$7,576.78
10. Adjacent site incentive payment	\$0.00
11. Baseload incentive payment	\$0.00
12. Co-generation incentive payment	\$0.00
13. Alternative energy incentive payment	\$0.00
14. Total incentive payments (<i>sum of Lines 10 through 13</i>)	\$0.00
15. Spent nuclear fuel payment	\$0.00
16. Total Utility Aid – this is the utility aid payment listed on the front of the estimate (<i>sum of Lines 9, 14 and 15</i>)	\$7,576.78

Supplemental County and Municipal Aid

- Under state law, supplemental county and municipal aid paid to each county and municipality is determined by 2023 Wisconsin Act 12 (sec. 79.037, Wis. Stats.)
- For detailed information, review [county and municipal aid spreadsheet](#)

Supplemental County and Municipal Aid Calculation	
1. Prior year supplemental county and municipal aid	\$113,618.21
2. Increase due to sales tax revenue including adjustments (<i>district changes</i>)	\$2,613.22
3. Total Supplemental County and Municipal Aid (<i>sum of Lines 1 and 2</i>)	\$116,231.43

Expenditure Restraint Incentive Program

- Only municipalities are eligible to receive Expenditure Restraint Incentive Program (ERIP) payments
- Under state law, in 2025, each municipality will receive a payment that is equal to the amount of the payment received by the municipality in 2024 (sec. 79.05(4), Wis. Stats., from 2023 WI Act 12 – notwithstanding subs. (2) and (3))

Contact Information

If you have questions, contact us at lgs@wisconsin.gov, (608) 266-8618 or (608) 261-5167.



State of Wisconsin • DEPARTMENT OF REVENUE

DIVISION OF STATE AND LOCAL FINANCE • BUREAU OF LOCAL GOVERNMENT SERVICES • 2135 RIMROCK RD MADISON, WI 53713

Mailing Address:
PO Box 8971 #6-97
Madison WI 53708-8971
Fax: (608) 264-6887
lgs@wisconsin.gov

September 13, 2024

BONNIE LIPTAK
VILLAGE OF FONTANA
PO BOX 200, 175 VALLEY VIEW DR
FONTANA WI 53125-0200

Notice of Shared Revenue – 2025 Original Estimate

Notice Information

The Wisconsin Department of Revenue (DOR) is providing the **estimated** shared revenue amounts your local government will receive in 2025 under current state law for county and municipal aid, supplemental county and municipal aid, utility aid and the expenditure restraint incentive program. This does not include adjustments, shown on the July and November payment notices.

District	VILLAGE OF FONTANA	County	WALWORTH	Co-muni code	64-126
-----------------	--------------------	---------------	----------	---------------------	--------

Estimate Information

For an explanation of each aid payment listed below, review the additional information in this notice.

2025 Original Estimate	
1. County and municipal aid	\$22,028.25
2. Utility aid	\$0.00
3. Supplemental county and municipal aid	\$63,124.67
4. Expenditure restraint incentive program	\$0.00
5. Total Estimated 2025 Payments (sum of Lines 1-4)	\$85,152.92

Payment Information

Your local government will receive two distributions in 2025 :

- July 28, 2025: 15% of Line 1, 2, and 3 and 100% of Line 4 (*shown above*)
- November 17, 2025: balance of your 2025 aid payments

County and Municipal Aid

Under state law, the county and municipal aid paid to each county and municipality must be equal to the amount determined in 2012 (sec. 79.036, Wis. Stats.) and adjusted for fallen protective services insurance reimbursement (sec. 79.036(4), Wis. Stats.).

County and Municipal Aid Calculation	
1. Prior year county and municipal aid	\$21,534.55
2. Increase due to sales tax revenue, including adjustments (<i>district changes</i>)	\$495.29
3. Fallen protective services insurance adjustment	-\$1.59
4. Fallen protective services insurance reimbursement (<i>reported to DOR</i>)	\$0.00
5. Total County and Municipal Aid (sum of Lines 1-4)	\$22,028.25

Utility Aid

- Under state law, utility aid is distributed to each county and municipality where tax-exempt utility property is located (sec. 79.04, Wis. Stats.)
- Utility companies report utility property information to DOR annually
- DOR uses the provided information to accurately calculate utility aid (*shown below*)

Utility Aid Calculation	
1. Net book value, <i>as of December 31, 2024 (including expected additions/retirements)</i>	\$0.00
2. Total net book value payment	\$0.00
3. Minimum payment	\$0.00
4. Megawatt capacity	0.0
5. Megawatt capacity payment	\$0.00
6. Closed/decommissioned production plant (phased down) payment	\$0.00
7. Subtotal (<i>sum of Lines 2, 3, 5 and 6</i>)	\$0.00
8. Population cap	\$799,000.00
9. Adjusted subtotal (<i>lesser of Line 7 or Line 8</i>)	\$0.00
10. Adjacent site incentive payment	\$0.00
11. Baseload incentive payment	\$0.00
12. Co-generation incentive payment	\$0.00
13. Alternative energy incentive payment	\$0.00
14. Total incentive payments (<i>sum of Lines 10 through 13</i>)	\$0.00
15. Spent nuclear fuel payment	\$0.00
16. Total Utility Aid – this is the utility aid payment listed on the front of the estimate (<i>sum of Lines 9, 14 and 15</i>)	\$0.00

Supplemental County and Municipal Aid

- Under state law, supplemental county and municipal aid paid to each county and municipality is determined by 2023 Wisconsin Act 12 (sec. 79.037, Wis. Stats.)
- For detailed information, review [county and municipal aid spreadsheet](#)

Supplemental County and Municipal Aid Calculation	
1. Prior year supplemental county and municipal aid	\$61,705.44
2. Increase due to sales tax revenue including adjustments (<i>district changes</i>)	\$1,419.23
3. Total Supplemental County and Municipal Aid (<i>sum of Lines 1 and 2</i>)	\$63,124.67

Expenditure Restraint Incentive Program

- Only municipalities are eligible to receive Expenditure Restraint Incentive Program (ERIP) payments
- Under state law, in 2025, each municipality will receive a payment that is equal to the amount of the payment received by the municipality in 2024 (sec. 79.05(4), Wis. Stats., from 2023 WI Act 12 – notwithstanding subs. (2) and (3))

Contact Information

If you have questions, contact us at lgs@wisconsin.gov, (608) 266-8618 or (608) 261-5167.



State of Wisconsin • DEPARTMENT OF REVENUE

DIVISION OF STATE AND LOCAL FINANCE • BUREAU OF LOCAL GOVERNMENT SERVICES • 2135 RIMROCK RD MADISON, WI 53713

Mailing Address:
PO Box 8971 #6-97
Madison WI 53708-8971
Fax: (608) 264-6887
lgs@wisconsin.gov

September 13, 2024

JACKIE PETRITIS
VILLAGE OF GENOA CITY
755 FELLOWS RD, PO BOX 428
GENOA CITY WI 53128-0428

Notice of Shared Revenue – 2025 Original Estimate

Notice Information

The Wisconsin Department of Revenue (DOR) is providing the **estimated** shared revenue amounts your local government will receive in 2025 under current state law for county and municipal aid, supplemental county and municipal aid, utility aid and the expenditure restraint incentive program. This does not include adjustments, shown on the July and November payment notices.

District	VILLAGE OF GENOA CITY	County	WALWORTH	Co-muni code	64-131
-----------------	-----------------------	---------------	----------	---------------------	--------

Estimate Information

For an explanation of each aid payment listed below, review the additional information in this notice.

2025 Original Estimate	
1. County and municipal aid	\$72,189.85
2. Utility aid	\$0.00
3. Supplemental county and municipal aid	\$81,626.77
4. Expenditure restraint incentive program	\$0.00
5. Total Estimated 2025 Payments (sum of Lines 1-4)	\$153,816.62

Payment Information

Your local government will receive two distributions in 2025 :

- July 28, 2025: 15% of Line 1, 2, and 3 and 100% of Line 4 (*shown above*)
- November 17, 2025: balance of your 2025 aid payments

County and Municipal Aid

Under state law, the county and municipal aid paid to each county and municipality must be equal to the amount determined in 2012 (sec. 79.036, Wis. Stats.) and adjusted for fallen protective services insurance reimbursement (sec. 79.036(4), Wis. Stats.).

County and Municipal Aid Calculation	
1. Prior year county and municipal aid	\$70,571.92
2. Increase due to sales tax revenue, including adjustments (<i>district changes</i>)	\$1,623.15
3. Fallen protective services insurance adjustment	-\$5.22
4. Fallen protective services insurance reimbursement (<i>reported to DOR</i>)	\$0.00
5. Total County and Municipal Aid (sum of Lines 1-4)	\$72,189.85

Utility Aid

- Under state law, utility aid is distributed to each county and municipality where tax-exempt utility property is located (sec. 79.04, Wis. Stats.)
- Utility companies report utility property information to DOR annually
- DOR uses the provided information to accurately calculate utility aid (*shown below*)

Utility Aid Calculation	
1. Net book value, <i>as of December 31, 2024 (including expected additions/retirements)</i>	\$0.00
2. Total net book value payment	\$0.00
3. Minimum payment	\$0.00
4. Megawatt capacity	0.0
5. Megawatt capacity payment	\$0.00
6. Closed/decommissioned production plant (phased down) payment	\$0.00
7. Subtotal (<i>sum of Lines 2, 3, 5 and 6</i>)	\$0.00
8. Population cap	\$1,238,025.00
9. Adjusted subtotal (<i>lesser of Line 7 or Line 8</i>)	\$0.00
10. Adjacent site incentive payment	\$0.00
11. Baseload incentive payment	\$0.00
12. Co-generation incentive payment	\$0.00
13. Alternative energy incentive payment	\$0.00
14. Total incentive payments (<i>sum of Lines 10 through 13</i>)	\$0.00
15. Spent nuclear fuel payment	\$0.00
16. Total Utility Aid – this is the utility aid payment listed on the front of the estimate (<i>sum of Lines 9, 14 and 15</i>)	\$0.00

Supplemental County and Municipal Aid

- Under state law, supplemental county and municipal aid paid to each county and municipality is determined by 2023 Wisconsin Act 12 (sec. 79.037, Wis. Stats.)
- For detailed information, review [county and municipal aid spreadsheet](#)

Supplemental County and Municipal Aid Calculation	
1. Prior year supplemental county and municipal aid	\$79,791.56
2. Increase due to sales tax revenue including adjustments (<i>district changes</i>)	\$1,835.21
3. Total Supplemental County and Municipal Aid (<i>sum of Lines 1 and 2</i>)	\$81,626.77

Expenditure Restraint Incentive Program

- Only municipalities are eligible to receive Expenditure Restraint Incentive Program (ERIP) payments
- Under state law, in 2025, each municipality will receive a payment that is equal to the amount of the payment received by the municipality in 2024 (sec. 79.05(4), Wis. Stats., from 2023 WI Act 12 – notwithstanding subs. (2) and (3))

Contact Information

If you have questions, contact us at lgs@wisconsin.gov, (608) 266-8618 or (608) 261-5167.



State of Wisconsin • DEPARTMENT OF REVENUE

DIVISION OF STATE AND LOCAL FINANCE • BUREAU OF LOCAL GOVERNMENT SERVICES • 2135 RIMROCK RD MADISON, WI 53713

Mailing Address:
PO Box 8971 #6-97
Madison WI 53708-8971
Fax: (608) 264-6887
lgs@wisconsin.gov

September 13, 2024

DAWN REDENIUS
VILLAGE OF SHARON
PO BOX 379, 125 PLAIN ST
SHARON WI 53585-0379

Notice of Shared Revenue – 2025 Original Estimate

Notice Information

The Wisconsin Department of Revenue (DOR) is providing the **estimated** shared revenue amounts your local government will receive in 2025 under current state law for county and municipal aid, supplemental county and municipal aid, utility aid and the expenditure restraint incentive program. This does not include adjustments, shown on the July and November payment notices.

District	VILLAGE OF SHARON	County	WALWORTH	Co-muni code	64-181
-----------------	-------------------	---------------	----------	---------------------	--------

Estimate Information

For an explanation of each aid payment listed below, review the additional information in this notice.

2025 Original Estimate	
1. County and municipal aid	\$240,787.75
2. Utility aid	\$25,330.24
3. Supplemental county and municipal aid	\$57,855.83
4. Expenditure restraint incentive program	\$36,162.84
5. Total Estimated 2025 Payments (sum of Lines 1-4)	\$360,136.66

Payment Information

Your local government will receive two distributions in 2025 :

- July 28, 2025: 15% of Line 1, 2, and 3 and 100% of Line 4 (*shown above*)
- November 17, 2025: balance of your 2025 aid payments

County and Municipal Aid

Under state law, the county and municipal aid paid to each county and municipality must be equal to the amount determined in 2012 (sec. 79.036, Wis. Stats.) and adjusted for fallen protective services insurance reimbursement (sec. 79.036(4), Wis. Stats.).

County and Municipal Aid Calculation	
1. Prior year county and municipal aid	\$235,391.15
2. Increase due to sales tax revenue, including adjustments (<i>district changes</i>)	\$5,414.00
3. Fallen protective services insurance adjustment	-\$17.40
4. Fallen protective services insurance reimbursement (<i>reported to DOR</i>)	\$0.00
5. Total County and Municipal Aid (sum of Lines 1-4)	\$240,787.75

Utility Aid

- Under state law, utility aid is distributed to each county and municipality where tax-exempt utility property is located (sec. 79.04, Wis. Stats.)
- Utility companies report utility property information to DOR annually
- DOR uses the provided information to accurately calculate utility aid (*shown below*)

Utility Aid Calculation	
1. Net book value, <i>as of December 31, 2024 (including expected additions/retirements)</i>	\$4,221,706.00
2. Total net book value payment	\$25,330.24
3. Minimum payment	\$0.00
4. Megawatt capacity	0.0
5. Megawatt capacity payment	\$0.00
6. Closed/decommissioned production plant (phased down) payment	\$0.00
7. Subtotal (<i>sum of Lines 2, 3, 5 and 6</i>)	\$25,330.24
8. Population cap	\$667,675.00
9. Adjusted subtotal (<i>lesser of Line 7 or Line 8</i>)	\$25,330.24
10. Adjacent site incentive payment	\$0.00
11. Baseload incentive payment	\$0.00
12. Co-generation incentive payment	\$0.00
13. Alternative energy incentive payment	\$0.00
14. Total incentive payments (<i>sum of Lines 10 through 13</i>)	\$0.00
15. Spent nuclear fuel payment	\$0.00
16. Total Utility Aid – this is the utility aid payment listed on the front of the estimate (<i>sum of Lines 9, 14 and 15</i>)	\$25,330.24

Supplemental County and Municipal Aid

- Under state law, supplemental county and municipal aid paid to each county and municipality is determined by 2023 Wisconsin Act 12 (sec. 79.037, Wis. Stats.)
- For detailed information, review [county and municipal aid spreadsheet](#)

Supplemental County and Municipal Aid Calculation	
1. Prior year supplemental county and municipal aid	\$56,555.06
2. Increase due to sales tax revenue including adjustments (<i>district changes</i>)	\$1,300.77
3. Total Supplemental County and Municipal Aid (<i>sum of Lines 1 and 2</i>)	\$57,855.83

Expenditure Restraint Incentive Program

- Only municipalities are eligible to receive Expenditure Restraint Incentive Program (ERIP) payments
- Under state law, in 2025, each municipality will receive a payment that is equal to the amount of the payment received by the municipality in 2024 (sec. 79.05(4), Wis. Stats., from 2023 WI Act 12 – notwithstanding subs. (2) and (3))

Contact Information

If you have questions, contact us at lgs@wisconsin.gov, (608) 266-8618 or (608) 261-5167.



State of Wisconsin • DEPARTMENT OF REVENUE

DIVISION OF STATE AND LOCAL FINANCE • BUREAU OF LOCAL GOVERNMENT SERVICES • 2135 RIMROCK RD MADISON, WI 53713

Mailing Address:
PO Box 8971 #6-97
Madison WI 53708-8971
Fax: (608) 264-6887
lgs@wisconsin.gov

September 13, 2024

LISA ROGERS
VILLAGE OF WALWORTH
PO BOX 400
WALWORTH WI 53184-0400

Notice of Shared Revenue – 2025 Original Estimate

Notice Information

The Wisconsin Department of Revenue (DOR) is providing the **estimated** shared revenue amounts your local government will receive in 2025 under current state law for county and municipal aid, supplemental county and municipal aid, utility aid and the expenditure restraint incentive program. This does not include adjustments, shown on the July and November payment notices.

District	VILLAGE OF WALWORTH	County	WALWORTH	Co-muni code	64-191
-----------------	---------------------	---------------	----------	---------------------	--------

Estimate Information

For an explanation of each aid payment listed below, review the additional information in this notice.

2025 Original Estimate	
1. County and municipal aid	\$45,005.05
2. Utility aid	\$27,000.79
3. Supplemental county and municipal aid	\$78,216.31
4. Expenditure restraint incentive program	\$27,679.71
5. Total Estimated 2025 Payments (sum of Lines 1-4)	\$177,901.86

Payment Information

Your local government will receive two distributions in 2025 :

- July 28, 2025: 15% of Line 1, 2, and 3 and 100% of Line 4 (*shown above*)
- November 17, 2025: balance of your 2025 aid payments

County and Municipal Aid

Under state law, the county and municipal aid paid to each county and municipality must be equal to the amount determined in 2012 (sec. 79.036, Wis. Stats.) and adjusted for fallen protective services insurance reimbursement (sec. 79.036(4), Wis. Stats.).

County and Municipal Aid Calculation	
1. Prior year county and municipal aid	\$43,996.38
2. Increase due to sales tax revenue, including adjustments (<i>district changes</i>)	\$1,011.92
3. Fallen protective services insurance adjustment	-\$3.25
4. Fallen protective services insurance reimbursement (<i>reported to DOR</i>)	\$0.00
5. Total County and Municipal Aid (sum of Lines 1-4)	\$45,005.05

Utility Aid

- Under state law, utility aid is distributed to each county and municipality where tax-exempt utility property is located (sec. 79.04, Wis. Stats.)
- Utility companies report utility property information to DOR annually
- DOR uses the provided information to accurately calculate utility aid (*shown below*)

Utility Aid Calculation	
1. Net book value, <i>as of December 31, 2024 (including expected additions/retirements)</i>	\$4,500,132.00
2. Total net book value payment	\$27,000.79
3. Minimum payment	\$0.00
4. Megawatt capacity	0.0
5. Megawatt capacity payment	\$0.00
6. Closed/decommissioned production plant (phased down) payment	\$0.00
7. Subtotal (<i>sum of Lines 2, 3, 5 and 6</i>)	\$27,000.79
8. Population cap	\$1,180,650.00
9. Adjusted subtotal (<i>lesser of Line 7 or Line 8</i>)	\$27,000.79
10. Adjacent site incentive payment	\$0.00
11. Baseload incentive payment	\$0.00
12. Co-generation incentive payment	\$0.00
13. Alternative energy incentive payment	\$0.00
14. Total incentive payments (<i>sum of Lines 10 through 13</i>)	\$0.00
15. Spent nuclear fuel payment	\$0.00
16. Total Utility Aid – this is the utility aid payment listed on the front of the estimate (<i>sum of Lines 9, 14 and 15</i>)	\$27,000.79

Supplemental County and Municipal Aid

- Under state law, supplemental county and municipal aid paid to each county and municipality is determined by 2023 Wisconsin Act 12 (sec. 79.037, Wis. Stats.)
- For detailed information, review [county and municipal aid spreadsheet](#)

Supplemental County and Municipal Aid Calculation	
1. Prior year supplemental county and municipal aid	\$76,457.78
2. Increase due to sales tax revenue including adjustments (<i>district changes</i>)	\$1,758.53
3. Total Supplemental County and Municipal Aid (<i>sum of Lines 1 and 2</i>)	\$78,216.31

Expenditure Restraint Incentive Program

- Only municipalities are eligible to receive Expenditure Restraint Incentive Program (ERIP) payments
- Under state law, in 2025, each municipality will receive a payment that is equal to the amount of the payment received by the municipality in 2024 (sec. 79.05(4), Wis. Stats., from 2023 WI Act 12 – notwithstanding subs. (2) and (3))

Contact Information

If you have questions, contact us at lgs@wisconsin.gov, (608) 266-8618 or (608) 261-5167.



State of Wisconsin • DEPARTMENT OF REVENUE

DIVISION OF STATE AND LOCAL FINANCE • BUREAU OF LOCAL GOVERNMENT SERVICES • 2135 RIMROCK RD MADISON, WI 53713

Mailing Address:
PO Box 8971 #6-97
Madison WI 53708-8971
Fax: (608) 264-6887
lgs@wisconsin.gov

September 13, 2024

TINA KOLLS
VILLAGE OF WILLIAMS BAY
250 WILLIAMS ST, PO BOX 580
WILLIAMS BAY WI 53191

Notice of Shared Revenue – 2025 Original Estimate

Notice Information

The Wisconsin Department of Revenue (DOR) is providing the **estimated** shared revenue amounts your local government will receive in 2025 under current state law for county and municipal aid, supplemental county and municipal aid, utility aid and the expenditure restraint incentive program. This does not include adjustments, shown on the July and November payment notices.

District	VILLAGE OF WILLIAMS BAY	County	WALWORTH	Co-muni code	64-192
-----------------	-------------------------	---------------	----------	---------------------	--------

Estimate Information

For an explanation of each aid payment listed below, review the additional information in this notice.

2025 Original Estimate	
1. County and municipal aid	\$30,665.04
2. Utility aid	\$32,877.14
3. Supplemental county and municipal aid	\$82,072.29
4. Expenditure restraint incentive program	\$0.00
5. Total Estimated 2025 Payments (sum of Lines 1-4)	\$145,614.47

Payment Information

Your local government will receive two distributions in 2025 :

- July 28, 2025: 15% of Line 1, 2, and 3 and 100% of Line 4 (*shown above*)
- November 17, 2025: balance of your 2025 aid payments

County and Municipal Aid

Under state law, the county and municipal aid paid to each county and municipality must be equal to the amount determined in 2012 (sec. 79.036, Wis. Stats.) and adjusted for fallen protective services insurance reimbursement (sec. 79.036(4), Wis. Stats.).

County and Municipal Aid Calculation	
1. Prior year county and municipal aid	\$29,977.77
2. Increase due to sales tax revenue, including adjustments (<i>district changes</i>)	\$689.49
3. Fallen protective services insurance adjustment	-\$2.22
4. Fallen protective services insurance reimbursement (<i>reported to DOR</i>)	\$0.00
5. Total County and Municipal Aid (sum of Lines 1-4)	\$30,665.04

Utility Aid

- Under state law, utility aid is distributed to each county and municipality where tax-exempt utility property is located (sec. 79.04, Wis. Stats.)
- Utility companies report utility property information to DOR annually
- DOR uses the provided information to accurately calculate utility aid (*shown below*)

Utility Aid Calculation	
1. Net book value, as of December 31, 2024 (including expected additions/retirements)	\$5,479,523.00
2. Total net book value payment	\$32,877.14
3. Minimum payment	\$0.00
4. Megawatt capacity	0.0
5. Megawatt capacity payment	\$0.00
6. Closed/decommissioned production plant (phased down) payment	\$0.00
7. Subtotal (sum of Lines 2, 3, 5 and 6)	\$32,877.14
8. Population cap	\$1,299,225.00
9. Adjusted subtotal (lesser of Line 7 or Line 8)	\$32,877.14
10. Adjacent site incentive payment	\$0.00
11. Baseload incentive payment	\$0.00
12. Co-generation incentive payment	\$0.00
13. Alternative energy incentive payment	\$0.00
14. Total incentive payments (sum of Lines 10 through 13)	\$0.00
15. Spent nuclear fuel payment	\$0.00
16. Total Utility Aid – this is the utility aid payment listed on the front of the estimate (sum of Lines 9, 14 and 15)	\$32,877.14

Supplemental County and Municipal Aid

- Under state law, supplemental county and municipal aid paid to each county and municipality is determined by 2023 Wisconsin Act 12 (sec. 79.037, Wis. Stats.)
- For detailed information, review [county and municipal aid spreadsheet](#)

Supplemental County and Municipal Aid Calculation	
1. Prior year supplemental county and municipal aid	\$80,227.07
2. Increase due to sales tax revenue including adjustments (district changes)	\$1,845.22
3. Total Supplemental County and Municipal Aid (sum of Lines 1 and 2)	\$82,072.29

Expenditure Restraint Incentive Program

- Only municipalities are eligible to receive Expenditure Restraint Incentive Program (ERIP) payments
- Under state law, in 2025, each municipality will receive a payment that is equal to the amount of the payment received by the municipality in 2024 (sec. 79.05(4), Wis. Stats., from 2023 WI Act 12 – notwithstanding subs. (2) and (3))

Contact Information

If you have questions, contact us at lgs@wisconsin.gov, (608) 266-8618 or (608) 261-5167.



State of Wisconsin • DEPARTMENT OF REVENUE

DIVISION OF STATE AND LOCAL FINANCE • BUREAU OF LOCAL GOVERNMENT SERVICES • 2135 RIMROCK RD MADISON, WI 53713

Mailing Address:
PO Box 8971 #6-97
Madison WI 53708-8971
Fax: (608) 264-6887
lgs@wisconsin.gov

September 13, 2024

ANDREA WHITE
CITY OF DELAVAN
PO BOX 465
DELAVAN WI 53115-0465

Notice of Shared Revenue – 2025 Original Estimate

Notice Information

The Wisconsin Department of Revenue (DOR) is providing the **estimated** shared revenue amounts your local government will receive in 2025 under current state law for county and municipal aid, supplemental county and municipal aid, utility aid and the expenditure restraint incentive program. This does not include adjustments, shown on the July and November payment notices.

District	CITY OF DELAVAN	County	WALWORTH	Co-muni code	64-216
-----------------	-----------------	---------------	----------	---------------------	--------

Estimate Information

For an explanation of each aid payment listed below, review the additional information in this notice.

2025 Original Estimate	
1. County and municipal aid	\$352,820.19
2. Utility aid	\$5,750.38
3. Supplemental county and municipal aid	\$223,921.83
4. Expenditure restraint incentive program	\$173,207.60
5. Total Estimated 2025 Payments (sum of Lines 1-4)	\$755,700.00

Payment Information

Your local government will receive two distributions in 2025 :

- July 28, 2025: 15% of Line 1, 2, and 3 and 100% of Line 4 (*shown above*)
- November 17, 2025: balance of your 2025 aid payments

County and Municipal Aid

Under state law, the county and municipal aid paid to each county and municipality must be equal to the amount determined in 2012 (sec. 79.036, Wis. Stats.) and adjusted for fallen protective services insurance reimbursement (sec. 79.036(4), Wis. Stats.).

County and Municipal Aid Calculation	
1. Prior year county and municipal aid	\$344,912.69
2. Increase due to sales tax revenue, including adjustments (<i>district changes</i>)	\$7,932.99
3. Fallen protective services insurance adjustment	-\$25.49
4. Fallen protective services insurance reimbursement (<i>reported to DOR</i>)	\$0.00
5. Total County and Municipal Aid (sum of Lines 1-4)	\$352,820.19

Utility Aid

- Under state law, utility aid is distributed to each county and municipality where tax-exempt utility property is located (sec. 79.04, Wis. Stats.)
- Utility companies report utility property information to DOR annually
- DOR uses the provided information to accurately calculate utility aid (*shown below*)

Utility Aid Calculation	
1. Net book value, as of December 31, 2024 (including expected additions/retirements)	\$958,396.00
2. Total net book value payment	\$5,750.38
3. Minimum payment	\$0.00
4. Megawatt capacity	0.0
5. Megawatt capacity payment	\$0.00
6. Closed/decommissioned production plant (phased down) payment	\$0.00
7. Subtotal (sum of Lines 2, 3, 5 and 6)	\$5,750.38
8. Population cap	\$3,737,450.00
9. Adjusted subtotal (lesser of Line 7 or Line 8)	\$5,750.38
10. Adjacent site incentive payment	\$0.00
11. Baseload incentive payment	\$0.00
12. Co-generation incentive payment	\$0.00
13. Alternative energy incentive payment	\$0.00
14. Total incentive payments (sum of Lines 10 through 13)	\$0.00
15. Spent nuclear fuel payment	\$0.00
16. Total Utility Aid – this is the utility aid payment listed on the front of the estimate (sum of Lines 9, 14 and 15)	\$5,750.38

Supplemental County and Municipal Aid

- Under state law, supplemental county and municipal aid paid to each county and municipality is determined by 2023 Wisconsin Act 12 (sec. 79.037, Wis. Stats.)
- For detailed information, review [county and municipal aid spreadsheet](#)

Supplemental County and Municipal Aid Calculation	
1. Prior year supplemental county and municipal aid	\$218,887.42
2. Increase due to sales tax revenue including adjustments (district changes)	\$5,034.41
3. Total Supplemental County and Municipal Aid (sum of Lines 1 and 2)	\$223,921.83

Expenditure Restraint Incentive Program

- Only municipalities are eligible to receive Expenditure Restraint Incentive Program (ERIP) payments
- Under state law, in 2025, each municipality will receive a payment that is equal to the amount of the payment received by the municipality in 2024 (sec. 79.05(4), Wis. Stats., from 2023 WI Act 12 – notwithstanding subs. (2) and (3))

Contact Information

If you have questions, contact us at lgs@wisconsin.gov, (608) 266-8618 or (608) 261-5167.



State of Wisconsin • DEPARTMENT OF REVENUE

DIVISION OF STATE AND LOCAL FINANCE • BUREAU OF LOCAL GOVERNMENT SERVICES • 2135 RIMROCK RD MADISON, WI 53713

Mailing Address:
PO Box 8971 #6-97
Madison WI 53708-8971
Fax: (608) 264-6887
lgs@wisconsin.gov

September 13, 2024

LACEY REYNOLDS
CITY OF ELKHORN
311 SEYMOUR CT., PO BOX 920
ELKHORN WI 53121-0920

Notice of Shared Revenue – 2025 Original Estimate

Notice Information

The Wisconsin Department of Revenue (DOR) is providing the **estimated** shared revenue amounts your local government will receive in 2025 under current state law for county and municipal aid, supplemental county and municipal aid, utility aid and the expenditure restraint incentive program. This does not include adjustments, shown on the July and November payment notices.

District	CITY OF ELKHORN	County	WALWORTH	Co-muni code	64-221
-----------------	-----------------	---------------	----------	---------------------	--------

Estimate Information

For an explanation of each aid payment listed below, review the additional information in this notice.

2025 Original Estimate	
1. County and municipal aid	\$337,498.45
2. Utility aid	\$22,772.25
3. Supplemental county and municipal aid	\$265,095.33
4. Expenditure restraint incentive program	\$165,588.40
5. Total Estimated 2025 Payments (sum of Lines 1-4)	\$790,954.43

Payment Information

Your local government will receive two distributions in 2025 :

- July 28, 2025: 15% of Line 1, 2, and 3 and 100% of Line 4 (*shown above*)
- November 17, 2025: balance of your 2025 aid payments

County and Municipal Aid

Under state law, the county and municipal aid paid to each county and municipality must be equal to the amount determined in 2012 (sec. 79.036, Wis. Stats.) and adjusted for fallen protective services insurance reimbursement (sec. 79.036(4), Wis. Stats.).

County and Municipal Aid Calculation	
1. Prior year county and municipal aid	\$329,934.34
2. Increase due to sales tax revenue, including adjustments (<i>district changes</i>)	\$7,588.49
3. Fallen protective services insurance adjustment	-\$24.38
4. Fallen protective services insurance reimbursement (<i>reported to DOR</i>)	\$0.00
5. Total County and Municipal Aid (sum of Lines 1-4)	\$337,498.45

Utility Aid

- Under state law, utility aid is distributed to each county and municipality where tax-exempt utility property is located (sec. 79.04, Wis. Stats.)
- Utility companies report utility property information to DOR annually
- DOR uses the provided information to accurately calculate utility aid (*shown below*)

Utility Aid Calculation	
1. Net book value, <i>as of December 31, 2024 (including expected additions/retirements)</i>	\$3,795,375.00
2. Total net book value payment	\$22,772.25
3. Minimum payment	\$0.00
4. Megawatt capacity	0.0
5. Megawatt capacity payment	\$0.00
6. Closed/decommissioned production plant (phased down) payment	\$0.00
7. Subtotal (<i>sum of Lines 2, 3, 5 and 6</i>)	\$22,772.25
8. Population cap	\$4,394,925.00
9. Adjusted subtotal (<i>lesser of Line 7 or Line 8</i>)	\$22,772.25
10. Adjacent site incentive payment	\$0.00
11. Baseload incentive payment	\$0.00
12. Co-generation incentive payment	\$0.00
13. Alternative energy incentive payment	\$0.00
14. Total incentive payments (<i>sum of Lines 10 through 13</i>)	\$0.00
15. Spent nuclear fuel payment	\$0.00
16. Total Utility Aid – this is the utility aid payment listed on the front of the estimate (<i>sum of Lines 9, 14 and 15</i>)	\$22,772.25

Supplemental County and Municipal Aid

- Under state law, supplemental county and municipal aid paid to each county and municipality is determined by 2023 Wisconsin Act 12 (sec. 79.037, Wis. Stats.)
- For detailed information, review [county and municipal aid spreadsheet](#)

Supplemental County and Municipal Aid Calculation	
1. Prior year supplemental county and municipal aid	\$259,135.22
2. Increase due to sales tax revenue including adjustments (<i>district changes</i>)	\$5,960.11
3. Total Supplemental County and Municipal Aid (<i>sum of Lines 1 and 2</i>)	\$265,095.33

Expenditure Restraint Incentive Program

- Only municipalities are eligible to receive Expenditure Restraint Incentive Program (ERIP) payments
- Under state law, in 2025, each municipality will receive a payment that is equal to the amount of the payment received by the municipality in 2024 (sec. 79.05(4), Wis. Stats., from 2023 WI Act 12 – notwithstanding subs. (2) and (3))

Contact Information

If you have questions, contact us at lgs@wisconsin.gov, (608) 266-8618 or (608) 261-5167.



State of Wisconsin • DEPARTMENT OF REVENUE

DIVISION OF STATE AND LOCAL FINANCE • BUREAU OF LOCAL GOVERNMENT SERVICES • 2135 RIMROCK RD MADISON, WI 53713

Mailing Address:
PO Box 8971 #6-97
Madison WI 53708-8971
Fax: (608) 264-6887
lgs@wisconsin.gov

September 13, 2024

LANA KROPP
CITY OF LAKE GENEVA
626 GENEVA ST
LAKE GENEVA WI 53147

Notice of Shared Revenue – 2025 Original Estimate

Notice Information

The Wisconsin Department of Revenue (DOR) is providing the **estimated** shared revenue amounts your local government will receive in 2025 under current state law for county and municipal aid, supplemental county and municipal aid, utility aid and the expenditure restraint incentive program. This does not include adjustments, shown on the July and November payment notices.

District	CITY OF LAKE GENEVA	County	WALWORTH	Co-muni code	64-246
-----------------	---------------------	---------------	----------	---------------------	--------

Estimate Information

For an explanation of each aid payment listed below, review the additional information in this notice.

2025 Original Estimate	
1. County and municipal aid	\$97,996.47
2. Utility aid	\$11,455.64
3. Supplemental county and municipal aid	\$224,267.31
4. Expenditure restraint incentive program	\$0.00
5. Total Estimated 2025 Payments (sum of Lines 1-4)	\$333,719.42

Payment Information

Your local government will receive two distributions in 2025 :

- July 28, 2025: 15% of Line 1, 2, and 3 and 100% of Line 4 (*shown above*)
- November 17, 2025: balance of your 2025 aid payments

County and Municipal Aid

Under state law, the county and municipal aid paid to each county and municipality must be equal to the amount determined in 2012 (sec. 79.036, Wis. Stats.) and adjusted for fallen protective services insurance reimbursement (sec. 79.036(4), Wis. Stats.).

County and Municipal Aid Calculation	
1. Prior year county and municipal aid	\$95,800.15
2. Increase due to sales tax revenue, including adjustments (<i>district changes</i>)	\$2,203.40
3. Fallen protective services insurance adjustment	-\$7.08
4. Fallen protective services insurance reimbursement (<i>reported to DOR</i>)	\$0.00
5. Total County and Municipal Aid (sum of Lines 1-4)	\$97,996.47

Utility Aid

- Under state law, utility aid is distributed to each county and municipality where tax-exempt utility property is located (sec. 79.04, Wis. Stats.)
- Utility companies report utility property information to DOR annually
- DOR uses the provided information to accurately calculate utility aid (*shown below*)

Utility Aid Calculation	
1. Net book value, as of December 31, 2024 (including expected additions/retirements)	\$1,909,274.00
2. Total net book value payment	\$11,455.64
3. Minimum payment	\$0.00
4. Megawatt capacity	0.0
5. Megawatt capacity payment	\$0.00
6. Closed/decommissioned production plant (phased down) payment	\$0.00
7. Subtotal (sum of Lines 2, 3, 5 and 6)	\$11,455.64
8. Population cap	\$3,766,350.00
9. Adjusted subtotal (lesser of Line 7 or Line 8)	\$11,455.64
10. Adjacent site incentive payment	\$0.00
11. Baseload incentive payment	\$0.00
12. Co-generation incentive payment	\$0.00
13. Alternative energy incentive payment	\$0.00
14. Total incentive payments (sum of Lines 10 through 13)	\$0.00
15. Spent nuclear fuel payment	\$0.00
16. Total Utility Aid – this is the utility aid payment listed on the front of the estimate (sum of Lines 9, 14 and 15)	\$11,455.64

Supplemental County and Municipal Aid

- Under state law, supplemental county and municipal aid paid to each county and municipality is determined by 2023 Wisconsin Act 12 (sec. 79.037, Wis. Stats.)
- For detailed information, review [county and municipal aid spreadsheet](#)

Supplemental County and Municipal Aid Calculation	
1. Prior year supplemental county and municipal aid	\$219,225.13
2. Increase due to sales tax revenue including adjustments (district changes)	\$5,042.18
3. Total Supplemental County and Municipal Aid (sum of Lines 1 and 2)	\$224,267.31

Expenditure Restraint Incentive Program

- Only municipalities are eligible to receive Expenditure Restraint Incentive Program (ERIP) payments
- Under state law, in 2025, each municipality will receive a payment that is equal to the amount of the payment received by the municipality in 2024 (sec. 79.05(4), Wis. Stats., from 2023 WI Act 12 – notwithstanding subs. (2) and (3))

Contact Information

If you have questions, contact us at lgs@wisconsin.gov, (608) 266-8618 or (608) 261-5167.



State of Wisconsin • DEPARTMENT OF REVENUE

DIVISION OF STATE AND LOCAL FINANCE • BUREAU OF LOCAL GOVERNMENT SERVICES • 2135 RIMROCK RD MADISON, WI 53713

Mailing Address:
PO Box 8971 #6-97
Madison WI 53708-8971
Fax: (608) 264-6887
lgs@wisconsin.gov

September 13, 2024

HEATHER BOEHM
CITY OF WHITEWATER
PO BOX 178
WHITEWATER WI 53190-0178

Notice of Shared Revenue – 2025 Original Estimate

Notice Information

The Wisconsin Department of Revenue (DOR) is providing the **estimated** shared revenue amounts your local government will receive in 2025 under current state law for county and municipal aid, supplemental county and municipal aid, utility aid and the expenditure restraint incentive program. This does not include adjustments, shown on the July and November payment notices.

District	CITY OF WHITEWATER	County	WALWORTH	Co-muni code	64-291
-----------------	--------------------	---------------	----------	---------------------	--------

Estimate Information

For an explanation of each aid payment listed below, review the additional information in this notice.

2025 Original Estimate	
1. County and municipal aid	\$2,901,729.32
2. Utility aid	\$386,123.58
3. Supplemental county and municipal aid	\$714,318.55
4. Expenditure restraint incentive program	\$0.00
5. Total Estimated 2025 Payments (sum of Lines 1-4)	\$4,002,171.45

Payment Information

Your local government will receive two distributions in 2025 :

- July 28, 2025: 15% of Line 1, 2, and 3 and 100% of Line 4 (*shown above*)
- November 17, 2025: balance of your 2025 aid payments

County and Municipal Aid

Under state law, the county and municipal aid paid to each county and municipality must be equal to the amount determined in 2012 (sec. 79.036, Wis. Stats.) and adjusted for fallen protective services insurance reimbursement (sec. 79.036(4), Wis. Stats.).

County and Municipal Aid Calculation	
1. Prior year county and municipal aid	\$2,836,694.99
2. Increase due to sales tax revenue, including adjustments (<i>district changes</i>)	\$65,243.98
3. Fallen protective services insurance adjustment	-\$209.65
4. Fallen protective services insurance reimbursement (<i>reported to DOR</i>)	\$0.00
5. Total County and Municipal Aid (sum of Lines 1-4)	\$2,901,729.32

Utility Aid

- Under state law, utility aid is distributed to each county and municipality where tax-exempt utility property is located (sec. 79.04, Wis. Stats.)
- Utility companies report utility property information to DOR annually
- DOR uses the provided information to accurately calculate utility aid (*shown below*)

Utility Aid Calculation	
1. Net book value, <i>as of December 31, 2024 (including expected additions/retirements)</i>	\$1,353,933.00
2. Total net book value payment	\$8,123.60
3. Minimum payment	\$0.00
4. Megawatt capacity	283.5
5. Megawatt capacity payment	\$377,999.98
6. Closed/decommissioned production plant (phased down) payment	\$0.00
7. Subtotal (<i>sum of Lines 2, 3, 5 and 6</i>)	\$386,123.58
8. Population cap	\$6,848,875.00
9. Adjusted subtotal (<i>lesser of Line 7 or Line 8</i>)	\$386,123.58
10. Adjacent site incentive payment	\$0.00
11. Baseload incentive payment	\$0.00
12. Co-generation incentive payment	\$0.00
13. Alternative energy incentive payment	\$0.00
14. Total incentive payments (<i>sum of Lines 10 through 13</i>)	\$0.00
15. Spent nuclear fuel payment	\$0.00
16. Total Utility Aid – this is the utility aid payment listed on the front of the estimate (<i>sum of Lines 9, 14 and 15</i>)	\$386,123.58

Supplemental County and Municipal Aid

- Under state law, supplemental county and municipal aid paid to each county and municipality is determined by 2023 Wisconsin Act 12 (sec. 79.037, Wis. Stats.)
- For detailed information, review [county and municipal aid spreadsheet](#)

Supplemental County and Municipal Aid Calculation	
1. Prior year supplemental county and municipal aid	\$698,258.60
2. Increase due to sales tax revenue including adjustments (<i>district changes</i>)	\$16,059.95
3. Total Supplemental County and Municipal Aid (<i>sum of Lines 1 and 2</i>)	\$714,318.55

Expenditure Restraint Incentive Program

- Only municipalities are eligible to receive Expenditure Restraint Incentive Program (ERIP) payments
- Under state law, in 2025, each municipality will receive a payment that is equal to the amount of the payment received by the municipality in 2024 (sec. 79.05(4), Wis. Stats., from 2023 WI Act 12 – notwithstanding subs. (2) and (3))

Contact Information

If you have questions, contact us at lgs@wisconsin.gov, (608) 266-8618 or (608) 261-5167.



State of Wisconsin • DEPARTMENT OF REVENUE

DIVISION OF STATE AND LOCAL FINANCE • BUREAU OF LOCAL GOVERNMENT SERVICES • 2135 RIMROCK RD MADISON, WI 53713

Mailing Address:
PO Box 8971 #6-97
Madison WI 53708-8971
Fax: (608) 264-6887
lgs@wisconsin.gov

September 13, 2024

SUSI PIKE
COUNTY OF WALWORTH
PO BOX 1001
ELKHORN WI 53121-1001

Notice of Shared Revenue – 2025 Original Estimate

Notice Information

The Wisconsin Department of Revenue (DOR) is providing the **estimated** shared revenue amounts your local government will receive in 2025 under current state law for county and municipal aid, supplemental county and municipal aid, utility aid and the expenditure restraint incentive program. This does not include adjustments, shown on the July and November payment notices.

District	COUNTY OF WALWORTH	County	WALWORTH	Co-muni code	64-999
-----------------	--------------------	---------------	----------	---------------------	--------

Estimate Information

For an explanation of each aid payment listed below, review the additional information in this notice.

2025 Original Estimate	
1. County and municipal aid	\$102,473.24
2. Utility aid	\$325,205.02
3. Supplemental county and municipal aid	\$1,256,841.31
4. Expenditure restraint incentive program	\$0.00
5. Total Estimated 2025 Payments (sum of Lines 1-4)	\$1,684,519.57

Payment Information

Your local government will receive two distributions in 2025 :

- July 28, 2025: 15% of Line 1, 2, and 3 and 100% of Line 4 (*shown above*)
- November 17, 2025: balance of your 2025 aid payments

County and Municipal Aid

Under state law, the county and municipal aid paid to each county and municipality must be equal to the amount determined in 2012 (sec. 79.036, Wis. Stats.) and adjusted for fallen protective services insurance reimbursement (sec. 79.036(4), Wis. Stats.).

County and Municipal Aid Calculation	
1. Prior year county and municipal aid	\$100,176.58
2. Increase due to sales tax revenue, including adjustments (<i>district changes</i>)	\$2,304.06
3. Fallen protective services insurance adjustment	-\$7.40
4. Fallen protective services insurance reimbursement (<i>reported to DOR</i>)	\$0.00
5. Total County and Municipal Aid (sum of Lines 1-4)	\$102,473.24

Utility Aid

- Under state law, utility aid is distributed to each county and municipality where tax-exempt utility property is located (sec. 79.04, Wis. Stats.)
- Utility companies report utility property information to DOR annually
- DOR uses the provided information to accurately calculate utility aid (*shown below*)

Utility Aid Calculation	
1. Net book value, as of December 31, 2024 (including expected additions/retirements)	\$65,365,084.00
2. Total net book value payment	\$325,205.02
3. Minimum payment	\$0.00
4. Megawatt capacity	0.0
5. Megawatt capacity payment	\$0.00
6. Closed/decommissioned production plant (phased down) payment	\$0.00
7. Subtotal (sum of Lines 2, 3, 5 and 6)	\$325,205.02
8. Population cap	\$13,413,000.00
9. Adjusted subtotal (lesser of Line 7 or Line 8)	\$325,205.02
10. Adjacent site incentive payment	\$0.00
11. Baseload incentive payment	\$0.00
12. Co-generation incentive payment	\$0.00
13. Alternative energy incentive payment	\$0.00
14. Total incentive payments (sum of Lines 10 through 13)	\$0.00
15. Spent nuclear fuel payment	\$0.00
16. Total Utility Aid – this is the utility aid payment listed on the front of the estimate (sum of Lines 9, 14 and 15)	\$325,205.02

Supplemental County and Municipal Aid

- Under state law, supplemental county and municipal aid paid to each county and municipality is determined by 2023 Wisconsin Act 12 (sec. 79.037, Wis. Stats.)
- For detailed information, review [county and municipal aid spreadsheet](#)

Supplemental County and Municipal Aid Calculation	
1. Prior year supplemental county and municipal aid	\$1,228,583.88
2. Increase due to sales tax revenue including adjustments (district changes)	\$28,257.43
3. Total Supplemental County and Municipal Aid (sum of Lines 1 and 2)	\$1,256,841.31

Expenditure Restraint Incentive Program

- Only municipalities are eligible to receive Expenditure Restraint Incentive Program (ERIP) payments
- Under state law, in 2025, each municipality will receive a payment that is equal to the amount of the payment received by the municipality in 2024 (sec. 79.05(4), Wis. Stats., from 2023 WI Act 12 – notwithstanding subs. (2) and (3))

Contact Information

If you have questions, contact us at lgs@wisconsin.gov, (608) 266-8618 or (608) 261-5167.



State of Wisconsin • DEPARTMENT OF REVENUE

DIVISION OF STATE AND LOCAL FINANCE • BUREAU OF LOCAL GOVERNMENT SERVICES • 2135 RIMROCK RD MADISON, WI 53713

Mailing Address:
PO Box 8971 #6-97
Madison WI 53708-8971
Fax: (608) 264-6887
lgs@wisconsin.gov

September 13, 2024

JENNY ARNES
TOWN OF BARRONETT
N525 LEACH LAKE RD
BARRONETT WI 54813

Notice of Shared Revenue – 2025 Original Estimate

Notice Information

The Wisconsin Department of Revenue (DOR) is providing the **estimated** shared revenue amounts your local government will receive in 2025 under current state law for county and municipal aid, supplemental county and municipal aid, utility aid and the expenditure restraint incentive program. This does not include adjustments, shown on the July and November payment notices.

District	TOWN OF BARRONETT	County	WASHBURN	Co-muni code	65-002
-----------------	-------------------	---------------	----------	---------------------	--------

Estimate Information

For an explanation of each aid payment listed below, review the additional information in this notice.

2025 Original Estimate	
1. County and municipal aid	\$28,331.61
2. Utility aid	\$0.00
3. Supplemental county and municipal aid	\$38,530.82
4. Expenditure restraint incentive program	\$0.00
5. Total Estimated 2025 Payments (sum of Lines 1-4)	\$66,862.43

Payment Information

Your local government will receive two distributions in 2025 :

- July 28, 2025: 15% of Line 1, 2, and 3 and 100% of Line 4 (*shown above*)
- November 17, 2025: balance of your 2025 aid payments

County and Municipal Aid

Under state law, the county and municipal aid paid to each county and municipality must be equal to the amount determined in 2012 (sec. 79.036, Wis. Stats.) and adjusted for fallen protective services insurance reimbursement (sec. 79.036(4), Wis. Stats.).

County and Municipal Aid Calculation	
1. Prior year county and municipal aid	\$27,696.64
2. Increase due to sales tax revenue, including adjustments (<i>district changes</i>)	\$637.02
3. Fallen protective services insurance adjustment	-\$2.05
4. Fallen protective services insurance reimbursement (<i>reported to DOR</i>)	\$0.00
5. Total County and Municipal Aid (sum of Lines 1-4)	\$28,331.61

Utility Aid

- Under state law, utility aid is distributed to each county and municipality where tax-exempt utility property is located (sec. 79.04, Wis. Stats.)
- Utility companies report utility property information to DOR annually
- DOR uses the provided information to accurately calculate utility aid (*shown below*)

Utility Aid Calculation	
1. Net book value, <i>as of December 31, 2024 (including expected additions/retirements)</i>	\$0.00
2. Total net book value payment	\$0.00
3. Minimum payment	\$0.00
4. Megawatt capacity	0.0
5. Megawatt capacity payment	\$0.00
6. Closed/decommissioned production plant (phased down) payment	\$0.00
7. Subtotal (<i>sum of Lines 2, 3, 5 and 6</i>)	\$0.00
8. Population cap	\$194,225.00
9. Adjusted subtotal (<i>lesser of Line 7 or Line 8</i>)	\$0.00
10. Adjacent site incentive payment	\$0.00
11. Baseload incentive payment	\$0.00
12. Co-generation incentive payment	\$0.00
13. Alternative energy incentive payment	\$0.00
14. Total incentive payments (<i>sum of Lines 10 through 13</i>)	\$0.00
15. Spent nuclear fuel payment	\$0.00
16. Total Utility Aid – this is the utility aid payment listed on the front of the estimate (<i>sum of Lines 9, 14 and 15</i>)	\$0.00

Supplemental County and Municipal Aid

- Under state law, supplemental county and municipal aid paid to each county and municipality is determined by 2023 Wisconsin Act 12 (sec. 79.037, Wis. Stats.)
- For detailed information, review [county and municipal aid spreadsheet](#)

Supplemental County and Municipal Aid Calculation	
1. Prior year supplemental county and municipal aid	\$37,664.54
2. Increase due to sales tax revenue including adjustments (<i>district changes</i>)	\$866.28
3. Total Supplemental County and Municipal Aid (<i>sum of Lines 1 and 2</i>)	\$38,530.82

Expenditure Restraint Incentive Program

- Only municipalities are eligible to receive Expenditure Restraint Incentive Program (ERIP) payments
- Under state law, in 2025, each municipality will receive a payment that is equal to the amount of the payment received by the municipality in 2024 (sec. 79.05(4), Wis. Stats., from 2023 WI Act 12 – notwithstanding subs. (2) and (3))

Contact Information

If you have questions, contact us at lgs@wisconsin.gov, (608) 266-8618 or (608) 261-5167.



State of Wisconsin • DEPARTMENT OF REVENUE

DIVISION OF STATE AND LOCAL FINANCE • BUREAU OF LOCAL GOVERNMENT SERVICES • 2135 RIMROCK RD MADISON, WI 53713

Mailing Address:
PO Box 8971 #6-97
Madison WI 53708-8971
Fax: (608) 264-6887
lgs@wisconsin.gov

September 13, 2024

LESA DAHLSTROM
TOWN OF BASHAW
W8885 COUNTY HWY B
SHELL LAKE WI 54871

Notice of Shared Revenue – 2025 Original Estimate

Notice Information

The Wisconsin Department of Revenue (DOR) is providing the **estimated** shared revenue amounts your local government will receive in 2025 under current state law for county and municipal aid, supplemental county and municipal aid, utility aid and the expenditure restraint incentive program. This does not include adjustments, shown on the July and November payment notices.

District	TOWN OF BASHAW	County	WASHBURN	Co-muni code	65-004
-----------------	----------------	---------------	----------	---------------------	--------

Estimate Information

For an explanation of each aid payment listed below, review the additional information in this notice.

2025 Original Estimate	
1. County and municipal aid	\$28,664.05
2. Utility aid	\$0.00
3. Supplemental county and municipal aid	\$49,339.00
4. Expenditure restraint incentive program	\$0.00
5. Total Estimated 2025 Payments (sum of Lines 1-4)	\$78,003.05

Payment Information

Your local government will receive two distributions in 2025 :

- July 28, 2025: 15% of Line 1, 2, and 3 and 100% of Line 4 (*shown above*)
- November 17, 2025: balance of your 2025 aid payments

County and Municipal Aid

Under state law, the county and municipal aid paid to each county and municipality must be equal to the amount determined in 2012 (sec. 79.036, Wis. Stats.) and adjusted for fallen protective services insurance reimbursement (sec. 79.036(4), Wis. Stats.).

County and Municipal Aid Calculation	
1. Prior year county and municipal aid	\$28,021.62
2. Increase due to sales tax revenue, including adjustments (<i>district changes</i>)	\$644.50
3. Fallen protective services insurance adjustment	-\$2.07
4. Fallen protective services insurance reimbursement (<i>reported to DOR</i>)	\$0.00
5. Total County and Municipal Aid (sum of Lines 1-4)	\$28,664.05

Utility Aid

- Under state law, utility aid is distributed to each county and municipality where tax-exempt utility property is located (sec. 79.04, Wis. Stats.)
- Utility companies report utility property information to DOR annually
- DOR uses the provided information to accurately calculate utility aid (*shown below*)

Utility Aid Calculation	
1. Net book value, <i>as of December 31, 2024 (including expected additions/retirements)</i>	\$0.00
2. Total net book value payment	\$0.00
3. Minimum payment	\$0.00
4. Megawatt capacity	0.0
5. Megawatt capacity payment	\$0.00
6. Closed/decommissioned production plant (phased down) payment	\$0.00
7. Subtotal (<i>sum of Lines 2, 3, 5 and 6</i>)	\$0.00
8. Population cap	\$457,300.00
9. Adjusted subtotal (<i>lesser of Line 7 or Line 8</i>)	\$0.00
10. Adjacent site incentive payment	\$0.00
11. Baseload incentive payment	\$0.00
12. Co-generation incentive payment	\$0.00
13. Alternative energy incentive payment	\$0.00
14. Total incentive payments (<i>sum of Lines 10 through 13</i>)	\$0.00
15. Spent nuclear fuel payment	\$0.00
16. Total Utility Aid – this is the utility aid payment listed on the front of the estimate (<i>sum of Lines 9, 14 and 15</i>)	\$0.00

Supplemental County and Municipal Aid

- Under state law, supplemental county and municipal aid paid to each county and municipality is determined by 2023 Wisconsin Act 12 (sec. 79.037, Wis. Stats.)
- For detailed information, review [county and municipal aid spreadsheet](#)

Supplemental County and Municipal Aid Calculation	
1. Prior year supplemental county and municipal aid	\$48,229.72
2. Increase due to sales tax revenue including adjustments (<i>district changes</i>)	\$1,109.28
3. Total Supplemental County and Municipal Aid (<i>sum of Lines 1 and 2</i>)	\$49,339.00

Expenditure Restraint Incentive Program

- Only municipalities are eligible to receive Expenditure Restraint Incentive Program (ERIP) payments
- Under state law, in 2025, each municipality will receive a payment that is equal to the amount of the payment received by the municipality in 2024 (sec. 79.05(4), Wis. Stats., from 2023 WI Act 12 – notwithstanding subs. (2) and (3))

Contact Information

If you have questions, contact us at lgs@wisconsin.gov, (608) 266-8618 or (608) 261-5167.



State of Wisconsin • DEPARTMENT OF REVENUE

DIVISION OF STATE AND LOCAL FINANCE • BUREAU OF LOCAL GOVERNMENT SERVICES • 2135 RIMROCK RD MADISON, WI 53713

Mailing Address:
PO Box 8971 #6-97
Madison WI 53708-8971
Fax: (608) 264-6887
lgs@wisconsin.gov

September 13, 2024

JERI BOYCE
TOWN OF BASS LAKE
PO BOX 70, W2103 TOWN HALL RD
SPRINGBROOK WI 54875-9611

Notice of Shared Revenue – 2025 Original Estimate

Notice Information

The Wisconsin Department of Revenue (DOR) is providing the **estimated** shared revenue amounts your local government will receive in 2025 under current state law for county and municipal aid, supplemental county and municipal aid, utility aid and the expenditure restraint incentive program. This does not include adjustments, shown on the July and November payment notices.

District	TOWN OF BASS LAKE	County	WASHBURN	Co-muni code	65-006
-----------------	-------------------	---------------	----------	---------------------	--------

Estimate Information

For an explanation of each aid payment listed below, review the additional information in this notice.

2025 Original Estimate	
1. County and municipal aid	\$12,867.52
2. Utility aid	\$836.18
3. Supplemental county and municipal aid	\$40,404.40
4. Expenditure restraint incentive program	\$0.00
5. Total Estimated 2025 Payments (sum of Lines 1-4)	\$54,108.10

Payment Information

Your local government will receive two distributions in 2025 :

- July 28, 2025: 15% of Line 1, 2, and 3 and 100% of Line 4 (*shown above*)
- November 17, 2025: balance of your 2025 aid payments

County and Municipal Aid

Under state law, the county and municipal aid paid to each county and municipality must be equal to the amount determined in 2012 (sec. 79.036, Wis. Stats.) and adjusted for fallen protective services insurance reimbursement (sec. 79.036(4), Wis. Stats.).

County and Municipal Aid Calculation	
1. Prior year county and municipal aid	\$12,579.13
2. Increase due to sales tax revenue, including adjustments (<i>district changes</i>)	\$289.32
3. Fallen protective services insurance adjustment	-\$0.93
4. Fallen protective services insurance reimbursement (<i>reported to DOR</i>)	\$0.00
5. Total County and Municipal Aid (sum of Lines 1-4)	\$12,867.52

Utility Aid

- Under state law, utility aid is distributed to each county and municipality where tax-exempt utility property is located (sec. 79.04, Wis. Stats.)
- Utility companies report utility property information to DOR annually
- DOR uses the provided information to accurately calculate utility aid (*shown below*)

Utility Aid Calculation	
1. Net book value, <i>as of December 31, 2024 (including expected additions/retirements)</i>	\$278,726.00
2. Total net book value payment	\$836.18
3. Minimum payment	\$0.00
4. Megawatt capacity	0.0
5. Megawatt capacity payment	\$0.00
6. Closed/decommissioned production plant (phased down) payment	\$0.00
7. Subtotal (<i>sum of Lines 2, 3, 5 and 6</i>)	\$836.18
8. Population cap	\$255,000.00
9. Adjusted subtotal (<i>lesser of Line 7 or Line 8</i>)	\$836.18
10. Adjacent site incentive payment	\$0.00
11. Baseload incentive payment	\$0.00
12. Co-generation incentive payment	\$0.00
13. Alternative energy incentive payment	\$0.00
14. Total incentive payments (<i>sum of Lines 10 through 13</i>)	\$0.00
15. Spent nuclear fuel payment	\$0.00
16. Total Utility Aid – this is the utility aid payment listed on the front of the estimate (<i>sum of Lines 9, 14 and 15</i>)	\$836.18

Supplemental County and Municipal Aid

- Under state law, supplemental county and municipal aid paid to each county and municipality is determined by 2023 Wisconsin Act 12 (sec. 79.037, Wis. Stats.)
- For detailed information, review [county and municipal aid spreadsheet](#)

Supplemental County and Municipal Aid Calculation	
1. Prior year supplemental county and municipal aid	\$39,495.99
2. Increase due to sales tax revenue including adjustments (<i>district changes</i>)	\$908.41
3. Total Supplemental County and Municipal Aid (<i>sum of Lines 1 and 2</i>)	\$40,404.40

Expenditure Restraint Incentive Program

- Only municipalities are eligible to receive Expenditure Restraint Incentive Program (ERIP) payments
- Under state law, in 2025, each municipality will receive a payment that is equal to the amount of the payment received by the municipality in 2024 (sec. 79.05(4), Wis. Stats., from 2023 WI Act 12 – notwithstanding subs. (2) and (3))

Contact Information

If you have questions, contact us at lgs@wisconsin.gov, (608) 266-8618 or (608) 261-5167.



State of Wisconsin • DEPARTMENT OF REVENUE

DIVISION OF STATE AND LOCAL FINANCE • BUREAU OF LOCAL GOVERNMENT SERVICES • 2135 RIMROCK RD MADISON, WI 53713

Mailing Address:
PO Box 8971 #6-97
Madison WI 53708-8971
Fax: (608) 264-6887
lgs@wisconsin.gov

September 13, 2024

NANCY ERICKSON
TOWN OF BEAVER BROOK
W5177 HWY 70
SPOONER WI 54801

Notice of Shared Revenue – 2025 Original Estimate

Notice Information

The Wisconsin Department of Revenue (DOR) is providing the **estimated** shared revenue amounts your local government will receive in 2025 under current state law for county and municipal aid, supplemental county and municipal aid, utility aid and the expenditure restraint incentive program. This does not include adjustments, shown on the July and November payment notices.

District	TOWN OF BEAVER BROOK	County	WASHBURN	Co-muni code	65-008
-----------------	----------------------	---------------	----------	---------------------	--------

Estimate Information

For an explanation of each aid payment listed below, review the additional information in this notice.

2025 Original Estimate	
1. County and municipal aid	\$18,762.61
2. Utility aid	\$6,660.88
3. Supplemental county and municipal aid	\$44,528.79
4. Expenditure restraint incentive program	\$0.00
5. Total Estimated 2025 Payments (sum of Lines 1-4)	\$69,952.28

Payment Information

Your local government will receive two distributions in 2025 :

- July 28, 2025: 15% of Line 1, 2, and 3 and 100% of Line 4 (*shown above*)
- November 17, 2025: balance of your 2025 aid payments

County and Municipal Aid

Under state law, the county and municipal aid paid to each county and municipality must be equal to the amount determined in 2012 (sec. 79.036, Wis. Stats.) and adjusted for fallen protective services insurance reimbursement (sec. 79.036(4), Wis. Stats.).

County and Municipal Aid Calculation	
1. Prior year county and municipal aid	\$18,342.10
2. Increase due to sales tax revenue, including adjustments (<i>district changes</i>)	\$421.87
3. Fallen protective services insurance adjustment	-\$1.36
4. Fallen protective services insurance reimbursement (<i>reported to DOR</i>)	\$0.00
5. Total County and Municipal Aid (sum of Lines 1-4)	\$18,762.61

Utility Aid

- Under state law, utility aid is distributed to each county and municipality where tax-exempt utility property is located (sec. 79.04, Wis. Stats.)
- Utility companies report utility property information to DOR annually
- DOR uses the provided information to accurately calculate utility aid (*shown below*)

Utility Aid Calculation	
1. Net book value, <i>as of December 31, 2024 (including expected additions/retirements)</i>	\$2,220,292.00
2. Total net book value payment	\$6,660.88
3. Minimum payment	\$0.00
4. Megawatt capacity	0.0
5. Megawatt capacity payment	\$0.00
6. Closed/decommissioned production plant (phased down) payment	\$0.00
7. Subtotal (<i>sum of Lines 2, 3, 5 and 6</i>)	\$6,660.88
8. Population cap	\$356,575.00
9. Adjusted subtotal (<i>lesser of Line 7 or Line 8</i>)	\$6,660.88
10. Adjacent site incentive payment	\$0.00
11. Baseload incentive payment	\$0.00
12. Co-generation incentive payment	\$0.00
13. Alternative energy incentive payment	\$0.00
14. Total incentive payments (<i>sum of Lines 10 through 13</i>)	\$0.00
15. Spent nuclear fuel payment	\$0.00
16. Total Utility Aid – this is the utility aid payment listed on the front of the estimate (<i>sum of Lines 9, 14 and 15</i>)	\$6,660.88

Supplemental County and Municipal Aid

- Under state law, supplemental county and municipal aid paid to each county and municipality is determined by 2023 Wisconsin Act 12 (sec. 79.037, Wis. Stats.)
- For detailed information, review [county and municipal aid spreadsheet](#)

Supplemental County and Municipal Aid Calculation	
1. Prior year supplemental county and municipal aid	\$43,527.65
2. Increase due to sales tax revenue including adjustments (<i>district changes</i>)	\$1,001.14
3. Total Supplemental County and Municipal Aid (<i>sum of Lines 1 and 2</i>)	\$44,528.79

Expenditure Restraint Incentive Program

- Only municipalities are eligible to receive Expenditure Restraint Incentive Program (ERIP) payments
- Under state law, in 2025, each municipality will receive a payment that is equal to the amount of the payment received by the municipality in 2024 (sec. 79.05(4), Wis. Stats., from 2023 WI Act 12 – notwithstanding subs. (2) and (3))

Contact Information

If you have questions, contact us at lgs@wisconsin.gov, (608) 266-8618 or (608) 261-5167.



State of Wisconsin • DEPARTMENT OF REVENUE

DIVISION OF STATE AND LOCAL FINANCE • BUREAU OF LOCAL GOVERNMENT SERVICES • 2135 RIMROCK RD MADISON, WI 53713

Mailing Address:
PO Box 8971 #6-97
Madison WI 53708-8971
Fax: (608) 264-6887
lgs@wisconsin.gov

September 13, 2024

NICOLE MINNICK
TOWN OF BIRCHWOOD
N1549 COUNTY ROAD T
BIRCHWOOD WI 54817

Notice of Shared Revenue – 2025 Original Estimate

Notice Information

The Wisconsin Department of Revenue (DOR) is providing the **estimated** shared revenue amounts your local government will receive in 2025 under current state law for county and municipal aid, supplemental county and municipal aid, utility aid and the expenditure restraint incentive program. This does not include adjustments, shown on the July and November payment notices.

District	TOWN OF BIRCHWOOD	County	WASHBURN	Co-muni code	65-010
-----------------	-------------------	---------------	----------	---------------------	--------

Estimate Information

For an explanation of each aid payment listed below, review the additional information in this notice.

2025 Original Estimate	
1. County and municipal aid	\$11,186.77
2. Utility aid	\$0.00
3. Supplemental county and municipal aid	\$41,229.38
4. Expenditure restraint incentive program	\$0.00
5. Total Estimated 2025 Payments (sum of Lines 1-4)	\$52,416.15

Payment Information

Your local government will receive two distributions in 2025 :

- July 28, 2025: 15% of Line 1, 2, and 3 and 100% of Line 4 (*shown above*)
- November 17, 2025: balance of your 2025 aid payments

County and Municipal Aid

Under state law, the county and municipal aid paid to each county and municipality must be equal to the amount determined in 2012 (sec. 79.036, Wis. Stats.) and adjusted for fallen protective services insurance reimbursement (sec. 79.036(4), Wis. Stats.).

County and Municipal Aid Calculation	
1. Prior year county and municipal aid	\$10,936.05
2. Increase due to sales tax revenue, including adjustments (<i>district changes</i>)	\$251.53
3. Fallen protective services insurance adjustment	-\$0.81
4. Fallen protective services insurance reimbursement (<i>reported to DOR</i>)	\$0.00
5. Total County and Municipal Aid (sum of Lines 1-4)	\$11,186.77

Utility Aid

- Under state law, utility aid is distributed to each county and municipality where tax-exempt utility property is located (sec. 79.04, Wis. Stats.)
- Utility companies report utility property information to DOR annually
- DOR uses the provided information to accurately calculate utility aid (*shown below*)

Utility Aid Calculation	
1. Net book value, <i>as of December 31, 2024 (including expected additions/retirements)</i>	\$0.00
2. Total net book value payment	\$0.00
3. Minimum payment	\$0.00
4. Megawatt capacity	0.0
5. Megawatt capacity payment	\$0.00
6. Closed/decommissioned production plant (phased down) payment	\$0.00
7. Subtotal (<i>sum of Lines 2, 3, 5 and 6</i>)	\$0.00
8. Population cap	\$264,350.00
9. Adjusted subtotal (<i>lesser of Line 7 or Line 8</i>)	\$0.00
10. Adjacent site incentive payment	\$0.00
11. Baseload incentive payment	\$0.00
12. Co-generation incentive payment	\$0.00
13. Alternative energy incentive payment	\$0.00
14. Total incentive payments (<i>sum of Lines 10 through 13</i>)	\$0.00
15. Spent nuclear fuel payment	\$0.00
16. Total Utility Aid – this is the utility aid payment listed on the front of the estimate (<i>sum of Lines 9, 14 and 15</i>)	\$0.00

Supplemental County and Municipal Aid

- Under state law, supplemental county and municipal aid paid to each county and municipality is determined by 2023 Wisconsin Act 12 (sec. 79.037, Wis. Stats.)
- For detailed information, review [county and municipal aid spreadsheet](#)

Supplemental County and Municipal Aid Calculation	
1. Prior year supplemental county and municipal aid	\$40,302.42
2. Increase due to sales tax revenue including adjustments (<i>district changes</i>)	\$926.96
3. Total Supplemental County and Municipal Aid (<i>sum of Lines 1 and 2</i>)	\$41,229.38

Expenditure Restraint Incentive Program

- Only municipalities are eligible to receive Expenditure Restraint Incentive Program (ERIP) payments
- Under state law, in 2025, each municipality will receive a payment that is equal to the amount of the payment received by the municipality in 2024 (sec. 79.05(4), Wis. Stats., from 2023 WI Act 12 – notwithstanding subs. (2) and (3))

Contact Information

If you have questions, contact us at lgs@wisconsin.gov, (608) 266-8618 or (608) 261-5167.



State of Wisconsin • DEPARTMENT OF REVENUE

DIVISION OF STATE AND LOCAL FINANCE • BUREAU OF LOCAL GOVERNMENT SERVICES • 2135 RIMROCK RD MADISON, WI 53713

Mailing Address:
PO Box 8971 #6-97
Madison WI 53708-8971
Fax: (608) 264-6887
lgs@wisconsin.gov

September 13, 2024

CHRISTY DAVIS
TOWN OF BROOKLYN
N10399 LAKESIDE RD
TREGO WI 54888-9224

Notice of Shared Revenue – 2025 Original Estimate

Notice Information

The Wisconsin Department of Revenue (DOR) is providing the **estimated** shared revenue amounts your local government will receive in 2025 under current state law for county and municipal aid, supplemental county and municipal aid, utility aid and the expenditure restraint incentive program. This does not include adjustments, shown on the July and November payment notices.

District	TOWN OF BROOKLYN	County	WASHBURN	Co-muni code	65-012
-----------------	------------------	---------------	----------	---------------------	--------

Estimate Information

For an explanation of each aid payment listed below, review the additional information in this notice.

2025 Original Estimate	
1. County and municipal aid	\$15,492.65
2. Utility aid	\$0.00
3. Supplemental county and municipal aid	\$36,020.87
4. Expenditure restraint incentive program	\$0.00
5. Total Estimated 2025 Payments (sum of Lines 1-4)	\$51,513.52

Payment Information

Your local government will receive two distributions in 2025 :

- July 28, 2025: 15% of Line 1, 2, and 3 and 100% of Line 4 (*shown above*)
- November 17, 2025: balance of your 2025 aid payments

County and Municipal Aid

Under state law, the county and municipal aid paid to each county and municipality must be equal to the amount determined in 2012 (sec. 79.036, Wis. Stats.) and adjusted for fallen protective services insurance reimbursement (sec. 79.036(4), Wis. Stats.).

County and Municipal Aid Calculation	
1. Prior year county and municipal aid	\$15,145.43
2. Increase due to sales tax revenue, including adjustments (<i>district changes</i>)	\$348.34
3. Fallen protective services insurance adjustment	-\$1.12
4. Fallen protective services insurance reimbursement (<i>reported to DOR</i>)	\$0.00
5. Total County and Municipal Aid (sum of Lines 1-4)	\$15,492.65

Utility Aid

- Under state law, utility aid is distributed to each county and municipality where tax-exempt utility property is located (sec. 79.04, Wis. Stats.)
- Utility companies report utility property information to DOR annually
- DOR uses the provided information to accurately calculate utility aid (*shown below*)

Utility Aid Calculation	
1. Net book value, <i>as of December 31, 2024 (including expected additions/retirements)</i>	\$0.00
2. Total net book value payment	\$0.00
3. Minimum payment	\$0.00
4. Megawatt capacity	0.0
5. Megawatt capacity payment	\$0.00
6. Closed/decommissioned production plant (phased down) payment	\$0.00
7. Subtotal (<i>sum of Lines 2, 3, 5 and 6</i>)	\$0.00
8. Population cap	\$129,625.00
9. Adjusted subtotal (<i>lesser of Line 7 or Line 8</i>)	\$0.00
10. Adjacent site incentive payment	\$0.00
11. Baseload incentive payment	\$0.00
12. Co-generation incentive payment	\$0.00
13. Alternative energy incentive payment	\$0.00
14. Total incentive payments (<i>sum of Lines 10 through 13</i>)	\$0.00
15. Spent nuclear fuel payment	\$0.00
16. Total Utility Aid – this is the utility aid payment listed on the front of the estimate (<i>sum of Lines 9, 14 and 15</i>)	\$0.00

Supplemental County and Municipal Aid

- Under state law, supplemental county and municipal aid paid to each county and municipality is determined by 2023 Wisconsin Act 12 (sec. 79.037, Wis. Stats.)
- For detailed information, review [county and municipal aid spreadsheet](#)

Supplemental County and Municipal Aid Calculation	
1. Prior year supplemental county and municipal aid	\$35,211.02
2. Increase due to sales tax revenue including adjustments (<i>district changes</i>)	\$809.85
3. Total Supplemental County and Municipal Aid (<i>sum of Lines 1 and 2</i>)	\$36,020.87

Expenditure Restraint Incentive Program

- Only municipalities are eligible to receive Expenditure Restraint Incentive Program (ERIP) payments
- Under state law, in 2025, each municipality will receive a payment that is equal to the amount of the payment received by the municipality in 2024 (sec. 79.05(4), Wis. Stats., from 2023 WI Act 12 – notwithstanding subs. (2) and (3))

Contact Information

If you have questions, contact us at lgs@wisconsin.gov, (608) 266-8618 or (608) 261-5167.



State of Wisconsin • DEPARTMENT OF REVENUE

DIVISION OF STATE AND LOCAL FINANCE • BUREAU OF LOCAL GOVERNMENT SERVICES • 2135 RIMROCK RD MADISON, WI 53713

Mailing Address:
PO Box 8971 #6-97
Madison WI 53708-8971
Fax: (608) 264-6887
lgs@wisconsin.gov

September 13, 2024

CORINNE SLABAUGH
TOWN OF CASEY
W7920 COUNTY HIGHWAY E
SPOONER WI 54801-8449

Notice of Shared Revenue – 2025 Original Estimate

Notice Information

The Wisconsin Department of Revenue (DOR) is providing the **estimated** shared revenue amounts your local government will receive in 2025 under current state law for county and municipal aid, supplemental county and municipal aid, utility aid and the expenditure restraint incentive program. This does not include adjustments, shown on the July and November payment notices.

District	TOWN OF CASEY	County	WASHBURN	Co-muni code	65-014
-----------------	---------------	---------------	----------	---------------------	--------

Estimate Information

For an explanation of each aid payment listed below, review the additional information in this notice.

2025 Original Estimate	
1. County and municipal aid	\$6,275.98
2. Utility aid	\$0.00
3. Supplemental county and municipal aid	\$37,465.01
4. Expenditure restraint incentive program	\$0.00
5. Total Estimated 2025 Payments (sum of Lines 1-4)	\$43,740.99

Payment Information

Your local government will receive two distributions in 2025 :

- July 28, 2025: 15% of Line 1, 2, and 3 and 100% of Line 4 (*shown above*)
- November 17, 2025: balance of your 2025 aid payments

County and Municipal Aid

Under state law, the county and municipal aid paid to each county and municipality must be equal to the amount determined in 2012 (sec. 79.036, Wis. Stats.) and adjusted for fallen protective services insurance reimbursement (sec. 79.036(4), Wis. Stats.).

County and Municipal Aid Calculation	
1. Prior year county and municipal aid	\$6,135.32
2. Increase due to sales tax revenue, including adjustments (<i>district changes</i>)	\$141.11
3. Fallen protective services insurance adjustment	-\$0.45
4. Fallen protective services insurance reimbursement (<i>reported to DOR</i>)	\$0.00
5. Total County and Municipal Aid (sum of Lines 1-4)	\$6,275.98

Utility Aid

- Under state law, utility aid is distributed to each county and municipality where tax-exempt utility property is located (sec. 79.04, Wis. Stats.)
- Utility companies report utility property information to DOR annually
- DOR uses the provided information to accurately calculate utility aid (*shown below*)

Utility Aid Calculation	
1. Net book value, <i>as of December 31, 2024 (including expected additions/retirements)</i>	\$0.00
2. Total net book value payment	\$0.00
3. Minimum payment	\$0.00
4. Megawatt capacity	0.0
5. Megawatt capacity payment	\$0.00
6. Closed/decommissioned production plant (phased down) payment	\$0.00
7. Subtotal (<i>sum of Lines 2, 3, 5 and 6</i>)	\$0.00
8. Population cap	\$167,025.00
9. Adjusted subtotal (<i>lesser of Line 7 or Line 8</i>)	\$0.00
10. Adjacent site incentive payment	\$0.00
11. Baseload incentive payment	\$0.00
12. Co-generation incentive payment	\$0.00
13. Alternative energy incentive payment	\$0.00
14. Total incentive payments (<i>sum of Lines 10 through 13</i>)	\$0.00
15. Spent nuclear fuel payment	\$0.00
16. Total Utility Aid – this is the utility aid payment listed on the front of the estimate (<i>sum of Lines 9, 14 and 15</i>)	\$0.00

Supplemental County and Municipal Aid

- Under state law, supplemental county and municipal aid paid to each county and municipality is determined by 2023 Wisconsin Act 12 (sec. 79.037, Wis. Stats.)
- For detailed information, review [county and municipal aid spreadsheet](#)

Supplemental County and Municipal Aid Calculation	
1. Prior year supplemental county and municipal aid	\$36,622.69
2. Increase due to sales tax revenue including adjustments (<i>district changes</i>)	\$842.32
3. Total Supplemental County and Municipal Aid (<i>sum of Lines 1 and 2</i>)	\$37,465.01

Expenditure Restraint Incentive Program

- Only municipalities are eligible to receive Expenditure Restraint Incentive Program (ERIP) payments
- Under state law, in 2025, each municipality will receive a payment that is equal to the amount of the payment received by the municipality in 2024 (sec. 79.05(4), Wis. Stats., from 2023 WI Act 12 – notwithstanding subs. (2) and (3))

Contact Information

If you have questions, contact us at lgs@wisconsin.gov, (608) 266-8618 or (608) 261-5167.



State of Wisconsin • DEPARTMENT OF REVENUE

DIVISION OF STATE AND LOCAL FINANCE • BUREAU OF LOCAL GOVERNMENT SERVICES • 2135 RIMROCK RD MADISON, WI 53713

Mailing Address:
PO Box 8971 #6-97
Madison WI 53708-8971
Fax: (608) 264-6887
lgs@wisconsin.gov

September 13, 2024

TERESA CORRIE
TOWN OF CHICOG
N11867 BRANCEL RD
MINONG WI 54859-8903

Notice of Shared Revenue – 2025 Original Estimate

Notice Information

The Wisconsin Department of Revenue (DOR) is providing the **estimated** shared revenue amounts your local government will receive in 2025 under current state law for county and municipal aid, supplemental county and municipal aid, utility aid and the expenditure restraint incentive program. This does not include adjustments, shown on the July and November payment notices.

District	TOWN OF CHICOG	County	WASHBURN	Co-muni code	65-016
-----------------	----------------	---------------	----------	---------------------	--------

Estimate Information

For an explanation of each aid payment listed below, review the additional information in this notice.

2025 Original Estimate	
1. County and municipal aid	\$2,842.24
2. Utility aid	\$0.00
3. Supplemental county and municipal aid	\$35,728.59
4. Expenditure restraint incentive program	\$0.00
5. Total Estimated 2025 Payments (sum of Lines 1-4)	\$38,570.83

Payment Information

Your local government will receive two distributions in 2025 :

- July 28, 2025: 15% of Line 1, 2, and 3 and 100% of Line 4 (*shown above*)
- November 17, 2025: balance of your 2025 aid payments

County and Municipal Aid

Under state law, the county and municipal aid paid to each county and municipality must be equal to the amount determined in 2012 (sec. 79.036, Wis. Stats.) and adjusted for fallen protective services insurance reimbursement (sec. 79.036(4), Wis. Stats.).

County and Municipal Aid Calculation	
1. Prior year county and municipal aid	\$2,778.54
2. Increase due to sales tax revenue, including adjustments (<i>district changes</i>)	\$63.91
3. Fallen protective services insurance adjustment	-\$0.21
4. Fallen protective services insurance reimbursement (<i>reported to DOR</i>)	\$0.00
5. Total County and Municipal Aid (sum of Lines 1-4)	\$2,842.24

Utility Aid

- Under state law, utility aid is distributed to each county and municipality where tax-exempt utility property is located (sec. 79.04, Wis. Stats.)
- Utility companies report utility property information to DOR annually
- DOR uses the provided information to accurately calculate utility aid (*shown below*)

Utility Aid Calculation	
1. Net book value, <i>as of December 31, 2024 (including expected additions/retirements)</i>	\$0.00
2. Total net book value payment	\$0.00
3. Minimum payment	\$0.00
4. Megawatt capacity	0.0
5. Megawatt capacity payment	\$0.00
6. Closed/decommissioned production plant (phased down) payment	\$0.00
7. Subtotal (<i>sum of Lines 2, 3, 5 and 6</i>)	\$0.00
8. Population cap	\$124,950.00
9. Adjusted subtotal (<i>lesser of Line 7 or Line 8</i>)	\$0.00
10. Adjacent site incentive payment	\$0.00
11. Baseload incentive payment	\$0.00
12. Co-generation incentive payment	\$0.00
13. Alternative energy incentive payment	\$0.00
14. Total incentive payments (<i>sum of Lines 10 through 13</i>)	\$0.00
15. Spent nuclear fuel payment	\$0.00
16. Total Utility Aid – this is the utility aid payment listed on the front of the estimate (<i>sum of Lines 9, 14 and 15</i>)	\$0.00

Supplemental County and Municipal Aid

- Under state law, supplemental county and municipal aid paid to each county and municipality is determined by 2023 Wisconsin Act 12 (sec. 79.037, Wis. Stats.)
- For detailed information, review [county and municipal aid spreadsheet](#)

Supplemental County and Municipal Aid Calculation	
1. Prior year supplemental county and municipal aid	\$34,925.31
2. Increase due to sales tax revenue including adjustments (<i>district changes</i>)	\$803.28
3. Total Supplemental County and Municipal Aid (<i>sum of Lines 1 and 2</i>)	\$35,728.59

Expenditure Restraint Incentive Program

- Only municipalities are eligible to receive Expenditure Restraint Incentive Program (ERIP) payments
- Under state law, in 2025, each municipality will receive a payment that is equal to the amount of the payment received by the municipality in 2024 (sec. 79.05(4), Wis. Stats., from 2023 WI Act 12 – notwithstanding subs. (2) and (3))

Contact Information

If you have questions, contact us at lgs@wisconsin.gov, (608) 266-8618 or (608) 261-5167.



State of Wisconsin • DEPARTMENT OF REVENUE

DIVISION OF STATE AND LOCAL FINANCE • BUREAU OF LOCAL GOVERNMENT SERVICES • 2135 RIMROCK RD MADISON, WI 53713

Mailing Address:
PO Box 8971 #6-97
Madison WI 53708-8971
Fax: (608) 264-6887
lgs@wisconsin.gov

September 13, 2024

ABIGAIL SCHMIDT
TOWN OF CRYSTAL
W3234 2ND AVE
SPOONER WI 54801-7293

Notice of Shared Revenue – 2025 Original Estimate

Notice Information

The Wisconsin Department of Revenue (DOR) is providing the **estimated** shared revenue amounts your local government will receive in 2025 under current state law for county and municipal aid, supplemental county and municipal aid, utility aid and the expenditure restraint incentive program. This does not include adjustments, shown on the July and November payment notices.

District	TOWN OF CRYSTAL	County	WASHBURN	Co-muni code	65-018
-----------------	-----------------	---------------	----------	---------------------	--------

Estimate Information

For an explanation of each aid payment listed below, review the additional information in this notice.

2025 Original Estimate	
1. County and municipal aid	\$9,451.86
2. Utility aid	\$0.00
3. Supplemental county and municipal aid	\$35,573.84
4. Expenditure restraint incentive program	\$0.00
5. Total Estimated 2025 Payments (sum of Lines 1-4)	\$45,025.70

Payment Information

Your local government will receive two distributions in 2025 :

- July 28, 2025: 15% of Line 1, 2, and 3 and 100% of Line 4 (*shown above*)
- November 17, 2025: balance of your 2025 aid payments

County and Municipal Aid

Under state law, the county and municipal aid paid to each county and municipality must be equal to the amount determined in 2012 (sec. 79.036, Wis. Stats.) and adjusted for fallen protective services insurance reimbursement (sec. 79.036(4), Wis. Stats.).

County and Municipal Aid Calculation	
1. Prior year county and municipal aid	\$9,240.02
2. Increase due to sales tax revenue, including adjustments (<i>district changes</i>)	\$212.52
3. Fallen protective services insurance adjustment	-\$0.68
4. Fallen protective services insurance reimbursement (<i>reported to DOR</i>)	\$0.00
5. Total County and Municipal Aid (sum of Lines 1-4)	\$9,451.86

Utility Aid

- Under state law, utility aid is distributed to each county and municipality where tax-exempt utility property is located (sec. 79.04, Wis. Stats.)
- Utility companies report utility property information to DOR annually
- DOR uses the provided information to accurately calculate utility aid (*shown below*)

Utility Aid Calculation	
1. Net book value, <i>as of December 31, 2024 (including expected additions/retirements)</i>	\$0.00
2. Total net book value payment	\$0.00
3. Minimum payment	\$0.00
4. Megawatt capacity	0.0
5. Megawatt capacity payment	\$0.00
6. Closed/decommissioned production plant (phased down) payment	\$0.00
7. Subtotal (<i>sum of Lines 2, 3, 5 and 6</i>)	\$0.00
8. Population cap	\$122,400.00
9. Adjusted subtotal (<i>lesser of Line 7 or Line 8</i>)	\$0.00
10. Adjacent site incentive payment	\$0.00
11. Baseload incentive payment	\$0.00
12. Co-generation incentive payment	\$0.00
13. Alternative energy incentive payment	\$0.00
14. Total incentive payments (<i>sum of Lines 10 through 13</i>)	\$0.00
15. Spent nuclear fuel payment	\$0.00
16. Total Utility Aid – this is the utility aid payment listed on the front of the estimate (<i>sum of Lines 9, 14 and 15</i>)	\$0.00

Supplemental County and Municipal Aid

- Under state law, supplemental county and municipal aid paid to each county and municipality is determined by 2023 Wisconsin Act 12 (sec. 79.037, Wis. Stats.)
- For detailed information, review [county and municipal aid spreadsheet](#)

Supplemental County and Municipal Aid Calculation	
1. Prior year supplemental county and municipal aid	\$34,774.04
2. Increase due to sales tax revenue including adjustments (<i>district changes</i>)	\$799.80
3. Total Supplemental County and Municipal Aid (<i>sum of Lines 1 and 2</i>)	\$35,573.84

Expenditure Restraint Incentive Program

- Only municipalities are eligible to receive Expenditure Restraint Incentive Program (ERIP) payments
- Under state law, in 2025, each municipality will receive a payment that is equal to the amount of the payment received by the municipality in 2024 (sec. 79.05(4), Wis. Stats., from 2023 WI Act 12 – notwithstanding subs. (2) and (3))

Contact Information

If you have questions, contact us at lgs@wisconsin.gov, (608) 266-8618 or (608) 261-5167.



State of Wisconsin • DEPARTMENT OF REVENUE

DIVISION OF STATE AND LOCAL FINANCE • BUREAU OF LOCAL GOVERNMENT SERVICES • 2135 RIMROCK RD MADISON, WI 53713

Mailing Address:
PO Box 8971 #6-97
Madison WI 53708-8971
Fax: (608) 264-6887
lgs@wisconsin.gov

September 13, 2024

JULIE KESSLER
TOWN OF EVERGREEN
W8896 CARLTON ROAD
SPOONER WI 54801

Notice of Shared Revenue – 2025 Original Estimate

Notice Information

The Wisconsin Department of Revenue (DOR) is providing the **estimated** shared revenue amounts your local government will receive in 2025 under current state law for county and municipal aid, supplemental county and municipal aid, utility aid and the expenditure restraint incentive program. This does not include adjustments, shown on the July and November payment notices.

District	TOWN OF EVERGREEN	County	WASHBURN	Co-muni code	65-020
-----------------	-------------------	---------------	----------	---------------------	--------

Estimate Information

For an explanation of each aid payment listed below, review the additional information in this notice.

2025 Original Estimate	
1. County and municipal aid	\$17,708.67
2. Utility aid	\$0.00
3. Supplemental county and municipal aid	\$51,331.32
4. Expenditure restraint incentive program	\$0.00
5. Total Estimated 2025 Payments (sum of Lines 1-4)	\$69,039.99

Payment Information

Your local government will receive two distributions in 2025 :

- July 28, 2025: 15% of Line 1, 2, and 3 and 100% of Line 4 (*shown above*)
- November 17, 2025: balance of your 2025 aid payments

County and Municipal Aid

Under state law, the county and municipal aid paid to each county and municipality must be equal to the amount determined in 2012 (sec. 79.036, Wis. Stats.) and adjusted for fallen protective services insurance reimbursement (sec. 79.036(4), Wis. Stats.).

County and Municipal Aid Calculation	
1. Prior year county and municipal aid	\$17,311.78
2. Increase due to sales tax revenue, including adjustments (<i>district changes</i>)	\$398.17
3. Fallen protective services insurance adjustment	-\$1.28
4. Fallen protective services insurance reimbursement (<i>reported to DOR</i>)	\$0.00
5. Total County and Municipal Aid (sum of Lines 1-4)	\$17,708.67

Utility Aid

- Under state law, utility aid is distributed to each county and municipality where tax-exempt utility property is located (sec. 79.04, Wis. Stats.)
- Utility companies report utility property information to DOR annually
- DOR uses the provided information to accurately calculate utility aid (*shown below*)

Utility Aid Calculation	
1. Net book value, <i>as of December 31, 2024 (including expected additions/retirements)</i>	\$0.00
2. Total net book value payment	\$0.00
3. Minimum payment	\$0.00
4. Megawatt capacity	0.0
5. Megawatt capacity payment	\$0.00
6. Closed/decommissioned production plant (phased down) payment	\$0.00
7. Subtotal (<i>sum of Lines 2, 3, 5 and 6</i>)	\$0.00
8. Population cap	\$521,475.00
9. Adjusted subtotal (<i>lesser of Line 7 or Line 8</i>)	\$0.00
10. Adjacent site incentive payment	\$0.00
11. Baseload incentive payment	\$0.00
12. Co-generation incentive payment	\$0.00
13. Alternative energy incentive payment	\$0.00
14. Total incentive payments (<i>sum of Lines 10 through 13</i>)	\$0.00
15. Spent nuclear fuel payment	\$0.00
16. Total Utility Aid – this is the utility aid payment listed on the front of the estimate (<i>sum of Lines 9, 14 and 15</i>)	\$0.00

Supplemental County and Municipal Aid

- Under state law, supplemental county and municipal aid paid to each county and municipality is determined by 2023 Wisconsin Act 12 (sec. 79.037, Wis. Stats.)
- For detailed information, review [county and municipal aid spreadsheet](#)

Supplemental County and Municipal Aid Calculation	
1. Prior year supplemental county and municipal aid	\$50,177.24
2. Increase due to sales tax revenue including adjustments (<i>district changes</i>)	\$1,154.08
3. Total Supplemental County and Municipal Aid (<i>sum of Lines 1 and 2</i>)	\$51,331.32

Expenditure Restraint Incentive Program

- Only municipalities are eligible to receive Expenditure Restraint Incentive Program (ERIP) payments
- Under state law, in 2025, each municipality will receive a payment that is equal to the amount of the payment received by the municipality in 2024 (sec. 79.05(4), Wis. Stats., from 2023 WI Act 12 – notwithstanding subs. (2) and (3))

Contact Information

If you have questions, contact us at lgs@wisconsin.gov, (608) 266-8618 or (608) 261-5167.



State of Wisconsin • DEPARTMENT OF REVENUE

DIVISION OF STATE AND LOCAL FINANCE • BUREAU OF LOCAL GOVERNMENT SERVICES • 2135 RIMROCK RD MADISON, WI 53713

Mailing Address:
PO Box 8971 #6-97
Madison WI 53708-8971
Fax: (608) 264-6887
lgs@wisconsin.gov

September 13, 2024

JO DENNINGER
TOWN OF FROG CREEK
W3936 FROG CREEK RD
MINONG WI 54859-9107

Notice of Shared Revenue – 2025 Original Estimate

Notice Information

The Wisconsin Department of Revenue (DOR) is providing the **estimated** shared revenue amounts your local government will receive in 2025 under current state law for county and municipal aid, supplemental county and municipal aid, utility aid and the expenditure restraint incentive program. This does not include adjustments, shown on the July and November payment notices.

District	TOWN OF FROG CREEK	County	WASHBURN	Co-muni code	65-022
-----------------	--------------------	---------------	----------	---------------------	--------

Estimate Information

For an explanation of each aid payment listed below, review the additional information in this notice.

2025 Original Estimate	
1. County and municipal aid	\$18,102.57
2. Utility aid	\$452.43
3. Supplemental county and municipal aid	\$32,874.19
4. Expenditure restraint incentive program	\$0.00
5. Total Estimated 2025 Payments (sum of Lines 1-4)	\$51,429.19

Payment Information

Your local government will receive two distributions in 2025 :

- July 28, 2025: 15% of Line 1, 2, and 3 and 100% of Line 4 (*shown above*)
- November 17, 2025: balance of your 2025 aid payments

County and Municipal Aid

Under state law, the county and municipal aid paid to each county and municipality must be equal to the amount determined in 2012 (sec. 79.036, Wis. Stats.) and adjusted for fallen protective services insurance reimbursement (sec. 79.036(4), Wis. Stats.).

County and Municipal Aid Calculation	
1. Prior year county and municipal aid	\$17,696.85
2. Increase due to sales tax revenue, including adjustments (<i>district changes</i>)	\$407.03
3. Fallen protective services insurance adjustment	-\$1.31
4. Fallen protective services insurance reimbursement (<i>reported to DOR</i>)	\$0.00
5. Total County and Municipal Aid (sum of Lines 1-4)	\$18,102.57

Utility Aid

- Under state law, utility aid is distributed to each county and municipality where tax-exempt utility property is located (sec. 79.04, Wis. Stats.)
- Utility companies report utility property information to DOR annually
- DOR uses the provided information to accurately calculate utility aid (*shown below*)

Utility Aid Calculation	
1. Net book value, <i>as of December 31, 2024 (including expected additions/retirements)</i>	\$150,810.00
2. Total net book value payment	\$452.43
3. Minimum payment	\$0.00
4. Megawatt capacity	0.0
5. Megawatt capacity payment	\$0.00
6. Closed/decommissioned production plant (phased down) payment	\$0.00
7. Subtotal (<i>sum of Lines 2, 3, 5 and 6</i>)	\$452.43
8. Population cap	\$54,400.00
9. Adjusted subtotal (<i>lesser of Line 7 or Line 8</i>)	\$452.43
10. Adjacent site incentive payment	\$0.00
11. Baseload incentive payment	\$0.00
12. Co-generation incentive payment	\$0.00
13. Alternative energy incentive payment	\$0.00
14. Total incentive payments (<i>sum of Lines 10 through 13</i>)	\$0.00
15. Spent nuclear fuel payment	\$0.00
16. Total Utility Aid – this is the utility aid payment listed on the front of the estimate (<i>sum of Lines 9, 14 and 15</i>)	\$452.43

Supplemental County and Municipal Aid

- Under state law, supplemental county and municipal aid paid to each county and municipality is determined by 2023 Wisconsin Act 12 (sec. 79.037, Wis. Stats.)
- For detailed information, review [county and municipal aid spreadsheet](#)

Supplemental County and Municipal Aid Calculation	
1. Prior year supplemental county and municipal aid	\$32,135.08
2. Increase due to sales tax revenue including adjustments (<i>district changes</i>)	\$739.11
3. Total Supplemental County and Municipal Aid (<i>sum of Lines 1 and 2</i>)	\$32,874.19

Expenditure Restraint Incentive Program

- Only municipalities are eligible to receive Expenditure Restraint Incentive Program (ERIP) payments
- Under state law, in 2025, each municipality will receive a payment that is equal to the amount of the payment received by the municipality in 2024 (sec. 79.05(4), Wis. Stats., from 2023 WI Act 12 – notwithstanding subs. (2) and (3))

Contact Information

If you have questions, contact us at lgs@wisconsin.gov, (608) 266-8618 or (608) 261-5167.



State of Wisconsin • DEPARTMENT OF REVENUE

DIVISION OF STATE AND LOCAL FINANCE • BUREAU OF LOCAL GOVERNMENT SERVICES • 2135 RIMROCK RD MADISON, WI 53713

Mailing Address:
PO Box 8971 #6-97
Madison WI 53708-8971
Fax: (608) 264-6887
lgs@wisconsin.gov

September 13, 2024

LOLITA OLSON
TOWN OF GULL LAKE
N10035 GARDNER LAKE RD
SPRINGBROOK WI 54875-9571

Notice of Shared Revenue – 2025 Original Estimate

Notice Information

The Wisconsin Department of Revenue (DOR) is providing the **estimated** shared revenue amounts your local government will receive in 2025 under current state law for county and municipal aid, supplemental county and municipal aid, utility aid and the expenditure restraint incentive program. This does not include adjustments, shown on the July and November payment notices.

District	TOWN OF GULL LAKE	County	WASHBURN	Co-muni code	65-024
-----------------	-------------------	---------------	----------	---------------------	--------

Estimate Information

For an explanation of each aid payment listed below, review the additional information in this notice.

2025 Original Estimate	
1. County and municipal aid	\$7,260.39
2. Utility aid	\$0.00
3. Supplemental county and municipal aid	\$34,095.12
4. Expenditure restraint incentive program	\$0.00
5. Total Estimated 2025 Payments (sum of Lines 1-4)	\$41,355.51

Payment Information

Your local government will receive two distributions in 2025 :

- July 28, 2025: 15% of Line 1, 2, and 3 and 100% of Line 4 (*shown above*)
- November 17, 2025: balance of your 2025 aid payments

County and Municipal Aid

Under state law, the county and municipal aid paid to each county and municipality must be equal to the amount determined in 2012 (sec. 79.036, Wis. Stats.) and adjusted for fallen protective services insurance reimbursement (sec. 79.036(4), Wis. Stats.).

County and Municipal Aid Calculation	
1. Prior year county and municipal aid	\$7,097.66
2. Increase due to sales tax revenue, including adjustments (<i>district changes</i>)	\$163.25
3. Fallen protective services insurance adjustment	-\$0.52
4. Fallen protective services insurance reimbursement (<i>reported to DOR</i>)	\$0.00
5. Total County and Municipal Aid (sum of Lines 1-4)	\$7,260.39

Utility Aid

- Under state law, utility aid is distributed to each county and municipality where tax-exempt utility property is located (sec. 79.04, Wis. Stats.)
- Utility companies report utility property information to DOR annually
- DOR uses the provided information to accurately calculate utility aid (*shown below*)

Utility Aid Calculation	
1. Net book value, <i>as of December 31, 2024 (including expected additions/retirements)</i>	\$0.00
2. Total net book value payment	\$0.00
3. Minimum payment	\$0.00
4. Megawatt capacity	0.0
5. Megawatt capacity payment	\$0.00
6. Closed/decommissioned production plant (phased down) payment	\$0.00
7. Subtotal (<i>sum of Lines 2, 3, 5 and 6</i>)	\$0.00
8. Population cap	\$84,150.00
9. Adjusted subtotal (<i>lesser of Line 7 or Line 8</i>)	\$0.00
10. Adjacent site incentive payment	\$0.00
11. Baseload incentive payment	\$0.00
12. Co-generation incentive payment	\$0.00
13. Alternative energy incentive payment	\$0.00
14. Total incentive payments (<i>sum of Lines 10 through 13</i>)	\$0.00
15. Spent nuclear fuel payment	\$0.00
16. Total Utility Aid – this is the utility aid payment listed on the front of the estimate (<i>sum of Lines 9, 14 and 15</i>)	\$0.00

Supplemental County and Municipal Aid

- Under state law, supplemental county and municipal aid paid to each county and municipality is determined by 2023 Wisconsin Act 12 (sec. 79.037, Wis. Stats.)
- For detailed information, review [county and municipal aid spreadsheet](#)

Supplemental County and Municipal Aid Calculation	
1. Prior year supplemental county and municipal aid	\$33,328.56
2. Increase due to sales tax revenue including adjustments (<i>district changes</i>)	\$766.56
3. Total Supplemental County and Municipal Aid (<i>sum of Lines 1 and 2</i>)	\$34,095.12

Expenditure Restraint Incentive Program

- Only municipalities are eligible to receive Expenditure Restraint Incentive Program (ERIP) payments
- Under state law, in 2025, each municipality will receive a payment that is equal to the amount of the payment received by the municipality in 2024 (sec. 79.05(4), Wis. Stats., from 2023 WI Act 12 – notwithstanding subs. (2) and (3))

Contact Information

If you have questions, contact us at lgs@wisconsin.gov, (608) 266-8618 or (608) 261-5167.



State of Wisconsin • DEPARTMENT OF REVENUE

DIVISION OF STATE AND LOCAL FINANCE • BUREAU OF LOCAL GOVERNMENT SERVICES • 2135 RIMROCK RD MADISON, WI 53713

Mailing Address:
PO Box 8971 #6-97
Madison WI 53708-8971
Fax: (608) 264-6887
lgs@wisconsin.gov

September 13, 2024

DEBBIE BOUMA
TOWN OF LONG LAKE
W3439 MORNINGSIDE RD
SARONA WI 54870

Notice of Shared Revenue – 2025 Original Estimate

Notice Information

The Wisconsin Department of Revenue (DOR) is providing the **estimated** shared revenue amounts your local government will receive in 2025 under current state law for county and municipal aid, supplemental county and municipal aid, utility aid and the expenditure restraint incentive program. This does not include adjustments, shown on the July and November payment notices.

District	TOWN OF LONG LAKE	County	WASHBURN	Co-muni code	65-026
-----------------	-------------------	---------------	----------	---------------------	--------

Estimate Information

For an explanation of each aid payment listed below, review the additional information in this notice.

2025 Original Estimate	
1. County and municipal aid	\$8,940.08
2. Utility aid	\$0.00
3. Supplemental county and municipal aid	\$41,521.53
4. Expenditure restraint incentive program	\$0.00
5. Total Estimated 2025 Payments (sum of Lines 1-4)	\$50,461.61

Payment Information

Your local government will receive two distributions in 2025 :

- July 28, 2025: 15% of Line 1, 2, and 3 and 100% of Line 4 (*shown above*)
- November 17, 2025: balance of your 2025 aid payments

County and Municipal Aid

Under state law, the county and municipal aid paid to each county and municipality must be equal to the amount determined in 2012 (sec. 79.036, Wis. Stats.) and adjusted for fallen protective services insurance reimbursement (sec. 79.036(4), Wis. Stats.).

County and Municipal Aid Calculation	
1. Prior year county and municipal aid	\$8,739.72
2. Increase due to sales tax revenue, including adjustments (<i>district changes</i>)	\$201.01
3. Fallen protective services insurance adjustment	-\$0.65
4. Fallen protective services insurance reimbursement (<i>reported to DOR</i>)	\$0.00
5. Total County and Municipal Aid (sum of Lines 1-4)	\$8,940.08

Utility Aid

- Under state law, utility aid is distributed to each county and municipality where tax-exempt utility property is located (sec. 79.04, Wis. Stats.)
- Utility companies report utility property information to DOR annually
- DOR uses the provided information to accurately calculate utility aid (*shown below*)

Utility Aid Calculation	
1. Net book value, <i>as of December 31, 2024 (including expected additions/retirements)</i>	\$0.00
2. Total net book value payment	\$0.00
3. Minimum payment	\$0.00
4. Megawatt capacity	0.0
5. Megawatt capacity payment	\$0.00
6. Closed/decommissioned production plant (phased down) payment	\$0.00
7. Subtotal (<i>sum of Lines 2, 3, 5 and 6</i>)	\$0.00
8. Population cap	\$266,900.00
9. Adjusted subtotal (<i>lesser of Line 7 or Line 8</i>)	\$0.00
10. Adjacent site incentive payment	\$0.00
11. Baseload incentive payment	\$0.00
12. Co-generation incentive payment	\$0.00
13. Alternative energy incentive payment	\$0.00
14. Total incentive payments (<i>sum of Lines 10 through 13</i>)	\$0.00
15. Spent nuclear fuel payment	\$0.00
16. Total Utility Aid – this is the utility aid payment listed on the front of the estimate (<i>sum of Lines 9, 14 and 15</i>)	\$0.00

Supplemental County and Municipal Aid

- Under state law, supplemental county and municipal aid paid to each county and municipality is determined by 2023 Wisconsin Act 12 (sec. 79.037, Wis. Stats.)
- For detailed information, review [county and municipal aid spreadsheet](#)

Supplemental County and Municipal Aid Calculation	
1. Prior year supplemental county and municipal aid	\$40,588.01
2. Increase due to sales tax revenue including adjustments (<i>district changes</i>)	\$933.52
3. Total Supplemental County and Municipal Aid (<i>sum of Lines 1 and 2</i>)	\$41,521.53

Expenditure Restraint Incentive Program

- Only municipalities are eligible to receive Expenditure Restraint Incentive Program (ERIP) payments
- Under state law, in 2025, each municipality will receive a payment that is equal to the amount of the payment received by the municipality in 2024 (sec. 79.05(4), Wis. Stats., from 2023 WI Act 12 – notwithstanding subs. (2) and (3))

Contact Information

If you have questions, contact us at lgs@wisconsin.gov, (608) 266-8618 or (608) 261-5167.



State of Wisconsin • DEPARTMENT OF REVENUE

DIVISION OF STATE AND LOCAL FINANCE • BUREAU OF LOCAL GOVERNMENT SERVICES • 2135 RIMROCK RD MADISON, WI 53713

Mailing Address:
PO Box 8971 #6-97
Madison WI 53708-8971
Fax: (608) 264-6887
lgs@wisconsin.gov

September 13, 2024

MICHELLE JUNG
TOWN OF MADGE
N3296 LANGLAND RD
SARONA WI 54870

Notice of Shared Revenue – 2025 Original Estimate

Notice Information

The Wisconsin Department of Revenue (DOR) is providing the **estimated** shared revenue amounts your local government will receive in 2025 under current state law for county and municipal aid, supplemental county and municipal aid, utility aid and the expenditure restraint incentive program. This does not include adjustments, shown on the July and November payment notices.

District	TOWN OF MADGE	County	WASHBURN	Co-muni code	65-028
-----------------	---------------	---------------	----------	---------------------	--------

Estimate Information

For an explanation of each aid payment listed below, review the additional information in this notice.

2025 Original Estimate	
1. County and municipal aid	\$5,306.70
2. Utility aid	\$0.00
3. Supplemental county and municipal aid	\$39,837.20
4. Expenditure restraint incentive program	\$0.00
5. Total Estimated 2025 Payments (sum of Lines 1-4)	\$45,143.90

Payment Information

Your local government will receive two distributions in 2025 :

- July 28, 2025: 15% of Line 1, 2, and 3 and 100% of Line 4 (*shown above*)
- November 17, 2025: balance of your 2025 aid payments

County and Municipal Aid

Under state law, the county and municipal aid paid to each county and municipality must be equal to the amount determined in 2012 (sec. 79.036, Wis. Stats.) and adjusted for fallen protective services insurance reimbursement (sec. 79.036(4), Wis. Stats.).

County and Municipal Aid Calculation	
1. Prior year county and municipal aid	\$5,187.76
2. Increase due to sales tax revenue, including adjustments (<i>district changes</i>)	\$119.32
3. Fallen protective services insurance adjustment	-\$0.38
4. Fallen protective services insurance reimbursement (<i>reported to DOR</i>)	\$0.00
5. Total County and Municipal Aid (sum of Lines 1-4)	\$5,306.70

Utility Aid

- Under state law, utility aid is distributed to each county and municipality where tax-exempt utility property is located (sec. 79.04, Wis. Stats.)
- Utility companies report utility property information to DOR annually
- DOR uses the provided information to accurately calculate utility aid (*shown below*)

Utility Aid Calculation	
1. Net book value, <i>as of December 31, 2024 (including expected additions/retirements)</i>	\$0.00
2. Total net book value payment	\$0.00
3. Minimum payment	\$0.00
4. Megawatt capacity	0.0
5. Megawatt capacity payment	\$0.00
6. Closed/decommissioned production plant (phased down) payment	\$0.00
7. Subtotal (<i>sum of Lines 2, 3, 5 and 6</i>)	\$0.00
8. Population cap	\$228,225.00
9. Adjusted subtotal (<i>lesser of Line 7 or Line 8</i>)	\$0.00
10. Adjacent site incentive payment	\$0.00
11. Baseload incentive payment	\$0.00
12. Co-generation incentive payment	\$0.00
13. Alternative energy incentive payment	\$0.00
14. Total incentive payments (<i>sum of Lines 10 through 13</i>)	\$0.00
15. Spent nuclear fuel payment	\$0.00
16. Total Utility Aid – this is the utility aid payment listed on the front of the estimate (<i>sum of Lines 9, 14 and 15</i>)	\$0.00

Supplemental County and Municipal Aid

- Under state law, supplemental county and municipal aid paid to each county and municipality is determined by 2023 Wisconsin Act 12 (sec. 79.037, Wis. Stats.)
- For detailed information, review [county and municipal aid spreadsheet](#)

Supplemental County and Municipal Aid Calculation	
1. Prior year supplemental county and municipal aid	\$38,941.54
2. Increase due to sales tax revenue including adjustments (<i>district changes</i>)	\$895.66
3. Total Supplemental County and Municipal Aid (<i>sum of Lines 1 and 2</i>)	\$39,837.20

Expenditure Restraint Incentive Program

- Only municipalities are eligible to receive Expenditure Restraint Incentive Program (ERIP) payments
- Under state law, in 2025, each municipality will receive a payment that is equal to the amount of the payment received by the municipality in 2024 (sec. 79.05(4), Wis. Stats., from 2023 WI Act 12 – notwithstanding subs. (2) and (3))

Contact Information

If you have questions, contact us at lgs@wisconsin.gov, (608) 266-8618 or (608) 261-5167.



State of Wisconsin • DEPARTMENT OF REVENUE

DIVISION OF STATE AND LOCAL FINANCE • BUREAU OF LOCAL GOVERNMENT SERVICES • 2135 RIMROCK RD MADISON, WI 53713

Mailing Address:
PO Box 8971 #6-97
Madison WI 53708-8971
Fax: (608) 264-6887
lgs@wisconsin.gov

September 13, 2024

SUSAN CONAWAY
TOWN OF MINONG
W7095 NANCY LAKE RD
MINONG WI 54859

Notice of Shared Revenue – 2025 Original Estimate

Notice Information

The Wisconsin Department of Revenue (DOR) is providing the **estimated** shared revenue amounts your local government will receive in 2025 under current state law for county and municipal aid, supplemental county and municipal aid, utility aid and the expenditure restraint incentive program. This does not include adjustments, shown on the July and November payment notices.

District	TOWN OF MINONG	County	WASHBURN	Co-muni code	65-030
-----------------	----------------	---------------	----------	---------------------	--------

Estimate Information

For an explanation of each aid payment listed below, review the additional information in this notice.

2025 Original Estimate	
1. County and municipal aid	\$20,358.99
2. Utility aid	\$607.67
3. Supplemental county and municipal aid	\$47,741.51
4. Expenditure restraint incentive program	\$0.00
5. Total Estimated 2025 Payments (sum of Lines 1-4)	\$68,708.17

Payment Information

Your local government will receive two distributions in 2025 :

- July 28, 2025: 15% of Line 1, 2, and 3 and 100% of Line 4 (*shown above*)
- November 17, 2025: balance of your 2025 aid payments

County and Municipal Aid

Under state law, the county and municipal aid paid to each county and municipality must be equal to the amount determined in 2012 (sec. 79.036, Wis. Stats.) and adjusted for fallen protective services insurance reimbursement (sec. 79.036(4), Wis. Stats.).

County and Municipal Aid Calculation	
1. Prior year county and municipal aid	\$19,902.70
2. Increase due to sales tax revenue, including adjustments (<i>district changes</i>)	\$457.76
3. Fallen protective services insurance adjustment	-\$1.47
4. Fallen protective services insurance reimbursement (<i>reported to DOR</i>)	\$0.00
5. Total County and Municipal Aid (sum of Lines 1-4)	\$20,358.99

Utility Aid

- Under state law, utility aid is distributed to each county and municipality where tax-exempt utility property is located (sec. 79.04, Wis. Stats.)
- Utility companies report utility property information to DOR annually
- DOR uses the provided information to accurately calculate utility aid (*shown below*)

Utility Aid Calculation	
1. Net book value, <i>as of December 31, 2024 (including expected additions/retirements)</i>	\$202,557.00
2. Total net book value payment	\$607.67
3. Minimum payment	\$0.00
4. Megawatt capacity	0.0
5. Megawatt capacity payment	\$0.00
6. Closed/decommissioned production plant (phased down) payment	\$0.00
7. Subtotal (<i>sum of Lines 2, 3, 5 and 6</i>)	\$607.67
8. Population cap	\$428,825.00
9. Adjusted subtotal (<i>lesser of Line 7 or Line 8</i>)	\$607.67
10. Adjacent site incentive payment	\$0.00
11. Baseload incentive payment	\$0.00
12. Co-generation incentive payment	\$0.00
13. Alternative energy incentive payment	\$0.00
14. Total incentive payments (<i>sum of Lines 10 through 13</i>)	\$0.00
15. Spent nuclear fuel payment	\$0.00
16. Total Utility Aid – this is the utility aid payment listed on the front of the estimate (<i>sum of Lines 9, 14 and 15</i>)	\$607.67

Supplemental County and Municipal Aid

- Under state law, supplemental county and municipal aid paid to each county and municipality is determined by 2023 Wisconsin Act 12 (sec. 79.037, Wis. Stats.)
- For detailed information, review [county and municipal aid spreadsheet](#)

Supplemental County and Municipal Aid Calculation	
1. Prior year supplemental county and municipal aid	\$46,668.14
2. Increase due to sales tax revenue including adjustments (<i>district changes</i>)	\$1,073.37
3. Total Supplemental County and Municipal Aid (<i>sum of Lines 1 and 2</i>)	\$47,741.51

Expenditure Restraint Incentive Program

- Only municipalities are eligible to receive Expenditure Restraint Incentive Program (ERIP) payments
- Under state law, in 2025, each municipality will receive a payment that is equal to the amount of the payment received by the municipality in 2024 (sec. 79.05(4), Wis. Stats., from 2023 WI Act 12 – notwithstanding subs. (2) and (3))

Contact Information

If you have questions, contact us at lgs@wisconsin.gov, (608) 266-8618 or (608) 261-5167.



State of Wisconsin • DEPARTMENT OF REVENUE

DIVISION OF STATE AND LOCAL FINANCE • BUREAU OF LOCAL GOVERNMENT SERVICES • 2135 RIMROCK RD MADISON, WI 53713

Mailing Address:
PO Box 8971 #6-97
Madison WI 53708-8971
Fax: (608) 264-6887
lgs@wisconsin.gov

September 13, 2024

VICTORIA LOMBARD
TOWN OF SARONA
W6172 LITTLE KEGEMA RD
SARONA WI 54870-9011

Notice of Shared Revenue – 2025 Original Estimate

Notice Information

The Wisconsin Department of Revenue (DOR) is providing the **estimated** shared revenue amounts your local government will receive in 2025 under current state law for county and municipal aid, supplemental county and municipal aid, utility aid and the expenditure restraint incentive program. This does not include adjustments, shown on the July and November payment notices.

District	TOWN OF SARONA	County	WASHBURN	Co-muni code	65-032
-----------------	----------------	---------------	----------	---------------------	--------

Estimate Information

For an explanation of each aid payment listed below, review the additional information in this notice.

2025 Original Estimate	
1. County and municipal aid	\$7,823.66
2. Utility aid	\$1,083.39
3. Supplemental county and municipal aid	\$37,860.40
4. Expenditure restraint incentive program	\$0.00
5. Total Estimated 2025 Payments (sum of Lines 1-4)	\$46,767.45

Payment Information

Your local government will receive two distributions in 2025 :

- July 28, 2025: 15% of Line 1, 2, and 3 and 100% of Line 4 (*shown above*)
- November 17, 2025: balance of your 2025 aid payments

County and Municipal Aid

Under state law, the county and municipal aid paid to each county and municipality must be equal to the amount determined in 2012 (sec. 79.036, Wis. Stats.) and adjusted for fallen protective services insurance reimbursement (sec. 79.036(4), Wis. Stats.).

County and Municipal Aid Calculation	
1. Prior year county and municipal aid	\$7,648.32
2. Increase due to sales tax revenue, including adjustments (<i>district changes</i>)	\$175.91
3. Fallen protective services insurance adjustment	-\$0.57
4. Fallen protective services insurance reimbursement (<i>reported to DOR</i>)	\$0.00
5. Total County and Municipal Aid (sum of Lines 1-4)	\$7,823.66

Utility Aid

- Under state law, utility aid is distributed to each county and municipality where tax-exempt utility property is located (sec. 79.04, Wis. Stats.)
- Utility companies report utility property information to DOR annually
- DOR uses the provided information to accurately calculate utility aid (*shown below*)

Utility Aid Calculation	
1. Net book value, <i>as of December 31, 2024 (including expected additions/retirements)</i>	\$361,129.00
2. Total net book value payment	\$1,083.39
3. Minimum payment	\$0.00
4. Megawatt capacity	0.0
5. Megawatt capacity payment	\$0.00
6. Closed/decommissioned production plant (phased down) payment	\$0.00
7. Subtotal (<i>sum of Lines 2, 3, 5 and 6</i>)	\$1,083.39
8. Population cap	\$176,375.00
9. Adjusted subtotal (<i>lesser of Line 7 or Line 8</i>)	\$1,083.39
10. Adjacent site incentive payment	\$0.00
11. Baseload incentive payment	\$0.00
12. Co-generation incentive payment	\$0.00
13. Alternative energy incentive payment	\$0.00
14. Total incentive payments (<i>sum of Lines 10 through 13</i>)	\$0.00
15. Spent nuclear fuel payment	\$0.00
16. Total Utility Aid – this is the utility aid payment listed on the front of the estimate (<i>sum of Lines 9, 14 and 15</i>)	\$1,083.39

Supplemental County and Municipal Aid

- Under state law, supplemental county and municipal aid paid to each county and municipality is determined by 2023 Wisconsin Act 12 (sec. 79.037, Wis. Stats.)
- For detailed information, review [county and municipal aid spreadsheet](#)

Supplemental County and Municipal Aid Calculation	
1. Prior year supplemental county and municipal aid	\$37,009.19
2. Increase due to sales tax revenue including adjustments (<i>district changes</i>)	\$851.21
3. Total Supplemental County and Municipal Aid (<i>sum of Lines 1 and 2</i>)	\$37,860.40

Expenditure Restraint Incentive Program

- Only municipalities are eligible to receive Expenditure Restraint Incentive Program (ERIP) payments
- Under state law, in 2025, each municipality will receive a payment that is equal to the amount of the payment received by the municipality in 2024 (sec. 79.05(4), Wis. Stats., from 2023 WI Act 12 – notwithstanding subs. (2) and (3))

Contact Information

If you have questions, contact us at lgs@wisconsin.gov, (608) 266-8618 or (608) 261-5167.



State of Wisconsin • DEPARTMENT OF REVENUE

DIVISION OF STATE AND LOCAL FINANCE • BUREAU OF LOCAL GOVERNMENT SERVICES • 2135 RIMROCK RD MADISON, WI 53713

Mailing Address:
PO Box 8971 #6-97
Madison WI 53708-8971
Fax: (608) 264-6887
lgs@wisconsin.gov

September 13, 2024

LESLIE ARF
TOWN OF SPOONER
PO BOX 578
SPOONER WI 54801-0578

Notice of Shared Revenue – 2025 Original Estimate

Notice Information

The Wisconsin Department of Revenue (DOR) is providing the **estimated** shared revenue amounts your local government will receive in 2025 under current state law for county and municipal aid, supplemental county and municipal aid, utility aid and the expenditure restraint incentive program. This does not include adjustments, shown on the July and November payment notices.

District	TOWN OF SPOONER	County	WASHBURN	Co-muni code	65-034
-----------------	-----------------	---------------	----------	---------------------	--------

Estimate Information

For an explanation of each aid payment listed below, review the additional information in this notice.

2025 Original Estimate	
1. County and municipal aid	\$10,283.11
2. Utility aid	\$1,714.27
3. Supplemental county and municipal aid	\$45,009.88
4. Expenditure restraint incentive program	\$0.00
5. Total Estimated 2025 Payments (sum of Lines 1-4)	\$57,007.26

Payment Information

Your local government will receive two distributions in 2025 :

- July 28, 2025: 15% of Line 1, 2, and 3 and 100% of Line 4 (*shown above*)
- November 17, 2025: balance of your 2025 aid payments

County and Municipal Aid

Under state law, the county and municipal aid paid to each county and municipality must be equal to the amount determined in 2012 (sec. 79.036, Wis. Stats.) and adjusted for fallen protective services insurance reimbursement (sec. 79.036(4), Wis. Stats.).

County and Municipal Aid Calculation	
1. Prior year county and municipal aid	\$10,052.64
2. Increase due to sales tax revenue, including adjustments (<i>district changes</i>)	\$231.21
3. Fallen protective services insurance adjustment	-\$0.74
4. Fallen protective services insurance reimbursement (<i>reported to DOR</i>)	\$0.00
5. Total County and Municipal Aid (sum of Lines 1-4)	\$10,283.11

Utility Aid

- Under state law, utility aid is distributed to each county and municipality where tax-exempt utility property is located (sec. 79.04, Wis. Stats.)
- Utility companies report utility property information to DOR annually
- DOR uses the provided information to accurately calculate utility aid (*shown below*)

Utility Aid Calculation	
1. Net book value, <i>as of December 31, 2024 (including expected additions/retirements)</i>	\$571,423.00
2. Total net book value payment	\$1,714.27
3. Minimum payment	\$0.00
4. Megawatt capacity	0.0
5. Megawatt capacity payment	\$0.00
6. Closed/decommissioned production plant (phased down) payment	\$0.00
7. Subtotal (<i>sum of Lines 2, 3, 5 and 6</i>)	\$1,714.27
8. Population cap	\$354,450.00
9. Adjusted subtotal (<i>lesser of Line 7 or Line 8</i>)	\$1,714.27
10. Adjacent site incentive payment	\$0.00
11. Baseload incentive payment	\$0.00
12. Co-generation incentive payment	\$0.00
13. Alternative energy incentive payment	\$0.00
14. Total incentive payments (<i>sum of Lines 10 through 13</i>)	\$0.00
15. Spent nuclear fuel payment	\$0.00
16. Total Utility Aid – this is the utility aid payment listed on the front of the estimate (<i>sum of Lines 9, 14 and 15</i>)	\$1,714.27

Supplemental County and Municipal Aid

- Under state law, supplemental county and municipal aid paid to each county and municipality is determined by 2023 Wisconsin Act 12 (sec. 79.037, Wis. Stats.)
- For detailed information, review [county and municipal aid spreadsheet](#)

Supplemental County and Municipal Aid Calculation	
1. Prior year supplemental county and municipal aid	\$43,997.93
2. Increase due to sales tax revenue including adjustments (<i>district changes</i>)	\$1,011.95
3. Total Supplemental County and Municipal Aid (<i>sum of Lines 1 and 2</i>)	\$45,009.88

Expenditure Restraint Incentive Program

- Only municipalities are eligible to receive Expenditure Restraint Incentive Program (ERIP) payments
- Under state law, in 2025, each municipality will receive a payment that is equal to the amount of the payment received by the municipality in 2024 (sec. 79.05(4), Wis. Stats., from 2023 WI Act 12 – notwithstanding subs. (2) and (3))

Contact Information

If you have questions, contact us at lgs@wisconsin.gov, (608) 266-8618 or (608) 261-5167.



State of Wisconsin • DEPARTMENT OF REVENUE

DIVISION OF STATE AND LOCAL FINANCE • BUREAU OF LOCAL GOVERNMENT SERVICES • 2135 RIMROCK RD MADISON, WI 53713

Mailing Address:
PO Box 8971 #6-97
Madison WI 53708-8971
Fax: (608) 264-6887
lgs@wisconsin.gov

September 13, 2024

ALECE STUBBE
TOWN OF SPRINGBROOK
PO BOX 45
SPOONER WI 54801

Notice of Shared Revenue – 2025 Original Estimate

Notice Information

The Wisconsin Department of Revenue (DOR) is providing the **estimated** shared revenue amounts your local government will receive in 2025 under current state law for county and municipal aid, supplemental county and municipal aid, utility aid and the expenditure restraint incentive program. This does not include adjustments, shown on the July and November payment notices.

District	TOWN OF SPRINGBROOK	County	WASHBURN	Co-muni code	65-036
-----------------	---------------------	---------------	----------	---------------------	--------

Estimate Information

For an explanation of each aid payment listed below, review the additional information in this notice.

2025 Original Estimate	
1. County and municipal aid	\$25,375.05
2. Utility aid	\$0.00
3. Supplemental county and municipal aid	\$39,424.67
4. Expenditure restraint incentive program	\$0.00
5. Total Estimated 2025 Payments (sum of Lines 1-4)	\$64,799.72

Payment Information

Your local government will receive two distributions in 2025 :

- July 28, 2025: 15% of Line 1, 2, and 3 and 100% of Line 4 (*shown above*)
- November 17, 2025: balance of your 2025 aid payments

County and Municipal Aid

Under state law, the county and municipal aid paid to each county and municipality must be equal to the amount determined in 2012 (sec. 79.036, Wis. Stats.) and adjusted for fallen protective services insurance reimbursement (sec. 79.036(4), Wis. Stats.).

County and Municipal Aid Calculation	
1. Prior year county and municipal aid	\$24,806.33
2. Increase due to sales tax revenue, including adjustments (<i>district changes</i>)	\$570.55
3. Fallen protective services insurance adjustment	-\$1.83
4. Fallen protective services insurance reimbursement (<i>reported to DOR</i>)	\$0.00
5. Total County and Municipal Aid (sum of Lines 1-4)	\$25,375.05

Utility Aid

- Under state law, utility aid is distributed to each county and municipality where tax-exempt utility property is located (sec. 79.04, Wis. Stats.)
- Utility companies report utility property information to DOR annually
- DOR uses the provided information to accurately calculate utility aid (*shown below*)

Utility Aid Calculation	
1. Net book value, <i>as of December 31, 2024 (including expected additions/retirements)</i>	\$0.00
2. Total net book value payment	\$0.00
3. Minimum payment	\$0.00
4. Megawatt capacity	0.0
5. Megawatt capacity payment	\$0.00
6. Closed/decommissioned production plant (phased down) payment	\$0.00
7. Subtotal (<i>sum of Lines 2, 3, 5 and 6</i>)	\$0.00
8. Population cap	\$215,050.00
9. Adjusted subtotal (<i>lesser of Line 7 or Line 8</i>)	\$0.00
10. Adjacent site incentive payment	\$0.00
11. Baseload incentive payment	\$0.00
12. Co-generation incentive payment	\$0.00
13. Alternative energy incentive payment	\$0.00
14. Total incentive payments (<i>sum of Lines 10 through 13</i>)	\$0.00
15. Spent nuclear fuel payment	\$0.00
16. Total Utility Aid – this is the utility aid payment listed on the front of the estimate (<i>sum of Lines 9, 14 and 15</i>)	\$0.00

Supplemental County and Municipal Aid

- Under state law, supplemental county and municipal aid paid to each county and municipality is determined by 2023 Wisconsin Act 12 (sec. 79.037, Wis. Stats.)
- For detailed information, review [county and municipal aid spreadsheet](#)

Supplemental County and Municipal Aid Calculation	
1. Prior year supplemental county and municipal aid	\$38,538.29
2. Increase due to sales tax revenue including adjustments (<i>district changes</i>)	\$886.38
3. Total Supplemental County and Municipal Aid (<i>sum of Lines 1 and 2</i>)	\$39,424.67

Expenditure Restraint Incentive Program

- Only municipalities are eligible to receive Expenditure Restraint Incentive Program (ERIP) payments
- Under state law, in 2025, each municipality will receive a payment that is equal to the amount of the payment received by the municipality in 2024 (sec. 79.05(4), Wis. Stats., from 2023 WI Act 12 – notwithstanding subs. (2) and (3))

Contact Information

If you have questions, contact us at lgs@wisconsin.gov, (608) 266-8618 or (608) 261-5167.



State of Wisconsin • DEPARTMENT OF REVENUE

DIVISION OF STATE AND LOCAL FINANCE • BUREAU OF LOCAL GOVERNMENT SERVICES • 2135 RIMROCK RD MADISON, WI 53713

Mailing Address:
PO Box 8971 #6-97
Madison WI 53708-8971
Fax: (608) 264-6887
lgs@wisconsin.gov

September 13, 2024

KATIE PARKS
TOWN OF STINNETT
N10313 COUNTY HWY M
SPRINGBROOK WI 54875

Notice of Shared Revenue – 2025 Original Estimate

Notice Information

The Wisconsin Department of Revenue (DOR) is providing the **estimated** shared revenue amounts your local government will receive in 2025 under current state law for county and municipal aid, supplemental county and municipal aid, utility aid and the expenditure restraint incentive program. This does not include adjustments, shown on the July and November payment notices.

District	TOWN OF STINNETT	County	WASHBURN	Co-muni code	65-038
-----------------	------------------	---------------	----------	---------------------	--------

Estimate Information

For an explanation of each aid payment listed below, review the additional information in this notice.

2025 Original Estimate	
1. County and municipal aid	\$21,489.88
2. Utility aid	\$0.00
3. Supplemental county and municipal aid	\$34,267.07
4. Expenditure restraint incentive program	\$0.00
5. Total Estimated 2025 Payments (sum of Lines 1-4)	\$55,756.95

Payment Information

Your local government will receive two distributions in 2025 :

- July 28, 2025: 15% of Line 1, 2, and 3 and 100% of Line 4 (*shown above*)
- November 17, 2025: balance of your 2025 aid payments

County and Municipal Aid

Under state law, the county and municipal aid paid to each county and municipality must be equal to the amount determined in 2012 (sec. 79.036, Wis. Stats.) and adjusted for fallen protective services insurance reimbursement (sec. 79.036(4), Wis. Stats.).

County and Municipal Aid Calculation	
1. Prior year county and municipal aid	\$21,008.24
2. Increase due to sales tax revenue, including adjustments (<i>district changes</i>)	\$483.19
3. Fallen protective services insurance adjustment	-\$1.55
4. Fallen protective services insurance reimbursement (<i>reported to DOR</i>)	\$0.00
5. Total County and Municipal Aid (sum of Lines 1-4)	\$21,489.88

Utility Aid

- Under state law, utility aid is distributed to each county and municipality where tax-exempt utility property is located (sec. 79.04, Wis. Stats.)
- Utility companies report utility property information to DOR annually
- DOR uses the provided information to accurately calculate utility aid (*shown below*)

Utility Aid Calculation	
1. Net book value, <i>as of December 31, 2024 (including expected additions/retirements)</i>	\$0.00
2. Total net book value payment	\$0.00
3. Minimum payment	\$0.00
4. Megawatt capacity	0.0
5. Megawatt capacity payment	\$0.00
6. Closed/decommissioned production plant (phased down) payment	\$0.00
7. Subtotal (<i>sum of Lines 2, 3, 5 and 6</i>)	\$0.00
8. Population cap	\$86,275.00
9. Adjusted subtotal (<i>lesser of Line 7 or Line 8</i>)	\$0.00
10. Adjacent site incentive payment	\$0.00
11. Baseload incentive payment	\$0.00
12. Co-generation incentive payment	\$0.00
13. Alternative energy incentive payment	\$0.00
14. Total incentive payments (<i>sum of Lines 10 through 13</i>)	\$0.00
15. Spent nuclear fuel payment	\$0.00
16. Total Utility Aid – this is the utility aid payment listed on the front of the estimate (<i>sum of Lines 9, 14 and 15</i>)	\$0.00

Supplemental County and Municipal Aid

- Under state law, supplemental county and municipal aid paid to each county and municipality is determined by 2023 Wisconsin Act 12 (sec. 79.037, Wis. Stats.)
- For detailed information, review [county and municipal aid spreadsheet](#)

Supplemental County and Municipal Aid Calculation	
1. Prior year supplemental county and municipal aid	\$33,496.65
2. Increase due to sales tax revenue including adjustments (<i>district changes</i>)	\$770.42
3. Total Supplemental County and Municipal Aid (<i>sum of Lines 1 and 2</i>)	\$34,267.07

Expenditure Restraint Incentive Program

- Only municipalities are eligible to receive Expenditure Restraint Incentive Program (ERIP) payments
- Under state law, in 2025, each municipality will receive a payment that is equal to the amount of the payment received by the municipality in 2024 (sec. 79.05(4), Wis. Stats., from 2023 WI Act 12 – notwithstanding subs. (2) and (3))

Contact Information

If you have questions, contact us at lgs@wisconsin.gov, (608) 266-8618 or (608) 261-5167.



State of Wisconsin • DEPARTMENT OF REVENUE

DIVISION OF STATE AND LOCAL FINANCE • BUREAU OF LOCAL GOVERNMENT SERVICES • 2135 RIMROCK RD MADISON, WI 53713

Mailing Address:
PO Box 8971 #6-97
Madison WI 53708-8971
Fax: (608) 264-6887
lgs@wisconsin.gov

September 13, 2024

MICHELLE DRABEK
TOWN OF STONE LAKE
PO BOX 238
N6071 STONE LAKE ROAD
STONE LAKE WI 54876-0218

Notice of Shared Revenue – 2025 Original Estimate

Notice Information

The Wisconsin Department of Revenue (DOR) is providing the **estimated** shared revenue amounts your local government will receive in 2025 under current state law for county and municipal aid, supplemental county and municipal aid, utility aid and the expenditure restraint incentive program. This does not include adjustments, shown on the July and November payment notices.

District	TOWN OF STONE LAKE	County	WASHBURN	Co-muni code	65-040
-----------------	--------------------	---------------	----------	---------------------	--------

Estimate Information

For an explanation of each aid payment listed below, review the additional information in this notice.

2025 Original Estimate	
1. County and municipal aid	\$7,394.02
2. Utility aid	\$0.00
3. Supplemental county and municipal aid	\$39,544.99
4. Expenditure restraint incentive program	\$0.00
5. Total Estimated 2025 Payments (sum of Lines 1-4)	\$46,939.01

Payment Information

Your local government will receive two distributions in 2025 :

- July 28, 2025: 15% of Line 1, 2, and 3 and 100% of Line 4 (*shown above*)
- November 17, 2025: balance of your 2025 aid payments

County and Municipal Aid

Under state law, the county and municipal aid paid to each county and municipality must be equal to the amount determined in 2012 (sec. 79.036, Wis. Stats.) and adjusted for fallen protective services insurance reimbursement (sec. 79.036(4), Wis. Stats.).

County and Municipal Aid Calculation	
1. Prior year county and municipal aid	\$7,228.30
2. Increase due to sales tax revenue, including adjustments (<i>district changes</i>)	\$166.25
3. Fallen protective services insurance adjustment	-\$0.53
4. Fallen protective services insurance reimbursement (<i>reported to DOR</i>)	\$0.00
5. Total County and Municipal Aid (sum of Lines 1-4)	\$7,394.02

Utility Aid

- Under state law, utility aid is distributed to each county and municipality where tax-exempt utility property is located (sec. 79.04, Wis. Stats.)
- Utility companies report utility property information to DOR annually
- DOR uses the provided information to accurately calculate utility aid (*shown below*)

Utility Aid Calculation	
1. Net book value, <i>as of December 31, 2024 (including expected additions/retirements)</i>	\$0.00
2. Total net book value payment	\$0.00
3. Minimum payment	\$0.00
4. Megawatt capacity	0.0
5. Megawatt capacity payment	\$0.00
6. Closed/decommissioned production plant (phased down) payment	\$0.00
7. Subtotal (<i>sum of Lines 2, 3, 5 and 6</i>)	\$0.00
8. Population cap	\$221,425.00
9. Adjusted subtotal (<i>lesser of Line 7 or Line 8</i>)	\$0.00
10. Adjacent site incentive payment	\$0.00
11. Baseload incentive payment	\$0.00
12. Co-generation incentive payment	\$0.00
13. Alternative energy incentive payment	\$0.00
14. Total incentive payments (<i>sum of Lines 10 through 13</i>)	\$0.00
15. Spent nuclear fuel payment	\$0.00
16. Total Utility Aid – this is the utility aid payment listed on the front of the estimate (<i>sum of Lines 9, 14 and 15</i>)	\$0.00

Supplemental County and Municipal Aid

- Under state law, supplemental county and municipal aid paid to each county and municipality is determined by 2023 Wisconsin Act 12 (sec. 79.037, Wis. Stats.)
- For detailed information, review [county and municipal aid spreadsheet](#)

Supplemental County and Municipal Aid Calculation	
1. Prior year supplemental county and municipal aid	\$38,655.90
2. Increase due to sales tax revenue including adjustments (<i>district changes</i>)	\$889.09
3. Total Supplemental County and Municipal Aid (<i>sum of Lines 1 and 2</i>)	\$39,544.99

Expenditure Restraint Incentive Program

- Only municipalities are eligible to receive Expenditure Restraint Incentive Program (ERIP) payments
- Under state law, in 2025, each municipality will receive a payment that is equal to the amount of the payment received by the municipality in 2024 (sec. 79.05(4), Wis. Stats., from 2023 WI Act 12 – notwithstanding subs. (2) and (3))

Contact Information

If you have questions, contact us at lgs@wisconsin.gov, (608) 266-8618 or (608) 261-5167.



State of Wisconsin • DEPARTMENT OF REVENUE

DIVISION OF STATE AND LOCAL FINANCE • BUREAU OF LOCAL GOVERNMENT SERVICES • 2135 RIMROCK RD MADISON, WI 53713

Mailing Address:
PO Box 8971 #6-97
Madison WI 53708-8971
Fax: (608) 264-6887
lgs@wisconsin.gov

September 13, 2024

PATTI BUTTERFIELD
TOWN OF TREGO
PO BOX 21
TREGO WI 54888

Notice of Shared Revenue – 2025 Original Estimate

Notice Information

The Wisconsin Department of Revenue (DOR) is providing the **estimated** shared revenue amounts your local government will receive in 2025 under current state law for county and municipal aid, supplemental county and municipal aid, utility aid and the expenditure restraint incentive program. This does not include adjustments, shown on the July and November payment notices.

District	TOWN OF TREGO	County	WASHBURN	Co-muni code	65-042
-----------------	---------------	---------------	----------	---------------------	--------

Estimate Information

For an explanation of each aid payment listed below, review the additional information in this notice.

2025 Original Estimate	
1. County and municipal aid	\$9,782.29
2. Utility aid	\$2,303.18
3. Supplemental county and municipal aid	\$46,418.72
4. Expenditure restraint incentive program	\$0.00
5. Total Estimated 2025 Payments (sum of Lines 1-4)	\$58,504.19

Payment Information

Your local government will receive two distributions in 2025 :

- July 28, 2025: 15% of Line 1, 2, and 3 and 100% of Line 4 (*shown above*)
- November 17, 2025: balance of your 2025 aid payments

County and Municipal Aid

Under state law, the county and municipal aid paid to each county and municipality must be equal to the amount determined in 2012 (sec. 79.036, Wis. Stats.) and adjusted for fallen protective services insurance reimbursement (sec. 79.036(4), Wis. Stats.).

County and Municipal Aid Calculation	
1. Prior year county and municipal aid	\$9,563.05
2. Increase due to sales tax revenue, including adjustments (<i>district changes</i>)	\$219.95
3. Fallen protective services insurance adjustment	-\$0.71
4. Fallen protective services insurance reimbursement (<i>reported to DOR</i>)	\$0.00
5. Total County and Municipal Aid (sum of Lines 1-4)	\$9,782.29

Utility Aid

- Under state law, utility aid is distributed to each county and municipality where tax-exempt utility property is located (sec. 79.04, Wis. Stats.)
- Utility companies report utility property information to DOR annually
- DOR uses the provided information to accurately calculate utility aid (*shown below*)

Utility Aid Calculation	
1. Net book value, <i>as of December 31, 2024 (including expected additions/retirements)</i>	\$45,502.00
2. Total net book value payment	\$136.51
3. Minimum payment	\$0.00
4. Megawatt capacity	1.0
5. Megawatt capacity payment	\$666.67
6. Closed/decommissioned production plant (phased down) payment	\$0.00
7. Subtotal (<i>sum of Lines 2, 3, 5 and 6</i>)	\$803.18
8. Population cap	\$395,250.00
9. Adjusted subtotal (<i>lesser of Line 7 or Line 8</i>)	\$803.18
10. Adjacent site incentive payment	\$0.00
11. Baseload incentive payment	\$0.00
12. Co-generation incentive payment	\$0.00
13. Alternative energy incentive payment	\$1,500.00
14. Total incentive payments (<i>sum of Lines 10 through 13</i>)	\$1,500.00
15. Spent nuclear fuel payment	\$0.00
16. Total Utility Aid – this is the utility aid payment listed on the front of the estimate (<i>sum of Lines 9, 14 and 15</i>)	\$2,303.18

Supplemental County and Municipal Aid

- Under state law, supplemental county and municipal aid paid to each county and municipality is determined by 2023 Wisconsin Act 12 (sec. 79.037, Wis. Stats.)
- For detailed information, review [county and municipal aid spreadsheet](#)

Supplemental County and Municipal Aid Calculation	
1. Prior year supplemental county and municipal aid	\$45,375.09
2. Increase due to sales tax revenue including adjustments (<i>district changes</i>)	\$1,043.63
3. Total Supplemental County and Municipal Aid (<i>sum of Lines 1 and 2</i>)	\$46,418.72

Expenditure Restraint Incentive Program

- Only municipalities are eligible to receive Expenditure Restraint Incentive Program (ERIP) payments
- Under state law, in 2025, each municipality will receive a payment that is equal to the amount of the payment received by the municipality in 2024 (sec. 79.05(4), Wis. Stats., from 2023 WI Act 12 – notwithstanding subs. (2) and (3))

Contact Information

If you have questions, contact us at lgs@wisconsin.gov, (608) 266-8618 or (608) 261-5167.



State of Wisconsin • DEPARTMENT OF REVENUE

DIVISION OF STATE AND LOCAL FINANCE • BUREAU OF LOCAL GOVERNMENT SERVICES • 2135 RIMROCK RD MADISON, WI 53713

Mailing Address:
PO Box 8971 #6-97
Madison WI 53708-8971
Fax: (608) 264-6887
lgs@wisconsin.gov

September 13, 2024

ASHLEY BEFFA
VILLAGE OF BIRCHWOOD
PO BOX 6
BIRCHWOOD WI 54817-0006

Notice of Shared Revenue – 2025 Original Estimate

Notice Information

The Wisconsin Department of Revenue (DOR) is providing the **estimated** shared revenue amounts your local government will receive in 2025 under current state law for county and municipal aid, supplemental county and municipal aid, utility aid and the expenditure restraint incentive program. This does not include adjustments, shown on the July and November payment notices.

District	VILLAGE OF BIRCHWOOD	County	WASHBURN	Co-muni code	65-106
-----------------	----------------------	---------------	----------	---------------------	--------

Estimate Information

For an explanation of each aid payment listed below, review the additional information in this notice.

2025 Original Estimate	
1. County and municipal aid	\$123,997.32
2. Utility aid	\$0.00
3. Supplemental county and municipal aid	\$37,602.54
4. Expenditure restraint incentive program	\$0.00
5. Total Estimated 2025 Payments (sum of Lines 1-4)	\$161,599.86

Payment Information

Your local government will receive two distributions in 2025 :

- July 28, 2025: 15% of Line 1, 2, and 3 and 100% of Line 4 (*shown above*)
- November 17, 2025: balance of your 2025 aid payments

County and Municipal Aid

Under state law, the county and municipal aid paid to each county and municipality must be equal to the amount determined in 2012 (sec. 79.036, Wis. Stats.) and adjusted for fallen protective services insurance reimbursement (sec. 79.036(4), Wis. Stats.).

County and Municipal Aid Calculation	
1. Prior year county and municipal aid	\$121,218.26
2. Increase due to sales tax revenue, including adjustments (<i>district changes</i>)	\$2,788.02
3. Fallen protective services insurance adjustment	-\$8.96
4. Fallen protective services insurance reimbursement (<i>reported to DOR</i>)	\$0.00
5. Total County and Municipal Aid (sum of Lines 1-4)	\$123,997.32

Utility Aid

- Under state law, utility aid is distributed to each county and municipality where tax-exempt utility property is located (sec. 79.04, Wis. Stats.)
- Utility companies report utility property information to DOR annually
- DOR uses the provided information to accurately calculate utility aid (*shown below*)

Utility Aid Calculation	
1. Net book value, <i>as of December 31, 2024 (including expected additions/retirements)</i>	\$0.00
2. Total net book value payment	\$0.00
3. Minimum payment	\$0.00
4. Megawatt capacity	0.0
5. Megawatt capacity payment	\$0.00
6. Closed/decommissioned production plant (phased down) payment	\$0.00
7. Subtotal (<i>sum of Lines 2, 3, 5 and 6</i>)	\$0.00
8. Population cap	\$170,850.00
9. Adjusted subtotal (<i>lesser of Line 7 or Line 8</i>)	\$0.00
10. Adjacent site incentive payment	\$0.00
11. Baseload incentive payment	\$0.00
12. Co-generation incentive payment	\$0.00
13. Alternative energy incentive payment	\$0.00
14. Total incentive payments (<i>sum of Lines 10 through 13</i>)	\$0.00
15. Spent nuclear fuel payment	\$0.00
16. Total Utility Aid – this is the utility aid payment listed on the front of the estimate (<i>sum of Lines 9, 14 and 15</i>)	\$0.00

Supplemental County and Municipal Aid

- Under state law, supplemental county and municipal aid paid to each county and municipality is determined by 2023 Wisconsin Act 12 (sec. 79.037, Wis. Stats.)
- For detailed information, review [county and municipal aid spreadsheet](#)

Supplemental County and Municipal Aid Calculation	
1. Prior year supplemental county and municipal aid	\$36,757.13
2. Increase due to sales tax revenue including adjustments (<i>district changes</i>)	\$845.41
3. Total Supplemental County and Municipal Aid (<i>sum of Lines 1 and 2</i>)	\$37,602.54

Expenditure Restraint Incentive Program

- Only municipalities are eligible to receive Expenditure Restraint Incentive Program (ERIP) payments
- Under state law, in 2025, each municipality will receive a payment that is equal to the amount of the payment received by the municipality in 2024 (sec. 79.05(4), Wis. Stats., from 2023 WI Act 12 – notwithstanding subs. (2) and (3))

Contact Information

If you have questions, contact us at lgs@wisconsin.gov, (608) 266-8618 or (608) 261-5167.



State of Wisconsin • DEPARTMENT OF REVENUE

DIVISION OF STATE AND LOCAL FINANCE • BUREAU OF LOCAL GOVERNMENT SERVICES • 2135 RIMROCK RD MADISON, WI 53713

Mailing Address:
PO Box 8971 #6-97
Madison WI 53708-8971
Fax: (608) 264-6887
lgs@wisconsin.gov

September 13, 2024

JANEL LEE
VILLAGE OF MINONG
123 5TH AVE W
MINONG WI 54859-4400

Notice of Shared Revenue – 2025 Original Estimate

Notice Information

The Wisconsin Department of Revenue (DOR) is providing the **estimated** shared revenue amounts your local government will receive in 2025 under current state law for county and municipal aid, supplemental county and municipal aid, utility aid and the expenditure restraint incentive program. This does not include adjustments, shown on the July and November payment notices.

District	VILLAGE OF MINONG	County	WASHBURN	Co-muni code	65-151
-----------------	-------------------	---------------	----------	---------------------	--------

Estimate Information

For an explanation of each aid payment listed below, review the additional information in this notice.

2025 Original Estimate	
1. County and municipal aid	\$161,660.78
2. Utility aid	\$0.00
3. Supplemental county and municipal aid	\$40,146.58
4. Expenditure restraint incentive program	\$0.00
5. Total Estimated 2025 Payments (sum of Lines 1-4)	\$201,807.36

Payment Information

Your local government will receive two distributions in 2025 :

- July 28, 2025: 15% of Line 1, 2, and 3 and 100% of Line 4 (*shown above*)
- November 17, 2025: balance of your 2025 aid payments

County and Municipal Aid

Under state law, the county and municipal aid paid to each county and municipality must be equal to the amount determined in 2012 (sec. 79.036, Wis. Stats.) and adjusted for fallen protective services insurance reimbursement (sec. 79.036(4), Wis. Stats.).

County and Municipal Aid Calculation	
1. Prior year county and municipal aid	\$158,037.60
2. Increase due to sales tax revenue, including adjustments (<i>district changes</i>)	\$3,634.86
3. Fallen protective services insurance adjustment	-\$11.68
4. Fallen protective services insurance reimbursement (<i>reported to DOR</i>)	\$0.00
5. Total County and Municipal Aid (sum of Lines 1-4)	\$161,660.78

Utility Aid

- Under state law, utility aid is distributed to each county and municipality where tax-exempt utility property is located (sec. 79.04, Wis. Stats.)
- Utility companies report utility property information to DOR annually
- DOR uses the provided information to accurately calculate utility aid (*shown below*)

Utility Aid Calculation	
1. Net book value, <i>as of December 31, 2024 (including expected additions/retirements)</i>	\$0.00
2. Total net book value payment	\$0.00
3. Minimum payment	\$0.00
4. Megawatt capacity	0.0
5. Megawatt capacity payment	\$0.00
6. Closed/decommissioned production plant (phased down) payment	\$0.00
7. Subtotal (<i>sum of Lines 2, 3, 5 and 6</i>)	\$0.00
8. Population cap	\$232,475.00
9. Adjusted subtotal (<i>lesser of Line 7 or Line 8</i>)	\$0.00
10. Adjacent site incentive payment	\$0.00
11. Baseload incentive payment	\$0.00
12. Co-generation incentive payment	\$0.00
13. Alternative energy incentive payment	\$0.00
14. Total incentive payments (<i>sum of Lines 10 through 13</i>)	\$0.00
15. Spent nuclear fuel payment	\$0.00
16. Total Utility Aid – this is the utility aid payment listed on the front of the estimate (<i>sum of Lines 9, 14 and 15</i>)	\$0.00

Supplemental County and Municipal Aid

- Under state law, supplemental county and municipal aid paid to each county and municipality is determined by 2023 Wisconsin Act 12 (sec. 79.037, Wis. Stats.)
- For detailed information, review [county and municipal aid spreadsheet](#)

Supplemental County and Municipal Aid Calculation	
1. Prior year supplemental county and municipal aid	\$39,243.97
2. Increase due to sales tax revenue including adjustments (<i>district changes</i>)	\$902.61
3. Total Supplemental County and Municipal Aid (<i>sum of Lines 1 and 2</i>)	\$40,146.58

Expenditure Restraint Incentive Program

- Only municipalities are eligible to receive Expenditure Restraint Incentive Program (ERIP) payments
- Under state law, in 2025, each municipality will receive a payment that is equal to the amount of the payment received by the municipality in 2024 (sec. 79.05(4), Wis. Stats., from 2023 WI Act 12 – notwithstanding subs. (2) and (3))

Contact Information

If you have questions, contact us at lgs@wisconsin.gov, (608) 266-8618 or (608) 261-5167.



State of Wisconsin • DEPARTMENT OF REVENUE

DIVISION OF STATE AND LOCAL FINANCE • BUREAU OF LOCAL GOVERNMENT SERVICES • 2135 RIMROCK RD MADISON, WI 53713

Mailing Address:
PO Box 8971 #6-97
Madison WI 53708-8971
Fax: (608) 264-6887
lgs@wisconsin.gov

September 13, 2024

KRISTA LYONS-HARTWIG
CITY OF SPOONER
PO BOX 548, 515 N SUMMIT ST
SPOONER WI 54801-0548

Notice of Shared Revenue – 2025 Original Estimate

Notice Information

The Wisconsin Department of Revenue (DOR) is providing the **estimated** shared revenue amounts your local government will receive in 2025 under current state law for county and municipal aid, supplemental county and municipal aid, utility aid and the expenditure restraint incentive program. This does not include adjustments, shown on the July and November payment notices.

District	CITY OF SPOONER	County	WASHBURN	Co-muni code	65-281
-----------------	-----------------	---------------	----------	---------------------	--------

Estimate Information

For an explanation of each aid payment listed below, review the additional information in this notice.

2025 Original Estimate	
1. County and municipal aid	\$475,632.15
2. Utility aid	\$2,486.54
3. Supplemental county and municipal aid	\$95,140.72
4. Expenditure restraint incentive program	\$47,528.80
5. Total Estimated 2025 Payments (sum of Lines 1-4)	\$620,788.21

Payment Information

Your local government will receive two distributions in 2025 :

- July 28, 2025: 15% of Line 1, 2, and 3 and 100% of Line 4 (*shown above*)
- November 17, 2025: balance of your 2025 aid payments

County and Municipal Aid

Under state law, the county and municipal aid paid to each county and municipality must be equal to the amount determined in 2012 (sec. 79.036, Wis. Stats.) and adjusted for fallen protective services insurance reimbursement (sec. 79.036(4), Wis. Stats.).

County and Municipal Aid Calculation	
1. Prior year county and municipal aid	\$464,972.15
2. Increase due to sales tax revenue, including adjustments (<i>district changes</i>)	\$10,694.36
3. Fallen protective services insurance adjustment	-\$34.36
4. Fallen protective services insurance reimbursement (<i>reported to DOR</i>)	\$0.00
5. Total County and Municipal Aid (sum of Lines 1-4)	\$475,632.15

Utility Aid

- Under state law, utility aid is distributed to each county and municipality where tax-exempt utility property is located (sec. 79.04, Wis. Stats.)
- Utility companies report utility property information to DOR annually
- DOR uses the provided information to accurately calculate utility aid (*shown below*)

Utility Aid Calculation	
1. Net book value, <i>as of December 31, 2024 (including expected additions/retirements)</i>	\$414,423.00
2. Total net book value payment	\$2,486.54
3. Minimum payment	\$0.00
4. Megawatt capacity	0.0
5. Megawatt capacity payment	\$0.00
6. Closed/decommissioned production plant (phased down) payment	\$0.00
7. Subtotal (<i>sum of Lines 2, 3, 5 and 6</i>)	\$2,486.54
8. Population cap	\$1,034,025.00
9. Adjusted subtotal (<i>lesser of Line 7 or Line 8</i>)	\$2,486.54
10. Adjacent site incentive payment	\$0.00
11. Baseload incentive payment	\$0.00
12. Co-generation incentive payment	\$0.00
13. Alternative energy incentive payment	\$0.00
14. Total incentive payments (<i>sum of Lines 10 through 13</i>)	\$0.00
15. Spent nuclear fuel payment	\$0.00
16. Total Utility Aid – this is the utility aid payment listed on the front of the estimate (<i>sum of Lines 9, 14 and 15</i>)	\$2,486.54

Supplemental County and Municipal Aid

- Under state law, supplemental county and municipal aid paid to each county and municipality is determined by 2023 Wisconsin Act 12 (sec. 79.037, Wis. Stats.)
- For detailed information, review [county and municipal aid spreadsheet](#)

Supplemental County and Municipal Aid Calculation	
1. Prior year supplemental county and municipal aid	\$93,001.68
2. Increase due to sales tax revenue including adjustments (<i>district changes</i>)	\$2,139.04
3. Total Supplemental County and Municipal Aid (<i>sum of Lines 1 and 2</i>)	\$95,140.72

Expenditure Restraint Incentive Program

- Only municipalities are eligible to receive Expenditure Restraint Incentive Program (ERIP) payments
- Under state law, in 2025, each municipality will receive a payment that is equal to the amount of the payment received by the municipality in 2024 (sec. 79.05(4), Wis. Stats., from 2023 WI Act 12 – notwithstanding subs. (2) and (3))

Contact Information

If you have questions, contact us at lgs@wisconsin.gov, (608) 266-8618 or (608) 261-5167.



State of Wisconsin • DEPARTMENT OF REVENUE

DIVISION OF STATE AND LOCAL FINANCE • BUREAU OF LOCAL GOVERNMENT SERVICES • 2135 RIMROCK RD MADISON, WI 53713

Mailing Address:
PO Box 8971 #6-97
Madison WI 53708-8971
Fax: (608) 264-6887
lgs@wisconsin.gov

September 13, 2024

ANDREW EICHE
CITY OF SHELL LAKE
PO BOX 520
SHELL LAKE WI 54871-0520

Notice of Shared Revenue – 2025 Original Estimate

Notice Information

The Wisconsin Department of Revenue (DOR) is providing the **estimated** shared revenue amounts your local government will receive in 2025 under current state law for county and municipal aid, supplemental county and municipal aid, utility aid and the expenditure restraint incentive program. This does not include adjustments, shown on the July and November payment notices.

District	CITY OF SHELL LAKE	County	WASHBURN	Co-muni code	65-282
-----------------	--------------------	---------------	----------	---------------------	--------

Estimate Information

For an explanation of each aid payment listed below, review the additional information in this notice.

2025 Original Estimate	
1. County and municipal aid	\$44,071.50
2. Utility aid	\$0.00
3. Supplemental county and municipal aid	\$54,216.22
4. Expenditure restraint incentive program	\$0.00
5. Total Estimated 2025 Payments (sum of Lines 1-4)	\$98,287.72

Payment Information

Your local government will receive two distributions in 2025 :

- July 28, 2025: 15% of Line 1, 2, and 3 and 100% of Line 4 (*shown above*)
- November 17, 2025: balance of your 2025 aid payments

County and Municipal Aid

Under state law, the county and municipal aid paid to each county and municipality must be equal to the amount determined in 2012 (sec. 79.036, Wis. Stats.) and adjusted for fallen protective services insurance reimbursement (sec. 79.036(4), Wis. Stats.).

County and Municipal Aid Calculation	
1. Prior year county and municipal aid	\$43,083.75
2. Increase due to sales tax revenue, including adjustments (<i>district changes</i>)	\$990.93
3. Fallen protective services insurance adjustment	-\$3.18
4. Fallen protective services insurance reimbursement (<i>reported to DOR</i>)	\$0.00
5. Total County and Municipal Aid (sum of Lines 1-4)	\$44,071.50

Utility Aid

- Under state law, utility aid is distributed to each county and municipality where tax-exempt utility property is located (sec. 79.04, Wis. Stats.)
- Utility companies report utility property information to DOR annually
- DOR uses the provided information to accurately calculate utility aid (*shown below*)

Utility Aid Calculation	
1. Net book value, <i>as of December 31, 2024 (including expected additions/retirements)</i>	\$0.00
2. Total net book value payment	\$0.00
3. Minimum payment	\$0.00
4. Megawatt capacity	0.0
5. Megawatt capacity payment	\$0.00
6. Closed/decommissioned production plant (phased down) payment	\$0.00
7. Subtotal (<i>sum of Lines 2, 3, 5 and 6</i>)	\$0.00
8. Population cap	\$585,225.00
9. Adjusted subtotal (<i>lesser of Line 7 or Line 8</i>)	\$0.00
10. Adjacent site incentive payment	\$0.00
11. Baseload incentive payment	\$0.00
12. Co-generation incentive payment	\$0.00
13. Alternative energy incentive payment	\$0.00
14. Total incentive payments (<i>sum of Lines 10 through 13</i>)	\$0.00
15. Spent nuclear fuel payment	\$0.00
16. Total Utility Aid – this is the utility aid payment listed on the front of the estimate (<i>sum of Lines 9, 14 and 15</i>)	\$0.00

Supplemental County and Municipal Aid

- Under state law, supplemental county and municipal aid paid to each county and municipality is determined by 2023 Wisconsin Act 12 (sec. 79.037, Wis. Stats.)
- For detailed information, review [county and municipal aid spreadsheet](#)

Supplemental County and Municipal Aid Calculation	
1. Prior year supplemental county and municipal aid	\$52,997.28
2. Increase due to sales tax revenue including adjustments (<i>district changes</i>)	\$1,218.94
3. Total Supplemental County and Municipal Aid (<i>sum of Lines 1 and 2</i>)	\$54,216.22

Expenditure Restraint Incentive Program

- Only municipalities are eligible to receive Expenditure Restraint Incentive Program (ERIP) payments
- Under state law, in 2025, each municipality will receive a payment that is equal to the amount of the payment received by the municipality in 2024 (sec. 79.05(4), Wis. Stats., from 2023 WI Act 12 – notwithstanding subs. (2) and (3))

Contact Information

If you have questions, contact us at lgs@wisconsin.gov, (608) 266-8618 or (608) 261-5167.



State of Wisconsin • DEPARTMENT OF REVENUE

DIVISION OF STATE AND LOCAL FINANCE • BUREAU OF LOCAL GOVERNMENT SERVICES • 2135 RIMROCK RD MADISON, WI 53713

Mailing Address:
PO Box 8971 #6-97
Madison WI 53708-8971
Fax: (608) 264-6887
lgs@wisconsin.gov

September 13, 2024

ALICIA SWEARINGEN
COUNTY OF WASHBURN
PO BOX 639
SHELL LAKE WI 54871-0639

Notice of Shared Revenue – 2025 Original Estimate

Notice Information

The Wisconsin Department of Revenue (DOR) is providing the **estimated** shared revenue amounts your local government will receive in 2025 under current state law for county and municipal aid, supplemental county and municipal aid, utility aid and the expenditure restraint incentive program. This does not include adjustments, shown on the July and November payment notices.

District	COUNTY OF WASHBURN	County	WASHBURN	Co-muni code	65-999
-----------------	--------------------	---------------	----------	---------------------	--------

Estimate Information

For an explanation of each aid payment listed below, review the additional information in this notice.

2025 Original Estimate	
1. County and municipal aid	\$111,742.25
2. Utility aid	\$27,059.23
3. Supplemental county and municipal aid	\$319,601.93
4. Expenditure restraint incentive program	\$0.00
5. Total Estimated 2025 Payments (sum of Lines 1-4)	\$458,403.41

Payment Information

Your local government will receive two distributions in 2025 :

- July 28, 2025: 15% of Line 1, 2, and 3 and 100% of Line 4 (*shown above*)
- November 17, 2025: balance of your 2025 aid payments

County and Municipal Aid

Under state law, the county and municipal aid paid to each county and municipality must be equal to the amount determined in 2012 (sec. 79.036, Wis. Stats.) and adjusted for fallen protective services insurance reimbursement (sec. 79.036(4), Wis. Stats.).

County and Municipal Aid Calculation	
1. Prior year county and municipal aid	\$109,237.85
2. Increase due to sales tax revenue, including adjustments (<i>district changes</i>)	\$2,512.47
3. Fallen protective services insurance adjustment	-\$8.07
4. Fallen protective services insurance reimbursement (<i>reported to DOR</i>)	\$0.00
5. Total County and Municipal Aid (sum of Lines 1-4)	\$111,742.25

Utility Aid

- Under state law, utility aid is distributed to each county and municipality where tax-exempt utility property is located (sec. 79.04, Wis. Stats.)
- Utility companies report utility property information to DOR annually
- DOR uses the provided information to accurately calculate utility aid (*shown below*)

Utility Aid Calculation	
1. Net book value, <i>as of December 31, 2024 (including expected additions/retirements)</i>	\$4,244,862.00
2. Total net book value payment	\$24,225.90
3. Minimum payment	\$0.00
4. Megawatt capacity	1.0
5. Megawatt capacity payment	\$1,333.33
6. Closed/decommissioned production plant (phased down) payment	\$0.00
7. Subtotal (<i>sum of Lines 2, 3, 5 and 6</i>)	\$25,559.23
8. Population cap	\$2,096,125.00
9. Adjusted subtotal (<i>lesser of Line 7 or Line 8</i>)	\$25,559.23
10. Adjacent site incentive payment	\$0.00
11. Baseload incentive payment	\$0.00
12. Co-generation incentive payment	\$0.00
13. Alternative energy incentive payment	\$1,500.00
14. Total incentive payments (<i>sum of Lines 10 through 13</i>)	\$1,500.00
15. Spent nuclear fuel payment	\$0.00
16. Total Utility Aid – this is the utility aid payment listed on the front of the estimate (<i>sum of Lines 9, 14 and 15</i>)	\$27,059.23

Supplemental County and Municipal Aid

- Under state law, supplemental county and municipal aid paid to each county and municipality is determined by 2023 Wisconsin Act 12 (sec. 79.037, Wis. Stats.)
- For detailed information, review [county and municipal aid spreadsheet](#)

Supplemental County and Municipal Aid Calculation	
1. Prior year supplemental county and municipal aid	\$312,416.35
2. Increase due to sales tax revenue including adjustments (<i>district changes</i>)	\$7,185.58
3. Total Supplemental County and Municipal Aid (<i>sum of Lines 1 and 2</i>)	\$319,601.93

Expenditure Restraint Incentive Program

- Only municipalities are eligible to receive Expenditure Restraint Incentive Program (ERIP) payments
- Under state law, in 2025, each municipality will receive a payment that is equal to the amount of the payment received by the municipality in 2024 (sec. 79.05(4), Wis. Stats., from 2023 WI Act 12 – notwithstanding subs. (2) and (3))

Contact Information

If you have questions, contact us at lgs@wisconsin.gov, (608) 266-8618 or (608) 261-5167.



State of Wisconsin • DEPARTMENT OF REVENUE

DIVISION OF STATE AND LOCAL FINANCE • BUREAU OF LOCAL GOVERNMENT SERVICES • 2135 RIMROCK RD MADISON, WI 53713

Mailing Address:
PO Box 8971 #6-97
Madison WI 53708-8971
Fax: (608) 264-6887
lgs@wisconsin.gov

September 13, 2024

WENDY FAIRBANKS
TOWN OF ADDISON
PO BOX 481, 127 FIRST ST
ALLENTON WI 53002-0481

Notice of Shared Revenue – 2025 Original Estimate

Notice Information

The Wisconsin Department of Revenue (DOR) is providing the **estimated** shared revenue amounts your local government will receive in 2025 under current state law for county and municipal aid, supplemental county and municipal aid, utility aid and the expenditure restraint incentive program. This does not include adjustments, shown on the July and November payment notices.

District	TOWN OF ADDISON	County	WASHINGTON	Co-muni code	66-002
-----------------	-----------------	---------------	------------	---------------------	--------

Estimate Information

For an explanation of each aid payment listed below, review the additional information in this notice.

2025 Original Estimate	
1. County and municipal aid	\$44,294.06
2. Utility aid	\$0.00
3. Supplemental county and municipal aid	\$89,883.75
4. Expenditure restraint incentive program	\$0.00
5. Total Estimated 2025 Payments (sum of Lines 1-4)	\$134,177.81

Payment Information

Your local government will receive two distributions in 2025 :

- July 28, 2025: 15% of Line 1, 2, and 3 and 100% of Line 4 (*shown above*)
- November 17, 2025: balance of your 2025 aid payments

County and Municipal Aid

Under state law, the county and municipal aid paid to each county and municipality must be equal to the amount determined in 2012 (sec. 79.036, Wis. Stats.) and adjusted for fallen protective services insurance reimbursement (sec. 79.036(4), Wis. Stats.).

County and Municipal Aid Calculation	
1. Prior year county and municipal aid	\$43,301.33
2. Increase due to sales tax revenue, including adjustments (<i>district changes</i>)	\$995.93
3. Fallen protective services insurance adjustment	-\$3.20
4. Fallen protective services insurance reimbursement (<i>reported to DOR</i>)	\$0.00
5. Total County and Municipal Aid (sum of Lines 1-4)	\$44,294.06

Utility Aid

- Under state law, utility aid is distributed to each county and municipality where tax-exempt utility property is located (sec. 79.04, Wis. Stats.)
- Utility companies report utility property information to DOR annually
- DOR uses the provided information to accurately calculate utility aid (*shown below*)

Utility Aid Calculation	
1. Net book value, <i>as of December 31, 2024 (including expected additions/retirements)</i>	\$0.00
2. Total net book value payment	\$0.00
3. Minimum payment	\$0.00
4. Megawatt capacity	0.0
5. Megawatt capacity payment	\$0.00
6. Closed/decommissioned production plant (phased down) payment	\$0.00
7. Subtotal (<i>sum of Lines 2, 3, 5 and 6</i>)	\$0.00
8. Population cap	\$1,453,500.00
9. Adjusted subtotal (<i>lesser of Line 7 or Line 8</i>)	\$0.00
10. Adjacent site incentive payment	\$0.00
11. Baseload incentive payment	\$0.00
12. Co-generation incentive payment	\$0.00
13. Alternative energy incentive payment	\$0.00
14. Total incentive payments (<i>sum of Lines 10 through 13</i>)	\$0.00
15. Spent nuclear fuel payment	\$0.00
16. Total Utility Aid – this is the utility aid payment listed on the front of the estimate (<i>sum of Lines 9, 14 and 15</i>)	\$0.00

Supplemental County and Municipal Aid

- Under state law, supplemental county and municipal aid paid to each county and municipality is determined by 2023 Wisconsin Act 12 (sec. 79.037, Wis. Stats.)
- For detailed information, review [county and municipal aid spreadsheet](#)

Supplemental County and Municipal Aid Calculation	
1. Prior year supplemental county and municipal aid	\$87,862.90
2. Increase due to sales tax revenue including adjustments (<i>district changes</i>)	\$2,020.85
3. Total Supplemental County and Municipal Aid (<i>sum of Lines 1 and 2</i>)	\$89,883.75

Expenditure Restraint Incentive Program

- Only municipalities are eligible to receive Expenditure Restraint Incentive Program (ERIP) payments
- Under state law, in 2025, each municipality will receive a payment that is equal to the amount of the payment received by the municipality in 2024 (sec. 79.05(4), Wis. Stats., from 2023 WI Act 12 – notwithstanding subs. (2) and (3))

Contact Information

If you have questions, contact us at lgs@wisconsin.gov, (608) 266-8618 or (608) 261-5167.



State of Wisconsin • DEPARTMENT OF REVENUE

DIVISION OF STATE AND LOCAL FINANCE • BUREAU OF LOCAL GOVERNMENT SERVICES • 2135 RIMROCK RD MADISON, WI 53713

Mailing Address:
PO Box 8971 #6-97
Madison WI 53708-8971
Fax: (608) 264-6887
lgs@wisconsin.gov

September 13, 2024

SHERRY ECKERT
TOWN OF BARTON
3482 TOWN HALL RD
KEWASKUM WI 53040-9469

Notice of Shared Revenue – 2025 Original Estimate

Notice Information

The Wisconsin Department of Revenue (DOR) is providing the **estimated** shared revenue amounts your local government will receive in 2025 under current state law for county and municipal aid, supplemental county and municipal aid, utility aid and the expenditure restraint incentive program. This does not include adjustments, shown on the July and November payment notices.

District	TOWN OF BARTON	County	WASHINGTON	Co-muni code	66-004
-----------------	----------------	---------------	------------	---------------------	--------

Estimate Information

For an explanation of each aid payment listed below, review the additional information in this notice.

2025 Original Estimate	
1. County and municipal aid	\$34,767.51
2. Utility aid	\$15,848.45
3. Supplemental county and municipal aid	\$78,679.08
4. Expenditure restraint incentive program	\$0.00
5. Total Estimated 2025 Payments (sum of Lines 1-4)	\$129,295.04

Payment Information

Your local government will receive two distributions in 2025 :

- July 28, 2025: 15% of Line 1, 2, and 3 and 100% of Line 4 (*shown above*)
- November 17, 2025: balance of your 2025 aid payments

County and Municipal Aid

Under state law, the county and municipal aid paid to each county and municipality must be equal to the amount determined in 2012 (sec. 79.036, Wis. Stats.) and adjusted for fallen protective services insurance reimbursement (sec. 79.036(4), Wis. Stats.).

County and Municipal Aid Calculation	
1. Prior year county and municipal aid	\$33,988.29
2. Increase due to sales tax revenue, including adjustments (<i>district changes</i>)	\$781.73
3. Fallen protective services insurance adjustment	-\$2.51
4. Fallen protective services insurance reimbursement (<i>reported to DOR</i>)	\$0.00
5. Total County and Municipal Aid (sum of Lines 1-4)	\$34,767.51

Utility Aid

- Under state law, utility aid is distributed to each county and municipality where tax-exempt utility property is located (sec. 79.04, Wis. Stats.)
- Utility companies report utility property information to DOR annually
- DOR uses the provided information to accurately calculate utility aid (*shown below*)

Utility Aid Calculation	
1. Net book value, <i>as of December 31, 2024 (including expected additions/retirements)</i>	\$5,282,816.00
2. Total net book value payment	\$15,848.45
3. Minimum payment	\$0.00
4. Megawatt capacity	0.0
5. Megawatt capacity payment	\$0.00
6. Closed/decommissioned production plant (phased down) payment	\$0.00
7. Subtotal (<i>sum of Lines 2, 3, 5 and 6</i>)	\$15,848.45
8. Population cap	\$1,177,675.00
9. Adjusted subtotal (<i>lesser of Line 7 or Line 8</i>)	\$15,848.45
10. Adjacent site incentive payment	\$0.00
11. Baseload incentive payment	\$0.00
12. Co-generation incentive payment	\$0.00
13. Alternative energy incentive payment	\$0.00
14. Total incentive payments (<i>sum of Lines 10 through 13</i>)	\$0.00
15. Spent nuclear fuel payment	\$0.00
16. Total Utility Aid – this is the utility aid payment listed on the front of the estimate (<i>sum of Lines 9, 14 and 15</i>)	\$15,848.45

Supplemental County and Municipal Aid

- Under state law, supplemental county and municipal aid paid to each county and municipality is determined by 2023 Wisconsin Act 12 (sec. 79.037, Wis. Stats.)
- For detailed information, review [county and municipal aid spreadsheet](#)

Supplemental County and Municipal Aid Calculation	
1. Prior year supplemental county and municipal aid	\$76,910.15
2. Increase due to sales tax revenue including adjustments (<i>district changes</i>)	\$1,768.93
3. Total Supplemental County and Municipal Aid (<i>sum of Lines 1 and 2</i>)	\$78,679.08

Expenditure Restraint Incentive Program

- Only municipalities are eligible to receive Expenditure Restraint Incentive Program (ERIP) payments
- Under state law, in 2025, each municipality will receive a payment that is equal to the amount of the payment received by the municipality in 2024 (sec. 79.05(4), Wis. Stats., from 2023 WI Act 12 – notwithstanding subs. (2) and (3))

Contact Information

If you have questions, contact us at lgs@wisconsin.gov, (608) 266-8618 or (608) 261-5167.



State of Wisconsin • DEPARTMENT OF REVENUE

DIVISION OF STATE AND LOCAL FINANCE • BUREAU OF LOCAL GOVERNMENT SERVICES • 2135 RIMROCK RD MADISON, WI 53713

Mailing Address:
PO Box 8971 #6-97
Madison WI 53708-8971
Fax: (608) 264-6887
lgs@wisconsin.gov

September 13, 2024

CARRIE BRUHA
TOWN OF ERIN
1846 STATE RD 83
HARTFORD WI 53027-9774

Notice of Shared Revenue – 2025 Original Estimate

Notice Information

The Wisconsin Department of Revenue (DOR) is providing the **estimated** shared revenue amounts your local government will receive in 2025 under current state law for county and municipal aid, supplemental county and municipal aid, utility aid and the expenditure restraint incentive program. This does not include adjustments, shown on the July and November payment notices.

District	TOWN OF ERIN	County	WASHINGTON	Co-muni code	66-006
-----------------	--------------	---------------	------------	---------------------	--------

Estimate Information

For an explanation of each aid payment listed below, review the additional information in this notice.

2025 Original Estimate	
1. County and municipal aid	\$45,016.25
2. Utility aid	\$0.00
3. Supplemental county and municipal aid	\$96,612.39
4. Expenditure restraint incentive program	\$0.00
5. Total Estimated 2025 Payments (sum of Lines 1-4)	\$141,628.64

Payment Information

Your local government will receive two distributions in 2025 :

- July 28, 2025: 15% of Line 1, 2, and 3 and 100% of Line 4 (*shown above*)
- November 17, 2025: balance of your 2025 aid payments

County and Municipal Aid

Under state law, the county and municipal aid paid to each county and municipality must be equal to the amount determined in 2012 (sec. 79.036, Wis. Stats.) and adjusted for fallen protective services insurance reimbursement (sec. 79.036(4), Wis. Stats.).

County and Municipal Aid Calculation	
1. Prior year county and municipal aid	\$44,007.33
2. Increase due to sales tax revenue, including adjustments (<i>district changes</i>)	\$1,012.17
3. Fallen protective services insurance adjustment	-\$3.25
4. Fallen protective services insurance reimbursement (<i>reported to DOR</i>)	\$0.00
5. Total County and Municipal Aid (sum of Lines 1-4)	\$45,016.25

Utility Aid

- Under state law, utility aid is distributed to each county and municipality where tax-exempt utility property is located (sec. 79.04, Wis. Stats.)
- Utility companies report utility property information to DOR annually
- DOR uses the provided information to accurately calculate utility aid (*shown below*)

Utility Aid Calculation	
1. Net book value, <i>as of December 31, 2024 (including expected additions/retirements)</i>	\$0.00
2. Total net book value payment	\$0.00
3. Minimum payment	\$0.00
4. Megawatt capacity	0.0
5. Megawatt capacity payment	\$0.00
6. Closed/decommissioned production plant (phased down) payment	\$0.00
7. Subtotal (<i>sum of Lines 2, 3, 5 and 6</i>)	\$0.00
8. Population cap	\$1,647,725.00
9. Adjusted subtotal (<i>lesser of Line 7 or Line 8</i>)	\$0.00
10. Adjacent site incentive payment	\$0.00
11. Baseload incentive payment	\$0.00
12. Co-generation incentive payment	\$0.00
13. Alternative energy incentive payment	\$0.00
14. Total incentive payments (<i>sum of Lines 10 through 13</i>)	\$0.00
15. Spent nuclear fuel payment	\$0.00
16. Total Utility Aid – this is the utility aid payment listed on the front of the estimate (<i>sum of Lines 9, 14 and 15</i>)	\$0.00

Supplemental County and Municipal Aid

- Under state law, supplemental county and municipal aid paid to each county and municipality is determined by 2023 Wisconsin Act 12 (sec. 79.037, Wis. Stats.)
- For detailed information, review [county and municipal aid spreadsheet](#)

Supplemental County and Municipal Aid Calculation	
1. Prior year supplemental county and municipal aid	\$94,440.26
2. Increase due to sales tax revenue including adjustments (<i>district changes</i>)	\$2,172.13
3. Total Supplemental County and Municipal Aid (<i>sum of Lines 1 and 2</i>)	\$96,612.39

Expenditure Restraint Incentive Program

- Only municipalities are eligible to receive Expenditure Restraint Incentive Program (ERIP) payments
- Under state law, in 2025, each municipality will receive a payment that is equal to the amount of the payment received by the municipality in 2024 (sec. 79.05(4), Wis. Stats., from 2023 WI Act 12 – notwithstanding subs. (2) and (3))

Contact Information

If you have questions, contact us at lgs@wisconsin.gov, (608) 266-8618 or (608) 261-5167.



State of Wisconsin • DEPARTMENT OF REVENUE

DIVISION OF STATE AND LOCAL FINANCE • BUREAU OF LOCAL GOVERNMENT SERVICES • 2135 RIMROCK RD MADISON, WI 53713

Mailing Address:
PO Box 8971 #6-97
Madison WI 53708-8971
Fax: (608) 264-6887
lgs@wisconsin.gov

September 13, 2024

PATTY HOERIG
TOWN OF FARMINGTON
1807 COUNTY RD A
WEST BEND WI 53090

Notice of Shared Revenue – 2025 Original Estimate

Notice Information

The Wisconsin Department of Revenue (DOR) is providing the **estimated** shared revenue amounts your local government will receive in 2025 under current state law for county and municipal aid, supplemental county and municipal aid, utility aid and the expenditure restraint incentive program. This does not include adjustments, shown on the July and November payment notices.

District	TOWN OF FARMINGTON	County	WASHINGTON	Co-muni code	66-008
-----------------	--------------------	---------------	------------	---------------------	--------

Estimate Information

For an explanation of each aid payment listed below, review the additional information in this notice.

2025 Original Estimate	
1. County and municipal aid	\$39,544.98
2. Utility aid	\$0.00
3. Supplemental county and municipal aid	\$93,530.98
4. Expenditure restraint incentive program	\$0.00
5. Total Estimated 2025 Payments (sum of Lines 1-4)	\$133,075.96

Payment Information

Your local government will receive two distributions in 2025 :

- July 28, 2025: 15% of Line 1, 2, and 3 and 100% of Line 4 (*shown above*)
- November 17, 2025: balance of your 2025 aid payments

County and Municipal Aid

Under state law, the county and municipal aid paid to each county and municipality must be equal to the amount determined in 2012 (sec. 79.036, Wis. Stats.) and adjusted for fallen protective services insurance reimbursement (sec. 79.036(4), Wis. Stats.).

County and Municipal Aid Calculation	
1. Prior year county and municipal aid	\$38,658.69
2. Increase due to sales tax revenue, including adjustments (<i>district changes</i>)	\$889.15
3. Fallen protective services insurance adjustment	-\$2.86
4. Fallen protective services insurance reimbursement (<i>reported to DOR</i>)	\$0.00
5. Total County and Municipal Aid (sum of Lines 1-4)	\$39,544.98

Utility Aid

- Under state law, utility aid is distributed to each county and municipality where tax-exempt utility property is located (sec. 79.04, Wis. Stats.)
- Utility companies report utility property information to DOR annually
- DOR uses the provided information to accurately calculate utility aid (*shown below*)

Utility Aid Calculation	
1. Net book value, <i>as of December 31, 2024 (including expected additions/retirements)</i>	\$0.00
2. Total net book value payment	\$0.00
3. Minimum payment	\$0.00
4. Megawatt capacity	0.0
5. Megawatt capacity payment	\$0.00
6. Closed/decommissioned production plant (phased down) payment	\$0.00
7. Subtotal (<i>sum of Lines 2, 3, 5 and 6</i>)	\$0.00
8. Population cap	\$1,561,025.00
9. Adjusted subtotal (<i>lesser of Line 7 or Line 8</i>)	\$0.00
10. Adjacent site incentive payment	\$0.00
11. Baseload incentive payment	\$0.00
12. Co-generation incentive payment	\$0.00
13. Alternative energy incentive payment	\$0.00
14. Total incentive payments (<i>sum of Lines 10 through 13</i>)	\$0.00
15. Spent nuclear fuel payment	\$0.00
16. Total Utility Aid – this is the utility aid payment listed on the front of the estimate (<i>sum of Lines 9, 14 and 15</i>)	\$0.00

Supplemental County and Municipal Aid

- Under state law, supplemental county and municipal aid paid to each county and municipality is determined by 2023 Wisconsin Act 12 (sec. 79.037, Wis. Stats.)
- For detailed information, review [county and municipal aid spreadsheet](#)

Supplemental County and Municipal Aid Calculation	
1. Prior year supplemental county and municipal aid	\$91,428.13
2. Increase due to sales tax revenue including adjustments (<i>district changes</i>)	\$2,102.85
3. Total Supplemental County and Municipal Aid (<i>sum of Lines 1 and 2</i>)	\$93,530.98

Expenditure Restraint Incentive Program

- Only municipalities are eligible to receive Expenditure Restraint Incentive Program (ERIP) payments
- Under state law, in 2025, each municipality will receive a payment that is equal to the amount of the payment received by the municipality in 2024 (sec. 79.05(4), Wis. Stats., from 2023 WI Act 12 – notwithstanding subs. (2) and (3))

Contact Information

If you have questions, contact us at lgs@wisconsin.gov, (608) 266-8618 or (608) 261-5167.



State of Wisconsin • DEPARTMENT OF REVENUE

DIVISION OF STATE AND LOCAL FINANCE • BUREAU OF LOCAL GOVERNMENT SERVICES • 2135 RIMROCK RD MADISON, WI 53713

Mailing Address:
PO Box 8971 #6-97
Madison WI 53708-8971
Fax: (608) 264-6887
lgs@wisconsin.gov

September 13, 2024

KRISTIN DHEIN
TOWN OF GERMANTOWN
W188N13102 MAPLE RD
RICHFIELD WI 53076

Notice of Shared Revenue – 2025 Original Estimate

Notice Information

The Wisconsin Department of Revenue (DOR) is providing the **estimated** shared revenue amounts your local government will receive in 2025 under current state law for county and municipal aid, supplemental county and municipal aid, utility aid and the expenditure restraint incentive program. This does not include adjustments, shown on the July and November payment notices.

District	TOWN OF GERMANTOWN	County	WASHINGTON	Co-muni code	66-010
-----------------	--------------------	---------------	------------	---------------------	--------

Estimate Information

For an explanation of each aid payment listed below, review the additional information in this notice.

2025 Original Estimate	
1. County and municipal aid	\$14,108.61
2. Utility aid	\$0.00
3. Supplemental county and municipal aid	\$34,851.70
4. Expenditure restraint incentive program	\$0.00
5. Total Estimated 2025 Payments (sum of Lines 1-4)	\$48,960.31

Payment Information

Your local government will receive two distributions in 2025 :

- July 28, 2025: 15% of Line 1, 2, and 3 and 100% of Line 4 (*shown above*)
- November 17, 2025: balance of your 2025 aid payments

County and Municipal Aid

Under state law, the county and municipal aid paid to each county and municipality must be equal to the amount determined in 2012 (sec. 79.036, Wis. Stats.) and adjusted for fallen protective services insurance reimbursement (sec. 79.036(4), Wis. Stats.).

County and Municipal Aid Calculation	
1. Prior year county and municipal aid	\$13,792.41
2. Increase due to sales tax revenue, including adjustments (<i>district changes</i>)	\$317.22
3. Fallen protective services insurance adjustment	-\$1.02
4. Fallen protective services insurance reimbursement (<i>reported to DOR</i>)	\$0.00
5. Total County and Municipal Aid (sum of Lines 1-4)	\$14,108.61

Utility Aid

- Under state law, utility aid is distributed to each county and municipality where tax-exempt utility property is located (sec. 79.04, Wis. Stats.)
- Utility companies report utility property information to DOR annually
- DOR uses the provided information to accurately calculate utility aid (*shown below*)

Utility Aid Calculation	
1. Net book value, <i>as of December 31, 2024 (including expected additions/retirements)</i>	\$0.00
2. Total net book value payment	\$0.00
3. Minimum payment	\$0.00
4. Megawatt capacity	0.0
5. Megawatt capacity payment	\$0.00
6. Closed/decommissioned production plant (phased down) payment	\$0.00
7. Subtotal (<i>sum of Lines 2, 3, 5 and 6</i>)	\$0.00
8. Population cap	\$101,575.00
9. Adjusted subtotal (<i>lesser of Line 7 or Line 8</i>)	\$0.00
10. Adjacent site incentive payment	\$0.00
11. Baseload incentive payment	\$0.00
12. Co-generation incentive payment	\$0.00
13. Alternative energy incentive payment	\$0.00
14. Total incentive payments (<i>sum of Lines 10 through 13</i>)	\$0.00
15. Spent nuclear fuel payment	\$0.00
16. Total Utility Aid – this is the utility aid payment listed on the front of the estimate (<i>sum of Lines 9, 14 and 15</i>)	\$0.00

Supplemental County and Municipal Aid

- Under state law, supplemental county and municipal aid paid to each county and municipality is determined by 2023 Wisconsin Act 12 (sec. 79.037, Wis. Stats.)
- For detailed information, review [county and municipal aid spreadsheet](#)

Supplemental County and Municipal Aid Calculation	
1. Prior year supplemental county and municipal aid	\$34,068.13
2. Increase due to sales tax revenue including adjustments (<i>district changes</i>)	\$783.57
3. Total Supplemental County and Municipal Aid (<i>sum of Lines 1 and 2</i>)	\$34,851.70

Expenditure Restraint Incentive Program

- Only municipalities are eligible to receive Expenditure Restraint Incentive Program (ERIP) payments
- Under state law, in 2025, each municipality will receive a payment that is equal to the amount of the payment received by the municipality in 2024 (sec. 79.05(4), Wis. Stats., from 2023 WI Act 12 – notwithstanding subs. (2) and (3))

Contact Information

If you have questions, contact us at lgs@wisconsin.gov, (608) 266-8618 or (608) 261-5167.



State of Wisconsin • DEPARTMENT OF REVENUE

DIVISION OF STATE AND LOCAL FINANCE • BUREAU OF LOCAL GOVERNMENT SERVICES • 2135 RIMROCK RD MADISON, WI 53713

Mailing Address:
PO Box 8971 #6-97
Madison WI 53708-8971
Fax: (608) 264-6887
lgs@wisconsin.gov

September 13, 2024

GERI ANDERSON
TOWN OF HARTFORD
3360 COUNTY RD K
HARTFORD WI 53027-9269

Notice of Shared Revenue – 2025 Original Estimate

Notice Information

The Wisconsin Department of Revenue (DOR) is providing the **estimated** shared revenue amounts your local government will receive in 2025 under current state law for county and municipal aid, supplemental county and municipal aid, utility aid and the expenditure restraint incentive program. This does not include adjustments, shown on the July and November payment notices.

District	TOWN OF HARTFORD	County	WASHINGTON	Co-muni code	66-012
-----------------	------------------	---------------	------------	---------------------	--------

Estimate Information

For an explanation of each aid payment listed below, review the additional information in this notice.

2025 Original Estimate	
1. County and municipal aid	\$47,608.94
2. Utility aid	\$23,162.62
3. Supplemental county and municipal aid	\$88,719.16
4. Expenditure restraint incentive program	\$0.00
5. Total Estimated 2025 Payments (sum of Lines 1-4)	\$159,490.72

Payment Information

Your local government will receive two distributions in 2025 :

- July 28, 2025: 15% of Line 1, 2, and 3 and 100% of Line 4 (*shown above*)
- November 17, 2025: balance of your 2025 aid payments

County and Municipal Aid

Under state law, the county and municipal aid paid to each county and municipality must be equal to the amount determined in 2012 (sec. 79.036, Wis. Stats.) and adjusted for fallen protective services insurance reimbursement (sec. 79.036(4), Wis. Stats.).

County and Municipal Aid Calculation	
1. Prior year county and municipal aid	\$46,541.92
2. Increase due to sales tax revenue, including adjustments (<i>district changes</i>)	\$1,070.46
3. Fallen protective services insurance adjustment	-\$3.44
4. Fallen protective services insurance reimbursement (<i>reported to DOR</i>)	\$0.00
5. Total County and Municipal Aid (sum of Lines 1-4)	\$47,608.94

Utility Aid

- Under state law, utility aid is distributed to each county and municipality where tax-exempt utility property is located (sec. 79.04, Wis. Stats.)
- Utility companies report utility property information to DOR annually
- DOR uses the provided information to accurately calculate utility aid (*shown below*)

Utility Aid Calculation	
1. Net book value, as of December 31, 2024 (including expected additions/retirements)	\$7,720,874.00
2. Total net book value payment	\$23,162.62
3. Minimum payment	\$0.00
4. Megawatt capacity	0.0
5. Megawatt capacity payment	\$0.00
6. Closed/decommissioned production plant (phased down) payment	\$0.00
7. Subtotal (sum of Lines 2, 3, 5 and 6)	\$23,162.62
8. Population cap	\$1,422,050.00
9. Adjusted subtotal (lesser of Line 7 or Line 8)	\$23,162.62
10. Adjacent site incentive payment	\$0.00
11. Baseload incentive payment	\$0.00
12. Co-generation incentive payment	\$0.00
13. Alternative energy incentive payment	\$0.00
14. Total incentive payments (sum of Lines 10 through 13)	\$0.00
15. Spent nuclear fuel payment	\$0.00
16. Total Utility Aid – this is the utility aid payment listed on the front of the estimate (sum of Lines 9, 14 and 15)	\$23,162.62

Supplemental County and Municipal Aid

- Under state law, supplemental county and municipal aid paid to each county and municipality is determined by 2023 Wisconsin Act 12 (sec. 79.037, Wis. Stats.)
- For detailed information, review [county and municipal aid spreadsheet](#)

Supplemental County and Municipal Aid Calculation	
1. Prior year supplemental county and municipal aid	\$86,724.50
2. Increase due to sales tax revenue including adjustments (<i>district changes</i>)	\$1,994.66
3. Total Supplemental County and Municipal Aid (sum of Lines 1 and 2)	\$88,719.16

Expenditure Restraint Incentive Program

- Only municipalities are eligible to receive Expenditure Restraint Incentive Program (ERIP) payments
- Under state law, in 2025, each municipality will receive a payment that is equal to the amount of the payment received by the municipality in 2024 (sec. 79.05(4), Wis. Stats., from 2023 WI Act 12 – notwithstanding subs. (2) and (3))

Contact Information

If you have questions, contact us at lgs@wisconsin.gov, (608) 266-8618 or (608) 261-5167.



State of Wisconsin • DEPARTMENT OF REVENUE

DIVISION OF STATE AND LOCAL FINANCE • BUREAU OF LOCAL GOVERNMENT SERVICES • 2135 RIMROCK RD MADISON, WI 53713

Mailing Address:
PO Box 8971 #6-97
Madison WI 53708-8971
Fax: (608) 264-6887
lgs@wisconsin.gov

September 13, 2024

ROBERT EICHNER
TOWN OF JACKSON
3146 DIVISION RD
JACKSON WI 53037

Notice of Shared Revenue – 2025 Original Estimate

Notice Information

The Wisconsin Department of Revenue (DOR) is providing the **estimated** shared revenue amounts your local government will receive in 2025 under current state law for county and municipal aid, supplemental county and municipal aid, utility aid and the expenditure restraint incentive program. This does not include adjustments, shown on the July and November payment notices.

District	TOWN OF JACKSON	County	WASHINGTON	Co-muni code	66-014
-----------------	-----------------	---------------	------------	---------------------	--------

Estimate Information

For an explanation of each aid payment listed below, review the additional information in this notice.

2025 Original Estimate	
1. County and municipal aid	\$46,549.74
2. Utility aid	\$7,519.45
3. Supplemental county and municipal aid	\$100,411.83
4. Expenditure restraint incentive program	\$0.00
5. Total Estimated 2025 Payments (sum of Lines 1-4)	\$154,481.02

Payment Information

Your local government will receive two distributions in 2025 :

- July 28, 2025: 15% of Line 1, 2, and 3 and 100% of Line 4 (*shown above*)
- November 17, 2025: balance of your 2025 aid payments

County and Municipal Aid

Under state law, the county and municipal aid paid to each county and municipality must be equal to the amount determined in 2012 (sec. 79.036, Wis. Stats.) and adjusted for fallen protective services insurance reimbursement (sec. 79.036(4), Wis. Stats.).

County and Municipal Aid Calculation	
1. Prior year county and municipal aid	\$45,506.45
2. Increase due to sales tax revenue, including adjustments (<i>district changes</i>)	\$1,046.65
3. Fallen protective services insurance adjustment	-\$3.36
4. Fallen protective services insurance reimbursement (<i>reported to DOR</i>)	\$0.00
5. Total County and Municipal Aid (sum of Lines 1-4)	\$46,549.74

Utility Aid

- Under state law, utility aid is distributed to each county and municipality where tax-exempt utility property is located (sec. 79.04, Wis. Stats.)
- Utility companies report utility property information to DOR annually
- DOR uses the provided information to accurately calculate utility aid (*shown below*)

Utility Aid Calculation	
1. Net book value, <i>as of December 31, 2024 (including expected additions/retirements)</i>	\$2,506,483.00
2. Total net book value payment	\$7,519.45
3. Minimum payment	\$0.00
4. Megawatt capacity	0.0
5. Megawatt capacity payment	\$0.00
6. Closed/decommissioned production plant (phased down) payment	\$0.00
7. Subtotal (<i>sum of Lines 2, 3, 5 and 6</i>)	\$7,519.45
8. Population cap	\$1,741,650.00
9. Adjusted subtotal (<i>lesser of Line 7 or Line 8</i>)	\$7,519.45
10. Adjacent site incentive payment	\$0.00
11. Baseload incentive payment	\$0.00
12. Co-generation incentive payment	\$0.00
13. Alternative energy incentive payment	\$0.00
14. Total incentive payments (<i>sum of Lines 10 through 13</i>)	\$0.00
15. Spent nuclear fuel payment	\$0.00
16. Total Utility Aid – this is the utility aid payment listed on the front of the estimate (<i>sum of Lines 9, 14 and 15</i>)	\$7,519.45

Supplemental County and Municipal Aid

- Under state law, supplemental county and municipal aid paid to each county and municipality is determined by 2023 Wisconsin Act 12 (sec. 79.037, Wis. Stats.)
- For detailed information, review [county and municipal aid spreadsheet](#)

Supplemental County and Municipal Aid Calculation	
1. Prior year supplemental county and municipal aid	\$98,154.28
2. Increase due to sales tax revenue including adjustments (<i>district changes</i>)	\$2,257.55
3. Total Supplemental County and Municipal Aid (<i>sum of Lines 1 and 2</i>)	\$100,411.83

Expenditure Restraint Incentive Program

- Only municipalities are eligible to receive Expenditure Restraint Incentive Program (ERIP) payments
- Under state law, in 2025, each municipality will receive a payment that is equal to the amount of the payment received by the municipality in 2024 (sec. 79.05(4), Wis. Stats., from 2023 WI Act 12 – notwithstanding subs. (2) and (3))

Contact Information

If you have questions, contact us at lgs@wisconsin.gov, (608) 266-8618 or (608) 261-5167.



State of Wisconsin • DEPARTMENT OF REVENUE

DIVISION OF STATE AND LOCAL FINANCE • BUREAU OF LOCAL GOVERNMENT SERVICES • 2135 RIMROCK RD MADISON, WI 53713

Mailing Address:
PO Box 8971 #6-97
Madison WI 53708-8971
Fax: (608) 264-6887
lgs@wisconsin.gov

September 13, 2024

ANNE TRAUTNER
TOWN OF KEWASKUM
P.O. BOX 484
KEWASKUM WI 53040

Notice of Shared Revenue – 2025 Original Estimate

Notice Information

The Wisconsin Department of Revenue (DOR) is providing the **estimated** shared revenue amounts your local government will receive in 2025 under current state law for county and municipal aid, supplemental county and municipal aid, utility aid and the expenditure restraint incentive program. This does not include adjustments, shown on the July and November payment notices.

District	TOWN OF KEWASKUM	County	WASHINGTON	Co-muni code	66-016
-----------------	------------------	---------------	------------	---------------------	--------

Estimate Information

For an explanation of each aid payment listed below, review the additional information in this notice.

2025 Original Estimate	
1. County and municipal aid	\$24,538.54
2. Utility aid	\$0.00
3. Supplemental county and municipal aid	\$50,180.62
4. Expenditure restraint incentive program	\$0.00
5. Total Estimated 2025 Payments (sum of Lines 1-4)	\$74,719.16

Payment Information

Your local government will receive two distributions in 2025 :

- July 28, 2025: 15% of Line 1, 2, and 3 and 100% of Line 4 (*shown above*)
- November 17, 2025: balance of your 2025 aid payments

County and Municipal Aid

Under state law, the county and municipal aid paid to each county and municipality must be equal to the amount determined in 2012 (sec. 79.036, Wis. Stats.) and adjusted for fallen protective services insurance reimbursement (sec. 79.036(4), Wis. Stats.).

County and Municipal Aid Calculation	
1. Prior year county and municipal aid	\$23,988.57
2. Increase due to sales tax revenue, including adjustments (<i>district changes</i>)	\$551.74
3. Fallen protective services insurance adjustment	-\$1.77
4. Fallen protective services insurance reimbursement (<i>reported to DOR</i>)	\$0.00
5. Total County and Municipal Aid (sum of Lines 1-4)	\$24,538.54

Utility Aid

- Under state law, utility aid is distributed to each county and municipality where tax-exempt utility property is located (sec. 79.04, Wis. Stats.)
- Utility companies report utility property information to DOR annually
- DOR uses the provided information to accurately calculate utility aid (*shown below*)

Utility Aid Calculation	
1. Net book value, as of December 31, 2024 (including expected additions/retirements)	\$0.00
2. Total net book value payment	\$0.00
3. Minimum payment	\$0.00
4. Megawatt capacity	0.0
5. Megawatt capacity payment	\$0.00
6. Closed/decommissioned production plant (phased down) payment	\$0.00
7. Subtotal (sum of Lines 2, 3, 5 and 6)	\$0.00
8. Population cap	\$476,850.00
9. Adjusted subtotal (lesser of Line 7 or Line 8)	\$0.00
10. Adjacent site incentive payment	\$0.00
11. Baseload incentive payment	\$0.00
12. Co-generation incentive payment	\$0.00
13. Alternative energy incentive payment	\$0.00
14. Total incentive payments (sum of Lines 10 through 13)	\$0.00
15. Spent nuclear fuel payment	\$0.00
16. Total Utility Aid – this is the utility aid payment listed on the front of the estimate (sum of Lines 9, 14 and 15)	\$0.00

Supplemental County and Municipal Aid

- Under state law, supplemental county and municipal aid paid to each county and municipality is determined by 2023 Wisconsin Act 12 (sec. 79.037, Wis. Stats.)
- For detailed information, review [county and municipal aid spreadsheet](#)

Supplemental County and Municipal Aid Calculation	
1. Prior year supplemental county and municipal aid	\$49,052.41
2. Increase due to sales tax revenue including adjustments (<i>district changes</i>)	\$1,128.21
3. Total Supplemental County and Municipal Aid (sum of Lines 1 and 2)	\$50,180.62

Expenditure Restraint Incentive Program

- Only municipalities are eligible to receive Expenditure Restraint Incentive Program (ERIP) payments
- Under state law, in 2025, each municipality will receive a payment that is equal to the amount of the payment received by the municipality in 2024 (sec. 79.05(4), Wis. Stats., from 2023 WI Act 12 – notwithstanding subs. (2) and (3))

Contact Information

If you have questions, contact us at lgs@wisconsin.gov, (608) 266-8618 or (608) 261-5167.



State of Wisconsin • DEPARTMENT OF REVENUE

DIVISION OF STATE AND LOCAL FINANCE • BUREAU OF LOCAL GOVERNMENT SERVICES • 2135 RIMROCK RD MADISON, WI 53713

Mailing Address:
PO Box 8971 #6-97
Madison WI 53708-8971
Fax: (608) 264-6887
lgs@wisconsin.gov

September 13, 2024

ALISON PECHA
TOWN OF POLK
3680 STATE HWY 60
SLINGER WI 53086-9309

Notice of Shared Revenue – 2025 Original Estimate

Notice Information

The Wisconsin Department of Revenue (DOR) is providing the **estimated** shared revenue amounts your local government will receive in 2025 under current state law for county and municipal aid, supplemental county and municipal aid, utility aid and the expenditure restraint incentive program. This does not include adjustments, shown on the July and November payment notices.

District	TOWN OF POLK	County	WASHINGTON	Co-muni code	66-018
-----------------	--------------	---------------	------------	---------------------	--------

Estimate Information

For an explanation of each aid payment listed below, review the additional information in this notice.

2025 Original Estimate	
1. County and municipal aid	\$51,716.60
2. Utility aid	\$11,416.89
3. Supplemental county and municipal aid	\$99,402.17
4. Expenditure restraint incentive program	\$0.00
5. Total Estimated 2025 Payments (sum of Lines 1-4)	\$162,535.66

Payment Information

Your local government will receive two distributions in 2025 :

- July 28, 2025: 15% of Line 1, 2, and 3 and 100% of Line 4 (*shown above*)
- November 17, 2025: balance of your 2025 aid payments

County and Municipal Aid

Under state law, the county and municipal aid paid to each county and municipality must be equal to the amount determined in 2012 (sec. 79.036, Wis. Stats.) and adjusted for fallen protective services insurance reimbursement (sec. 79.036(4), Wis. Stats.).

County and Municipal Aid Calculation	
1. Prior year county and municipal aid	\$50,557.52
2. Increase due to sales tax revenue, including adjustments (<i>district changes</i>)	\$1,162.82
3. Fallen protective services insurance adjustment	-\$3.74
4. Fallen protective services insurance reimbursement (<i>reported to DOR</i>)	\$0.00
5. Total County and Municipal Aid (sum of Lines 1-4)	\$51,716.60

Utility Aid

- Under state law, utility aid is distributed to each county and municipality where tax-exempt utility property is located (sec. 79.04, Wis. Stats.)
- Utility companies report utility property information to DOR annually
- DOR uses the provided information to accurately calculate utility aid (*shown below*)

Utility Aid Calculation	
1. Net book value, <i>as of December 31, 2024 (including expected additions/retirements)</i>	\$3,805,631.00
2. Total net book value payment	\$11,416.89
3. Minimum payment	\$0.00
4. Megawatt capacity	0.0
5. Megawatt capacity payment	\$0.00
6. Closed/decommissioned production plant (phased down) payment	\$0.00
7. Subtotal (<i>sum of Lines 2, 3, 5 and 6</i>)	\$11,416.89
8. Population cap	\$1,711,475.00
9. Adjusted subtotal (<i>lesser of Line 7 or Line 8</i>)	\$11,416.89
10. Adjacent site incentive payment	\$0.00
11. Baseload incentive payment	\$0.00
12. Co-generation incentive payment	\$0.00
13. Alternative energy incentive payment	\$0.00
14. Total incentive payments (<i>sum of Lines 10 through 13</i>)	\$0.00
15. Spent nuclear fuel payment	\$0.00
16. Total Utility Aid – this is the utility aid payment listed on the front of the estimate (<i>sum of Lines 9, 14 and 15</i>)	\$11,416.89

Supplemental County and Municipal Aid

- Under state law, supplemental county and municipal aid paid to each county and municipality is determined by 2023 Wisconsin Act 12 (sec. 79.037, Wis. Stats.)
- For detailed information, review [county and municipal aid spreadsheet](#)

Supplemental County and Municipal Aid Calculation	
1. Prior year supplemental county and municipal aid	\$97,167.32
2. Increase due to sales tax revenue including adjustments (<i>district changes</i>)	\$2,234.85
3. Total Supplemental County and Municipal Aid (<i>sum of Lines 1 and 2</i>)	\$99,402.17

Expenditure Restraint Incentive Program

- Only municipalities are eligible to receive Expenditure Restraint Incentive Program (ERIP) payments
- Under state law, in 2025, each municipality will receive a payment that is equal to the amount of the payment received by the municipality in 2024 (sec. 79.05(4), Wis. Stats., from 2023 WI Act 12 – notwithstanding subs. (2) and (3))

Contact Information

If you have questions, contact us at lgs@wisconsin.gov, (608) 266-8618 or (608) 261-5167.



State of Wisconsin • DEPARTMENT OF REVENUE

DIVISION OF STATE AND LOCAL FINANCE • BUREAU OF LOCAL GOVERNMENT SERVICES • 2135 RIMROCK RD MADISON, WI 53713

Mailing Address:
PO Box 8971 #6-97
Madison WI 53708-8971
Fax: (608) 264-6887
lgs@wisconsin.gov

September 13, 2024

HEATHER KRUEGER
TOWN OF TRENTON
PO BOX 259, 1071 STATE HWY 33E
NEWBURG WI 53060-0259

Notice of Shared Revenue – 2025 Original Estimate

Notice Information

The Wisconsin Department of Revenue (DOR) is providing the **estimated** shared revenue amounts your local government will receive in 2025 under current state law for county and municipal aid, supplemental county and municipal aid, utility aid and the expenditure restraint incentive program. This does not include adjustments, shown on the July and November payment notices.

District	TOWN OF TRENTON	County	WASHINGTON	Co-muni code	66-022
-----------------	-----------------	---------------	------------	---------------------	--------

Estimate Information

For an explanation of each aid payment listed below, review the additional information in this notice.

2025 Original Estimate	
1. County and municipal aid	\$58,406.01
2. Utility aid	\$6,278.55
3. Supplemental county and municipal aid	\$109,102.06
4. Expenditure restraint incentive program	\$0.00
5. Total Estimated 2025 Payments (sum of Lines 1-4)	\$173,786.62

Payment Information

Your local government will receive two distributions in 2025 :

- July 28, 2025: 15% of Line 1, 2, and 3 and 100% of Line 4 (*shown above*)
- November 17, 2025: balance of your 2025 aid payments

County and Municipal Aid

Under state law, the county and municipal aid paid to each county and municipality must be equal to the amount determined in 2012 (sec. 79.036, Wis. Stats.) and adjusted for fallen protective services insurance reimbursement (sec. 79.036(4), Wis. Stats.).

County and Municipal Aid Calculation	
1. Prior year county and municipal aid	\$57,097.00
2. Increase due to sales tax revenue, including adjustments (<i>district changes</i>)	\$1,313.23
3. Fallen protective services insurance adjustment	-\$4.22
4. Fallen protective services insurance reimbursement (<i>reported to DOR</i>)	\$0.00
5. Total County and Municipal Aid (sum of Lines 1-4)	\$58,406.01

Utility Aid

- Under state law, utility aid is distributed to each county and municipality where tax-exempt utility property is located (sec. 79.04, Wis. Stats.)
- Utility companies report utility property information to DOR annually
- DOR uses the provided information to accurately calculate utility aid (*shown below*)

Utility Aid Calculation	
1. Net book value, <i>as of December 31, 2024 (including expected additions/retirements)</i>	\$2,092,849.00
2. Total net book value payment	\$6,278.55
3. Minimum payment	\$0.00
4. Megawatt capacity	0.0
5. Megawatt capacity payment	\$0.00
6. Closed/decommissioned production plant (phased down) payment	\$0.00
7. Subtotal (<i>sum of Lines 2, 3, 5 and 6</i>)	\$6,278.55
8. Population cap	\$1,967,325.00
9. Adjusted subtotal (<i>lesser of Line 7 or Line 8</i>)	\$6,278.55
10. Adjacent site incentive payment	\$0.00
11. Baseload incentive payment	\$0.00
12. Co-generation incentive payment	\$0.00
13. Alternative energy incentive payment	\$0.00
14. Total incentive payments (<i>sum of Lines 10 through 13</i>)	\$0.00
15. Spent nuclear fuel payment	\$0.00
16. Total Utility Aid – this is the utility aid payment listed on the front of the estimate (<i>sum of Lines 9, 14 and 15</i>)	\$6,278.55

Supplemental County and Municipal Aid

- Under state law, supplemental county and municipal aid paid to each county and municipality is determined by 2023 Wisconsin Act 12 (sec. 79.037, Wis. Stats.)
- For detailed information, review [county and municipal aid spreadsheet](#)

Supplemental County and Municipal Aid Calculation	
1. Prior year supplemental county and municipal aid	\$106,649.13
2. Increase due to sales tax revenue including adjustments (<i>district changes</i>)	\$2,452.93
3. Total Supplemental County and Municipal Aid (<i>sum of Lines 1 and 2</i>)	\$109,102.06

Expenditure Restraint Incentive Program

- Only municipalities are eligible to receive Expenditure Restraint Incentive Program (ERIP) payments
- Under state law, in 2025, each municipality will receive a payment that is equal to the amount of the payment received by the municipality in 2024 (sec. 79.05(4), Wis. Stats., from 2023 WI Act 12 – notwithstanding subs. (2) and (3))

Contact Information

If you have questions, contact us at lgs@wisconsin.gov, (608) 266-8618 or (608) 261-5167.



State of Wisconsin • DEPARTMENT OF REVENUE

DIVISION OF STATE AND LOCAL FINANCE • BUREAU OF LOCAL GOVERNMENT SERVICES • 2135 RIMROCK RD MADISON, WI 53713

Mailing Address:
PO Box 8971 #6-97
Madison WI 53708-8971
Fax: (608) 264-6887
lgs@wisconsin.gov

September 13, 2024

CAROL GONWA
TOWN OF WAYNE
6030 MOHAWK RD
CAMPBELLSPORT WI 53010-2813

Notice of Shared Revenue – 2025 Original Estimate

Notice Information

The Wisconsin Department of Revenue (DOR) is providing the **estimated** shared revenue amounts your local government will receive in 2025 under current state law for county and municipal aid, supplemental county and municipal aid, utility aid and the expenditure restraint incentive program. This does not include adjustments, shown on the July and November payment notices.

District	TOWN OF WAYNE	County	WASHINGTON	Co-muni code	66-024
-----------------	---------------	---------------	------------	---------------------	--------

Estimate Information

For an explanation of each aid payment listed below, review the additional information in this notice.

2025 Original Estimate	
1. County and municipal aid	\$20,952.42
2. Utility aid	\$9.17
3. Supplemental county and municipal aid	\$69,026.12
4. Expenditure restraint incentive program	\$0.00
5. Total Estimated 2025 Payments (sum of Lines 1-4)	\$89,987.71

Payment Information

Your local government will receive two distributions in 2025 :

- July 28, 2025: 15% of Line 1, 2, and 3 and 100% of Line 4 (*shown above*)
- November 17, 2025: balance of your 2025 aid payments

County and Municipal Aid

Under state law, the county and municipal aid paid to each county and municipality must be equal to the amount determined in 2012 (sec. 79.036, Wis. Stats.) and adjusted for fallen protective services insurance reimbursement (sec. 79.036(4), Wis. Stats.).

County and Municipal Aid Calculation	
1. Prior year county and municipal aid	\$20,482.83
2. Increase due to sales tax revenue, including adjustments (<i>district changes</i>)	\$471.10
3. Fallen protective services insurance adjustment	-\$1.51
4. Fallen protective services insurance reimbursement (<i>reported to DOR</i>)	\$0.00
5. Total County and Municipal Aid (sum of Lines 1-4)	\$20,952.42

Utility Aid

- Under state law, utility aid is distributed to each county and municipality where tax-exempt utility property is located (sec. 79.04, Wis. Stats.)
- Utility companies report utility property information to DOR annually
- DOR uses the provided information to accurately calculate utility aid (*shown below*)

Utility Aid Calculation	
1. Net book value, <i>as of December 31, 2024 (including expected additions/retirements)</i>	\$3,057.00
2. Total net book value payment	\$9.17
3. Minimum payment	\$0.00
4. Megawatt capacity	0.0
5. Megawatt capacity payment	\$0.00
6. Closed/decommissioned production plant (phased down) payment	\$0.00
7. Subtotal (<i>sum of Lines 2, 3, 5 and 6</i>)	\$9.17
8. Population cap	\$983,450.00
9. Adjusted subtotal (<i>lesser of Line 7 or Line 8</i>)	\$9.17
10. Adjacent site incentive payment	\$0.00
11. Baseload incentive payment	\$0.00
12. Co-generation incentive payment	\$0.00
13. Alternative energy incentive payment	\$0.00
14. Total incentive payments (<i>sum of Lines 10 through 13</i>)	\$0.00
15. Spent nuclear fuel payment	\$0.00
16. Total Utility Aid – this is the utility aid payment listed on the front of the estimate (<i>sum of Lines 9, 14 and 15</i>)	\$9.17

Supplemental County and Municipal Aid

- Under state law, supplemental county and municipal aid paid to each county and municipality is determined by 2023 Wisconsin Act 12 (sec. 79.037, Wis. Stats.)
- For detailed information, review [county and municipal aid spreadsheet](#)

Supplemental County and Municipal Aid Calculation	
1. Prior year supplemental county and municipal aid	\$67,474.21
2. Increase due to sales tax revenue including adjustments (<i>district changes</i>)	\$1,551.91
3. Total Supplemental County and Municipal Aid (<i>sum of Lines 1 and 2</i>)	\$69,026.12

Expenditure Restraint Incentive Program

- Only municipalities are eligible to receive Expenditure Restraint Incentive Program (ERIP) payments
- Under state law, in 2025, each municipality will receive a payment that is equal to the amount of the payment received by the municipality in 2024 (sec. 79.05(4), Wis. Stats., from 2023 WI Act 12 – notwithstanding subs. (2) and (3))

Contact Information

If you have questions, contact us at lgs@wisconsin.gov, (608) 266-8618 or (608) 261-5167.



State of Wisconsin • DEPARTMENT OF REVENUE

DIVISION OF STATE AND LOCAL FINANCE • BUREAU OF LOCAL GOVERNMENT SERVICES • 2135 RIMROCK RD MADISON, WI 53713

Mailing Address:
PO Box 8971 #6-97
Madison WI 53708-8971
Fax: (608) 264-6887
lgs@wisconsin.gov

September 13, 2024

JULIE IHLENFELD
TOWN OF WEST BEND
6355 COUNTY RD Z
WEST BEND WI 53095-9201

Notice of Shared Revenue – 2025 Original Estimate

Notice Information

The Wisconsin Department of Revenue (DOR) is providing the **estimated** shared revenue amounts your local government will receive in 2025 under current state law for county and municipal aid, supplemental county and municipal aid, utility aid and the expenditure restraint incentive program. This does not include adjustments, shown on the July and November payment notices.

District	TOWN OF WEST BEND	County	WASHINGTON	Co-muni code	66-026
-----------------	-------------------	---------------	------------	---------------------	--------

Estimate Information

For an explanation of each aid payment listed below, review the additional information in this notice.

2025 Original Estimate	
1. County and municipal aid	\$61,322.61
2. Utility aid	\$10,936.48
3. Supplemental county and municipal aid	\$106,416.90
4. Expenditure restraint incentive program	\$0.00
5. Total Estimated 2025 Payments (sum of Lines 1-4)	\$178,675.99

Payment Information

Your local government will receive two distributions in 2025 :

- July 28, 2025: 15% of Line 1, 2, and 3 and 100% of Line 4 (*shown above*)
- November 17, 2025: balance of your 2025 aid payments

County and Municipal Aid

Under state law, the county and municipal aid paid to each county and municipality must be equal to the amount determined in 2012 (sec. 79.036, Wis. Stats.) and adjusted for fallen protective services insurance reimbursement (sec. 79.036(4), Wis. Stats.).

County and Municipal Aid Calculation	
1. Prior year county and municipal aid	\$59,948.23
2. Increase due to sales tax revenue, including adjustments (<i>district changes</i>)	\$1,378.81
3. Fallen protective services insurance adjustment	-\$4.43
4. Fallen protective services insurance reimbursement (<i>reported to DOR</i>)	\$0.00
5. Total County and Municipal Aid (sum of Lines 1-4)	\$61,322.61

Utility Aid

- Under state law, utility aid is distributed to each county and municipality where tax-exempt utility property is located (sec. 79.04, Wis. Stats.)
- Utility companies report utility property information to DOR annually
- DOR uses the provided information to accurately calculate utility aid (*shown below*)

Utility Aid Calculation	
1. Net book value, as of December 31, 2024 (including expected additions/retirements)	\$3,645,493.00
2. Total net book value payment	\$10,936.48
3. Minimum payment	\$0.00
4. Megawatt capacity	0.0
5. Megawatt capacity payment	\$0.00
6. Closed/decommissioned production plant (phased down) payment	\$0.00
7. Subtotal (sum of Lines 2, 3, 5 and 6)	\$10,936.48
8. Population cap	\$1,869,575.00
9. Adjusted subtotal (lesser of Line 7 or Line 8)	\$10,936.48
10. Adjacent site incentive payment	\$0.00
11. Baseload incentive payment	\$0.00
12. Co-generation incentive payment	\$0.00
13. Alternative energy incentive payment	\$0.00
14. Total incentive payments (sum of Lines 10 through 13)	\$0.00
15. Spent nuclear fuel payment	\$0.00
16. Total Utility Aid – this is the utility aid payment listed on the front of the estimate (sum of Lines 9, 14 and 15)	\$10,936.48

Supplemental County and Municipal Aid

- Under state law, supplemental county and municipal aid paid to each county and municipality is determined by 2023 Wisconsin Act 12 (sec. 79.037, Wis. Stats.)
- For detailed information, review [county and municipal aid spreadsheet](#)

Supplemental County and Municipal Aid Calculation	
1. Prior year supplemental county and municipal aid	\$104,024.34
2. Increase due to sales tax revenue including adjustments (district changes)	\$2,392.56
3. Total Supplemental County and Municipal Aid (sum of Lines 1 and 2)	\$106,416.90

Expenditure Restraint Incentive Program

- Only municipalities are eligible to receive Expenditure Restraint Incentive Program (ERIP) payments
- Under state law, in 2025, each municipality will receive a payment that is equal to the amount of the payment received by the municipality in 2024 (sec. 79.05(4), Wis. Stats., from 2023 WI Act 12 – notwithstanding subs. (2) and (3))

Contact Information

If you have questions, contact us at lgs@wisconsin.gov, (608) 266-8618 or (608) 261-5167.



State of Wisconsin • DEPARTMENT OF REVENUE

DIVISION OF STATE AND LOCAL FINANCE • BUREAU OF LOCAL GOVERNMENT SERVICES • 2135 RIMROCK RD MADISON, WI 53713

Mailing Address:
PO Box 8971 #6-97
Madison WI 53708-8971
Fax: (608) 264-6887
lgs@wisconsin.gov

September 13, 2024

DONNA OTT
VILLAGE OF GERMANTOWN
N112 W17001 MEQUON RD
GERMANTOWN WI 53022

Notice of Shared Revenue – 2025 Original Estimate

Notice Information

The Wisconsin Department of Revenue (DOR) is providing the **estimated** shared revenue amounts your local government will receive in 2025 under current state law for county and municipal aid, supplemental county and municipal aid, utility aid and the expenditure restraint incentive program. This does not include adjustments, shown on the July and November payment notices.

District	VILLAGE OF GERMANTOWN	County	WASHINGTON	Co-muni code	66-131
-----------------	-----------------------	---------------	------------	---------------------	--------

Estimate Information

For an explanation of each aid payment listed below, review the additional information in this notice.

2025 Original Estimate	
1. County and municipal aid	\$220,060.08
2. Utility aid	\$612,194.71
3. Supplemental county and municipal aid	\$509,468.13
4. Expenditure restraint incentive program	\$0.00
5. Total Estimated 2025 Payments (sum of Lines 1-4)	\$1,341,722.92

Payment Information

Your local government will receive two distributions in 2025 :

- July 28, 2025: 15% of Line 1, 2, and 3 and 100% of Line 4 (*shown above*)
- November 17, 2025: balance of your 2025 aid payments

County and Municipal Aid

Under state law, the county and municipal aid paid to each county and municipality must be equal to the amount determined in 2012 (sec. 79.036, Wis. Stats.) and adjusted for fallen protective services insurance reimbursement (sec. 79.036(4), Wis. Stats.).

County and Municipal Aid Calculation	
1. Prior year county and municipal aid	\$215,128.04
2. Increase due to sales tax revenue, including adjustments (<i>district changes</i>)	\$4,947.94
3. Fallen protective services insurance adjustment	-\$15.90
4. Fallen protective services insurance reimbursement (<i>reported to DOR</i>)	\$0.00
5. Total County and Municipal Aid (sum of Lines 1-4)	\$220,060.08

Utility Aid

- Under state law, utility aid is distributed to each county and municipality where tax-exempt utility property is located (sec. 79.04, Wis. Stats.)
- Utility companies report utility property information to DOR annually
- DOR uses the provided information to accurately calculate utility aid (*shown below*)

Utility Aid Calculation	
1. Net book value, as of December 31, 2024 (including expected additions/retirements)	\$12,699,123.00
2. Total net book value payment	\$76,194.74
3. Minimum payment	\$0.00
4. Megawatt capacity	402.0
5. Megawatt capacity payment	\$535,999.97
6. Closed/decommissioned production plant (phased down) payment	\$0.00
7. Subtotal (sum of Lines 2, 3, 5 and 6)	\$612,194.71
8. Population cap	\$8,967,925.00
9. Adjusted subtotal (lesser of Line 7 or Line 8)	\$612,194.71
10. Adjacent site incentive payment	\$0.00
11. Baseload incentive payment	\$0.00
12. Co-generation incentive payment	\$0.00
13. Alternative energy incentive payment	\$0.00
14. Total incentive payments (sum of Lines 10 through 13)	\$0.00
15. Spent nuclear fuel payment	\$0.00
16. Total Utility Aid – this is the utility aid payment listed on the front of the estimate (sum of Lines 9, 14 and 15)	\$612,194.71

Supplemental County and Municipal Aid

- Under state law, supplemental county and municipal aid paid to each county and municipality is determined by 2023 Wisconsin Act 12 (sec. 79.037, Wis. Stats.)
- For detailed information, review [county and municipal aid spreadsheet](#)

Supplemental County and Municipal Aid Calculation	
1. Prior year supplemental county and municipal aid	\$498,013.81
2. Increase due to sales tax revenue including adjustments (<i>district changes</i>)	\$11,454.32
3. Total Supplemental County and Municipal Aid (sum of Lines 1 and 2)	\$509,468.13

Expenditure Restraint Incentive Program

- Only municipalities are eligible to receive Expenditure Restraint Incentive Program (ERIP) payments
- Under state law, in 2025, each municipality will receive a payment that is equal to the amount of the payment received by the municipality in 2024 (sec. 79.05(4), Wis. Stats., from 2023 WI Act 12 – notwithstanding subs. (2) and (3))

Contact Information

If you have questions, contact us at lgs@wisconsin.gov, (608) 266-8618 or (608) 261-5167.



State of Wisconsin • DEPARTMENT OF REVENUE

DIVISION OF STATE AND LOCAL FINANCE • BUREAU OF LOCAL GOVERNMENT SERVICES • 2135 RIMROCK RD MADISON, WI 53713

Mailing Address:
PO Box 8971 #6-97
Madison WI 53708-8971
Fax: (608) 264-6887
lgs@wisconsin.gov

September 13, 2024

JACQUELINE SCHUH
VILLAGE OF JACKSON
N168 W19851 MAIN ST
JACKSON WI 53037

Notice of Shared Revenue – 2025 Original Estimate

Notice Information

The Wisconsin Department of Revenue (DOR) is providing the **estimated** shared revenue amounts your local government will receive in 2025 under current state law for county and municipal aid, supplemental county and municipal aid, utility aid and the expenditure restraint incentive program. This does not include adjustments, shown on the July and November payment notices.

District	VILLAGE OF JACKSON	County	WASHINGTON	Co-muni code	66-141
-----------------	--------------------	---------------	------------	---------------------	--------

Estimate Information

For an explanation of each aid payment listed below, review the additional information in this notice.

2025 Original Estimate	
1. County and municipal aid	\$216,784.60
2. Utility aid	\$6,028.46
3. Supplemental county and municipal aid	\$208,182.82
4. Expenditure restraint incentive program	\$46,410.19
5. Total Estimated 2025 Payments (sum of Lines 1-4)	\$477,406.07

Payment Information

Your local government will receive two distributions in 2025 :

- July 28, 2025: 15% of Line 1, 2, and 3 and 100% of Line 4 (*shown above*)
- November 17, 2025: balance of your 2025 aid payments

County and Municipal Aid

Under state law, the county and municipal aid paid to each county and municipality must be equal to the amount determined in 2012 (sec. 79.036, Wis. Stats.) and adjusted for fallen protective services insurance reimbursement (sec. 79.036(4), Wis. Stats.).

County and Municipal Aid Calculation	
1. Prior year county and municipal aid	\$211,925.96
2. Increase due to sales tax revenue, including adjustments (<i>district changes</i>)	\$4,874.30
3. Fallen protective services insurance adjustment	-\$15.66
4. Fallen protective services insurance reimbursement (<i>reported to DOR</i>)	\$0.00
5. Total County and Municipal Aid (sum of Lines 1-4)	\$216,784.60

Utility Aid

- Under state law, utility aid is distributed to each county and municipality where tax-exempt utility property is located (sec. 79.04, Wis. Stats.)
- Utility companies report utility property information to DOR annually
- DOR uses the provided information to accurately calculate utility aid (*shown below*)

Utility Aid Calculation	
1. Net book value, <i>as of December 31, 2024 (including expected additions/retirements)</i>	\$1,004,743.00
2. Total net book value payment	\$6,028.46
3. Minimum payment	\$0.00
4. Megawatt capacity	0.0
5. Megawatt capacity payment	\$0.00
6. Closed/decommissioned production plant (phased down) payment	\$0.00
7. Subtotal (<i>sum of Lines 2, 3, 5 and 6</i>)	\$6,028.46
8. Population cap	\$3,448,025.00
9. Adjusted subtotal (<i>lesser of Line 7 or Line 8</i>)	\$6,028.46
10. Adjacent site incentive payment	\$0.00
11. Baseload incentive payment	\$0.00
12. Co-generation incentive payment	\$0.00
13. Alternative energy incentive payment	\$0.00
14. Total incentive payments (<i>sum of Lines 10 through 13</i>)	\$0.00
15. Spent nuclear fuel payment	\$0.00
16. Total Utility Aid – this is the utility aid payment listed on the front of the estimate (<i>sum of Lines 9, 14 and 15</i>)	\$6,028.46

Supplemental County and Municipal Aid

- Under state law, supplemental county and municipal aid paid to each county and municipality is determined by 2023 Wisconsin Act 12 (sec. 79.037, Wis. Stats.)
- For detailed information, review [county and municipal aid spreadsheet](#)

Supplemental County and Municipal Aid Calculation	
1. Prior year supplemental county and municipal aid	\$203,502.27
2. Increase due to sales tax revenue including adjustments (<i>district changes</i>)	\$4,680.55
3. Total Supplemental County and Municipal Aid (<i>sum of Lines 1 and 2</i>)	\$208,182.82

Expenditure Restraint Incentive Program

- Only municipalities are eligible to receive Expenditure Restraint Incentive Program (ERIP) payments
- Under state law, in 2025, each municipality will receive a payment that is equal to the amount of the payment received by the municipality in 2024 (sec. 79.05(4), Wis. Stats., from 2023 WI Act 12 – notwithstanding subs. (2) and (3))

Contact Information

If you have questions, contact us at lgs@wisconsin.gov, (608) 266-8618 or (608) 261-5167.



State of Wisconsin • DEPARTMENT OF REVENUE

DIVISION OF STATE AND LOCAL FINANCE • BUREAU OF LOCAL GOVERNMENT SERVICES • 2135 RIMROCK RD MADISON, WI 53713

Mailing Address:
PO Box 8971 #6-97
Madison WI 53708-8971
Fax: (608) 264-6887
lgs@wisconsin.gov

September 13, 2024

TAMMY BUTZ
VILLAGE OF KEWASKUM
PO BOX 38
KEWASKUM WI 53040-0038

Notice of Shared Revenue – 2025 Original Estimate

Notice Information

The Wisconsin Department of Revenue (DOR) is providing the **estimated** shared revenue amounts your local government will receive in 2025 under current state law for county and municipal aid, supplemental county and municipal aid, utility aid and the expenditure restraint incentive program. This does not include adjustments, shown on the July and November payment notices.

District	VILLAGE OF KEWASKUM	County	WASHINGTON	Co-muni code	66-142
-----------------	---------------------	---------------	------------	---------------------	--------

Estimate Information

For an explanation of each aid payment listed below, review the additional information in this notice.

2025 Original Estimate	
1. County and municipal aid	\$245,845.42
2. Utility aid	\$11,835.50
3. Supplemental county and municipal aid	\$105,664.27
4. Expenditure restraint incentive program	\$22,459.18
5. Total Estimated 2025 Payments (sum of Lines 1-4)	\$385,804.37

Payment Information

Your local government will receive two distributions in 2025 :

- July 28, 2025: 15% of Line 1, 2, and 3 and 100% of Line 4 (*shown above*)
- November 17, 2025: balance of your 2025 aid payments

County and Municipal Aid

Under state law, the county and municipal aid paid to each county and municipality must be equal to the amount determined in 2012 (sec. 79.036, Wis. Stats.) and adjusted for fallen protective services insurance reimbursement (sec. 79.036(4), Wis. Stats.).

County and Municipal Aid Calculation	
1. Prior year county and municipal aid	\$240,335.46
2. Increase due to sales tax revenue, including adjustments (<i>district changes</i>)	\$5,527.72
3. Fallen protective services insurance adjustment	-\$17.76
4. Fallen protective services insurance reimbursement (<i>reported to DOR</i>)	\$0.00
5. Total County and Municipal Aid (sum of Lines 1-4)	\$245,845.42

Utility Aid

- Under state law, utility aid is distributed to each county and municipality where tax-exempt utility property is located (sec. 79.04, Wis. Stats.)
- Utility companies report utility property information to DOR annually
- DOR uses the provided information to accurately calculate utility aid (*shown below*)

Utility Aid Calculation	
1. Net book value, <i>as of December 31, 2024 (including expected additions/retirements)</i>	\$1,972,584.00
2. Total net book value payment	\$11,835.50
3. Minimum payment	\$0.00
4. Megawatt capacity	0.0
5. Megawatt capacity payment	\$0.00
6. Closed/decommissioned production plant (phased down) payment	\$0.00
7. Subtotal (<i>sum of Lines 2, 3, 5 and 6</i>)	\$11,835.50
8. Population cap	\$1,958,825.00
9. Adjusted subtotal (<i>lesser of Line 7 or Line 8</i>)	\$11,835.50
10. Adjacent site incentive payment	\$0.00
11. Baseload incentive payment	\$0.00
12. Co-generation incentive payment	\$0.00
13. Alternative energy incentive payment	\$0.00
14. Total incentive payments (<i>sum of Lines 10 through 13</i>)	\$0.00
15. Spent nuclear fuel payment	\$0.00
16. Total Utility Aid – this is the utility aid payment listed on the front of the estimate (<i>sum of Lines 9, 14 and 15</i>)	\$11,835.50

Supplemental County and Municipal Aid

- Under state law, supplemental county and municipal aid paid to each county and municipality is determined by 2023 Wisconsin Act 12 (sec. 79.037, Wis. Stats.)
- For detailed information, review [county and municipal aid spreadsheet](#)

Supplemental County and Municipal Aid Calculation	
1. Prior year supplemental county and municipal aid	\$103,288.63
2. Increase due to sales tax revenue including adjustments (<i>district changes</i>)	\$2,375.64
3. Total Supplemental County and Municipal Aid (<i>sum of Lines 1 and 2</i>)	\$105,664.27

Expenditure Restraint Incentive Program

- Only municipalities are eligible to receive Expenditure Restraint Incentive Program (ERIP) payments
- Under state law, in 2025, each municipality will receive a payment that is equal to the amount of the payment received by the municipality in 2024 (sec. 79.05(4), Wis. Stats., from 2023 WI Act 12 – notwithstanding subs. (2) and (3))

Contact Information

If you have questions, contact us at lgs@wisconsin.gov, (608) 266-8618 or (608) 261-5167.



State of Wisconsin • DEPARTMENT OF REVENUE

DIVISION OF STATE AND LOCAL FINANCE • BUREAU OF LOCAL GOVERNMENT SERVICES • 2135 RIMROCK RD MADISON, WI 53713

Mailing Address:
PO Box 8971 #6-97
Madison WI 53708-8971
Fax: (608) 264-6887
lgs@wisconsin.gov

September 13, 2024

BRANDY LOVELAND SEELOW
VILLAGE OF NEWBURG
PO BOX 50
NEWBURG WI 53060-0050

Notice of Shared Revenue – 2025 Original Estimate

Notice Information

The Wisconsin Department of Revenue (DOR) is providing the **estimated** shared revenue amounts your local government will receive in 2025 under current state law for county and municipal aid, supplemental county and municipal aid, utility aid and the expenditure restraint incentive program. This does not include adjustments, shown on the July and November payment notices.

District	VILLAGE OF NEWBURG	County	WASHINGTON	Co-muni code	66-161
-----------------	--------------------	---------------	------------	---------------------	--------

Estimate Information

For an explanation of each aid payment listed below, review the additional information in this notice.

2025 Original Estimate	
1. County and municipal aid	\$82,272.37
2. Utility aid	\$0.00
3. Supplemental county and municipal aid	\$50,352.37
4. Expenditure restraint incentive program	\$13,414.59
5. Total Estimated 2025 Payments (sum of Lines 1-4)	\$146,039.33

Payment Information

Your local government will receive two distributions in 2025 :

- July 28, 2025: 15% of Line 1, 2, and 3 and 100% of Line 4 (*shown above*)
- November 17, 2025: balance of your 2025 aid payments

County and Municipal Aid

Under state law, the county and municipal aid paid to each county and municipality must be equal to the amount determined in 2012 (sec. 79.036, Wis. Stats.) and adjusted for fallen protective services insurance reimbursement (sec. 79.036(4), Wis. Stats.).

County and Municipal Aid Calculation	
1. Prior year county and municipal aid	\$80,428.46
2. Increase due to sales tax revenue, including adjustments (<i>district changes</i>)	\$1,849.85
3. Fallen protective services insurance adjustment	-\$5.94
4. Fallen protective services insurance reimbursement (<i>reported to DOR</i>)	\$0.00
5. Total County and Municipal Aid (sum of Lines 1-4)	\$82,272.37

Utility Aid

- Under state law, utility aid is distributed to each county and municipality where tax-exempt utility property is located (sec. 79.04, Wis. Stats.)
- Utility companies report utility property information to DOR annually
- DOR uses the provided information to accurately calculate utility aid (*shown below*)

Utility Aid Calculation	
1. Net book value, <i>as of December 31, 2024 (including expected additions/retirements)</i>	\$0.00
2. Total net book value payment	\$0.00
3. Minimum payment	\$0.00
4. Megawatt capacity	0.0
5. Megawatt capacity payment	\$0.00
6. Closed/decommissioned production plant (phased down) payment	\$0.00
7. Subtotal (<i>sum of Lines 2, 3, 5 and 6</i>)	\$0.00
8. Population cap	\$481,100.00
9. Adjusted subtotal (<i>lesser of Line 7 or Line 8</i>)	\$0.00
10. Adjacent site incentive payment	\$0.00
11. Baseload incentive payment	\$0.00
12. Co-generation incentive payment	\$0.00
13. Alternative energy incentive payment	\$0.00
14. Total incentive payments (<i>sum of Lines 10 through 13</i>)	\$0.00
15. Spent nuclear fuel payment	\$0.00
16. Total Utility Aid – this is the utility aid payment listed on the front of the estimate (<i>sum of Lines 9, 14 and 15</i>)	\$0.00

Supplemental County and Municipal Aid

- Under state law, supplemental county and municipal aid paid to each county and municipality is determined by 2023 Wisconsin Act 12 (sec. 79.037, Wis. Stats.)
- For detailed information, review [county and municipal aid spreadsheet](#)

Supplemental County and Municipal Aid Calculation	
1. Prior year supplemental county and municipal aid	\$49,220.30
2. Increase due to sales tax revenue including adjustments (<i>district changes</i>)	\$1,132.07
3. Total Supplemental County and Municipal Aid (<i>sum of Lines 1 and 2</i>)	\$50,352.37

Expenditure Restraint Incentive Program

- Only municipalities are eligible to receive Expenditure Restraint Incentive Program (ERIP) payments
- Under state law, in 2025, each municipality will receive a payment that is equal to the amount of the payment received by the municipality in 2024 (sec. 79.05(4), Wis. Stats., from 2023 WI Act 12 – notwithstanding subs. (2) and (3))

Contact Information

If you have questions, contact us at lgs@wisconsin.gov, (608) 266-8618 or (608) 261-5167.



State of Wisconsin • DEPARTMENT OF REVENUE

DIVISION OF STATE AND LOCAL FINANCE • BUREAU OF LOCAL GOVERNMENT SERVICES • 2135 RIMROCK RD MADISON, WI 53713

Mailing Address:
PO Box 8971 #6-97
Madison WI 53708-8971
Fax: (608) 264-6887
lgs@wisconsin.gov

September 13, 2024

DEANNA HUPE
VILLAGE OF RICHFIELD
4128 HUBERTUS RD
HUBERTUS WI 53033

Notice of Shared Revenue – 2025 Original Estimate

Notice Information

The Wisconsin Department of Revenue (DOR) is providing the **estimated** shared revenue amounts your local government will receive in 2025 under current state law for county and municipal aid, supplemental county and municipal aid, utility aid and the expenditure restraint incentive program. This does not include adjustments, shown on the July and November payment notices.

District	VILLAGE OF RICHFIELD	County	WASHINGTON	Co-muni code	66-166
-----------------	----------------------	---------------	------------	---------------------	--------

Estimate Information

For an explanation of each aid payment listed below, review the additional information in this notice.

2025 Original Estimate	
1. County and municipal aid	\$132,042.80
2. Utility aid	\$6,683.82
3. Supplemental county and municipal aid	\$300,637.58
4. Expenditure restraint incentive program	\$0.00
5. Total Estimated 2025 Payments (sum of Lines 1-4)	\$439,364.20

Payment Information

Your local government will receive two distributions in 2025 :

- July 28, 2025: 15% of Line 1, 2, and 3 and 100% of Line 4 (*shown above*)
- November 17, 2025: balance of your 2025 aid payments

County and Municipal Aid

Under state law, the county and municipal aid paid to each county and municipality must be equal to the amount determined in 2012 (sec. 79.036, Wis. Stats.) and adjusted for fallen protective services insurance reimbursement (sec. 79.036(4), Wis. Stats.).

County and Municipal Aid Calculation	
1. Prior year county and municipal aid	\$129,083.42
2. Increase due to sales tax revenue, including adjustments (<i>district changes</i>)	\$2,968.92
3. Fallen protective services insurance adjustment	-\$9.54
4. Fallen protective services insurance reimbursement (<i>reported to DOR</i>)	\$0.00
5. Total County and Municipal Aid (sum of Lines 1-4)	\$132,042.80

Utility Aid

- Under state law, utility aid is distributed to each county and municipality where tax-exempt utility property is located (sec. 79.04, Wis. Stats.)
- Utility companies report utility property information to DOR annually
- DOR uses the provided information to accurately calculate utility aid (*shown below*)

Utility Aid Calculation	
1. Net book value, <i>as of December 31, 2024 (including expected additions/retirements)</i>	\$1,113,970.00
2. Total net book value payment	\$6,683.82
3. Minimum payment	\$0.00
4. Megawatt capacity	0.0
5. Megawatt capacity payment	\$0.00
6. Closed/decommissioned production plant (phased down) payment	\$0.00
7. Subtotal (<i>sum of Lines 2, 3, 5 and 6</i>)	\$6,683.82
8. Population cap	\$5,073,650.00
9. Adjusted subtotal (<i>lesser of Line 7 or Line 8</i>)	\$6,683.82
10. Adjacent site incentive payment	\$0.00
11. Baseload incentive payment	\$0.00
12. Co-generation incentive payment	\$0.00
13. Alternative energy incentive payment	\$0.00
14. Total incentive payments (<i>sum of Lines 10 through 13</i>)	\$0.00
15. Spent nuclear fuel payment	\$0.00
16. Total Utility Aid – this is the utility aid payment listed on the front of the estimate (<i>sum of Lines 9, 14 and 15</i>)	\$6,683.82

Supplemental County and Municipal Aid

- Under state law, supplemental county and municipal aid paid to each county and municipality is determined by 2023 Wisconsin Act 12 (sec. 79.037, Wis. Stats.)
- For detailed information, review [county and municipal aid spreadsheet](#)

Supplemental County and Municipal Aid Calculation	
1. Prior year supplemental county and municipal aid	\$293,878.38
2. Increase due to sales tax revenue including adjustments (<i>district changes</i>)	\$6,759.20
3. Total Supplemental County and Municipal Aid (<i>sum of Lines 1 and 2</i>)	\$300,637.58

Expenditure Restraint Incentive Program

- Only municipalities are eligible to receive Expenditure Restraint Incentive Program (ERIP) payments
- Under state law, in 2025, each municipality will receive a payment that is equal to the amount of the payment received by the municipality in 2024 (sec. 79.05(4), Wis. Stats., from 2023 WI Act 12 – notwithstanding subs. (2) and (3))

Contact Information

If you have questions, contact us at lgs@wisconsin.gov, (608) 266-8618 or (608) 261-5167.



State of Wisconsin • DEPARTMENT OF REVENUE

DIVISION OF STATE AND LOCAL FINANCE • BUREAU OF LOCAL GOVERNMENT SERVICES • 2135 RIMROCK RD MADISON, WI 53713

Mailing Address:
PO Box 8971 #6-97
Madison WI 53708-8971
Fax: (608) 264-6887
lgs@wisconsin.gov

September 13, 2024

TAMMY TENNIES
VILLAGE OF SLINGER
300 SLINGER RD
SLINGER WI 53086-0227

Notice of Shared Revenue – 2025 Original Estimate

Notice Information

The Wisconsin Department of Revenue (DOR) is providing the **estimated** shared revenue amounts your local government will receive in 2025 under current state law for county and municipal aid, supplemental county and municipal aid, utility aid and the expenditure restraint incentive program. This does not include adjustments, shown on the July and November payment notices.

District	VILLAGE OF SLINGER	County	WASHINGTON	Co-muni code	66-181
-----------------	--------------------	---------------	------------	---------------------	--------

Estimate Information

For an explanation of each aid payment listed below, review the additional information in this notice.

2025 Original Estimate	
1. County and municipal aid	\$86,229.02
2. Utility aid	\$3,035.03
3. Supplemental county and municipal aid	\$174,878.37
4. Expenditure restraint incentive program	\$0.00
5. Total Estimated 2025 Payments (sum of Lines 1-4)	\$264,142.42

Payment Information

Your local government will receive two distributions in 2025 :

- July 28, 2025: 15% of Line 1, 2, and 3 and 100% of Line 4 (*shown above*)
- November 17, 2025: balance of your 2025 aid payments

County and Municipal Aid

Under state law, the county and municipal aid paid to each county and municipality must be equal to the amount determined in 2012 (sec. 79.036, Wis. Stats.) and adjusted for fallen protective services insurance reimbursement (sec. 79.036(4), Wis. Stats.).

County and Municipal Aid Calculation	
1. Prior year county and municipal aid	\$84,296.43
2. Increase due to sales tax revenue, including adjustments (<i>district changes</i>)	\$1,938.82
3. Fallen protective services insurance adjustment	-\$6.23
4. Fallen protective services insurance reimbursement (<i>reported to DOR</i>)	\$0.00
5. Total County and Municipal Aid (sum of Lines 1-4)	\$86,229.02

Utility Aid

- Under state law, utility aid is distributed to each county and municipality where tax-exempt utility property is located (sec. 79.04, Wis. Stats.)
- Utility companies report utility property information to DOR annually
- DOR uses the provided information to accurately calculate utility aid (*shown below*)

Utility Aid Calculation	
1. Net book value, <i>as of December 31, 2024 (including expected additions/retirements)</i>	\$505,839.00
2. Total net book value payment	\$3,035.03
3. Minimum payment	\$0.00
4. Megawatt capacity	0.0
5. Megawatt capacity payment	\$0.00
6. Closed/decommissioned production plant (phased down) payment	\$0.00
7. Subtotal (<i>sum of Lines 2, 3, 5 and 6</i>)	\$3,035.03
8. Population cap	\$2,849,625.00
9. Adjusted subtotal (<i>lesser of Line 7 or Line 8</i>)	\$3,035.03
10. Adjacent site incentive payment	\$0.00
11. Baseload incentive payment	\$0.00
12. Co-generation incentive payment	\$0.00
13. Alternative energy incentive payment	\$0.00
14. Total incentive payments (<i>sum of Lines 10 through 13</i>)	\$0.00
15. Spent nuclear fuel payment	\$0.00
16. Total Utility Aid – this is the utility aid payment listed on the front of the estimate (<i>sum of Lines 9, 14 and 15</i>)	\$3,035.03

Supplemental County and Municipal Aid

- Under state law, supplemental county and municipal aid paid to each county and municipality is determined by 2023 Wisconsin Act 12 (sec. 79.037, Wis. Stats.)
- For detailed information, review [county and municipal aid spreadsheet](#)

Supplemental County and Municipal Aid Calculation	
1. Prior year supplemental county and municipal aid	\$170,946.60
2. Increase due to sales tax revenue including adjustments (<i>district changes</i>)	\$3,931.77
3. Total Supplemental County and Municipal Aid (<i>sum of Lines 1 and 2</i>)	\$174,878.37

Expenditure Restraint Incentive Program

- Only municipalities are eligible to receive Expenditure Restraint Incentive Program (ERIP) payments
- Under state law, in 2025, each municipality will receive a payment that is equal to the amount of the payment received by the municipality in 2024 (sec. 79.05(4), Wis. Stats., from 2023 WI Act 12 – notwithstanding subs. (2) and (3))

Contact Information

If you have questions, contact us at lgs@wisconsin.gov, (608) 266-8618 or (608) 261-5167.



State of Wisconsin • DEPARTMENT OF REVENUE

DIVISION OF STATE AND LOCAL FINANCE • BUREAU OF LOCAL GOVERNMENT SERVICES • 2135 RIMROCK RD MADISON, WI 53713

Mailing Address:
PO Box 8971 #6-97
Madison WI 53708-8971
Fax: (608) 264-6887
lgs@wisconsin.gov

September 13, 2024

SHANNA KREILKAMP
CITY OF HARTFORD
109 N MAIN ST
HARTFORD WI 53027-1521

Notice of Shared Revenue – 2025 Original Estimate

Notice Information

The Wisconsin Department of Revenue (DOR) is providing the **estimated** shared revenue amounts your local government will receive in 2025 under current state law for county and municipal aid, supplemental county and municipal aid, utility aid and the expenditure restraint incentive program. This does not include adjustments, shown on the July and November payment notices.

District	CITY OF HARTFORD	County	WASHINGTON	Co-muni code	66-236
-----------------	------------------	---------------	------------	---------------------	--------

Estimate Information

For an explanation of each aid payment listed below, review the additional information in this notice.

2025 Original Estimate	
1. County and municipal aid	\$729,103.17
2. Utility aid	\$3,924.23
3. Supplemental county and municipal aid	\$390,652.20
4. Expenditure restraint incentive program	\$0.00
5. Total Estimated 2025 Payments (sum of Lines 1-4)	\$1,123,679.60

Payment Information

Your local government will receive two distributions in 2025 :

- July 28, 2025: 15% of Line 1, 2, and 3 and 100% of Line 4 (*shown above*)
- November 17, 2025: balance of your 2025 aid payments

County and Municipal Aid

Under state law, the county and municipal aid paid to each county and municipality must be equal to the amount determined in 2012 (sec. 79.036, Wis. Stats.) and adjusted for fallen protective services insurance reimbursement (sec. 79.036(4), Wis. Stats.).

County and Municipal Aid Calculation	
1. Prior year county and municipal aid	\$712,762.32
2. Increase due to sales tax revenue, including adjustments (<i>district changes</i>)	\$16,393.53
3. Fallen protective services insurance adjustment	-\$52.68
4. Fallen protective services insurance reimbursement (<i>reported to DOR</i>)	\$0.00
5. Total County and Municipal Aid (sum of Lines 1-4)	\$729,103.17

Utility Aid

- Under state law, utility aid is distributed to each county and municipality where tax-exempt utility property is located (sec. 79.04, Wis. Stats.)
- Utility companies report utility property information to DOR annually
- DOR uses the provided information to accurately calculate utility aid (*shown below*)

Utility Aid Calculation	
1. Net book value, as of December 31, 2024 (including expected additions/retirements)	\$596,260.00
2. Total net book value payment	\$3,577.56
3. Minimum payment	\$0.00
4. Megawatt capacity	0.0
5. Megawatt capacity payment	\$0.00
6. Closed/decommissioned production plant (phased down) payment	\$346.67
7. Subtotal (sum of Lines 2, 3, 5 and 6)	\$3,924.23
8. Population cap	\$6,840,800.00
9. Adjusted subtotal (lesser of Line 7 or Line 8)	\$3,924.23
10. Adjacent site incentive payment	\$0.00
11. Baseload incentive payment	\$0.00
12. Co-generation incentive payment	\$0.00
13. Alternative energy incentive payment	\$0.00
14. Total incentive payments (sum of Lines 10 through 13)	\$0.00
15. Spent nuclear fuel payment	\$0.00
16. Total Utility Aid – this is the utility aid payment listed on the front of the estimate (sum of Lines 9, 14 and 15)	\$3,924.23

Supplemental County and Municipal Aid

- Under state law, supplemental county and municipal aid paid to each county and municipality is determined by 2023 Wisconsin Act 12 (sec. 79.037, Wis. Stats.)
- For detailed information, review [county and municipal aid spreadsheet](#)

Supplemental County and Municipal Aid Calculation	
1. Prior year supplemental county and municipal aid	\$381,869.21
2. Increase due to sales tax revenue including adjustments (district changes)	\$8,782.99
3. Total Supplemental County and Municipal Aid (sum of Lines 1 and 2)	\$390,652.20

Expenditure Restraint Incentive Program

- Only municipalities are eligible to receive Expenditure Restraint Incentive Program (ERIP) payments
- Under state law, in 2025, each municipality will receive a payment that is equal to the amount of the payment received by the municipality in 2024 (sec. 79.05(4), Wis. Stats., from 2023 WI Act 12 – notwithstanding subs. (2) and (3))

Contact Information

If you have questions, contact us at lgs@wisconsin.gov, (608) 266-8618 or (608) 261-5167.



State of Wisconsin • DEPARTMENT OF REVENUE

DIVISION OF STATE AND LOCAL FINANCE • BUREAU OF LOCAL GOVERNMENT SERVICES • 2135 RIMROCK RD MADISON, WI 53713

Mailing Address:
PO Box 8971 #6-97
Madison WI 53708-8971
Fax: (608) 264-6887
lgs@wisconsin.gov

September 13, 2024

JILLINE DOBRATZ
CITY OF WEST BEND
1115 S MAIN ST
WEST BEND WI 53095

Notice of Shared Revenue – 2025 Original Estimate

Notice Information

The Wisconsin Department of Revenue (DOR) is providing the **estimated** shared revenue amounts your local government will receive in 2025 under current state law for county and municipal aid, supplemental county and municipal aid, utility aid and the expenditure restraint incentive program. This does not include adjustments, shown on the July and November payment notices.

District	CITY OF WEST BEND	County	WASHINGTON	Co-muni code	66-291
-----------------	-------------------	---------------	------------	---------------------	--------

Estimate Information

For an explanation of each aid payment listed below, review the additional information in this notice.

2025 Original Estimate	
1. County and municipal aid	\$1,144,580.25
2. Utility aid	\$31,698.79
3. Supplemental county and municipal aid	\$789,366.52
4. Expenditure restraint incentive program	\$366,139.57
5. Total Estimated 2025 Payments (sum of Lines 1-4)	\$2,331,785.13

Payment Information

Your local government will receive two distributions in 2025 :

- July 28, 2025: 15% of Line 1, 2, and 3 and 100% of Line 4 (*shown above*)
- November 17, 2025: balance of your 2025 aid payments

County and Municipal Aid

Under state law, the county and municipal aid paid to each county and municipality must be equal to the amount determined in 2012 (sec. 79.036, Wis. Stats.) and adjusted for fallen protective services insurance reimbursement (sec. 79.036(4), Wis. Stats.).

County and Municipal Aid Calculation	
1. Prior year county and municipal aid	\$1,118,927.61
2. Increase due to sales tax revenue, including adjustments (<i>district changes</i>)	\$25,735.33
3. Fallen protective services insurance adjustment	-\$82.69
4. Fallen protective services insurance reimbursement (<i>reported to DOR</i>)	\$0.00
5. Total County and Municipal Aid (sum of Lines 1-4)	\$1,144,580.25

Utility Aid

- Under state law, utility aid is distributed to each county and municipality where tax-exempt utility property is located (sec. 79.04, Wis. Stats.)
- Utility companies report utility property information to DOR annually
- DOR uses the provided information to accurately calculate utility aid (*shown below*)

Utility Aid Calculation	
1. Net book value, <i>as of December 31, 2024 (including expected additions/retirements)</i>	\$3,347,020.00
2. Total net book value payment	\$20,082.12
3. Minimum payment	\$0.00
4. Megawatt capacity	4.1
5. Megawatt capacity payment	\$5,466.67
6. Closed/decommissioned production plant (phased down) payment	\$0.00
7. Subtotal (<i>sum of Lines 2, 3, 5 and 6</i>)	\$25,548.79
8. Population cap	\$13,872,850.00
9. Adjusted subtotal (<i>lesser of Line 7 or Line 8</i>)	\$25,548.79
10. Adjacent site incentive payment	\$0.00
11. Baseload incentive payment	\$0.00
12. Co-generation incentive payment	\$0.00
13. Alternative energy incentive payment	\$6,150.00
14. Total incentive payments (<i>sum of Lines 10 through 13</i>)	\$6,150.00
15. Spent nuclear fuel payment	\$0.00
16. Total Utility Aid – this is the utility aid payment listed on the front of the estimate (<i>sum of Lines 9, 14 and 15</i>)	\$31,698.79

Supplemental County and Municipal Aid

- Under state law, supplemental county and municipal aid paid to each county and municipality is determined by 2023 Wisconsin Act 12 (sec. 79.037, Wis. Stats.)
- For detailed information, review [county and municipal aid spreadsheet](#)

Supplemental County and Municipal Aid Calculation	
1. Prior year supplemental county and municipal aid	\$771,619.28
2. Increase due to sales tax revenue including adjustments (<i>district changes</i>)	\$17,747.24
3. Total Supplemental County and Municipal Aid (<i>sum of Lines 1 and 2</i>)	\$789,366.52

Expenditure Restraint Incentive Program

- Only municipalities are eligible to receive Expenditure Restraint Incentive Program (ERIP) payments
- Under state law, in 2025, each municipality will receive a payment that is equal to the amount of the payment received by the municipality in 2024 (sec. 79.05(4), Wis. Stats., from 2023 WI Act 12 – notwithstanding subs. (2) and (3))

Contact Information

If you have questions, contact us at lgs@wisconsin.gov, (608) 266-8618 or (608) 261-5167.



State of Wisconsin • DEPARTMENT OF REVENUE

DIVISION OF STATE AND LOCAL FINANCE • BUREAU OF LOCAL GOVERNMENT SERVICES • 2135 RIMROCK RD MADISON, WI 53713

Mailing Address:
PO Box 8971 #6-97
Madison WI 53708-8971
Fax: (608) 264-6887
lgs@wisconsin.gov

September 13, 2024

ASHLEY REICHERT
COUNTY OF WASHINGTON
432 E WASHINGTON ST. RM 2027
WEST BEND WI 53095-7986

Notice of Shared Revenue – 2025 Original Estimate

Notice Information

The Wisconsin Department of Revenue (DOR) is providing the **estimated** shared revenue amounts your local government will receive in 2025 under current state law for county and municipal aid, supplemental county and municipal aid, utility aid and the expenditure restraint incentive program. This does not include adjustments, shown on the July and November payment notices.

District	COUNTY OF WASHINGTON	County	WASHINGTON	Co-muni code	66-999
-----------------	----------------------	---------------	------------	---------------------	--------

Estimate Information

For an explanation of each aid payment listed below, review the additional information in this notice.

2025 Original Estimate	
1. County and municipal aid	\$369,611.58
2. Utility aid	\$491,118.53
3. Supplemental county and municipal aid	\$1,194,488.11
4. Expenditure restraint incentive program	\$0.00
5. Total Estimated 2025 Payments (sum of Lines 1-4)	\$2,055,218.22

Payment Information

Your local government will receive two distributions in 2025 :

- July 28, 2025: 15% of Line 1, 2, and 3 and 100% of Line 4 (*shown above*)
- November 17, 2025: balance of your 2025 aid payments

County and Municipal Aid

Under state law, the county and municipal aid paid to each county and municipality must be equal to the amount determined in 2012 (sec. 79.036, Wis. Stats.) and adjusted for fallen protective services insurance reimbursement (sec. 79.036(4), Wis. Stats.).

County and Municipal Aid Calculation	
1. Prior year county and municipal aid	\$361,327.74
2. Increase due to sales tax revenue, including adjustments (<i>district changes</i>)	\$8,310.54
3. Fallen protective services insurance adjustment	-\$26.70
4. Fallen protective services insurance reimbursement (<i>reported to DOR</i>)	\$0.00
5. Total County and Municipal Aid (sum of Lines 1-4)	\$369,611.58

Utility Aid

- Under state law, utility aid is distributed to each county and municipality where tax-exempt utility property is located (sec. 79.04, Wis. Stats.)
- Utility companies report utility property information to DOR annually
- DOR uses the provided information to accurately calculate utility aid (*shown below*)

Utility Aid Calculation	
1. Net book value, <i>as of December 31, 2024 (including expected additions/retirements)</i>	\$46,296,742.00
2. Total net book value payment	\$214,061.84
3. Minimum payment	\$0.00
4. Megawatt capacity	406.1
5. Megawatt capacity payment	\$270,733.36
6. Closed/decommissioned production plant (phased down) payment	\$173.33
7. Subtotal (<i>sum of Lines 2, 3, 5 and 6</i>)	\$484,968.53
8. Population cap	\$17,518,625.00
9. Adjusted subtotal (<i>lesser of Line 7 or Line 8</i>)	\$484,968.53
10. Adjacent site incentive payment	\$0.00
11. Baseload incentive payment	\$0.00
12. Co-generation incentive payment	\$0.00
13. Alternative energy incentive payment	\$6,150.00
14. Total incentive payments (<i>sum of Lines 10 through 13</i>)	\$6,150.00
15. Spent nuclear fuel payment	\$0.00
16. Total Utility Aid – this is the utility aid payment listed on the front of the estimate (<i>sum of Lines 9, 14 and 15</i>)	\$491,118.53

Supplemental County and Municipal Aid

- Under state law, supplemental county and municipal aid paid to each county and municipality is determined by 2023 Wisconsin Act 12 (sec. 79.037, Wis. Stats.)
- For detailed information, review [county and municipal aid spreadsheet](#)

Supplemental County and Municipal Aid Calculation	
1. Prior year supplemental county and municipal aid	\$1,167,632.56
2. Increase due to sales tax revenue including adjustments (<i>district changes</i>)	\$26,855.55
3. Total Supplemental County and Municipal Aid (<i>sum of Lines 1 and 2</i>)	\$1,194,488.11

Expenditure Restraint Incentive Program

- Only municipalities are eligible to receive Expenditure Restraint Incentive Program (ERIP) payments
- Under state law, in 2025, each municipality will receive a payment that is equal to the amount of the payment received by the municipality in 2024 (sec. 79.05(4), Wis. Stats., from 2023 WI Act 12 – notwithstanding subs. (2) and (3))

Contact Information

If you have questions, contact us at lgs@wisconsin.gov, (608) 266-8618 or (608) 261-5167.



State of Wisconsin • DEPARTMENT OF REVENUE

DIVISION OF STATE AND LOCAL FINANCE • BUREAU OF LOCAL GOVERNMENT SERVICES • 2135 RIMROCK RD MADISON, WI 53713

Mailing Address:
PO Box 8971 #6-97
Madison WI 53708-8971
Fax: (608) 264-6887
lgs@wisconsin.gov

September 13, 2024

DEANNA ALEXANDER
TOWN OF BROOKFIELD
645 N JANACEK RD
BROOKFIELD WI 53045-6052

Notice of Shared Revenue – 2025 Original Estimate

Notice Information

The Wisconsin Department of Revenue (DOR) is providing the **estimated** shared revenue amounts your local government will receive in 2025 under current state law for county and municipal aid, supplemental county and municipal aid, utility aid and the expenditure restraint incentive program. This does not include adjustments, shown on the July and November payment notices.

District	TOWN OF BROOKFIELD	County	WAUKESHA	Co-muni code	67-002
-----------------	--------------------	---------------	----------	---------------------	--------

Estimate Information

For an explanation of each aid payment listed below, review the additional information in this notice.

2025 Original Estimate	
1. County and municipal aid	\$83,356.55
2. Utility aid	\$0.00
3. Supplemental county and municipal aid	\$176,703.53
4. Expenditure restraint incentive program	\$0.00
5. Total Estimated 2025 Payments (sum of Lines 1-4)	\$260,060.08

Payment Information

Your local government will receive two distributions in 2025 :

- July 28, 2025: 15% of Line 1, 2, and 3 and 100% of Line 4 (*shown above*)
- November 17, 2025: balance of your 2025 aid payments

County and Municipal Aid

Under state law, the county and municipal aid paid to each county and municipality must be equal to the amount determined in 2012 (sec. 79.036, Wis. Stats.) and adjusted for fallen protective services insurance reimbursement (sec. 79.036(4), Wis. Stats.).

County and Municipal Aid Calculation	
1. Prior year county and municipal aid	\$81,488.34
2. Increase due to sales tax revenue, including adjustments (<i>district changes</i>)	\$1,874.23
3. Fallen protective services insurance adjustment	-\$6.02
4. Fallen protective services insurance reimbursement (<i>reported to DOR</i>)	\$0.00
5. Total County and Municipal Aid (sum of Lines 1-4)	\$83,356.55

Utility Aid

- Under state law, utility aid is distributed to each county and municipality where tax-exempt utility property is located (sec. 79.04, Wis. Stats.)
- Utility companies report utility property information to DOR annually
- DOR uses the provided information to accurately calculate utility aid (*shown below*)

Utility Aid Calculation	
1. Net book value, as of December 31, 2024 (including expected additions/retirements)	\$0.00
2. Total net book value payment	\$0.00
3. Minimum payment	\$0.00
4. Megawatt capacity	0.0
5. Megawatt capacity payment	\$0.00
6. Closed/decommissioned production plant (phased down) payment	\$0.00
7. Subtotal (sum of Lines 2, 3, 5 and 6)	\$0.00
8. Population cap	\$2,735,300.00
9. Adjusted subtotal (lesser of Line 7 or Line 8)	\$0.00
10. Adjacent site incentive payment	\$0.00
11. Baseload incentive payment	\$0.00
12. Co-generation incentive payment	\$0.00
13. Alternative energy incentive payment	\$0.00
14. Total incentive payments (sum of Lines 10 through 13)	\$0.00
15. Spent nuclear fuel payment	\$0.00
16. Total Utility Aid – this is the utility aid payment listed on the front of the estimate (sum of Lines 9, 14 and 15)	\$0.00

Supplemental County and Municipal Aid

- Under state law, supplemental county and municipal aid paid to each county and municipality is determined by 2023 Wisconsin Act 12 (sec. 79.037, Wis. Stats.)
- For detailed information, review [county and municipal aid spreadsheet](#)

Supplemental County and Municipal Aid Calculation	
1. Prior year supplemental county and municipal aid	\$172,730.72
2. Increase due to sales tax revenue including adjustments (district changes)	\$3,972.81
3. Total Supplemental County and Municipal Aid (sum of Lines 1 and 2)	\$176,703.53

Expenditure Restraint Incentive Program

- Only municipalities are eligible to receive Expenditure Restraint Incentive Program (ERIP) payments
- Under state law, in 2025, each municipality will receive a payment that is equal to the amount of the payment received by the municipality in 2024 (sec. 79.05(4), Wis. Stats., from 2023 WI Act 12 – notwithstanding subs. (2) and (3))

Contact Information

If you have questions, contact us at lgs@wisconsin.gov, (608) 266-8618 or (608) 261-5167.



State of Wisconsin • DEPARTMENT OF REVENUE

DIVISION OF STATE AND LOCAL FINANCE • BUREAU OF LOCAL GOVERNMENT SERVICES • 2135 RIMROCK RD MADISON, WI 53713

Mailing Address:
PO Box 8971 #6-97
Madison WI 53708-8971
Fax: (608) 264-6887
lgs@wisconsin.gov

September 13, 2024

DAN GREEN
TOWN OF DELAFIELD
W302N1254 MAPLE AVE
DELAFIELD WI 53018-2117

Notice of Shared Revenue – 2025 Original Estimate

Notice Information

The Wisconsin Department of Revenue (DOR) is providing the **estimated** shared revenue amounts your local government will receive in 2025 under current state law for county and municipal aid, supplemental county and municipal aid, utility aid and the expenditure restraint incentive program. This does not include adjustments, shown on the July and November payment notices.

District	TOWN OF DELAFIELD	County	WAUKESHA	Co-muni code	67-004
-----------------	-------------------	---------------	----------	---------------------	--------

Estimate Information

For an explanation of each aid payment listed below, review the additional information in this notice.

2025 Original Estimate	
1. County and municipal aid	\$95,983.61
2. Utility aid	\$12,118.92
3. Supplemental county and municipal aid	\$215,190.14
4. Expenditure restraint incentive program	\$0.00
5. Total Estimated 2025 Payments (sum of Lines 1-4)	\$323,292.67

Payment Information

Your local government will receive two distributions in 2025 :

- July 28, 2025: 15% of Line 1, 2, and 3 and 100% of Line 4 (*shown above*)
- November 17, 2025: balance of your 2025 aid payments

County and Municipal Aid

Under state law, the county and municipal aid paid to each county and municipality must be equal to the amount determined in 2012 (sec. 79.036, Wis. Stats.) and adjusted for fallen protective services insurance reimbursement (sec. 79.036(4), Wis. Stats.).

County and Municipal Aid Calculation	
1. Prior year county and municipal aid	\$93,832.40
2. Increase due to sales tax revenue, including adjustments (<i>district changes</i>)	\$2,158.14
3. Fallen protective services insurance adjustment	-\$6.93
4. Fallen protective services insurance reimbursement (<i>reported to DOR</i>)	\$0.00
5. Total County and Municipal Aid (sum of Lines 1-4)	\$95,983.61

Utility Aid

- Under state law, utility aid is distributed to each county and municipality where tax-exempt utility property is located (sec. 79.04, Wis. Stats.)
- Utility companies report utility property information to DOR annually
- DOR uses the provided information to accurately calculate utility aid (*shown below*)

Utility Aid Calculation	
1. Net book value, <i>as of December 31, 2024 (including expected additions/retirements)</i>	\$4,039,639.00
2. Total net book value payment	\$12,118.92
3. Minimum payment	\$0.00
4. Megawatt capacity	0.0
5. Megawatt capacity payment	\$0.00
6. Closed/decommissioned production plant (phased down) payment	\$0.00
7. Subtotal (<i>sum of Lines 2, 3, 5 and 6</i>)	\$12,118.92
8. Population cap	\$3,467,575.00
9. Adjusted subtotal (<i>lesser of Line 7 or Line 8</i>)	\$12,118.92
10. Adjacent site incentive payment	\$0.00
11. Baseload incentive payment	\$0.00
12. Co-generation incentive payment	\$0.00
13. Alternative energy incentive payment	\$0.00
14. Total incentive payments (<i>sum of Lines 10 through 13</i>)	\$0.00
15. Spent nuclear fuel payment	\$0.00
16. Total Utility Aid – this is the utility aid payment listed on the front of the estimate (<i>sum of Lines 9, 14 and 15</i>)	\$12,118.92

Supplemental County and Municipal Aid

- Under state law, supplemental county and municipal aid paid to each county and municipality is determined by 2023 Wisconsin Act 12 (sec. 79.037, Wis. Stats.)
- For detailed information, review [county and municipal aid spreadsheet](#)

Supplemental County and Municipal Aid Calculation	
1. Prior year supplemental county and municipal aid	\$210,352.04
2. Increase due to sales tax revenue including adjustments (<i>district changes</i>)	\$4,838.10
3. Total Supplemental County and Municipal Aid (<i>sum of Lines 1 and 2</i>)	\$215,190.14

Expenditure Restraint Incentive Program

- Only municipalities are eligible to receive Expenditure Restraint Incentive Program (ERIP) payments
- Under state law, in 2025, each municipality will receive a payment that is equal to the amount of the payment received by the municipality in 2024 (sec. 79.05(4), Wis. Stats., from 2023 WI Act 12 – notwithstanding subs. (2) and (3))

Contact Information

If you have questions, contact us at lgs@wisconsin.gov, (608) 266-8618 or (608) 261-5167.



State of Wisconsin • DEPARTMENT OF REVENUE

DIVISION OF STATE AND LOCAL FINANCE • BUREAU OF LOCAL GOVERNMENT SERVICES • 2135 RIMROCK RD MADISON, WI 53713

Mailing Address:
PO Box 8971 #6-97
Madison WI 53708-8971
Fax: (608) 264-6887
lgs@wisconsin.gov

September 13, 2024

MERCIA CHRISTIAN
TOWN OF EAGLE
PO BOX 327
EAGLE WI 53119-0327

Notice of Shared Revenue – 2025 Original Estimate

Notice Information

The Wisconsin Department of Revenue (DOR) is providing the **estimated** shared revenue amounts your local government will receive in 2025 under current state law for county and municipal aid, supplemental county and municipal aid, utility aid and the expenditure restraint incentive program. This does not include adjustments, shown on the July and November payment notices.

District	TOWN OF EAGLE	County	WAUKESHA	Co-muni code	67-006
-----------------	---------------	---------------	----------	---------------------	--------

Estimate Information

For an explanation of each aid payment listed below, review the additional information in this notice.

2025 Original Estimate	
1. County and municipal aid	\$34,512.96
2. Utility aid	\$2,617.34
3. Supplemental county and municipal aid	\$91,116.72
4. Expenditure restraint incentive program	\$0.00
5. Total Estimated 2025 Payments (sum of Lines 1-4)	\$128,247.02

Payment Information

Your local government will receive two distributions in 2025 :

- July 28, 2025: 15% of Line 1, 2, and 3 and 100% of Line 4 (*shown above*)
- November 17, 2025: balance of your 2025 aid payments

County and Municipal Aid

Under state law, the county and municipal aid paid to each county and municipality must be equal to the amount determined in 2012 (sec. 79.036, Wis. Stats.) and adjusted for fallen protective services insurance reimbursement (sec. 79.036(4), Wis. Stats.).

County and Municipal Aid Calculation	
1. Prior year county and municipal aid	\$33,739.44
2. Increase due to sales tax revenue, including adjustments (<i>district changes</i>)	\$776.01
3. Fallen protective services insurance adjustment	-\$2.49
4. Fallen protective services insurance reimbursement (<i>reported to DOR</i>)	\$0.00
5. Total County and Municipal Aid (sum of Lines 1-4)	\$34,512.96

Utility Aid

- Under state law, utility aid is distributed to each county and municipality where tax-exempt utility property is located (sec. 79.04, Wis. Stats.)
- Utility companies report utility property information to DOR annually
- DOR uses the provided information to accurately calculate utility aid (*shown below*)

Utility Aid Calculation	
1. Net book value, <i>as of December 31, 2024 (including expected additions/retirements)</i>	\$872,446.00
2. Total net book value payment	\$2,617.34
3. Minimum payment	\$0.00
4. Megawatt capacity	0.0
5. Megawatt capacity payment	\$0.00
6. Closed/decommissioned production plant (phased down) payment	\$0.00
7. Subtotal (<i>sum of Lines 2, 3, 5 and 6</i>)	\$2,617.34
8. Population cap	\$1,504,075.00
9. Adjusted subtotal (<i>lesser of Line 7 or Line 8</i>)	\$2,617.34
10. Adjacent site incentive payment	\$0.00
11. Baseload incentive payment	\$0.00
12. Co-generation incentive payment	\$0.00
13. Alternative energy incentive payment	\$0.00
14. Total incentive payments (<i>sum of Lines 10 through 13</i>)	\$0.00
15. Spent nuclear fuel payment	\$0.00
16. Total Utility Aid – this is the utility aid payment listed on the front of the estimate (<i>sum of Lines 9, 14 and 15</i>)	\$2,617.34

Supplemental County and Municipal Aid

- Under state law, supplemental county and municipal aid paid to each county and municipality is determined by 2023 Wisconsin Act 12 (sec. 79.037, Wis. Stats.)
- For detailed information, review [county and municipal aid spreadsheet](#)

Supplemental County and Municipal Aid Calculation	
1. Prior year supplemental county and municipal aid	\$89,068.15
2. Increase due to sales tax revenue including adjustments (<i>district changes</i>)	\$2,048.57
3. Total Supplemental County and Municipal Aid (<i>sum of Lines 1 and 2</i>)	\$91,116.72

Expenditure Restraint Incentive Program

- Only municipalities are eligible to receive Expenditure Restraint Incentive Program (ERIP) payments
- Under state law, in 2025, each municipality will receive a payment that is equal to the amount of the payment received by the municipality in 2024 (sec. 79.05(4), Wis. Stats., from 2023 WI Act 12 – notwithstanding subs. (2) and (3))

Contact Information

If you have questions, contact us at lgs@wisconsin.gov, (608) 266-8618 or (608) 261-5167.



State of Wisconsin • DEPARTMENT OF REVENUE

DIVISION OF STATE AND LOCAL FINANCE • BUREAU OF LOCAL GOVERNMENT SERVICES • 2135 RIMROCK RD MADISON, WI 53713

Mailing Address:
PO Box 8971 #6-97
Madison WI 53708-8971
Fax: (608) 264-6887
lgs@wisconsin.gov

September 13, 2024

MERI MAJESKIE
TOWN OF GENESEE
PO BOX 242 S43 W31391 HWY 83
GENESEE DEPOT WI 53127

Notice of Shared Revenue – 2025 Original Estimate

Notice Information

The Wisconsin Department of Revenue (DOR) is providing the **estimated** shared revenue amounts your local government will receive in 2025 under current state law for county and municipal aid, supplemental county and municipal aid, utility aid and the expenditure restraint incentive program. This does not include adjustments, shown on the July and November payment notices.

District	TOWN OF GENESEE	County	WAUKESHA	Co-muni code	67-008
-----------------	-----------------	---------------	----------	---------------------	--------

Estimate Information

For an explanation of each aid payment listed below, review the additional information in this notice.

2025 Original Estimate	
1. County and municipal aid	\$95,138.01
2. Utility aid	\$23,359.41
3. Supplemental county and municipal aid	\$193,028.03
4. Expenditure restraint incentive program	\$0.00
5. Total Estimated 2025 Payments (sum of Lines 1-4)	\$311,525.45

Payment Information

Your local government will receive two distributions in 2025 :

- July 28, 2025: 15% of Line 1, 2, and 3 and 100% of Line 4 (*shown above*)
- November 17, 2025: balance of your 2025 aid payments

County and Municipal Aid

Under state law, the county and municipal aid paid to each county and municipality must be equal to the amount determined in 2012 (sec. 79.036, Wis. Stats.) and adjusted for fallen protective services insurance reimbursement (sec. 79.036(4), Wis. Stats.).

County and Municipal Aid Calculation	
1. Prior year county and municipal aid	\$93,005.75
2. Increase due to sales tax revenue, including adjustments (<i>district changes</i>)	\$2,139.13
3. Fallen protective services insurance adjustment	-\$6.87
4. Fallen protective services insurance reimbursement (<i>reported to DOR</i>)	\$0.00
5. Total County and Municipal Aid (sum of Lines 1-4)	\$95,138.01

Utility Aid

- Under state law, utility aid is distributed to each county and municipality where tax-exempt utility property is located (sec. 79.04, Wis. Stats.)
- Utility companies report utility property information to DOR annually
- DOR uses the provided information to accurately calculate utility aid (*shown below*)

Utility Aid Calculation	
1. Net book value, as of December 31, 2024 (including expected additions/retirements)	\$7,786,470.00
2. Total net book value payment	\$23,359.41
3. Minimum payment	\$0.00
4. Megawatt capacity	0.0
5. Megawatt capacity payment	\$0.00
6. Closed/decommissioned production plant (phased down) payment	\$0.00
7. Subtotal (sum of Lines 2, 3, 5 and 6)	\$23,359.41
8. Population cap	\$3,065,525.00
9. Adjusted subtotal (lesser of Line 7 or Line 8)	\$23,359.41
10. Adjacent site incentive payment	\$0.00
11. Baseload incentive payment	\$0.00
12. Co-generation incentive payment	\$0.00
13. Alternative energy incentive payment	\$0.00
14. Total incentive payments (sum of Lines 10 through 13)	\$0.00
15. Spent nuclear fuel payment	\$0.00
16. Total Utility Aid – this is the utility aid payment listed on the front of the estimate (sum of Lines 9, 14 and 15)	\$23,359.41

Supplemental County and Municipal Aid

- Under state law, supplemental county and municipal aid paid to each county and municipality is determined by 2023 Wisconsin Act 12 (sec. 79.037, Wis. Stats.)
- For detailed information, review [county and municipal aid spreadsheet](#)

Supplemental County and Municipal Aid Calculation	
1. Prior year supplemental county and municipal aid	\$188,688.20
2. Increase due to sales tax revenue including adjustments (district changes)	\$4,339.83
3. Total Supplemental County and Municipal Aid (sum of Lines 1 and 2)	\$193,028.03

Expenditure Restraint Incentive Program

- Only municipalities are eligible to receive Expenditure Restraint Incentive Program (ERIP) payments
- Under state law, in 2025, each municipality will receive a payment that is equal to the amount of the payment received by the municipality in 2024 (sec. 79.05(4), Wis. Stats., from 2023 WI Act 12 – notwithstanding subs. (2) and (3))

Contact Information

If you have questions, contact us at lgs@wisconsin.gov, (608) 266-8618 or (608) 261-5167.



State of Wisconsin • DEPARTMENT OF REVENUE

DIVISION OF STATE AND LOCAL FINANCE • BUREAU OF LOCAL GOVERNMENT SERVICES • 2135 RIMROCK RD MADISON, WI 53713

Mailing Address:
PO Box 8971 #6-97
Madison WI 53708-8971
Fax: (608) 264-6887
lgs@wisconsin.gov

September 13, 2024

DONNA HANN
TOWN OF MERTON
PO BOX 128
NORTH LAKE WI 53064-0128

Notice of Shared Revenue – 2025 Original Estimate

Notice Information

The Wisconsin Department of Revenue (DOR) is providing the **estimated** shared revenue amounts your local government will receive in 2025 under current state law for county and municipal aid, supplemental county and municipal aid, utility aid and the expenditure restraint incentive program. This does not include adjustments, shown on the July and November payment notices.

District	TOWN OF MERTON	County	WAUKESHA	Co-muni code	67-014
-----------------	----------------	---------------	----------	---------------------	--------

Estimate Information

For an explanation of each aid payment listed below, review the additional information in this notice.

2025 Original Estimate	
1. County and municipal aid	\$100,119.74
2. Utility aid	\$10,432.82
3. Supplemental county and municipal aid	\$218,876.94
4. Expenditure restraint incentive program	\$0.00
5. Total Estimated 2025 Payments (sum of Lines 1-4)	\$329,429.50

Payment Information

Your local government will receive two distributions in 2025 :

- July 28, 2025: 15% of Line 1, 2, and 3 and 100% of Line 4 (*shown above*)
- November 17, 2025: balance of your 2025 aid payments

County and Municipal Aid

Under state law, the county and municipal aid paid to each county and municipality must be equal to the amount determined in 2012 (sec. 79.036, Wis. Stats.) and adjusted for fallen protective services insurance reimbursement (sec. 79.036(4), Wis. Stats.).

County and Municipal Aid Calculation	
1. Prior year county and municipal aid	\$97,875.83
2. Increase due to sales tax revenue, including adjustments (<i>district changes</i>)	\$2,251.14
3. Fallen protective services insurance adjustment	-\$7.23
4. Fallen protective services insurance reimbursement (<i>reported to DOR</i>)	\$0.00
5. Total County and Municipal Aid (sum of Lines 1-4)	\$100,119.74

Utility Aid

- Under state law, utility aid is distributed to each county and municipality where tax-exempt utility property is located (sec. 79.04, Wis. Stats.)
- Utility companies report utility property information to DOR annually
- DOR uses the provided information to accurately calculate utility aid (*shown below*)

Utility Aid Calculation	
1. Net book value, as of December 31, 2024 (including expected additions/retirements)	\$3,477,607.00
2. Total net book value payment	\$10,432.82
3. Minimum payment	\$0.00
4. Megawatt capacity	0.0
5. Megawatt capacity payment	\$0.00
6. Closed/decommissioned production plant (phased down) payment	\$0.00
7. Subtotal (sum of Lines 2, 3, 5 and 6)	\$10,432.82
8. Population cap	\$3,550,025.00
9. Adjusted subtotal (lesser of Line 7 or Line 8)	\$10,432.82
10. Adjacent site incentive payment	\$0.00
11. Baseload incentive payment	\$0.00
12. Co-generation incentive payment	\$0.00
13. Alternative energy incentive payment	\$0.00
14. Total incentive payments (sum of Lines 10 through 13)	\$0.00
15. Spent nuclear fuel payment	\$0.00
16. Total Utility Aid – this is the utility aid payment listed on the front of the estimate (sum of Lines 9, 14 and 15)	\$10,432.82

Supplemental County and Municipal Aid

- Under state law, supplemental county and municipal aid paid to each county and municipality is determined by 2023 Wisconsin Act 12 (sec. 79.037, Wis. Stats.)
- For detailed information, review [county and municipal aid spreadsheet](#)

Supplemental County and Municipal Aid Calculation	
1. Prior year supplemental county and municipal aid	\$213,955.95
2. Increase due to sales tax revenue including adjustments (district changes)	\$4,920.99
3. Total Supplemental County and Municipal Aid (sum of Lines 1 and 2)	\$218,876.94

Expenditure Restraint Incentive Program

- Only municipalities are eligible to receive Expenditure Restraint Incentive Program (ERIP) payments
- Under state law, in 2025, each municipality will receive a payment that is equal to the amount of the payment received by the municipality in 2024 (sec. 79.05(4), Wis. Stats., from 2023 WI Act 12 – notwithstanding subs. (2) and (3))

Contact Information

If you have questions, contact us at lgs@wisconsin.gov, (608) 266-8618 or (608) 261-5167.



State of Wisconsin • DEPARTMENT OF REVENUE

DIVISION OF STATE AND LOCAL FINANCE • BUREAU OF LOCAL GOVERNMENT SERVICES • 2135 RIMROCK RD MADISON, WI 53713

Mailing Address:
PO Box 8971 #6-97
Madison WI 53708-8971
Fax: (608) 264-6887
lgs@wisconsin.gov

September 13, 2024

KATHY KARALEWITZ
TOWN OF MUKWONAGO
W320 S8315 BEULAH RD
MUKWONAGO WI 53149-9235

Notice of Shared Revenue – 2025 Original Estimate

Notice Information

The Wisconsin Department of Revenue (DOR) is providing the **estimated** shared revenue amounts your local government will receive in 2025 under current state law for county and municipal aid, supplemental county and municipal aid, utility aid and the expenditure restraint incentive program. This does not include adjustments, shown on the July and November payment notices.

District	TOWN OF MUKWONAGO	County	WAUKESHA	Co-muni code	67-016
-----------------	-------------------	---------------	----------	---------------------	--------

Estimate Information

For an explanation of each aid payment listed below, review the additional information in this notice.

2025 Original Estimate	
1. County and municipal aid	\$95,032.22
2. Utility aid	\$0.43
3. Supplemental county and municipal aid	\$207,329.75
4. Expenditure restraint incentive program	\$0.00
5. Total Estimated 2025 Payments (sum of Lines 1-4)	\$302,362.40

Payment Information

Your local government will receive two distributions in 2025 :

- July 28, 2025: 15% of Line 1, 2, and 3 and 100% of Line 4 (*shown above*)
- November 17, 2025: balance of your 2025 aid payments

County and Municipal Aid

Under state law, the county and municipal aid paid to each county and municipality must be equal to the amount determined in 2012 (sec. 79.036, Wis. Stats.) and adjusted for fallen protective services insurance reimbursement (sec. 79.036(4), Wis. Stats.).

County and Municipal Aid Calculation	
1. Prior year county and municipal aid	\$92,902.34
2. Increase due to sales tax revenue, including adjustments (<i>district changes</i>)	\$2,136.75
3. Fallen protective services insurance adjustment	-\$6.87
4. Fallen protective services insurance reimbursement (<i>reported to DOR</i>)	\$0.00
5. Total County and Municipal Aid (sum of Lines 1-4)	\$95,032.22

Utility Aid

- Under state law, utility aid is distributed to each county and municipality where tax-exempt utility property is located (sec. 79.04, Wis. Stats.)
- Utility companies report utility property information to DOR annually
- DOR uses the provided information to accurately calculate utility aid (*shown below*)

Utility Aid Calculation	
1. Net book value, <i>as of December 31, 2024 (including expected additions/retirements)</i>	\$143.00
2. Total net book value payment	\$0.43
3. Minimum payment	\$0.00
4. Megawatt capacity	0.0
5. Megawatt capacity payment	\$0.00
6. Closed/decommissioned production plant (phased down) payment	\$0.00
7. Subtotal (<i>sum of Lines 2, 3, 5 and 6</i>)	\$0.43
8. Population cap	\$3,306,075.00
9. Adjusted subtotal (<i>lesser of Line 7 or Line 8</i>)	\$0.43
10. Adjacent site incentive payment	\$0.00
11. Baseload incentive payment	\$0.00
12. Co-generation incentive payment	\$0.00
13. Alternative energy incentive payment	\$0.00
14. Total incentive payments (<i>sum of Lines 10 through 13</i>)	\$0.00
15. Spent nuclear fuel payment	\$0.00
16. Total Utility Aid – this is the utility aid payment listed on the front of the estimate (<i>sum of Lines 9, 14 and 15</i>)	\$0.43

Supplemental County and Municipal Aid

- Under state law, supplemental county and municipal aid paid to each county and municipality is determined by 2023 Wisconsin Act 12 (sec. 79.037, Wis. Stats.)
- For detailed information, review [county and municipal aid spreadsheet](#)

Supplemental County and Municipal Aid Calculation	
1. Prior year supplemental county and municipal aid	\$202,668.38
2. Increase due to sales tax revenue including adjustments (<i>district changes</i>)	\$4,661.37
3. Total Supplemental County and Municipal Aid (<i>sum of Lines 1 and 2</i>)	\$207,329.75

Expenditure Restraint Incentive Program

- Only municipalities are eligible to receive Expenditure Restraint Incentive Program (ERIP) payments
- Under state law, in 2025, each municipality will receive a payment that is equal to the amount of the payment received by the municipality in 2024 (sec. 79.05(4), Wis. Stats., from 2023 WI Act 12 – notwithstanding subs. (2) and (3))

Contact Information

If you have questions, contact us at lgs@wisconsin.gov, (608) 266-8618 or (608) 261-5167.



State of Wisconsin • DEPARTMENT OF REVENUE

DIVISION OF STATE AND LOCAL FINANCE • BUREAU OF LOCAL GOVERNMENT SERVICES • 2135 RIMROCK RD MADISON, WI 53713

Mailing Address:
PO Box 8971 #6-97
Madison WI 53708-8971
Fax: (608) 264-6887
lgs@wisconsin.gov

September 13, 2024

LORI OPITZ
TOWN OF OCONOMOWOC
W359 N6812 BROWN ST
OCONOMOWOC WI 53066-1108

Notice of Shared Revenue – 2025 Original Estimate

Notice Information

The Wisconsin Department of Revenue (DOR) is providing the **estimated** shared revenue amounts your local government will receive in 2025 under current state law for county and municipal aid, supplemental county and municipal aid, utility aid and the expenditure restraint incentive program. This does not include adjustments, shown on the July and November payment notices.

District	TOWN OF OCONOMOWOC	County	WAUKESHA	Co-muni code	67-022
-----------------	--------------------	---------------	----------	---------------------	--------

Estimate Information

For an explanation of each aid payment listed below, review the additional information in this notice.

2025 Original Estimate	
1. County and municipal aid	\$103,803.34
2. Utility aid	\$2,578.98
3. Supplemental county and municipal aid	\$231,612.73
4. Expenditure restraint incentive program	\$0.00
5. Total Estimated 2025 Payments (sum of Lines 1-4)	\$337,995.05

Payment Information

Your local government will receive two distributions in 2025 :

- July 28, 2025: 15% of Line 1, 2, and 3 and 100% of Line 4 (*shown above*)
- November 17, 2025: balance of your 2025 aid payments

County and Municipal Aid

Under state law, the county and municipal aid paid to each county and municipality must be equal to the amount determined in 2012 (sec. 79.036, Wis. Stats.) and adjusted for fallen protective services insurance reimbursement (sec. 79.036(4), Wis. Stats.).

County and Municipal Aid Calculation	
1. Prior year county and municipal aid	\$101,476.87
2. Increase due to sales tax revenue, including adjustments (<i>district changes</i>)	\$2,333.97
3. Fallen protective services insurance adjustment	-\$7.50
4. Fallen protective services insurance reimbursement (<i>reported to DOR</i>)	\$0.00
5. Total County and Municipal Aid (sum of Lines 1-4)	\$103,803.34

Utility Aid

- Under state law, utility aid is distributed to each county and municipality where tax-exempt utility property is located (sec. 79.04, Wis. Stats.)
- Utility companies report utility property information to DOR annually
- DOR uses the provided information to accurately calculate utility aid (*shown below*)

Utility Aid Calculation	
1. Net book value, as of December 31, 2024 (including expected additions/retirements)	\$859,661.00
2. Total net book value payment	\$2,578.98
3. Minimum payment	\$0.00
4. Megawatt capacity	0.0
5. Megawatt capacity payment	\$0.00
6. Closed/decommissioned production plant (phased down) payment	\$0.00
7. Subtotal (sum of Lines 2, 3, 5 and 6)	\$2,578.98
8. Population cap	\$3,773,575.00
9. Adjusted subtotal (lesser of Line 7 or Line 8)	\$2,578.98
10. Adjacent site incentive payment	\$0.00
11. Baseload incentive payment	\$0.00
12. Co-generation incentive payment	\$0.00
13. Alternative energy incentive payment	\$0.00
14. Total incentive payments (sum of Lines 10 through 13)	\$0.00
15. Spent nuclear fuel payment	\$0.00
16. Total Utility Aid – this is the utility aid payment listed on the front of the estimate (sum of Lines 9, 14 and 15)	\$2,578.98

Supplemental County and Municipal Aid

- Under state law, supplemental county and municipal aid paid to each county and municipality is determined by 2023 Wisconsin Act 12 (sec. 79.037, Wis. Stats.)
- For detailed information, review [county and municipal aid spreadsheet](#)

Supplemental County and Municipal Aid Calculation	
1. Prior year supplemental county and municipal aid	\$226,405.41
2. Increase due to sales tax revenue including adjustments (district changes)	\$5,207.32
3. Total Supplemental County and Municipal Aid (sum of Lines 1 and 2)	\$231,612.73

Expenditure Restraint Incentive Program

- Only municipalities are eligible to receive Expenditure Restraint Incentive Program (ERIP) payments
- Under state law, in 2025, each municipality will receive a payment that is equal to the amount of the payment received by the municipality in 2024 (sec. 79.05(4), Wis. Stats., from 2023 WI Act 12 – notwithstanding subs. (2) and (3))

Contact Information

If you have questions, contact us at lgs@wisconsin.gov, (608) 266-8618 or (608) 261-5167.



State of Wisconsin • DEPARTMENT OF REVENUE

DIVISION OF STATE AND LOCAL FINANCE • BUREAU OF LOCAL GOVERNMENT SERVICES • 2135 RIMROCK RD MADISON, WI 53713

Mailing Address:
PO Box 8971 #6-97
Madison WI 53708-8971
Fax: (608) 264-6887
lgs@wisconsin.gov

September 13, 2024

LORI GEYMAN
TOWN OF OTTAWA
W360 S3337 STATE RD 67
DOUSMAN WI 53118-9709

Notice of Shared Revenue – 2025 Original Estimate

Notice Information

The Wisconsin Department of Revenue (DOR) is providing the **estimated** shared revenue amounts your local government will receive in 2025 under current state law for county and municipal aid, supplemental county and municipal aid, utility aid and the expenditure restraint incentive program. This does not include adjustments, shown on the July and November payment notices.

District	TOWN OF OTTAWA	County	WAUKESHA	Co-muni code	67-024
-----------------	----------------	---------------	----------	---------------------	--------

Estimate Information

For an explanation of each aid payment listed below, review the additional information in this notice.

2025 Original Estimate	
1. County and municipal aid	\$46,174.90
2. Utility aid	\$0.00
3. Supplemental county and municipal aid	\$93,479.61
4. Expenditure restraint incentive program	\$0.00
5. Total Estimated 2025 Payments (sum of Lines 1-4)	\$139,654.51

Payment Information

Your local government will receive two distributions in 2025 :

- July 28, 2025: 15% of Line 1, 2, and 3 and 100% of Line 4 (*shown above*)
- November 17, 2025: balance of your 2025 aid payments

County and Municipal Aid

Under state law, the county and municipal aid paid to each county and municipality must be equal to the amount determined in 2012 (sec. 79.036, Wis. Stats.) and adjusted for fallen protective services insurance reimbursement (sec. 79.036(4), Wis. Stats.).

County and Municipal Aid Calculation	
1. Prior year county and municipal aid	\$45,140.02
2. Increase due to sales tax revenue, including adjustments (<i>district changes</i>)	\$1,038.22
3. Fallen protective services insurance adjustment	-\$3.34
4. Fallen protective services insurance reimbursement (<i>reported to DOR</i>)	\$0.00
5. Total County and Municipal Aid (sum of Lines 1-4)	\$46,174.90

Utility Aid

- Under state law, utility aid is distributed to each county and municipality where tax-exempt utility property is located (sec. 79.04, Wis. Stats.)
- Utility companies report utility property information to DOR annually
- DOR uses the provided information to accurately calculate utility aid (*shown below*)

Utility Aid Calculation	
1. Net book value, <i>as of December 31, 2024 (including expected additions/retirements)</i>	\$0.00
2. Total net book value payment	\$0.00
3. Minimum payment	\$0.00
4. Megawatt capacity	0.0
5. Megawatt capacity payment	\$0.00
6. Closed/decommissioned production plant (phased down) payment	\$0.00
7. Subtotal (<i>sum of Lines 2, 3, 5 and 6</i>)	\$0.00
8. Population cap	\$1,547,000.00
9. Adjusted subtotal (<i>lesser of Line 7 or Line 8</i>)	\$0.00
10. Adjacent site incentive payment	\$0.00
11. Baseload incentive payment	\$0.00
12. Co-generation incentive payment	\$0.00
13. Alternative energy incentive payment	\$0.00
14. Total incentive payments (<i>sum of Lines 10 through 13</i>)	\$0.00
15. Spent nuclear fuel payment	\$0.00
16. Total Utility Aid – this is the utility aid payment listed on the front of the estimate (<i>sum of Lines 9, 14 and 15</i>)	\$0.00

Supplemental County and Municipal Aid

- Under state law, supplemental county and municipal aid paid to each county and municipality is determined by 2023 Wisconsin Act 12 (sec. 79.037, Wis. Stats.)
- For detailed information, review [county and municipal aid spreadsheet](#)

Supplemental County and Municipal Aid Calculation	
1. Prior year supplemental county and municipal aid	\$91,377.92
2. Increase due to sales tax revenue including adjustments (<i>district changes</i>)	\$2,101.69
3. Total Supplemental County and Municipal Aid (<i>sum of Lines 1 and 2</i>)	\$93,479.61

Expenditure Restraint Incentive Program

- Only municipalities are eligible to receive Expenditure Restraint Incentive Program (ERIP) payments
- Under state law, in 2025, each municipality will receive a payment that is equal to the amount of the payment received by the municipality in 2024 (sec. 79.05(4), Wis. Stats., from 2023 WI Act 12 – notwithstanding subs. (2) and (3))

Contact Information

If you have questions, contact us at lgs@wisconsin.gov, (608) 266-8618 or (608) 261-5167.



State of Wisconsin • DEPARTMENT OF REVENUE

DIVISION OF STATE AND LOCAL FINANCE • BUREAU OF LOCAL GOVERNMENT SERVICES • 2135 RIMROCK RD MADISON, WI 53713

Mailing Address:
PO Box 8971 #6-97
Madison WI 53708-8971
Fax: (608) 264-6887
lgs@wisconsin.gov

September 13, 2024

KELLI KOELLNER
VILLAGE OF BIG BEND
W230 S9185 NEVINS ST
BIG BEND WI 53103

Notice of Shared Revenue – 2025 Original Estimate

Notice Information

The Wisconsin Department of Revenue (DOR) is providing the **estimated** shared revenue amounts your local government will receive in 2025 under current state law for county and municipal aid, supplemental county and municipal aid, utility aid and the expenditure restraint incentive program. This does not include adjustments, shown on the July and November payment notices.

District	VILLAGE OF BIG BEND	County	WAUKESHA	Co-muni code	67-106
-----------------	---------------------	---------------	----------	---------------------	--------

Estimate Information

For an explanation of each aid payment listed below, review the additional information in this notice.

2025 Original Estimate	
1. County and municipal aid	\$47,519.42
2. Utility aid	\$0.00
3. Supplemental county and municipal aid	\$56,310.83
4. Expenditure restraint incentive program	\$27,036.88
5. Total Estimated 2025 Payments (sum of Lines 1-4)	\$130,867.13

Payment Information

Your local government will receive two distributions in 2025 :

- July 28, 2025: 15% of Line 1, 2, and 3 and 100% of Line 4 (*shown above*)
- November 17, 2025: balance of your 2025 aid payments

County and Municipal Aid

Under state law, the county and municipal aid paid to each county and municipality must be equal to the amount determined in 2012 (sec. 79.036, Wis. Stats.) and adjusted for fallen protective services insurance reimbursement (sec. 79.036(4), Wis. Stats.).

County and Municipal Aid Calculation	
1. Prior year county and municipal aid	\$46,454.40
2. Increase due to sales tax revenue, including adjustments (<i>district changes</i>)	\$1,068.45
3. Fallen protective services insurance adjustment	-\$3.43
4. Fallen protective services insurance reimbursement (<i>reported to DOR</i>)	\$0.00
5. Total County and Municipal Aid (sum of Lines 1-4)	\$47,519.42

Utility Aid

- Under state law, utility aid is distributed to each county and municipality where tax-exempt utility property is located (sec. 79.04, Wis. Stats.)
- Utility companies report utility property information to DOR annually
- DOR uses the provided information to accurately calculate utility aid (*shown below*)

Utility Aid Calculation	
1. Net book value, <i>as of December 31, 2024 (including expected additions/retirements)</i>	\$0.00
2. Total net book value payment	\$0.00
3. Minimum payment	\$0.00
4. Megawatt capacity	0.0
5. Megawatt capacity payment	\$0.00
6. Closed/decommissioned production plant (phased down) payment	\$0.00
7. Subtotal (<i>sum of Lines 2, 3, 5 and 6</i>)	\$0.00
8. Population cap	\$622,625.00
9. Adjusted subtotal (<i>lesser of Line 7 or Line 8</i>)	\$0.00
10. Adjacent site incentive payment	\$0.00
11. Baseload incentive payment	\$0.00
12. Co-generation incentive payment	\$0.00
13. Alternative energy incentive payment	\$0.00
14. Total incentive payments (<i>sum of Lines 10 through 13</i>)	\$0.00
15. Spent nuclear fuel payment	\$0.00
16. Total Utility Aid – this is the utility aid payment listed on the front of the estimate (<i>sum of Lines 9, 14 and 15</i>)	\$0.00

Supplemental County and Municipal Aid

- Under state law, supplemental county and municipal aid paid to each county and municipality is determined by 2023 Wisconsin Act 12 (sec. 79.037, Wis. Stats.)
- For detailed information, review [county and municipal aid spreadsheet](#)

Supplemental County and Municipal Aid Calculation	
1. Prior year supplemental county and municipal aid	\$55,044.80
2. Increase due to sales tax revenue including adjustments (<i>district changes</i>)	\$1,266.03
3. Total Supplemental County and Municipal Aid (<i>sum of Lines 1 and 2</i>)	\$56,310.83

Expenditure Restraint Incentive Program

- Only municipalities are eligible to receive Expenditure Restraint Incentive Program (ERIP) payments
- Under state law, in 2025, each municipality will receive a payment that is equal to the amount of the payment received by the municipality in 2024 (sec. 79.05(4), Wis. Stats., from 2023 WI Act 12 – notwithstanding subs. (2) and (3))

Contact Information

If you have questions, contact us at lgs@wisconsin.gov, (608) 266-8618 or (608) 261-5167.



State of Wisconsin • DEPARTMENT OF REVENUE

DIVISION OF STATE AND LOCAL FINANCE • BUREAU OF LOCAL GOVERNMENT SERVICES • 2135 RIMROCK RD MADISON, WI 53713

Mailing Address:
PO Box 8971 #6-97
Madison WI 53708-8971
Fax: (608) 264-6887
lgs@wisconsin.gov

September 13, 2024

BENJAMIN HUBRICH
VILLAGE OF BUTLER
12621 W HAMPTON AVE
BUTLER WI 53007-1791

Notice of Shared Revenue – 2025 Original Estimate

Notice Information

The Wisconsin Department of Revenue (DOR) is providing the **estimated** shared revenue amounts your local government will receive in 2025 under current state law for county and municipal aid, supplemental county and municipal aid, utility aid and the expenditure restraint incentive program. This does not include adjustments, shown on the July and November payment notices.

District	VILLAGE OF BUTLER	County	WAUKESHA	Co-muni code	67-107
-----------------	-------------------	---------------	----------	---------------------	--------

Estimate Information

For an explanation of each aid payment listed below, review the additional information in this notice.

2025 Original Estimate	
1. County and municipal aid	\$26,715.11
2. Utility aid	\$14,409.92
3. Supplemental county and municipal aid	\$61,271.37
4. Expenditure restraint incentive program	\$59,404.28
5. Total Estimated 2025 Payments (sum of Lines 1-4)	\$161,800.68

Payment Information

Your local government will receive two distributions in 2025 :

- July 28, 2025: 15% of Line 1, 2, and 3 and 100% of Line 4 (*shown above*)
- November 17, 2025: balance of your 2025 aid payments

County and Municipal Aid

Under state law, the county and municipal aid paid to each county and municipality must be equal to the amount determined in 2012 (sec. 79.036, Wis. Stats.) and adjusted for fallen protective services insurance reimbursement (sec. 79.036(4), Wis. Stats.).

County and Municipal Aid Calculation	
1. Prior year county and municipal aid	\$26,116.36
2. Increase due to sales tax revenue, including adjustments (<i>district changes</i>)	\$600.68
3. Fallen protective services insurance adjustment	-\$1.93
4. Fallen protective services insurance reimbursement (<i>reported to DOR</i>)	\$0.00
5. Total County and Municipal Aid (sum of Lines 1-4)	\$26,715.11

Utility Aid

- Under state law, utility aid is distributed to each county and municipality where tax-exempt utility property is located (sec. 79.04, Wis. Stats.)
- Utility companies report utility property information to DOR annually
- DOR uses the provided information to accurately calculate utility aid (*shown below*)

Utility Aid Calculation	
1. Net book value, <i>as of December 31, 2024 (including expected additions/retirements)</i>	\$2,401,654.00
2. Total net book value payment	\$14,409.92
3. Minimum payment	\$0.00
4. Megawatt capacity	0.0
5. Megawatt capacity payment	\$0.00
6. Closed/decommissioned production plant (phased down) payment	\$0.00
7. Subtotal (<i>sum of Lines 2, 3, 5 and 6</i>)	\$14,409.92
8. Population cap	\$746,300.00
9. Adjusted subtotal (<i>lesser of Line 7 or Line 8</i>)	\$14,409.92
10. Adjacent site incentive payment	\$0.00
11. Baseload incentive payment	\$0.00
12. Co-generation incentive payment	\$0.00
13. Alternative energy incentive payment	\$0.00
14. Total incentive payments (<i>sum of Lines 10 through 13</i>)	\$0.00
15. Spent nuclear fuel payment	\$0.00
16. Total Utility Aid – this is the utility aid payment listed on the front of the estimate (<i>sum of Lines 9, 14 and 15</i>)	\$14,409.92

Supplemental County and Municipal Aid

- Under state law, supplemental county and municipal aid paid to each county and municipality is determined by 2023 Wisconsin Act 12 (sec. 79.037, Wis. Stats.)
- For detailed information, review [county and municipal aid spreadsheet](#)

Supplemental County and Municipal Aid Calculation	
1. Prior year supplemental county and municipal aid	\$59,893.81
2. Increase due to sales tax revenue including adjustments (<i>district changes</i>)	\$1,377.56
3. Total Supplemental County and Municipal Aid (<i>sum of Lines 1 and 2</i>)	\$61,271.37

Expenditure Restraint Incentive Program

- Only municipalities are eligible to receive Expenditure Restraint Incentive Program (ERIP) payments
- Under state law, in 2025, each municipality will receive a payment that is equal to the amount of the payment received by the municipality in 2024 (sec. 79.05(4), Wis. Stats., from 2023 WI Act 12 – notwithstanding subs. (2) and (3))

Contact Information

If you have questions, contact us at lgs@wisconsin.gov, (608) 266-8618 or (608) 261-5167.



State of Wisconsin • DEPARTMENT OF REVENUE

DIVISION OF STATE AND LOCAL FINANCE • BUREAU OF LOCAL GOVERNMENT SERVICES • 2135 RIMROCK RD MADISON, WI 53713

Mailing Address:
PO Box 8971 #6-97
Madison WI 53708-8971
Fax: (608) 264-6887
lgs@wisconsin.gov

September 13, 2024

DEANNA BRAUNSCHWEIG
VILLAGE OF CHENEQUA
31275 W COUNTY RD K
CHENEQUA WI 53029

Notice of Shared Revenue – 2025 Original Estimate

Notice Information

The Wisconsin Department of Revenue (DOR) is providing the **estimated** shared revenue amounts your local government will receive in 2025 under current state law for county and municipal aid, supplemental county and municipal aid, utility aid and the expenditure restraint incentive program. This does not include adjustments, shown on the July and November payment notices.

District	VILLAGE OF CHENEQUA	County	WAUKESHA	Co-muni code	67-111
-----------------	---------------------	---------------	----------	---------------------	--------

Estimate Information

For an explanation of each aid payment listed below, review the additional information in this notice.

2025 Original Estimate	
1. County and municipal aid	\$9,191.56
2. Utility aid	\$0.00
3. Supplemental county and municipal aid	\$39,802.81
4. Expenditure restraint incentive program	\$0.00
5. Total Estimated 2025 Payments (sum of Lines 1-4)	\$48,994.37

Payment Information

Your local government will receive two distributions in 2025 :

- July 28, 2025: 15% of Line 1, 2, and 3 and 100% of Line 4 (*shown above*)
- November 17, 2025: balance of your 2025 aid payments

County and Municipal Aid

Under state law, the county and municipal aid paid to each county and municipality must be equal to the amount determined in 2012 (sec. 79.036, Wis. Stats.) and adjusted for fallen protective services insurance reimbursement (sec. 79.036(4), Wis. Stats.).

County and Municipal Aid Calculation	
1. Prior year county and municipal aid	\$8,985.55
2. Increase due to sales tax revenue, including adjustments (<i>district changes</i>)	\$206.67
3. Fallen protective services insurance adjustment	-\$0.66
4. Fallen protective services insurance reimbursement (<i>reported to DOR</i>)	\$0.00
5. Total County and Municipal Aid (sum of Lines 1-4)	\$9,191.56

Utility Aid

- Under state law, utility aid is distributed to each county and municipality where tax-exempt utility property is located (sec. 79.04, Wis. Stats.)
- Utility companies report utility property information to DOR annually
- DOR uses the provided information to accurately calculate utility aid (*shown below*)

Utility Aid Calculation	
1. Net book value, <i>as of December 31, 2024 (including expected additions/retirements)</i>	\$0.00
2. Total net book value payment	\$0.00
3. Minimum payment	\$0.00
4. Megawatt capacity	0.0
5. Megawatt capacity payment	\$0.00
6. Closed/decommissioned production plant (phased down) payment	\$0.00
7. Subtotal (<i>sum of Lines 2, 3, 5 and 6</i>)	\$0.00
8. Population cap	\$226,100.00
9. Adjusted subtotal (<i>lesser of Line 7 or Line 8</i>)	\$0.00
10. Adjacent site incentive payment	\$0.00
11. Baseload incentive payment	\$0.00
12. Co-generation incentive payment	\$0.00
13. Alternative energy incentive payment	\$0.00
14. Total incentive payments (<i>sum of Lines 10 through 13</i>)	\$0.00
15. Spent nuclear fuel payment	\$0.00
16. Total Utility Aid – this is the utility aid payment listed on the front of the estimate (<i>sum of Lines 9, 14 and 15</i>)	\$0.00

Supplemental County and Municipal Aid

- Under state law, supplemental county and municipal aid paid to each county and municipality is determined by 2023 Wisconsin Act 12 (sec. 79.037, Wis. Stats.)
- For detailed information, review [county and municipal aid spreadsheet](#)

Supplemental County and Municipal Aid Calculation	
1. Prior year supplemental county and municipal aid	\$38,907.93
2. Increase due to sales tax revenue including adjustments (<i>district changes</i>)	\$894.88
3. Total Supplemental County and Municipal Aid (<i>sum of Lines 1 and 2</i>)	\$39,802.81

Expenditure Restraint Incentive Program

- Only municipalities are eligible to receive Expenditure Restraint Incentive Program (ERIP) payments
- Under state law, in 2025, each municipality will receive a payment that is equal to the amount of the payment received by the municipality in 2024 (sec. 79.05(4), Wis. Stats., from 2023 WI Act 12 – notwithstanding subs. (2) and (3))

Contact Information

If you have questions, contact us at lgs@wisconsin.gov, (608) 266-8618 or (608) 261-5167.



State of Wisconsin • DEPARTMENT OF REVENUE

DIVISION OF STATE AND LOCAL FINANCE • BUREAU OF LOCAL GOVERNMENT SERVICES • 2135 RIMROCK RD MADISON, WI 53713

Mailing Address:
PO Box 8971 #6-97
Madison WI 53708-8971
Fax: (608) 264-6887
lgs@wisconsin.gov

September 13, 2024

GINA KOZLIK
VILLAGE OF DOUSMAN
118 S MAIN ST
DOUSMAN WI 53118-9557

Notice of Shared Revenue – 2025 Original Estimate

Notice Information

The Wisconsin Department of Revenue (DOR) is providing the **estimated** shared revenue amounts your local government will receive in 2025 under current state law for county and municipal aid, supplemental county and municipal aid, utility aid and the expenditure restraint incentive program. This does not include adjustments, shown on the July and November payment notices.

District	VILLAGE OF DOUSMAN	County	WAUKESHA	Co-muni code	67-116
-----------------	--------------------	---------------	----------	---------------------	--------

Estimate Information

For an explanation of each aid payment listed below, review the additional information in this notice.

2025 Original Estimate	
1. County and municipal aid	\$154,652.22
2. Utility aid	\$12,094.61
3. Supplemental county and municipal aid	\$72,353.13
4. Expenditure restraint incentive program	\$0.00
5. Total Estimated 2025 Payments (sum of Lines 1-4)	\$239,099.96

Payment Information

Your local government will receive two distributions in 2025 :

- July 28, 2025: 15% of Line 1, 2, and 3 and 100% of Line 4 (*shown above*)
- November 17, 2025: balance of your 2025 aid payments

County and Municipal Aid

Under state law, the county and municipal aid paid to each county and municipality must be equal to the amount determined in 2012 (sec. 79.036, Wis. Stats.) and adjusted for fallen protective services insurance reimbursement (sec. 79.036(4), Wis. Stats.).

County and Municipal Aid Calculation	
1. Prior year county and municipal aid	\$151,186.11
2. Increase due to sales tax revenue, including adjustments (<i>district changes</i>)	\$3,477.28
3. Fallen protective services insurance adjustment	-\$11.17
4. Fallen protective services insurance reimbursement (<i>reported to DOR</i>)	\$0.00
5. Total County and Municipal Aid (sum of Lines 1-4)	\$154,652.22

Utility Aid

- Under state law, utility aid is distributed to each county and municipality where tax-exempt utility property is located (sec. 79.04, Wis. Stats.)
- Utility companies report utility property information to DOR annually
- DOR uses the provided information to accurately calculate utility aid (*shown below*)

Utility Aid Calculation	
1. Net book value, as of December 31, 2024 (including expected additions/retirements)	\$2,015,768.00
2. Total net book value payment	\$12,094.61
3. Minimum payment	\$0.00
4. Megawatt capacity	0.0
5. Megawatt capacity payment	\$0.00
6. Closed/decommissioned production plant (phased down) payment	\$0.00
7. Subtotal (sum of Lines 2, 3, 5 and 6)	\$12,094.61
8. Population cap	\$1,061,225.00
9. Adjusted subtotal (lesser of Line 7 or Line 8)	\$12,094.61
10. Adjacent site incentive payment	\$0.00
11. Baseload incentive payment	\$0.00
12. Co-generation incentive payment	\$0.00
13. Alternative energy incentive payment	\$0.00
14. Total incentive payments (sum of Lines 10 through 13)	\$0.00
15. Spent nuclear fuel payment	\$0.00
16. Total Utility Aid – this is the utility aid payment listed on the front of the estimate (sum of Lines 9, 14 and 15)	\$12,094.61

Supplemental County and Municipal Aid

- Under state law, supplemental county and municipal aid paid to each county and municipality is determined by 2023 Wisconsin Act 12 (sec. 79.037, Wis. Stats.)
- For detailed information, review [county and municipal aid spreadsheet](#)

Supplemental County and Municipal Aid Calculation	
1. Prior year supplemental county and municipal aid	\$70,726.42
2. Increase due to sales tax revenue including adjustments (district changes)	\$1,626.71
3. Total Supplemental County and Municipal Aid (sum of Lines 1 and 2)	\$72,353.13

Expenditure Restraint Incentive Program

- Only municipalities are eligible to receive Expenditure Restraint Incentive Program (ERIP) payments
- Under state law, in 2025, each municipality will receive a payment that is equal to the amount of the payment received by the municipality in 2024 (sec. 79.05(4), Wis. Stats., from 2023 WI Act 12 – notwithstanding subs. (2) and (3))

Contact Information

If you have questions, contact us at lgs@wisconsin.gov, (608) 266-8618 or (608) 261-5167.



State of Wisconsin • DEPARTMENT OF REVENUE

DIVISION OF STATE AND LOCAL FINANCE • BUREAU OF LOCAL GOVERNMENT SERVICES • 2135 RIMROCK RD MADISON, WI 53713

Mailing Address:
PO Box 8971 #6-97
Madison WI 53708-8971
Fax: (608) 264-6887
lgs@wisconsin.gov

September 13, 2024

JESSICA WOOD
VILLAGE OF EAGLE
PO BOX 295
EAGLE WI 53119-0295

Notice of Shared Revenue – 2025 Original Estimate

Notice Information

The Wisconsin Department of Revenue (DOR) is providing the **estimated** shared revenue amounts your local government will receive in 2025 under current state law for county and municipal aid, supplemental county and municipal aid, utility aid and the expenditure restraint incentive program. This does not include adjustments, shown on the July and November payment notices.

District	VILLAGE OF EAGLE	County	WAUKESHA	Co-muni code	67-121
-----------------	------------------	---------------	----------	---------------------	--------

Estimate Information

For an explanation of each aid payment listed below, review the additional information in this notice.

2025 Original Estimate	
1. County and municipal aid	\$35,127.63
2. Utility aid	\$0.00
3. Supplemental county and municipal aid	\$67,156.45
4. Expenditure restraint incentive program	\$0.00
5. Total Estimated 2025 Payments (sum of Lines 1-4)	\$102,284.08

Payment Information

Your local government will receive two distributions in 2025 :

- July 28, 2025: 15% of Line 1, 2, and 3 and 100% of Line 4 (*shown above*)
- November 17, 2025: balance of your 2025 aid payments

County and Municipal Aid

Under state law, the county and municipal aid paid to each county and municipality must be equal to the amount determined in 2012 (sec. 79.036, Wis. Stats.) and adjusted for fallen protective services insurance reimbursement (sec. 79.036(4), Wis. Stats.).

County and Municipal Aid Calculation	
1. Prior year county and municipal aid	\$34,340.34
2. Increase due to sales tax revenue, including adjustments (<i>district changes</i>)	\$789.83
3. Fallen protective services insurance adjustment	-\$2.54
4. Fallen protective services insurance reimbursement (<i>reported to DOR</i>)	\$0.00
5. Total County and Municipal Aid (sum of Lines 1-4)	\$35,127.63

Utility Aid

- Under state law, utility aid is distributed to each county and municipality where tax-exempt utility property is located (sec. 79.04, Wis. Stats.)
- Utility companies report utility property information to DOR annually
- DOR uses the provided information to accurately calculate utility aid (*shown below*)

Utility Aid Calculation	
1. Net book value, <i>as of December 31, 2024 (including expected additions/retirements)</i>	\$0.00
2. Total net book value payment	\$0.00
3. Minimum payment	\$0.00
4. Megawatt capacity	0.0
5. Megawatt capacity payment	\$0.00
6. Closed/decommissioned production plant (phased down) payment	\$0.00
7. Subtotal (<i>sum of Lines 2, 3, 5 and 6</i>)	\$0.00
8. Population cap	\$913,325.00
9. Adjusted subtotal (<i>lesser of Line 7 or Line 8</i>)	\$0.00
10. Adjacent site incentive payment	\$0.00
11. Baseload incentive payment	\$0.00
12. Co-generation incentive payment	\$0.00
13. Alternative energy incentive payment	\$0.00
14. Total incentive payments (<i>sum of Lines 10 through 13</i>)	\$0.00
15. Spent nuclear fuel payment	\$0.00
16. Total Utility Aid – this is the utility aid payment listed on the front of the estimate (<i>sum of Lines 9, 14 and 15</i>)	\$0.00

Supplemental County and Municipal Aid

- Under state law, supplemental county and municipal aid paid to each county and municipality is determined by 2023 Wisconsin Act 12 (sec. 79.037, Wis. Stats.)
- For detailed information, review [county and municipal aid spreadsheet](#)

Supplemental County and Municipal Aid Calculation	
1. Prior year supplemental county and municipal aid	\$65,646.58
2. Increase due to sales tax revenue including adjustments (<i>district changes</i>)	\$1,509.87
3. Total Supplemental County and Municipal Aid (<i>sum of Lines 1 and 2</i>)	\$67,156.45

Expenditure Restraint Incentive Program

- Only municipalities are eligible to receive Expenditure Restraint Incentive Program (ERIP) payments
- Under state law, in 2025, each municipality will receive a payment that is equal to the amount of the payment received by the municipality in 2024 (sec. 79.05(4), Wis. Stats., from 2023 WI Act 12 – notwithstanding subs. (2) and (3))

Contact Information

If you have questions, contact us at lgs@wisconsin.gov, (608) 266-8618 or (608) 261-5167.



State of Wisconsin • DEPARTMENT OF REVENUE

DIVISION OF STATE AND LOCAL FINANCE • BUREAU OF LOCAL GOVERNMENT SERVICES • 2135 RIMROCK RD MADISON, WI 53713

Mailing Address:
PO Box 8971 #6-97
Madison WI 53708-8971
Fax: (608) 264-6887
lgs@wisconsin.gov

September 13, 2024

KATIE PANELLA
VILLAGE OF ELM GROVE
13600 JUNEAU BLVD
ELM GROVE WI 53122-1654

Notice of Shared Revenue – 2025 Original Estimate

Notice Information

The Wisconsin Department of Revenue (DOR) is providing the **estimated** shared revenue amounts your local government will receive in 2025 under current state law for county and municipal aid, supplemental county and municipal aid, utility aid and the expenditure restraint incentive program. This does not include adjustments, shown on the July and November payment notices.

District	VILLAGE OF ELM GROVE	County	WAUKESHA	Co-muni code	67-122
-----------------	----------------------	---------------	----------	---------------------	--------

Estimate Information

For an explanation of each aid payment listed below, review the additional information in this notice.

2025 Original Estimate	
1. County and municipal aid	\$82,070.59
2. Utility aid	\$0.00
3. Supplemental county and municipal aid	\$181,230.82
4. Expenditure restraint incentive program	\$22,888.85
5. Total Estimated 2025 Payments (sum of Lines 1-4)	\$286,190.26

Payment Information

Your local government will receive two distributions in 2025 :

- July 28, 2025: 15% of Line 1, 2, and 3 and 100% of Line 4 (*shown above*)
- November 17, 2025: balance of your 2025 aid payments

County and Municipal Aid

Under state law, the county and municipal aid paid to each county and municipality must be equal to the amount determined in 2012 (sec. 79.036, Wis. Stats.) and adjusted for fallen protective services insurance reimbursement (sec. 79.036(4), Wis. Stats.).

County and Municipal Aid Calculation	
1. Prior year county and municipal aid	\$80,231.20
2. Increase due to sales tax revenue, including adjustments (<i>district changes</i>)	\$1,845.32
3. Fallen protective services insurance adjustment	-\$5.93
4. Fallen protective services insurance reimbursement (<i>reported to DOR</i>)	\$0.00
5. Total County and Municipal Aid (sum of Lines 1-4)	\$82,070.59

Utility Aid

- Under state law, utility aid is distributed to each county and municipality where tax-exempt utility property is located (sec. 79.04, Wis. Stats.)
- Utility companies report utility property information to DOR annually
- DOR uses the provided information to accurately calculate utility aid (*shown below*)

Utility Aid Calculation	
1. Net book value, <i>as of December 31, 2024 (including expected additions/retirements)</i>	\$0.00
2. Total net book value payment	\$0.00
3. Minimum payment	\$0.00
4. Megawatt capacity	0.0
5. Megawatt capacity payment	\$0.00
6. Closed/decommissioned production plant (phased down) payment	\$0.00
7. Subtotal (<i>sum of Lines 2, 3, 5 and 6</i>)	\$0.00
8. Population cap	\$2,777,375.00
9. Adjusted subtotal (<i>lesser of Line 7 or Line 8</i>)	\$0.00
10. Adjacent site incentive payment	\$0.00
11. Baseload incentive payment	\$0.00
12. Co-generation incentive payment	\$0.00
13. Alternative energy incentive payment	\$0.00
14. Total incentive payments (<i>sum of Lines 10 through 13</i>)	\$0.00
15. Spent nuclear fuel payment	\$0.00
16. Total Utility Aid – this is the utility aid payment listed on the front of the estimate (<i>sum of Lines 9, 14 and 15</i>)	\$0.00

Supplemental County and Municipal Aid

- Under state law, supplemental county and municipal aid paid to each county and municipality is determined by 2023 Wisconsin Act 12 (sec. 79.037, Wis. Stats.)
- For detailed information, review [county and municipal aid spreadsheet](#)

Supplemental County and Municipal Aid Calculation	
1. Prior year supplemental county and municipal aid	\$177,156.23
2. Increase due to sales tax revenue including adjustments (<i>district changes</i>)	\$4,074.59
3. Total Supplemental County and Municipal Aid (<i>sum of Lines 1 and 2</i>)	\$181,230.82

Expenditure Restraint Incentive Program

- Only municipalities are eligible to receive Expenditure Restraint Incentive Program (ERIP) payments
- Under state law, in 2025, each municipality will receive a payment that is equal to the amount of the payment received by the municipality in 2024 (sec. 79.05(4), Wis. Stats., from 2023 WI Act 12 – notwithstanding subs. (2) and (3))

Contact Information

If you have questions, contact us at lgs@wisconsin.gov, (608) 266-8618 or (608) 261-5167.



State of Wisconsin • DEPARTMENT OF REVENUE

DIVISION OF STATE AND LOCAL FINANCE • BUREAU OF LOCAL GOVERNMENT SERVICES • 2135 RIMROCK RD MADISON, WI 53713

Mailing Address:
PO Box 8971 #6-97
Madison WI 53708-8971
Fax: (608) 264-6887
lgs@wisconsin.gov

September 13, 2024

SANDEE POLICELLO
VILLAGE OF HARTLAND
210 COTTONWOOD AVE
HARTLAND WI 53029-0210

Notice of Shared Revenue – 2025 Original Estimate

Notice Information

The Wisconsin Department of Revenue (DOR) is providing the **estimated** shared revenue amounts your local government will receive in 2025 under current state law for county and municipal aid, supplemental county and municipal aid, utility aid and the expenditure restraint incentive program. This does not include adjustments, shown on the July and November payment notices.

District	VILLAGE OF HARTLAND	County	WAUKESHA	Co-muni code	67-136
-----------------	---------------------	---------------	----------	---------------------	--------

Estimate Information

For an explanation of each aid payment listed below, review the additional information in this notice.

2025 Original Estimate	
1. County and municipal aid	\$229,486.09
2. Utility aid	\$28,450.64
3. Supplemental county and municipal aid	\$256,570.54
4. Expenditure restraint incentive program	\$0.00
5. Total Estimated 2025 Payments (sum of Lines 1-4)	\$514,507.27

Payment Information

Your local government will receive two distributions in 2025 :

- July 28, 2025: 15% of Line 1, 2, and 3 and 100% of Line 4 (*shown above*)
- November 17, 2025: balance of your 2025 aid payments

County and Municipal Aid

Under state law, the county and municipal aid paid to each county and municipality must be equal to the amount determined in 2012 (sec. 79.036, Wis. Stats.) and adjusted for fallen protective services insurance reimbursement (sec. 79.036(4), Wis. Stats.).

County and Municipal Aid Calculation	
1. Prior year county and municipal aid	\$224,342.79
2. Increase due to sales tax revenue, including adjustments (<i>district changes</i>)	\$5,159.88
3. Fallen protective services insurance adjustment	-\$16.58
4. Fallen protective services insurance reimbursement (<i>reported to DOR</i>)	\$0.00
5. Total County and Municipal Aid (sum of Lines 1-4)	\$229,486.09

Utility Aid

- Under state law, utility aid is distributed to each county and municipality where tax-exempt utility property is located (sec. 79.04, Wis. Stats.)
- Utility companies report utility property information to DOR annually
- DOR uses the provided information to accurately calculate utility aid (*shown below*)

Utility Aid Calculation	
1. Net book value, as of December 31, 2024 (including expected additions/retirements)	\$4,741,774.00
2. Total net book value payment	\$28,450.64
3. Minimum payment	\$0.00
4. Megawatt capacity	0.0
5. Megawatt capacity payment	\$0.00
6. Closed/decommissioned production plant (phased down) payment	\$0.00
7. Subtotal (sum of Lines 2, 3, 5 and 6)	\$28,450.64
8. Population cap	\$4,359,225.00
9. Adjusted subtotal (lesser of Line 7 or Line 8)	\$28,450.64
10. Adjacent site incentive payment	\$0.00
11. Baseload incentive payment	\$0.00
12. Co-generation incentive payment	\$0.00
13. Alternative energy incentive payment	\$0.00
14. Total incentive payments (sum of Lines 10 through 13)	\$0.00
15. Spent nuclear fuel payment	\$0.00
16. Total Utility Aid – this is the utility aid payment listed on the front of the estimate (sum of Lines 9, 14 and 15)	\$28,450.64

Supplemental County and Municipal Aid

- Under state law, supplemental county and municipal aid paid to each county and municipality is determined by 2023 Wisconsin Act 12 (sec. 79.037, Wis. Stats.)
- For detailed information, review [county and municipal aid spreadsheet](#)

Supplemental County and Municipal Aid Calculation	
1. Prior year supplemental county and municipal aid	\$250,802.09
2. Increase due to sales tax revenue including adjustments (district changes)	\$5,768.45
3. Total Supplemental County and Municipal Aid (sum of Lines 1 and 2)	\$256,570.54

Expenditure Restraint Incentive Program

- Only municipalities are eligible to receive Expenditure Restraint Incentive Program (ERIP) payments
- Under state law, in 2025, each municipality will receive a payment that is equal to the amount of the payment received by the municipality in 2024 (sec. 79.05(4), Wis. Stats., from 2023 WI Act 12 – notwithstanding subs. (2) and (3))

Contact Information

If you have questions, contact us at lgs@wisconsin.gov, (608) 266-8618 or (608) 261-5167.



State of Wisconsin • DEPARTMENT OF REVENUE

DIVISION OF STATE AND LOCAL FINANCE • BUREAU OF LOCAL GOVERNMENT SERVICES • 2135 RIMROCK RD MADISON, WI 53713

Mailing Address:
PO Box 8971 #6-97
Madison WI 53708-8971
Fax: (608) 264-6887
lgs@wisconsin.gov

September 13, 2024

DANIELLE WRAALSTAD
VILLAGE OF LAC LA BELLE
W359 N6812 BROWN ST
OCONOMOWOC WI 53066

Notice of Shared Revenue – 2025 Original Estimate

Notice Information

The Wisconsin Department of Revenue (DOR) is providing the **estimated** shared revenue amounts your local government will receive in 2025 under current state law for county and municipal aid, supplemental county and municipal aid, utility aid and the expenditure restraint incentive program. This does not include adjustments, shown on the July and November payment notices.

District	VILLAGE OF LAC LA BELLE	County	WAUKESHA	Co-muni code	67-146
-----------------	-------------------------	---------------	----------	---------------------	--------

Estimate Information

For an explanation of each aid payment listed below, review the additional information in this notice.

2025 Original Estimate	
1. County and municipal aid	\$4,615.24
2. Utility aid	\$0.00
3. Supplemental county and municipal aid	\$35,591.04
4. Expenditure restraint incentive program	\$0.00
5. Total Estimated 2025 Payments (sum of Lines 1-4)	\$40,206.28

Payment Information

Your local government will receive two distributions in 2025 :

- July 28, 2025: 15% of Line 1, 2, and 3 and 100% of Line 4 (*shown above*)
- November 17, 2025: balance of your 2025 aid payments

County and Municipal Aid

Under state law, the county and municipal aid paid to each county and municipality must be equal to the amount determined in 2012 (sec. 79.036, Wis. Stats.) and adjusted for fallen protective services insurance reimbursement (sec. 79.036(4), Wis. Stats.).

County and Municipal Aid Calculation	
1. Prior year county and municipal aid	\$4,511.80
2. Increase due to sales tax revenue, including adjustments (<i>district changes</i>)	\$103.77
3. Fallen protective services insurance adjustment	-\$0.33
4. Fallen protective services insurance reimbursement (<i>reported to DOR</i>)	\$0.00
5. Total County and Municipal Aid (sum of Lines 1-4)	\$4,615.24

Utility Aid

- Under state law, utility aid is distributed to each county and municipality where tax-exempt utility property is located (sec. 79.04, Wis. Stats.)
- Utility companies report utility property information to DOR annually
- DOR uses the provided information to accurately calculate utility aid (*shown below*)

Utility Aid Calculation	
1. Net book value, <i>as of December 31, 2024 (including expected additions/retirements)</i>	\$0.00
2. Total net book value payment	\$0.00
3. Minimum payment	\$0.00
4. Megawatt capacity	0.0
5. Megawatt capacity payment	\$0.00
6. Closed/decommissioned production plant (phased down) payment	\$0.00
7. Subtotal (<i>sum of Lines 2, 3, 5 and 6</i>)	\$0.00
8. Population cap	\$121,125.00
9. Adjusted subtotal (<i>lesser of Line 7 or Line 8</i>)	\$0.00
10. Adjacent site incentive payment	\$0.00
11. Baseload incentive payment	\$0.00
12. Co-generation incentive payment	\$0.00
13. Alternative energy incentive payment	\$0.00
14. Total incentive payments (<i>sum of Lines 10 through 13</i>)	\$0.00
15. Spent nuclear fuel payment	\$0.00
16. Total Utility Aid – this is the utility aid payment listed on the front of the estimate (<i>sum of Lines 9, 14 and 15</i>)	\$0.00

Supplemental County and Municipal Aid

- Under state law, supplemental county and municipal aid paid to each county and municipality is determined by 2023 Wisconsin Act 12 (sec. 79.037, Wis. Stats.)
- For detailed information, review [county and municipal aid spreadsheet](#)

Supplemental County and Municipal Aid Calculation	
1. Prior year supplemental county and municipal aid	\$34,790.85
2. Increase due to sales tax revenue including adjustments (<i>district changes</i>)	\$800.19
3. Total Supplemental County and Municipal Aid (<i>sum of Lines 1 and 2</i>)	\$35,591.04

Expenditure Restraint Incentive Program

- Only municipalities are eligible to receive Expenditure Restraint Incentive Program (ERIP) payments
- Under state law, in 2025, each municipality will receive a payment that is equal to the amount of the payment received by the municipality in 2024 (sec. 79.05(4), Wis. Stats., from 2023 WI Act 12 – notwithstanding subs. (2) and (3))

Contact Information

If you have questions, contact us at lgs@wisconsin.gov, (608) 266-8618 or (608) 261-5167.



State of Wisconsin • DEPARTMENT OF REVENUE

DIVISION OF STATE AND LOCAL FINANCE • BUREAU OF LOCAL GOVERNMENT SERVICES • 2135 RIMROCK RD MADISON, WI 53713

Mailing Address:
PO Box 8971 #6-97
Madison WI 53708-8971
Fax: (608) 264-6887
lgs@wisconsin.gov

September 13, 2024

BRENDA KLEMMER
VILLAGE OF LANNON
PO BOX 456
LANNON WI 53046-0456

Notice of Shared Revenue – 2025 Original Estimate

Notice Information

The Wisconsin Department of Revenue (DOR) is providing the **estimated** shared revenue amounts your local government will receive in 2025 under current state law for county and municipal aid, supplemental county and municipal aid, utility aid and the expenditure restraint incentive program. This does not include adjustments, shown on the July and November payment notices.

District	VILLAGE OF LANNON	County	WAUKESHA	Co-muni code	67-147
-----------------	-------------------	---------------	----------	---------------------	--------

Estimate Information

For an explanation of each aid payment listed below, review the additional information in this notice.

2025 Original Estimate	
1. County and municipal aid	\$23,154.04
2. Utility aid	\$0.00
3. Supplemental county and municipal aid	\$61,786.20
4. Expenditure restraint incentive program	\$0.00
5. Total Estimated 2025 Payments (sum of Lines 1-4)	\$84,940.24

Payment Information

Your local government will receive two distributions in 2025 :

- July 28, 2025: 15% of Line 1, 2, and 3 and 100% of Line 4 (*shown above*)
- November 17, 2025: balance of your 2025 aid payments

County and Municipal Aid

Under state law, the county and municipal aid paid to each county and municipality must be equal to the amount determined in 2012 (sec. 79.036, Wis. Stats.) and adjusted for fallen protective services insurance reimbursement (sec. 79.036(4), Wis. Stats.).

County and Municipal Aid Calculation	
1. Prior year county and municipal aid	\$22,635.10
2. Increase due to sales tax revenue, including adjustments (<i>district changes</i>)	\$520.61
3. Fallen protective services insurance adjustment	-\$1.67
4. Fallen protective services insurance reimbursement (<i>reported to DOR</i>)	\$0.00
5. Total County and Municipal Aid (sum of Lines 1-4)	\$23,154.04

Utility Aid

- Under state law, utility aid is distributed to each county and municipality where tax-exempt utility property is located (sec. 79.04, Wis. Stats.)
- Utility companies report utility property information to DOR annually
- DOR uses the provided information to accurately calculate utility aid (*shown below*)

Utility Aid Calculation	
1. Net book value, <i>as of December 31, 2024 (including expected additions/retirements)</i>	\$0.00
2. Total net book value payment	\$0.00
3. Minimum payment	\$0.00
4. Megawatt capacity	0.0
5. Megawatt capacity payment	\$0.00
6. Closed/decommissioned production plant (phased down) payment	\$0.00
7. Subtotal (<i>sum of Lines 2, 3, 5 and 6</i>)	\$0.00
8. Population cap	\$956,675.00
9. Adjusted subtotal (<i>lesser of Line 7 or Line 8</i>)	\$0.00
10. Adjacent site incentive payment	\$0.00
11. Baseload incentive payment	\$0.00
12. Co-generation incentive payment	\$0.00
13. Alternative energy incentive payment	\$0.00
14. Total incentive payments (<i>sum of Lines 10 through 13</i>)	\$0.00
15. Spent nuclear fuel payment	\$0.00
16. Total Utility Aid – this is the utility aid payment listed on the front of the estimate (<i>sum of Lines 9, 14 and 15</i>)	\$0.00

Supplemental County and Municipal Aid

- Under state law, supplemental county and municipal aid paid to each county and municipality is determined by 2023 Wisconsin Act 12 (sec. 79.037, Wis. Stats.)
- For detailed information, review [county and municipal aid spreadsheet](#)

Supplemental County and Municipal Aid Calculation	
1. Prior year supplemental county and municipal aid	\$60,397.07
2. Increase due to sales tax revenue including adjustments (<i>district changes</i>)	\$1,389.13
3. Total Supplemental County and Municipal Aid (<i>sum of Lines 1 and 2</i>)	\$61,786.20

Expenditure Restraint Incentive Program

- Only municipalities are eligible to receive Expenditure Restraint Incentive Program (ERIP) payments
- Under state law, in 2025, each municipality will receive a payment that is equal to the amount of the payment received by the municipality in 2024 (sec. 79.05(4), Wis. Stats., from 2023 WI Act 12 – notwithstanding subs. (2) and (3))

Contact Information

If you have questions, contact us at lgs@wisconsin.gov, (608) 266-8618 or (608) 261-5167.



State of Wisconsin • DEPARTMENT OF REVENUE

DIVISION OF STATE AND LOCAL FINANCE • BUREAU OF LOCAL GOVERNMENT SERVICES • 2135 RIMROCK RD MADISON, WI 53713

Mailing Address:
PO Box 8971 #6-97
Madison WI 53708-8971
Fax: (608) 264-6887
lgs@wisconsin.gov

September 13, 2024

ELISA CAPPOZZO
VILLAGE OF LISBON
W234 N8676 WOODSIDE RD
SUSSEX WI 53089-1545

Notice of Shared Revenue – 2025 Original Estimate

Notice Information

The Wisconsin Department of Revenue (DOR) is providing the **estimated** shared revenue amounts your local government will receive in 2025 under current state law for county and municipal aid, supplemental county and municipal aid, utility aid and the expenditure restraint incentive program. This does not include adjustments, shown on the July and November payment notices.

District	VILLAGE OF LISBON	County	WAUKESHA	Co-muni code	67-149
-----------------	-------------------	---------------	----------	---------------------	--------

Estimate Information

For an explanation of each aid payment listed below, review the additional information in this notice.

2025 Original Estimate	
1. County and municipal aid	\$119,455.48
2. Utility aid	\$10,053.69
3. Supplemental county and municipal aid	\$274,694.49
4. Expenditure restraint incentive program	\$0.00
5. Total Estimated 2025 Payments (sum of Lines 1-4)	\$404,203.66

Payment Information

Your local government will receive two distributions in 2025 :

- July 28, 2025: 15% of Line 1, 2, and 3 and 100% of Line 4 (*shown above*)
- November 17, 2025: balance of your 2025 aid payments

County and Municipal Aid

Under state law, the county and municipal aid paid to each county and municipality must be equal to the amount determined in 2012 (sec. 79.036, Wis. Stats.) and adjusted for fallen protective services insurance reimbursement (sec. 79.036(4), Wis. Stats.).

County and Municipal Aid Calculation	
1. Prior year county and municipal aid	\$116,778.21
2. Increase due to sales tax revenue, including adjustments (<i>district changes</i>)	\$2,685.90
3. Fallen protective services insurance adjustment	-\$8.63
4. Fallen protective services insurance reimbursement (<i>reported to DOR</i>)	\$0.00
5. Total County and Municipal Aid (sum of Lines 1-4)	\$119,455.48

Utility Aid

- Under state law, utility aid is distributed to each county and municipality where tax-exempt utility property is located (sec. 79.04, Wis. Stats.)
- Utility companies report utility property information to DOR annually
- DOR uses the provided information to accurately calculate utility aid (*shown below*)

Utility Aid Calculation	
1. Net book value, <i>as of December 31, 2024 (including expected additions/retirements)</i>	\$636,727.00
2. Total net book value payment	\$3,820.36
3. Minimum payment	\$0.00
4. Megawatt capacity	2.2
5. Megawatt capacity payment	\$2,933.33
6. Closed/decommissioned production plant (phased down) payment	\$0.00
7. Subtotal (<i>sum of Lines 2, 3, 5 and 6</i>)	\$6,753.69
8. Population cap	\$4,699,225.00
9. Adjusted subtotal (<i>lesser of Line 7 or Line 8</i>)	\$6,753.69
10. Adjacent site incentive payment	\$0.00
11. Baseload incentive payment	\$0.00
12. Co-generation incentive payment	\$0.00
13. Alternative energy incentive payment	\$3,300.00
14. Total incentive payments (<i>sum of Lines 10 through 13</i>)	\$3,300.00
15. Spent nuclear fuel payment	\$0.00
16. Total Utility Aid – this is the utility aid payment listed on the front of the estimate (<i>sum of Lines 9, 14 and 15</i>)	\$10,053.69

Supplemental County and Municipal Aid

- Under state law, supplemental county and municipal aid paid to each county and municipality is determined by 2023 Wisconsin Act 12 (sec. 79.037, Wis. Stats.)
- For detailed information, review [county and municipal aid spreadsheet](#)

Supplemental County and Municipal Aid Calculation	
1. Prior year supplemental county and municipal aid	\$268,518.56
2. Increase due to sales tax revenue including adjustments (<i>district changes</i>)	\$6,175.93
3. Total Supplemental County and Municipal Aid (<i>sum of Lines 1 and 2</i>)	\$274,694.49

Expenditure Restraint Incentive Program

- Only municipalities are eligible to receive Expenditure Restraint Incentive Program (ERIP) payments
- Under state law, in 2025, each municipality will receive a payment that is equal to the amount of the payment received by the municipality in 2024 (sec. 79.05(4), Wis. Stats., from 2023 WI Act 12 – notwithstanding subs. (2) and (3))

Contact Information

If you have questions, contact us at lgs@wisconsin.gov, (608) 266-8618 or (608) 261-5167.



State of Wisconsin • DEPARTMENT OF REVENUE

DIVISION OF STATE AND LOCAL FINANCE • BUREAU OF LOCAL GOVERNMENT SERVICES • 2135 RIMROCK RD MADISON, WI 53713

Mailing Address:
PO Box 8971 #6-97
Madison WI 53708-8971
Fax: (608) 264-6887
lgs@wisconsin.gov

September 13, 2024

AMY DISHINGER WCMC
VILLAGE OF MENOMONEE FALLS
W156N8480 PILGRIM RD
MENOMONEE FALLS WI 53051

Notice of Shared Revenue – 2025 Original Estimate

Notice Information

The Wisconsin Department of Revenue (DOR) is providing the **estimated** shared revenue amounts your local government will receive in 2025 under current state law for county and municipal aid, supplemental county and municipal aid, utility aid and the expenditure restraint incentive program. This does not include adjustments, shown on the July and November payment notices.

District	VILLAGE OF MENOMONEE FALLS	County	WAUKESHA	Co-muni code	67-151
-----------------	----------------------------	---------------	----------	---------------------	--------

Estimate Information

For an explanation of each aid payment listed below, review the additional information in this notice.

2025 Original Estimate	
1. County and municipal aid	\$429,570.30
2. Utility aid	\$87,792.49
3. Supplemental county and municipal aid	\$954,659.06
4. Expenditure restraint incentive program	\$0.00
5. Total Estimated 2025 Payments (sum of Lines 1-4)	\$1,472,021.85

Payment Information

Your local government will receive two distributions in 2025 :

- July 28, 2025: 15% of Line 1, 2, and 3 and 100% of Line 4 (*shown above*)
- November 17, 2025: balance of your 2025 aid payments

County and Municipal Aid

Under state law, the county and municipal aid paid to each county and municipality must be equal to the amount determined in 2012 (sec. 79.036, Wis. Stats.) and adjusted for fallen protective services insurance reimbursement (sec. 79.036(4), Wis. Stats.).

County and Municipal Aid Calculation	
1. Prior year county and municipal aid	\$419,942.66
2. Increase due to sales tax revenue, including adjustments (<i>district changes</i>)	\$9,658.68
3. Fallen protective services insurance adjustment	-\$31.04
4. Fallen protective services insurance reimbursement (<i>reported to DOR</i>)	\$0.00
5. Total County and Municipal Aid (sum of Lines 1-4)	\$429,570.30

Utility Aid

- Under state law, utility aid is distributed to each county and municipality where tax-exempt utility property is located (sec. 79.04, Wis. Stats.)
- Utility companies report utility property information to DOR annually
- DOR uses the provided information to accurately calculate utility aid (*shown below*)

Utility Aid Calculation	
1. Net book value, as of December 31, 2024 (including expected additions/retirements)	\$13,593,194.00
2. Total net book value payment	\$81,559.16
3. Minimum payment	\$0.00
4. Megawatt capacity	2.2
5. Megawatt capacity payment	\$2,933.33
6. Closed/decommissioned production plant (phased down) payment	\$0.00
7. Subtotal (sum of Lines 2, 3, 5 and 6)	\$84,492.49
8. Population cap	\$17,250,325.00
9. Adjusted subtotal (lesser of Line 7 or Line 8)	\$84,492.49
10. Adjacent site incentive payment	\$0.00
11. Baseload incentive payment	\$0.00
12. Co-generation incentive payment	\$0.00
13. Alternative energy incentive payment	\$3,300.00
14. Total incentive payments (sum of Lines 10 through 13)	\$3,300.00
15. Spent nuclear fuel payment	\$0.00
16. Total Utility Aid – this is the utility aid payment listed on the front of the estimate (sum of Lines 9, 14 and 15)	\$87,792.49

Supplemental County and Municipal Aid

- Under state law, supplemental county and municipal aid paid to each county and municipality is determined by 2023 Wisconsin Act 12 (sec. 79.037, Wis. Stats.)
- For detailed information, review [county and municipal aid spreadsheet](#)

Supplemental County and Municipal Aid Calculation	
1. Prior year supplemental county and municipal aid	\$933,195.56
2. Increase due to sales tax revenue including adjustments (district changes)	\$21,463.50
3. Total Supplemental County and Municipal Aid (sum of Lines 1 and 2)	\$954,659.06

Expenditure Restraint Incentive Program

- Only municipalities are eligible to receive Expenditure Restraint Incentive Program (ERIP) payments
- Under state law, in 2025, each municipality will receive a payment that is equal to the amount of the payment received by the municipality in 2024 (sec. 79.05(4), Wis. Stats., from 2023 WI Act 12 – notwithstanding subs. (2) and (3))

Contact Information

If you have questions, contact us at lgs@wisconsin.gov, (608) 266-8618 or (608) 261-5167.



State of Wisconsin • DEPARTMENT OF REVENUE

DIVISION OF STATE AND LOCAL FINANCE • BUREAU OF LOCAL GOVERNMENT SERVICES • 2135 RIMROCK RD MADISON, WI 53713

Mailing Address:
PO Box 8971 #6-97
Madison WI 53708-8971
Fax: (608) 264-6887
lgs@wisconsin.gov

September 13, 2024

KAREN COUILLARD
VILLAGE OF MERTON
PO BOX 13
MERTON WI 53056-0013

Notice of Shared Revenue – 2025 Original Estimate

Notice Information

The Wisconsin Department of Revenue (DOR) is providing the **estimated** shared revenue amounts your local government will receive in 2025 under current state law for county and municipal aid, supplemental county and municipal aid, utility aid and the expenditure restraint incentive program. This does not include adjustments, shown on the July and November payment notices.

District	VILLAGE OF MERTON	County	WAUKESHA	Co-muni code	67-152
-----------------	-------------------	---------------	----------	---------------------	--------

Estimate Information

For an explanation of each aid payment listed below, review the additional information in this notice.

2025 Original Estimate	
1. County and municipal aid	\$20,731.41
2. Utility aid	\$0.00
3. Supplemental county and municipal aid	\$90,448.87
4. Expenditure restraint incentive program	\$0.00
5. Total Estimated 2025 Payments (sum of Lines 1-4)	\$111,180.28

Payment Information

Your local government will receive two distributions in 2025 :

- July 28, 2025: 15% of Line 1, 2, and 3 and 100% of Line 4 (*shown above*)
- November 17, 2025: balance of your 2025 aid payments

County and Municipal Aid

Under state law, the county and municipal aid paid to each county and municipality must be equal to the amount determined in 2012 (sec. 79.036, Wis. Stats.) and adjusted for fallen protective services insurance reimbursement (sec. 79.036(4), Wis. Stats.).

County and Municipal Aid Calculation	
1. Prior year county and municipal aid	\$20,266.77
2. Increase due to sales tax revenue, including adjustments (<i>district changes</i>)	\$466.14
3. Fallen protective services insurance adjustment	-\$1.50
4. Fallen protective services insurance reimbursement (<i>reported to DOR</i>)	\$0.00
5. Total County and Municipal Aid (sum of Lines 1-4)	\$20,731.41

Utility Aid

- Under state law, utility aid is distributed to each county and municipality where tax-exempt utility property is located (sec. 79.04, Wis. Stats.)
- Utility companies report utility property information to DOR annually
- DOR uses the provided information to accurately calculate utility aid (*shown below*)

Utility Aid Calculation	
1. Net book value, as of December 31, 2024 (including expected additions/retirements)	\$0.00
2. Total net book value payment	\$0.00
3. Minimum payment	\$0.00
4. Megawatt capacity	0.0
5. Megawatt capacity payment	\$0.00
6. Closed/decommissioned production plant (phased down) payment	\$0.00
7. Subtotal (sum of Lines 2, 3, 5 and 6)	\$0.00
8. Population cap	\$1,549,975.00
9. Adjusted subtotal (lesser of Line 7 or Line 8)	\$0.00
10. Adjacent site incentive payment	\$0.00
11. Baseload incentive payment	\$0.00
12. Co-generation incentive payment	\$0.00
13. Alternative energy incentive payment	\$0.00
14. Total incentive payments (sum of Lines 10 through 13)	\$0.00
15. Spent nuclear fuel payment	\$0.00
16. Total Utility Aid – this is the utility aid payment listed on the front of the estimate (sum of Lines 9, 14 and 15)	\$0.00

Supplemental County and Municipal Aid

- Under state law, supplemental county and municipal aid paid to each county and municipality is determined by 2023 Wisconsin Act 12 (sec. 79.037, Wis. Stats.)
- For detailed information, review [county and municipal aid spreadsheet](#)

Supplemental County and Municipal Aid Calculation	
1. Prior year supplemental county and municipal aid	\$88,415.32
2. Increase due to sales tax revenue including adjustments (district changes)	\$2,033.55
3. Total Supplemental County and Municipal Aid (sum of Lines 1 and 2)	\$90,448.87

Expenditure Restraint Incentive Program

- Only municipalities are eligible to receive Expenditure Restraint Incentive Program (ERIP) payments
- Under state law, in 2025, each municipality will receive a payment that is equal to the amount of the payment received by the municipality in 2024 (sec. 79.05(4), Wis. Stats., from 2023 WI Act 12 – notwithstanding subs. (2) and (3))

Contact Information

If you have questions, contact us at lgs@wisconsin.gov, (608) 266-8618 or (608) 261-5167.



State of Wisconsin • DEPARTMENT OF REVENUE

DIVISION OF STATE AND LOCAL FINANCE • BUREAU OF LOCAL GOVERNMENT SERVICES • 2135 RIMROCK RD MADISON, WI 53713

Mailing Address:
PO Box 8971 #6-97
Madison WI 53708-8971
Fax: (608) 264-6887
lgs@wisconsin.gov

September 13, 2024

DIANA DYKSTRA
VILLAGE OF MUKWONAGO
440 RIVER CREST CT
MUKWONAGO WI 53149

Notice of Shared Revenue – 2025 Original Estimate

Notice Information

The Wisconsin Department of Revenue (DOR) is providing the **estimated** shared revenue amounts your local government will receive in 2025 under current state law for county and municipal aid, supplemental county and municipal aid, utility aid and the expenditure restraint incentive program. This does not include adjustments, shown on the July and November payment notices.

District	VILLAGE OF MUKWONAGO	County	WAUKESHA	Co-muni code	67-153
-----------------	----------------------	---------------	----------	---------------------	--------

Estimate Information

For an explanation of each aid payment listed below, review the additional information in this notice.

2025 Original Estimate	
1. County and municipal aid	\$193,502.99
2. Utility aid	\$31,500.15
3. Supplemental county and municipal aid	\$220,627.86
4. Expenditure restraint incentive program	\$154,136.03
5. Total Estimated 2025 Payments (sum of Lines 1-4)	\$599,767.03

Payment Information

Your local government will receive two distributions in 2025 :

- July 28, 2025: 15% of Line 1, 2, and 3 and 100% of Line 4 (*shown above*)
- November 17, 2025: balance of your 2025 aid payments

County and Municipal Aid

Under state law, the county and municipal aid paid to each county and municipality must be equal to the amount determined in 2012 (sec. 79.036, Wis. Stats.) and adjusted for fallen protective services insurance reimbursement (sec. 79.036(4), Wis. Stats.).

County and Municipal Aid Calculation	
1. Prior year county and municipal aid	\$189,166.15
2. Increase due to sales tax revenue, including adjustments (<i>district changes</i>)	\$4,350.82
3. Fallen protective services insurance adjustment	-\$13.98
4. Fallen protective services insurance reimbursement (<i>reported to DOR</i>)	\$0.00
5. Total County and Municipal Aid (sum of Lines 1-4)	\$193,502.99

Utility Aid

- Under state law, utility aid is distributed to each county and municipality where tax-exempt utility property is located (sec. 79.04, Wis. Stats.)
- Utility companies report utility property information to DOR annually
- DOR uses the provided information to accurately calculate utility aid (*shown below*)

Utility Aid Calculation	
1. Net book value, <i>as of December 31, 2024 (including expected additions/retirements)</i>	\$5,250,025.00
2. Total net book value payment	\$31,500.15
3. Minimum payment	\$0.00
4. Megawatt capacity	0.0
5. Megawatt capacity payment	\$0.00
6. Closed/decommissioned production plant (phased down) payment	\$0.00
7. Subtotal (<i>sum of Lines 2, 3, 5 and 6</i>)	\$31,500.15
8. Population cap	\$3,723,850.00
9. Adjusted subtotal (<i>lesser of Line 7 or Line 8</i>)	\$31,500.15
10. Adjacent site incentive payment	\$0.00
11. Baseload incentive payment	\$0.00
12. Co-generation incentive payment	\$0.00
13. Alternative energy incentive payment	\$0.00
14. Total incentive payments (<i>sum of Lines 10 through 13</i>)	\$0.00
15. Spent nuclear fuel payment	\$0.00
16. Total Utility Aid – this is the utility aid payment listed on the front of the estimate (<i>sum of Lines 9, 14 and 15</i>)	\$31,500.15

Supplemental County and Municipal Aid

- Under state law, supplemental county and municipal aid paid to each county and municipality is determined by 2023 Wisconsin Act 12 (sec. 79.037, Wis. Stats.)
- For detailed information, review [county and municipal aid spreadsheet](#)

Supplemental County and Municipal Aid Calculation	
1. Prior year supplemental county and municipal aid	\$215,667.51
2. Increase due to sales tax revenue including adjustments (<i>district changes</i>)	\$4,960.35
3. Total Supplemental County and Municipal Aid (<i>sum of Lines 1 and 2</i>)	\$220,627.86

Expenditure Restraint Incentive Program

- Only municipalities are eligible to receive Expenditure Restraint Incentive Program (ERIP) payments
- Under state law, in 2025, each municipality will receive a payment that is equal to the amount of the payment received by the municipality in 2024 (sec. 79.05(4), Wis. Stats., from 2023 WI Act 12 – notwithstanding subs. (2) and (3))

Contact Information

If you have questions, contact us at lgs@wisconsin.gov, (608) 266-8618 or (608) 261-5167.



State of Wisconsin • DEPARTMENT OF REVENUE

DIVISION OF STATE AND LOCAL FINANCE • BUREAU OF LOCAL GOVERNMENT SERVICES • 2135 RIMROCK RD MADISON, WI 53713

Mailing Address:
PO Box 8971 #6-97
Madison WI 53708-8971
Fax: (608) 264-6887
lgs@wisconsin.gov

September 13, 2024

CYNTHIA PFEIFER
VILLAGE OF NASHOTAH
PO BOX 123
NASHOTAH WI 53058-0123

Notice of Shared Revenue – 2025 Original Estimate

Notice Information

The Wisconsin Department of Revenue (DOR) is providing the **estimated** shared revenue amounts your local government will receive in 2025 under current state law for county and municipal aid, supplemental county and municipal aid, utility aid and the expenditure restraint incentive program. This does not include adjustments, shown on the July and November payment notices.

District	VILLAGE OF NASHOTAH	County	WAUKESHA	Co-muni code	67-158
-----------------	---------------------	---------------	----------	---------------------	--------

Estimate Information

For an explanation of each aid payment listed below, review the additional information in this notice.

2025 Original Estimate	
1. County and municipal aid	\$10,386.02
2. Utility aid	\$3,010.28
3. Supplemental county and municipal aid	\$53,357.67
4. Expenditure restraint incentive program	\$0.00
5. Total Estimated 2025 Payments (sum of Lines 1-4)	\$66,753.97

Payment Information

Your local government will receive two distributions in 2025 :

- July 28, 2025: 15% of Line 1, 2, and 3 and 100% of Line 4 (*shown above*)
- November 17, 2025: balance of your 2025 aid payments

County and Municipal Aid

Under state law, the county and municipal aid paid to each county and municipality must be equal to the amount determined in 2012 (sec. 79.036, Wis. Stats.) and adjusted for fallen protective services insurance reimbursement (sec. 79.036(4), Wis. Stats.).

County and Municipal Aid Calculation	
1. Prior year county and municipal aid	\$10,153.25
2. Increase due to sales tax revenue, including adjustments (<i>district changes</i>)	\$233.52
3. Fallen protective services insurance adjustment	-\$0.75
4. Fallen protective services insurance reimbursement (<i>reported to DOR</i>)	\$0.00
5. Total County and Municipal Aid (sum of Lines 1-4)	\$10,386.02

Utility Aid

- Under state law, utility aid is distributed to each county and municipality where tax-exempt utility property is located (sec. 79.04, Wis. Stats.)
- Utility companies report utility property information to DOR annually
- DOR uses the provided information to accurately calculate utility aid (*shown below*)

Utility Aid Calculation	
1. Net book value, as of December 31, 2024 (including expected additions/retirements)	\$501,714.00
2. Total net book value payment	\$3,010.28
3. Minimum payment	\$0.00
4. Megawatt capacity	0.0
5. Megawatt capacity payment	\$0.00
6. Closed/decommissioned production plant (phased down) payment	\$0.00
7. Subtotal (sum of Lines 2, 3, 5 and 6)	\$3,010.28
8. Population cap	\$549,950.00
9. Adjusted subtotal (lesser of Line 7 or Line 8)	\$3,010.28
10. Adjacent site incentive payment	\$0.00
11. Baseload incentive payment	\$0.00
12. Co-generation incentive payment	\$0.00
13. Alternative energy incentive payment	\$0.00
14. Total incentive payments (sum of Lines 10 through 13)	\$0.00
15. Spent nuclear fuel payment	\$0.00
16. Total Utility Aid – this is the utility aid payment listed on the front of the estimate (sum of Lines 9, 14 and 15)	\$3,010.28

Supplemental County and Municipal Aid

- Under state law, supplemental county and municipal aid paid to each county and municipality is determined by 2023 Wisconsin Act 12 (sec. 79.037, Wis. Stats.)
- For detailed information, review [county and municipal aid spreadsheet](#)

Supplemental County and Municipal Aid Calculation	
1. Prior year supplemental county and municipal aid	\$52,158.04
2. Increase due to sales tax revenue including adjustments (district changes)	\$1,199.63
3. Total Supplemental County and Municipal Aid (sum of Lines 1 and 2)	\$53,357.67

Expenditure Restraint Incentive Program

- Only municipalities are eligible to receive Expenditure Restraint Incentive Program (ERIP) payments
- Under state law, in 2025, each municipality will receive a payment that is equal to the amount of the payment received by the municipality in 2024 (sec. 79.05(4), Wis. Stats., from 2023 WI Act 12 – notwithstanding subs. (2) and (3))

Contact Information

If you have questions, contact us at lgs@wisconsin.gov, (608) 266-8618 or (608) 261-5167.



State of Wisconsin • DEPARTMENT OF REVENUE

DIVISION OF STATE AND LOCAL FINANCE • BUREAU OF LOCAL GOVERNMENT SERVICES • 2135 RIMROCK RD MADISON, WI 53713

Mailing Address:
PO Box 8971 #6-97
Madison WI 53708-8971
Fax: (608) 264-6887
lgs@wisconsin.gov

September 13, 2024

VIRGINIA KELEHER
VILLAGE OF NORTH PRAIRIE
130 N HARRISON ST
NORTH PRAIRIE WI 53153

Notice of Shared Revenue – 2025 Original Estimate

Notice Information

The Wisconsin Department of Revenue (DOR) is providing the **estimated** shared revenue amounts your local government will receive in 2025 under current state law for county and municipal aid, supplemental county and municipal aid, utility aid and the expenditure restraint incentive program. This does not include adjustments, shown on the July and November payment notices.

District	VILLAGE OF NORTH PRAIRIE	County	WAUKESHA	Co-muni code	67-161
-----------------	--------------------------	---------------	----------	---------------------	--------

Estimate Information

For an explanation of each aid payment listed below, review the additional information in this notice.

2025 Original Estimate	
1. County and municipal aid	\$30,768.34
2. Utility aid	\$5,623.22
3. Supplemental county and municipal aid	\$68,614.47
4. Expenditure restraint incentive program	\$0.00
5. Total Estimated 2025 Payments (sum of Lines 1-4)	\$105,006.03

Payment Information

Your local government will receive two distributions in 2025 :

- July 28, 2025: 15% of Line 1, 2, and 3 and 100% of Line 4 (*shown above*)
- November 17, 2025: balance of your 2025 aid payments

County and Municipal Aid

Under state law, the county and municipal aid paid to each county and municipality must be equal to the amount determined in 2012 (sec. 79.036, Wis. Stats.) and adjusted for fallen protective services insurance reimbursement (sec. 79.036(4), Wis. Stats.).

County and Municipal Aid Calculation	
1. Prior year county and municipal aid	\$30,078.75
2. Increase due to sales tax revenue, including adjustments (<i>district changes</i>)	\$691.81
3. Fallen protective services insurance adjustment	-\$2.22
4. Fallen protective services insurance reimbursement (<i>reported to DOR</i>)	\$0.00
5. Total County and Municipal Aid (sum of Lines 1-4)	\$30,768.34

Utility Aid

- Under state law, utility aid is distributed to each county and municipality where tax-exempt utility property is located (sec. 79.04, Wis. Stats.)
- Utility companies report utility property information to DOR annually
- DOR uses the provided information to accurately calculate utility aid (*shown below*)

Utility Aid Calculation	
1. Net book value, <i>as of December 31, 2024 (including expected additions/retirements)</i>	\$937,203.00
2. Total net book value payment	\$5,623.22
3. Minimum payment	\$0.00
4. Megawatt capacity	0.0
5. Megawatt capacity payment	\$0.00
6. Closed/decommissioned production plant (phased down) payment	\$0.00
7. Subtotal (<i>sum of Lines 2, 3, 5 and 6</i>)	\$5,623.22
8. Population cap	\$936,700.00
9. Adjusted subtotal (<i>lesser of Line 7 or Line 8</i>)	\$5,623.22
10. Adjacent site incentive payment	\$0.00
11. Baseload incentive payment	\$0.00
12. Co-generation incentive payment	\$0.00
13. Alternative energy incentive payment	\$0.00
14. Total incentive payments (<i>sum of Lines 10 through 13</i>)	\$0.00
15. Spent nuclear fuel payment	\$0.00
16. Total Utility Aid – this is the utility aid payment listed on the front of the estimate (<i>sum of Lines 9, 14 and 15</i>)	\$5,623.22

Supplemental County and Municipal Aid

- Under state law, supplemental county and municipal aid paid to each county and municipality is determined by 2023 Wisconsin Act 12 (sec. 79.037, Wis. Stats.)
- For detailed information, review [county and municipal aid spreadsheet](#)

Supplemental County and Municipal Aid Calculation	
1. Prior year supplemental county and municipal aid	\$67,071.82
2. Increase due to sales tax revenue including adjustments (<i>district changes</i>)	\$1,542.65
3. Total Supplemental County and Municipal Aid (<i>sum of Lines 1 and 2</i>)	\$68,614.47

Expenditure Restraint Incentive Program

- Only municipalities are eligible to receive Expenditure Restraint Incentive Program (ERIP) payments
- Under state law, in 2025, each municipality will receive a payment that is equal to the amount of the payment received by the municipality in 2024 (sec. 79.05(4), Wis. Stats., from 2023 WI Act 12 – notwithstanding subs. (2) and (3))

Contact Information

If you have questions, contact us at lgs@wisconsin.gov, (608) 266-8618 or (608) 261-5167.



State of Wisconsin • DEPARTMENT OF REVENUE

DIVISION OF STATE AND LOCAL FINANCE • BUREAU OF LOCAL GOVERNMENT SERVICES • 2135 RIMROCK RD MADISON, WI 53713

Mailing Address:
PO Box 8971 #6-97
Madison WI 53708-8971
Fax: (608) 264-6887
lgs@wisconsin.gov

September 13, 2024

THERESA SAYLES
VILLAGE OF OCONOMOWOC LAKE
35328 W PABST RD
OCONOMOWOC WI 53066

Notice of Shared Revenue – 2025 Original Estimate

Notice Information

The Wisconsin Department of Revenue (DOR) is providing the **estimated** shared revenue amounts your local government will receive in 2025 under current state law for county and municipal aid, supplemental county and municipal aid, utility aid and the expenditure restraint incentive program. This does not include adjustments, shown on the July and November payment notices.

District	VILLAGE OF OCONOMOWOC LAKE	County	WAUKESHA	Co-muni code	67-166
-----------------	----------------------------	---------------	----------	---------------------	--------

Estimate Information

For an explanation of each aid payment listed below, review the additional information in this notice.

2025 Original Estimate	
1. County and municipal aid	\$7,170.30
2. Utility aid	\$0.00
3. Supplemental county and municipal aid	\$40,524.70
4. Expenditure restraint incentive program	\$0.00
5. Total Estimated 2025 Payments (sum of Lines 1-4)	\$47,695.00

Payment Information

Your local government will receive two distributions in 2025 :

- July 28, 2025: 15% of Line 1, 2, and 3 and 100% of Line 4 (*shown above*)
- November 17, 2025: balance of your 2025 aid payments

County and Municipal Aid

Under state law, the county and municipal aid paid to each county and municipality must be equal to the amount determined in 2012 (sec. 79.036, Wis. Stats.) and adjusted for fallen protective services insurance reimbursement (sec. 79.036(4), Wis. Stats.).

County and Municipal Aid Calculation	
1. Prior year county and municipal aid	\$7,009.60
2. Increase due to sales tax revenue, including adjustments (<i>district changes</i>)	\$161.22
3. Fallen protective services insurance adjustment	-\$0.52
4. Fallen protective services insurance reimbursement (<i>reported to DOR</i>)	\$0.00
5. Total County and Municipal Aid (sum of Lines 1-4)	\$7,170.30

Utility Aid

- Under state law, utility aid is distributed to each county and municipality where tax-exempt utility property is located (sec. 79.04, Wis. Stats.)
- Utility companies report utility property information to DOR annually
- DOR uses the provided information to accurately calculate utility aid (*shown below*)

Utility Aid Calculation	
1. Net book value, <i>as of December 31, 2024 (including expected additions/retirements)</i>	\$0.00
2. Total net book value payment	\$0.00
3. Minimum payment	\$0.00
4. Megawatt capacity	0.0
5. Megawatt capacity payment	\$0.00
6. Closed/decommissioned production plant (phased down) payment	\$0.00
7. Subtotal (<i>sum of Lines 2, 3, 5 and 6</i>)	\$0.00
8. Population cap	\$240,125.00
9. Adjusted subtotal (<i>lesser of Line 7 or Line 8</i>)	\$0.00
10. Adjacent site incentive payment	\$0.00
11. Baseload incentive payment	\$0.00
12. Co-generation incentive payment	\$0.00
13. Alternative energy incentive payment	\$0.00
14. Total incentive payments (<i>sum of Lines 10 through 13</i>)	\$0.00
15. Spent nuclear fuel payment	\$0.00
16. Total Utility Aid – this is the utility aid payment listed on the front of the estimate (<i>sum of Lines 9, 14 and 15</i>)	\$0.00

Supplemental County and Municipal Aid

- Under state law, supplemental county and municipal aid paid to each county and municipality is determined by 2023 Wisconsin Act 12 (sec. 79.037, Wis. Stats.)
- For detailed information, review [county and municipal aid spreadsheet](#)

Supplemental County and Municipal Aid Calculation	
1. Prior year supplemental county and municipal aid	\$39,613.59
2. Increase due to sales tax revenue including adjustments (<i>district changes</i>)	\$911.11
3. Total Supplemental County and Municipal Aid (<i>sum of Lines 1 and 2</i>)	\$40,524.70

Expenditure Restraint Incentive Program

- Only municipalities are eligible to receive Expenditure Restraint Incentive Program (ERIP) payments
- Under state law, in 2025, each municipality will receive a payment that is equal to the amount of the payment received by the municipality in 2024 (sec. 79.05(4), Wis. Stats., from 2023 WI Act 12 – notwithstanding subs. (2) and (3))

Contact Information

If you have questions, contact us at lgs@wisconsin.gov, (608) 266-8618 or (608) 261-5167.



State of Wisconsin • DEPARTMENT OF REVENUE

DIVISION OF STATE AND LOCAL FINANCE • BUREAU OF LOCAL GOVERNMENT SERVICES • 2135 RIMROCK RD MADISON, WI 53713

Mailing Address:
PO Box 8971 #6-97
Madison WI 53708-8971
Fax: (608) 264-6887
lgs@wisconsin.gov

September 13, 2024

JENNA PETER
VILLAGE OF PEWAUKEE
235 HICKORY ST
PEWAUKEE WI 53072

Notice of Shared Revenue – 2025 Original Estimate

Notice Information

The Wisconsin Department of Revenue (DOR) is providing the **estimated** shared revenue amounts your local government will receive in 2025 under current state law for county and municipal aid, supplemental county and municipal aid, utility aid and the expenditure restraint incentive program. This does not include adjustments, shown on the July and November payment notices.

District	VILLAGE OF PEWAUKEE	County	WAUKESHA	Co-muni code	67-171
-----------------	---------------------	---------------	----------	---------------------	--------

Estimate Information

For an explanation of each aid payment listed below, review the additional information in this notice.

2025 Original Estimate	
1. County and municipal aid	\$199,075.60
2. Utility aid	\$9,987.88
3. Supplemental county and municipal aid	\$216,734.09
4. Expenditure restraint incentive program	\$0.00
5. Total Estimated 2025 Payments (sum of Lines 1-4)	\$425,797.57

Payment Information

Your local government will receive two distributions in 2025 :

- July 28, 2025: 15% of Line 1, 2, and 3 and 100% of Line 4 (*shown above*)
- November 17, 2025: balance of your 2025 aid payments

County and Municipal Aid

Under state law, the county and municipal aid paid to each county and municipality must be equal to the amount determined in 2012 (sec. 79.036, Wis. Stats.) and adjusted for fallen protective services insurance reimbursement (sec. 79.036(4), Wis. Stats.).

County and Municipal Aid Calculation	
1. Prior year county and municipal aid	\$194,613.86
2. Increase due to sales tax revenue, including adjustments (<i>district changes</i>)	\$4,476.12
3. Fallen protective services insurance adjustment	-\$14.38
4. Fallen protective services insurance reimbursement (<i>reported to DOR</i>)	\$0.00
5. Total County and Municipal Aid (sum of Lines 1-4)	\$199,075.60

Utility Aid

- Under state law, utility aid is distributed to each county and municipality where tax-exempt utility property is located (sec. 79.04, Wis. Stats.)
- Utility companies report utility property information to DOR annually
- DOR uses the provided information to accurately calculate utility aid (*shown below*)

Utility Aid Calculation	
1. Net book value, <i>as of December 31, 2024 (including expected additions/retirements)</i>	\$1,664,647.00
2. Total net book value payment	\$9,987.88
3. Minimum payment	\$0.00
4. Megawatt capacity	0.0
5. Megawatt capacity payment	\$0.00
6. Closed/decommissioned production plant (phased down) payment	\$0.00
7. Subtotal (<i>sum of Lines 2, 3, 5 and 6</i>)	\$9,987.88
8. Population cap	\$3,489,675.00
9. Adjusted subtotal (<i>lesser of Line 7 or Line 8</i>)	\$9,987.88
10. Adjacent site incentive payment	\$0.00
11. Baseload incentive payment	\$0.00
12. Co-generation incentive payment	\$0.00
13. Alternative energy incentive payment	\$0.00
14. Total incentive payments (<i>sum of Lines 10 through 13</i>)	\$0.00
15. Spent nuclear fuel payment	\$0.00
16. Total Utility Aid – this is the utility aid payment listed on the front of the estimate (<i>sum of Lines 9, 14 and 15</i>)	\$9,987.88

Supplemental County and Municipal Aid

- Under state law, supplemental county and municipal aid paid to each county and municipality is determined by 2023 Wisconsin Act 12 (sec. 79.037, Wis. Stats.)
- For detailed information, review [county and municipal aid spreadsheet](#)

Supplemental County and Municipal Aid Calculation	
1. Prior year supplemental county and municipal aid	\$211,861.28
2. Increase due to sales tax revenue including adjustments (<i>district changes</i>)	\$4,872.81
3. Total Supplemental County and Municipal Aid (<i>sum of Lines 1 and 2</i>)	\$216,734.09

Expenditure Restraint Incentive Program

- Only municipalities are eligible to receive Expenditure Restraint Incentive Program (ERIP) payments
- Under state law, in 2025, each municipality will receive a payment that is equal to the amount of the payment received by the municipality in 2024 (sec. 79.05(4), Wis. Stats., from 2023 WI Act 12 – notwithstanding subs. (2) and (3))

Contact Information

If you have questions, contact us at lgs@wisconsin.gov, (608) 266-8618 or (608) 261-5167.



State of Wisconsin • DEPARTMENT OF REVENUE

DIVISION OF STATE AND LOCAL FINANCE • BUREAU OF LOCAL GOVERNMENT SERVICES • 2135 RIMROCK RD MADISON, WI 53713

Mailing Address:
PO Box 8971 #6-97
Madison WI 53708-8971
Fax: (608) 264-6887
lgs@wisconsin.gov

September 13, 2024

DEBRA MICHAEL
VILLAGE OF SUMMIT
37100 DELAFIELD RD
SUMMIT WI 53066

Notice of Shared Revenue – 2025 Original Estimate

Notice Information

The Wisconsin Department of Revenue (DOR) is providing the **estimated** shared revenue amounts your local government will receive in 2025 under current state law for county and municipal aid, supplemental county and municipal aid, utility aid and the expenditure restraint incentive program. This does not include adjustments, shown on the July and November payment notices.

District	VILLAGE OF SUMMIT	County	WAUKESHA	Co-muni code	67-172
-----------------	-------------------	---------------	----------	---------------------	--------

Estimate Information

For an explanation of each aid payment listed below, review the additional information in this notice.

2025 Original Estimate	
1. County and municipal aid	\$57,624.75
2. Utility aid	\$21,139.73
3. Supplemental county and municipal aid	\$143,887.87
4. Expenditure restraint incentive program	\$0.00
5. Total Estimated 2025 Payments (sum of Lines 1-4)	\$222,652.35

Payment Information

Your local government will receive two distributions in 2025 :

- July 28, 2025: 15% of Line 1, 2, and 3 and 100% of Line 4 (*shown above*)
- November 17, 2025: balance of your 2025 aid payments

County and Municipal Aid

Under state law, the county and municipal aid paid to each county and municipality must be equal to the amount determined in 2012 (sec. 79.036, Wis. Stats.) and adjusted for fallen protective services insurance reimbursement (sec. 79.036(4), Wis. Stats.).

County and Municipal Aid Calculation	
1. Prior year county and municipal aid	\$56,333.25
2. Increase due to sales tax revenue, including adjustments (<i>district changes</i>)	\$1,295.66
3. Fallen protective services insurance adjustment	-\$4.16
4. Fallen protective services insurance reimbursement (<i>reported to DOR</i>)	\$0.00
5. Total County and Municipal Aid (sum of Lines 1-4)	\$57,624.75

Utility Aid

- Under state law, utility aid is distributed to each county and municipality where tax-exempt utility property is located (sec. 79.04, Wis. Stats.)
- Utility companies report utility property information to DOR annually
- DOR uses the provided information to accurately calculate utility aid (*shown below*)

Utility Aid Calculation	
1. Net book value, <i>as of December 31, 2024 (including expected additions/retirements)</i>	\$3,523,288.00
2. Total net book value payment	\$21,139.73
3. Minimum payment	\$0.00
4. Megawatt capacity	0.0
5. Megawatt capacity payment	\$0.00
6. Closed/decommissioned production plant (phased down) payment	\$0.00
7. Subtotal (<i>sum of Lines 2, 3, 5 and 6</i>)	\$21,139.73
8. Population cap	\$2,303,925.00
9. Adjusted subtotal (<i>lesser of Line 7 or Line 8</i>)	\$21,139.73
10. Adjacent site incentive payment	\$0.00
11. Baseload incentive payment	\$0.00
12. Co-generation incentive payment	\$0.00
13. Alternative energy incentive payment	\$0.00
14. Total incentive payments (<i>sum of Lines 10 through 13</i>)	\$0.00
15. Spent nuclear fuel payment	\$0.00
16. Total Utility Aid – this is the utility aid payment listed on the front of the estimate (<i>sum of Lines 9, 14 and 15</i>)	\$21,139.73

Supplemental County and Municipal Aid

- Under state law, supplemental county and municipal aid paid to each county and municipality is determined by 2023 Wisconsin Act 12 (sec. 79.037, Wis. Stats.)
- For detailed information, review [county and municipal aid spreadsheet](#)

Supplemental County and Municipal Aid Calculation	
1. Prior year supplemental county and municipal aid	\$140,652.85
2. Increase due to sales tax revenue including adjustments (<i>district changes</i>)	\$3,235.02
3. Total Supplemental County and Municipal Aid (<i>sum of Lines 1 and 2</i>)	\$143,887.87

Expenditure Restraint Incentive Program

- Only municipalities are eligible to receive Expenditure Restraint Incentive Program (ERIP) payments
- Under state law, in 2025, each municipality will receive a payment that is equal to the amount of the payment received by the municipality in 2024 (sec. 79.05(4), Wis. Stats., from 2023 WI Act 12 – notwithstanding subs. (2) and (3))

Contact Information

If you have questions, contact us at lgs@wisconsin.gov, (608) 266-8618 or (608) 261-5167.



State of Wisconsin • DEPARTMENT OF REVENUE

DIVISION OF STATE AND LOCAL FINANCE • BUREAU OF LOCAL GOVERNMENT SERVICES • 2135 RIMROCK RD MADISON, WI 53713

Mailing Address:
PO Box 8971 #6-97
Madison WI 53708-8971
Fax: (608) 264-6887
lgs@wisconsin.gov

September 13, 2024

JENNIFER MOORE
VILLAGE OF SUSSEX
N64 W23760 MAIN ST
SUSSEX WI 53089-3533

Notice of Shared Revenue – 2025 Original Estimate

Notice Information

The Wisconsin Department of Revenue (DOR) is providing the **estimated** shared revenue amounts your local government will receive in 2025 under current state law for county and municipal aid, supplemental county and municipal aid, utility aid and the expenditure restraint incentive program. This does not include adjustments, shown on the July and November payment notices.

District	VILLAGE OF SUSSEX	County	WAUKESHA	Co-muni code	67-181
-----------------	-------------------	---------------	----------	---------------------	--------

Estimate Information

For an explanation of each aid payment listed below, review the additional information in this notice.

2025 Original Estimate	
1. County and municipal aid	\$108,322.56
2. Utility aid	\$26,309.77
3. Supplemental county and municipal aid	\$297,978.75
4. Expenditure restraint incentive program	\$0.00
5. Total Estimated 2025 Payments (sum of Lines 1-4)	\$432,611.08

Payment Information

Your local government will receive two distributions in 2025 :

- July 28, 2025: 15% of Line 1, 2, and 3 and 100% of Line 4 (*shown above*)
- November 17, 2025: balance of your 2025 aid payments

County and Municipal Aid

Under state law, the county and municipal aid paid to each county and municipality must be equal to the amount determined in 2012 (sec. 79.036, Wis. Stats.) and adjusted for fallen protective services insurance reimbursement (sec. 79.036(4), Wis. Stats.).

County and Municipal Aid Calculation	
1. Prior year county and municipal aid	\$105,894.81
2. Increase due to sales tax revenue, including adjustments (<i>district changes</i>)	\$2,435.58
3. Fallen protective services insurance adjustment	-\$7.83
4. Fallen protective services insurance reimbursement (<i>reported to DOR</i>)	\$0.00
5. Total County and Municipal Aid (sum of Lines 1-4)	\$108,322.56

Utility Aid

- Under state law, utility aid is distributed to each county and municipality where tax-exempt utility property is located (sec. 79.04, Wis. Stats.)
- Utility companies report utility property information to DOR annually
- DOR uses the provided information to accurately calculate utility aid (*shown below*)

Utility Aid Calculation	
1. Net book value, <i>as of December 31, 2024 (including expected additions/retirements)</i>	\$4,384,961.00
2. Total net book value payment	\$26,309.77
3. Minimum payment	\$0.00
4. Megawatt capacity	0.0
5. Megawatt capacity payment	\$0.00
6. Closed/decommissioned production plant (phased down) payment	\$0.00
7. Subtotal (<i>sum of Lines 2, 3, 5 and 6</i>)	\$26,309.77
8. Population cap	\$5,309,950.00
9. Adjusted subtotal (<i>lesser of Line 7 or Line 8</i>)	\$26,309.77
10. Adjacent site incentive payment	\$0.00
11. Baseload incentive payment	\$0.00
12. Co-generation incentive payment	\$0.00
13. Alternative energy incentive payment	\$0.00
14. Total incentive payments (<i>sum of Lines 10 through 13</i>)	\$0.00
15. Spent nuclear fuel payment	\$0.00
16. Total Utility Aid – this is the utility aid payment listed on the front of the estimate (<i>sum of Lines 9, 14 and 15</i>)	\$26,309.77

Supplemental County and Municipal Aid

- Under state law, supplemental county and municipal aid paid to each county and municipality is determined by 2023 Wisconsin Act 12 (sec. 79.037, Wis. Stats.)
- For detailed information, review [county and municipal aid spreadsheet](#)

Supplemental County and Municipal Aid Calculation	
1. Prior year supplemental county and municipal aid	\$291,279.33
2. Increase due to sales tax revenue including adjustments (<i>district changes</i>)	\$6,699.42
3. Total Supplemental County and Municipal Aid (<i>sum of Lines 1 and 2</i>)	\$297,978.75

Expenditure Restraint Incentive Program

- Only municipalities are eligible to receive Expenditure Restraint Incentive Program (ERIP) payments
- Under state law, in 2025, each municipality will receive a payment that is equal to the amount of the payment received by the municipality in 2024 (sec. 79.05(4), Wis. Stats., from 2023 WI Act 12 – notwithstanding subs. (2) and (3))

Contact Information

If you have questions, contact us at lgs@wisconsin.gov, (608) 266-8618 or (608) 261-5167.



State of Wisconsin • DEPARTMENT OF REVENUE

DIVISION OF STATE AND LOCAL FINANCE • BUREAU OF LOCAL GOVERNMENT SERVICES • 2135 RIMROCK RD MADISON, WI 53713

Mailing Address:
PO Box 8971 #6-97
Madison WI 53708-8971
Fax: (608) 264-6887
lgs@wisconsin.gov

September 13, 2024

BRADLEY CALDER
VILLAGE OF VERNON
W249 S8910 CENTER DR
BIG BEND WI 53103

Notice of Shared Revenue – 2025 Original Estimate

Notice Information

The Wisconsin Department of Revenue (DOR) is providing the **estimated** shared revenue amounts your local government will receive in 2025 under current state law for county and municipal aid, supplemental county and municipal aid, utility aid and the expenditure restraint incentive program. This does not include adjustments, shown on the July and November payment notices.

District	VILLAGE OF VERNON	County	WAUKESHA	Co-muni code	67-186
-----------------	-------------------	---------------	----------	---------------------	--------

Estimate Information

For an explanation of each aid payment listed below, review the additional information in this notice.

2025 Original Estimate	
1. County and municipal aid	\$108,392.50
2. Utility aid	\$11,145.26
3. Supplemental county and municipal aid	\$199,926.77
4. Expenditure restraint incentive program	\$0.00
5. Total Estimated 2025 Payments (sum of Lines 1-4)	\$319,464.53

Payment Information

Your local government will receive two distributions in 2025 :

- July 28, 2025: 15% of Line 1, 2, and 3 and 100% of Line 4 (*shown above*)
- November 17, 2025: balance of your 2025 aid payments

County and Municipal Aid

Under state law, the county and municipal aid paid to each county and municipality must be equal to the amount determined in 2012 (sec. 79.036, Wis. Stats.) and adjusted for fallen protective services insurance reimbursement (sec. 79.036(4), Wis. Stats.).

County and Municipal Aid Calculation	
1. Prior year county and municipal aid	\$105,963.18
2. Increase due to sales tax revenue, including adjustments (<i>district changes</i>)	\$2,437.15
3. Fallen protective services insurance adjustment	-\$7.83
4. Fallen protective services insurance reimbursement (<i>reported to DOR</i>)	\$0.00
5. Total County and Municipal Aid (sum of Lines 1-4)	\$108,392.50

Utility Aid

- Under state law, utility aid is distributed to each county and municipality where tax-exempt utility property is located (sec. 79.04, Wis. Stats.)
- Utility companies report utility property information to DOR annually
- DOR uses the provided information to accurately calculate utility aid (*shown below*)

Utility Aid Calculation	
1. Net book value, <i>as of December 31, 2024 (including expected additions/retirements)</i>	\$1,857,544.00
2. Total net book value payment	\$11,145.26
3. Minimum payment	\$0.00
4. Megawatt capacity	0.0
5. Megawatt capacity payment	\$0.00
6. Closed/decommissioned production plant (phased down) payment	\$0.00
7. Subtotal (<i>sum of Lines 2, 3, 5 and 6</i>)	\$11,145.26
8. Population cap	\$3,170,925.00
9. Adjusted subtotal (<i>lesser of Line 7 or Line 8</i>)	\$11,145.26
10. Adjacent site incentive payment	\$0.00
11. Baseload incentive payment	\$0.00
12. Co-generation incentive payment	\$0.00
13. Alternative energy incentive payment	\$0.00
14. Total incentive payments (<i>sum of Lines 10 through 13</i>)	\$0.00
15. Spent nuclear fuel payment	\$0.00
16. Total Utility Aid – this is the utility aid payment listed on the front of the estimate (<i>sum of Lines 9, 14 and 15</i>)	\$11,145.26

Supplemental County and Municipal Aid

- Under state law, supplemental county and municipal aid paid to each county and municipality is determined by 2023 Wisconsin Act 12 (sec. 79.037, Wis. Stats.)
- For detailed information, review [county and municipal aid spreadsheet](#)

Supplemental County and Municipal Aid Calculation	
1. Prior year supplemental county and municipal aid	\$195,431.84
2. Increase due to sales tax revenue including adjustments (<i>district changes</i>)	\$4,494.93
3. Total Supplemental County and Municipal Aid (<i>sum of Lines 1 and 2</i>)	\$199,926.77

Expenditure Restraint Incentive Program

- Only municipalities are eligible to receive Expenditure Restraint Incentive Program (ERIP) payments
- Under state law, in 2025, each municipality will receive a payment that is equal to the amount of the payment received by the municipality in 2024 (sec. 79.05(4), Wis. Stats., from 2023 WI Act 12 – notwithstanding subs. (2) and (3))

Contact Information

If you have questions, contact us at lgs@wisconsin.gov, (608) 266-8618 or (608) 261-5167.



State of Wisconsin • DEPARTMENT OF REVENUE

DIVISION OF STATE AND LOCAL FINANCE • BUREAU OF LOCAL GOVERNMENT SERVICES • 2135 RIMROCK RD MADISON, WI 53713

Mailing Address:
PO Box 8971 #6-97
Madison WI 53708-8971
Fax: (608) 264-6887
lgs@wisconsin.gov

September 13, 2024

GAIL TAMEZ
VILLAGE OF WALES
PO BOX 47
129 W. MAIN STREET
WALES WI 53183

Notice of Shared Revenue – 2025 Original Estimate

Notice Information

The Wisconsin Department of Revenue (DOR) is providing the **estimated** shared revenue amounts your local government will receive in 2025 under current state law for county and municipal aid, supplemental county and municipal aid, utility aid and the expenditure restraint incentive program. This does not include adjustments, shown on the July and November payment notices.

District	VILLAGE OF WALES	County	WAUKESHA	Co-muni code	67-191
-----------------	------------------	---------------	----------	---------------------	--------

Estimate Information

For an explanation of each aid payment listed below, review the additional information in this notice.

2025 Original Estimate	
1. County and municipal aid	\$35,637.52
2. Utility aid	\$7,259.81
3. Supplemental county and municipal aid	\$80,769.95
4. Expenditure restraint incentive program	\$0.00
5. Total Estimated 2025 Payments (sum of Lines 1-4)	\$123,667.28

Payment Information

Your local government will receive two distributions in 2025 :

- July 28, 2025: 15% of Line 1, 2, and 3 and 100% of Line 4 (*shown above*)
- November 17, 2025: balance of your 2025 aid payments

County and Municipal Aid

Under state law, the county and municipal aid paid to each county and municipality must be equal to the amount determined in 2012 (sec. 79.036, Wis. Stats.) and adjusted for fallen protective services insurance reimbursement (sec. 79.036(4), Wis. Stats.).

County and Municipal Aid Calculation	
1. Prior year county and municipal aid	\$34,838.80
2. Increase due to sales tax revenue, including adjustments (<i>district changes</i>)	\$801.29
3. Fallen protective services insurance adjustment	-\$2.57
4. Fallen protective services insurance reimbursement (<i>reported to DOR</i>)	\$0.00
5. Total County and Municipal Aid (sum of Lines 1-4)	\$35,637.52

Utility Aid

- Under state law, utility aid is distributed to each county and municipality where tax-exempt utility property is located (sec. 79.04, Wis. Stats.)
- Utility companies report utility property information to DOR annually
- DOR uses the provided information to accurately calculate utility aid (*shown below*)

Utility Aid Calculation	
1. Net book value, <i>as of December 31, 2024 (including expected additions/retirements)</i>	\$1,209,969.00
2. Total net book value payment	\$7,259.81
3. Minimum payment	\$0.00
4. Megawatt capacity	0.0
5. Megawatt capacity payment	\$0.00
6. Closed/decommissioned production plant (phased down) payment	\$0.00
7. Subtotal (<i>sum of Lines 2, 3, 5 and 6</i>)	\$7,259.81
8. Population cap	\$1,237,175.00
9. Adjusted subtotal (<i>lesser of Line 7 or Line 8</i>)	\$7,259.81
10. Adjacent site incentive payment	\$0.00
11. Baseload incentive payment	\$0.00
12. Co-generation incentive payment	\$0.00
13. Alternative energy incentive payment	\$0.00
14. Total incentive payments (<i>sum of Lines 10 through 13</i>)	\$0.00
15. Spent nuclear fuel payment	\$0.00
16. Total Utility Aid – this is the utility aid payment listed on the front of the estimate (<i>sum of Lines 9, 14 and 15</i>)	\$7,259.81

Supplemental County and Municipal Aid

- Under state law, supplemental county and municipal aid paid to each county and municipality is determined by 2023 Wisconsin Act 12 (sec. 79.037, Wis. Stats.)
- For detailed information, review [county and municipal aid spreadsheet](#)

Supplemental County and Municipal Aid Calculation	
1. Prior year supplemental county and municipal aid	\$78,954.01
2. Increase due to sales tax revenue including adjustments (<i>district changes</i>)	\$1,815.94
3. Total Supplemental County and Municipal Aid (<i>sum of Lines 1 and 2</i>)	\$80,769.95

Expenditure Restraint Incentive Program

- Only municipalities are eligible to receive Expenditure Restraint Incentive Program (ERIP) payments
- Under state law, in 2025, each municipality will receive a payment that is equal to the amount of the payment received by the municipality in 2024 (sec. 79.05(4), Wis. Stats., from 2023 WI Act 12 – notwithstanding subs. (2) and (3))

Contact Information

If you have questions, contact us at lgs@wisconsin.gov, (608) 266-8618 or (608) 261-5167.



State of Wisconsin • DEPARTMENT OF REVENUE

DIVISION OF STATE AND LOCAL FINANCE • BUREAU OF LOCAL GOVERNMENT SERVICES • 2135 RIMROCK RD MADISON, WI 53713

Mailing Address:
PO Box 8971 #6-97
Madison WI 53708-8971
Fax: (608) 264-6887
lgs@wisconsin.gov

September 13, 2024

KRIS SNYDER
VILLAGE OF WAUKESHA
W250 S3567 CENTER RD
WAUKESHA WI 53189-7364

Notice of Shared Revenue – 2025 Original Estimate

Notice Information

The Wisconsin Department of Revenue (DOR) is providing the **estimated** shared revenue amounts your local government will receive in 2025 under current state law for county and municipal aid, supplemental county and municipal aid, utility aid and the expenditure restraint incentive program. This does not include adjustments, shown on the July and November payment notices.

District	VILLAGE OF WAUKESHA	County	WAUKESHA	Co-muni code	67-195
-----------------	---------------------	---------------	----------	---------------------	--------

Estimate Information

For an explanation of each aid payment listed below, review the additional information in this notice.

2025 Original Estimate	
1. County and municipal aid	\$109,969.10
2. Utility aid	\$0.00
3. Supplemental county and municipal aid	\$223,046.57
4. Expenditure restraint incentive program	\$0.00
5. Total Estimated 2025 Payments (sum of Lines 1-4)	\$333,015.67

Payment Information

Your local government will receive two distributions in 2025 :

- July 28, 2025: 15% of Line 1, 2, and 3 and 100% of Line 4 (*shown above*)
- November 17, 2025: balance of your 2025 aid payments

County and Municipal Aid

Under state law, the county and municipal aid paid to each county and municipality must be equal to the amount determined in 2012 (sec. 79.036, Wis. Stats.) and adjusted for fallen protective services insurance reimbursement (sec. 79.036(4), Wis. Stats.).

County and Municipal Aid Calculation	
1. Prior year county and municipal aid	\$107,504.45
2. Increase due to sales tax revenue, including adjustments (<i>district changes</i>)	\$2,472.60
3. Fallen protective services insurance adjustment	-\$7.95
4. Fallen protective services insurance reimbursement (<i>reported to DOR</i>)	\$0.00
5. Total County and Municipal Aid (sum of Lines 1-4)	\$109,969.10

Utility Aid

- Under state law, utility aid is distributed to each county and municipality where tax-exempt utility property is located (sec. 79.04, Wis. Stats.)
- Utility companies report utility property information to DOR annually
- DOR uses the provided information to accurately calculate utility aid (*shown below*)

Utility Aid Calculation	
1. Net book value, <i>as of December 31, 2024 (including expected additions/retirements)</i>	\$0.00
2. Total net book value payment	\$0.00
3. Minimum payment	\$0.00
4. Megawatt capacity	0.0
5. Megawatt capacity payment	\$0.00
6. Closed/decommissioned production plant (phased down) payment	\$0.00
7. Subtotal (<i>sum of Lines 2, 3, 5 and 6</i>)	\$0.00
8. Population cap	\$3,605,700.00
9. Adjusted subtotal (<i>lesser of Line 7 or Line 8</i>)	\$0.00
10. Adjacent site incentive payment	\$0.00
11. Baseload incentive payment	\$0.00
12. Co-generation incentive payment	\$0.00
13. Alternative energy incentive payment	\$0.00
14. Total incentive payments (<i>sum of Lines 10 through 13</i>)	\$0.00
15. Spent nuclear fuel payment	\$0.00
16. Total Utility Aid – this is the utility aid payment listed on the front of the estimate (<i>sum of Lines 9, 14 and 15</i>)	\$0.00

Supplemental County and Municipal Aid

- Under state law, supplemental county and municipal aid paid to each county and municipality is determined by 2023 Wisconsin Act 12 (sec. 79.037, Wis. Stats.)
- For detailed information, review [county and municipal aid spreadsheet](#)

Supplemental County and Municipal Aid Calculation	
1. Prior year supplemental county and municipal aid	\$218,031.84
2. Increase due to sales tax revenue including adjustments (<i>district changes</i>)	\$5,014.73
3. Total Supplemental County and Municipal Aid (<i>sum of Lines 1 and 2</i>)	\$223,046.57

Expenditure Restraint Incentive Program

- Only municipalities are eligible to receive Expenditure Restraint Incentive Program (ERIP) payments
- Under state law, in 2025, each municipality will receive a payment that is equal to the amount of the payment received by the municipality in 2024 (sec. 79.05(4), Wis. Stats., from 2023 WI Act 12 – notwithstanding subs. (2) and (3))

Contact Information

If you have questions, contact us at lgs@wisconsin.gov, (608) 266-8618 or (608) 261-5167.



State of Wisconsin • DEPARTMENT OF REVENUE

DIVISION OF STATE AND LOCAL FINANCE • BUREAU OF LOCAL GOVERNMENT SERVICES • 2135 RIMROCK RD MADISON, WI 53713

Mailing Address:
PO Box 8971 #6-97
Madison WI 53708-8971
Fax: (608) 264-6887
lgs@wisconsin.gov

September 13, 2024

MICHELLE LUEDTKE
CITY OF BROOKFIELD
2000 N CALHOUN RD
BROOKFIELD WI 53005-5095

Notice of Shared Revenue – 2025 Original Estimate

Notice Information

The Wisconsin Department of Revenue (DOR) is providing the **estimated** shared revenue amounts your local government will receive in 2025 under current state law for county and municipal aid, supplemental county and municipal aid, utility aid and the expenditure restraint incentive program. This does not include adjustments, shown on the July and November payment notices.

District	CITY OF BROOKFIELD	County	WAUKESHA	Co-muni code	67-206
-----------------	--------------------	---------------	----------	---------------------	--------

Estimate Information

For an explanation of each aid payment listed below, review the additional information in this notice.

2025 Original Estimate	
1. County and municipal aid	\$586,265.10
2. Utility aid	\$53,414.95
3. Supplemental county and municipal aid	\$1,005,587.70
4. Expenditure restraint incentive program	\$0.00
5. Total Estimated 2025 Payments (sum of Lines 1-4)	\$1,645,267.75

Payment Information

Your local government will receive two distributions in 2025 :

- July 28, 2025: 15% of Line 1, 2, and 3 and 100% of Line 4 (*shown above*)
- November 17, 2025: balance of your 2025 aid payments

County and Municipal Aid

Under state law, the county and municipal aid paid to each county and municipality must be equal to the amount determined in 2012 (sec. 79.036, Wis. Stats.) and adjusted for fallen protective services insurance reimbursement (sec. 79.036(4), Wis. Stats.).

County and Municipal Aid Calculation	
1. Prior year county and municipal aid	\$549,037.81
2. Increase due to sales tax revenue, including adjustments (<i>district changes</i>)	\$12,627.87
3. Fallen protective services insurance adjustment	-\$40.58
4. Fallen protective services insurance reimbursement (<i>reported to DOR</i>)	\$24,640.00
5. Total County and Municipal Aid (sum of Lines 1-4)	\$586,265.10

Utility Aid

- Under state law, utility aid is distributed to each county and municipality where tax-exempt utility property is located (sec. 79.04, Wis. Stats.)
- Utility companies report utility property information to DOR annually
- DOR uses the provided information to accurately calculate utility aid (*shown below*)

Utility Aid Calculation	
1. Net book value, as of December 31, 2024 (including expected additions/retirements)	\$8,902,492.00
2. Total net book value payment	\$53,414.95
3. Minimum payment	\$0.00
4. Megawatt capacity	0.0
5. Megawatt capacity payment	\$0.00
6. Closed/decommissioned production plant (phased down) payment	\$0.00
7. Subtotal (sum of Lines 2, 3, 5 and 6)	\$53,414.95
8. Population cap	\$17,462,400.00
9. Adjusted subtotal (lesser of Line 7 or Line 8)	\$53,414.95
10. Adjacent site incentive payment	\$0.00
11. Baseload incentive payment	\$0.00
12. Co-generation incentive payment	\$0.00
13. Alternative energy incentive payment	\$0.00
14. Total incentive payments (sum of Lines 10 through 13)	\$0.00
15. Spent nuclear fuel payment	\$0.00
16. Total Utility Aid – this is the utility aid payment listed on the front of the estimate (sum of Lines 9, 14 and 15)	\$53,414.95

Supplemental County and Municipal Aid

- Under state law, supplemental county and municipal aid paid to each county and municipality is determined by 2023 Wisconsin Act 12 (sec. 79.037, Wis. Stats.)
- For detailed information, review [county and municipal aid spreadsheet](#)

Supplemental County and Municipal Aid Calculation	
1. Prior year supplemental county and municipal aid	\$982,979.18
2. Increase due to sales tax revenue including adjustments (district changes)	\$22,608.52
3. Total Supplemental County and Municipal Aid (sum of Lines 1 and 2)	\$1,005,587.70

Expenditure Restraint Incentive Program

- Only municipalities are eligible to receive Expenditure Restraint Incentive Program (ERIP) payments
- Under state law, in 2025, each municipality will receive a payment that is equal to the amount of the payment received by the municipality in 2024 (sec. 79.05(4), Wis. Stats., from 2023 WI Act 12 – notwithstanding subs. (2) and (3))

Contact Information

If you have questions, contact us at lgs@wisconsin.gov, (608) 266-8618 or (608) 261-5167.



State of Wisconsin • DEPARTMENT OF REVENUE

DIVISION OF STATE AND LOCAL FINANCE • BUREAU OF LOCAL GOVERNMENT SERVICES • 2135 RIMROCK RD MADISON, WI 53713

Mailing Address:
PO Box 8971 #6-97
Madison WI 53708-8971
Fax: (608) 264-6887
lgs@wisconsin.gov

September 13, 2024

MOLLY SCHNEIDER
CITY OF DELAFIELD
500 GENESSEE STREET
DELAFIELD WI 53018

Notice of Shared Revenue – 2025 Original Estimate

Notice Information

The Wisconsin Department of Revenue (DOR) is providing the **estimated** shared revenue amounts your local government will receive in 2025 under current state law for county and municipal aid, supplemental county and municipal aid, utility aid and the expenditure restraint incentive program. This does not include adjustments, shown on the July and November payment notices.

District	CITY OF DELAFIELD	County	WAUKESHA	Co-muni code	67-216
-----------------	-------------------	---------------	----------	---------------------	--------

Estimate Information

For an explanation of each aid payment listed below, review the additional information in this notice.

2025 Original Estimate	
1. County and municipal aid	\$94,099.68
2. Utility aid	\$6,858.66
3. Supplemental county and municipal aid	\$192,681.86
4. Expenditure restraint incentive program	\$0.00
5. Total Estimated 2025 Payments (sum of Lines 1-4)	\$293,640.20

Payment Information

Your local government will receive two distributions in 2025 :

- July 28, 2025: 15% of Line 1, 2, and 3 and 100% of Line 4 (*shown above*)
- November 17, 2025: balance of your 2025 aid payments

County and Municipal Aid

Under state law, the county and municipal aid paid to each county and municipality must be equal to the amount determined in 2012 (sec. 79.036, Wis. Stats.) and adjusted for fallen protective services insurance reimbursement (sec. 79.036(4), Wis. Stats.).

County and Municipal Aid Calculation	
1. Prior year county and municipal aid	\$91,990.69
2. Increase due to sales tax revenue, including adjustments (<i>district changes</i>)	\$2,115.79
3. Fallen protective services insurance adjustment	-\$6.80
4. Fallen protective services insurance reimbursement (<i>reported to DOR</i>)	\$0.00
5. Total County and Municipal Aid (sum of Lines 1-4)	\$94,099.68

Utility Aid

- Under state law, utility aid is distributed to each county and municipality where tax-exempt utility property is located (sec. 79.04, Wis. Stats.)
- Utility companies report utility property information to DOR annually
- DOR uses the provided information to accurately calculate utility aid (*shown below*)

Utility Aid Calculation	
1. Net book value, <i>as of December 31, 2024 (including expected additions/retirements)</i>	\$1,143,110.00
2. Total net book value payment	\$6,858.66
3. Minimum payment	\$0.00
4. Megawatt capacity	0.0
5. Megawatt capacity payment	\$0.00
6. Closed/decommissioned production plant (phased down) payment	\$0.00
7. Subtotal (<i>sum of Lines 2, 3, 5 and 6</i>)	\$6,858.66
8. Population cap	\$3,066,800.00
9. Adjusted subtotal (<i>lesser of Line 7 or Line 8</i>)	\$6,858.66
10. Adjacent site incentive payment	\$0.00
11. Baseload incentive payment	\$0.00
12. Co-generation incentive payment	\$0.00
13. Alternative energy incentive payment	\$0.00
14. Total incentive payments (<i>sum of Lines 10 through 13</i>)	\$0.00
15. Spent nuclear fuel payment	\$0.00
16. Total Utility Aid – this is the utility aid payment listed on the front of the estimate (<i>sum of Lines 9, 14 and 15</i>)	\$6,858.66

Supplemental County and Municipal Aid

- Under state law, supplemental county and municipal aid paid to each county and municipality is determined by 2023 Wisconsin Act 12 (sec. 79.037, Wis. Stats.)
- For detailed information, review [county and municipal aid spreadsheet](#)

Supplemental County and Municipal Aid Calculation	
1. Prior year supplemental county and municipal aid	\$188,349.81
2. Increase due to sales tax revenue including adjustments (<i>district changes</i>)	\$4,332.05
3. Total Supplemental County and Municipal Aid (<i>sum of Lines 1 and 2</i>)	\$192,681.86

Expenditure Restraint Incentive Program

- Only municipalities are eligible to receive Expenditure Restraint Incentive Program (ERIP) payments
- Under state law, in 2025, each municipality will receive a payment that is equal to the amount of the payment received by the municipality in 2024 (sec. 79.05(4), Wis. Stats., from 2023 WI Act 12 – notwithstanding subs. (2) and (3))

Contact Information

If you have questions, contact us at lgs@wisconsin.gov, (608) 266-8618 or (608) 261-5167.



State of Wisconsin • DEPARTMENT OF REVENUE

DIVISION OF STATE AND LOCAL FINANCE • BUREAU OF LOCAL GOVERNMENT SERVICES • 2135 RIMROCK RD MADISON, WI 53713

Mailing Address:
PO Box 8971 #6-97
Madison WI 53708-8971
Fax: (608) 264-6887
lgs@wisconsin.gov

September 13, 2024

KERRI ROLLER
CITY OF MUSKEGO
W182 S8200 RACINE AVE
MUSKEGO WI 53150

Notice of Shared Revenue – 2025 Original Estimate

Notice Information

The Wisconsin Department of Revenue (DOR) is providing the **estimated** shared revenue amounts your local government will receive in 2025 under current state law for county and municipal aid, supplemental county and municipal aid, utility aid and the expenditure restraint incentive program. This does not include adjustments, shown on the July and November payment notices.

District	CITY OF MUSKEGO	County	WAUKESHA	Co-muni code	67-251
-----------------	-----------------	---------------	----------	---------------------	--------

Estimate Information

For an explanation of each aid payment listed below, review the additional information in this notice.

2025 Original Estimate	
1. County and municipal aid	\$410,253.29
2. Utility aid	\$38,875.63
3. Supplemental county and municipal aid	\$606,434.41
4. Expenditure restraint incentive program	\$0.00
5. Total Estimated 2025 Payments (sum of Lines 1-4)	\$1,055,563.33

Payment Information

Your local government will receive two distributions in 2025 :

- July 28, 2025: 15% of Line 1, 2, and 3 and 100% of Line 4 (*shown above*)
- November 17, 2025: balance of your 2025 aid payments

County and Municipal Aid

Under state law, the county and municipal aid paid to each county and municipality must be equal to the amount determined in 2012 (sec. 79.036, Wis. Stats.) and adjusted for fallen protective services insurance reimbursement (sec. 79.036(4), Wis. Stats.).

County and Municipal Aid Calculation	
1. Prior year county and municipal aid	\$401,058.58
2. Increase due to sales tax revenue, including adjustments (<i>district changes</i>)	\$9,224.35
3. Fallen protective services insurance adjustment	-\$29.64
4. Fallen protective services insurance reimbursement (<i>reported to DOR</i>)	\$0.00
5. Total County and Municipal Aid (sum of Lines 1-4)	\$410,253.29

Utility Aid

- Under state law, utility aid is distributed to each county and municipality where tax-exempt utility property is located (sec. 79.04, Wis. Stats.)
- Utility companies report utility property information to DOR annually
- DOR uses the provided information to accurately calculate utility aid (*shown below*)

Utility Aid Calculation	
1. Net book value, as of December 31, 2024 (including expected additions/retirements)	\$6,479,272.00
2. Total net book value payment	\$38,875.63
3. Minimum payment	\$0.00
4. Megawatt capacity	0.0
5. Megawatt capacity payment	\$0.00
6. Closed/decommissioned production plant (phased down) payment	\$0.00
7. Subtotal (sum of Lines 2, 3, 5 and 6)	\$38,875.63
8. Population cap	\$10,900,825.00
9. Adjusted subtotal (lesser of Line 7 or Line 8)	\$38,875.63
10. Adjacent site incentive payment	\$0.00
11. Baseload incentive payment	\$0.00
12. Co-generation incentive payment	\$0.00
13. Alternative energy incentive payment	\$0.00
14. Total incentive payments (sum of Lines 10 through 13)	\$0.00
15. Spent nuclear fuel payment	\$0.00
16. Total Utility Aid – this is the utility aid payment listed on the front of the estimate (sum of Lines 9, 14 and 15)	\$38,875.63

Supplemental County and Municipal Aid

- Under state law, supplemental county and municipal aid paid to each county and municipality is determined by 2023 Wisconsin Act 12 (sec. 79.037, Wis. Stats.)
- For detailed information, review [county and municipal aid spreadsheet](#)

Supplemental County and Municipal Aid Calculation	
1. Prior year supplemental county and municipal aid	\$592,800.01
2. Increase due to sales tax revenue including adjustments (district changes)	\$13,634.40
3. Total Supplemental County and Municipal Aid (sum of Lines 1 and 2)	\$606,434.41

Expenditure Restraint Incentive Program

- Only municipalities are eligible to receive Expenditure Restraint Incentive Program (ERIP) payments
- Under state law, in 2025, each municipality will receive a payment that is equal to the amount of the payment received by the municipality in 2024 (sec. 79.05(4), Wis. Stats., from 2023 WI Act 12 – notwithstanding subs. (2) and (3))

Contact Information

If you have questions, contact us at lgs@wisconsin.gov, (608) 266-8618 or (608) 261-5167.



State of Wisconsin • DEPARTMENT OF REVENUE

DIVISION OF STATE AND LOCAL FINANCE • BUREAU OF LOCAL GOVERNMENT SERVICES • 2135 RIMROCK RD MADISON, WI 53713

Mailing Address:
PO Box 8971 #6-97
Madison WI 53708-8971
Fax: (608) 264-6887
lgs@wisconsin.gov

September 13, 2024

RUBINA MEDINA
CITY OF NEW BERLIN
3805 S CASPER DR
NEW BERLIN WI 53151-0921

Notice of Shared Revenue – 2025 Original Estimate

Notice Information

The Wisconsin Department of Revenue (DOR) is providing the **estimated** shared revenue amounts your local government will receive in 2025 under current state law for county and municipal aid, supplemental county and municipal aid, utility aid and the expenditure restraint incentive program. This does not include adjustments, shown on the July and November payment notices.

District	CITY OF NEW BERLIN	County	WAUKESHA	Co-muni code	67-261
-----------------	--------------------	---------------	----------	---------------------	--------

Estimate Information

For an explanation of each aid payment listed below, review the additional information in this notice.

2025 Original Estimate	
1. County and municipal aid	\$569,891.89
2. Utility aid	\$208,848.76
3. Supplemental county and municipal aid	\$982,544.61
4. Expenditure restraint incentive program	\$0.00
5. Total Estimated 2025 Payments (sum of Lines 1-4)	\$1,761,285.26

Payment Information

Your local government will receive two distributions in 2025 :

- July 28, 2025: 15% of Line 1, 2, and 3 and 100% of Line 4 (*shown above*)
- November 17, 2025: balance of your 2025 aid payments

County and Municipal Aid

Under state law, the county and municipal aid paid to each county and municipality must be equal to the amount determined in 2012 (sec. 79.036, Wis. Stats.) and adjusted for fallen protective services insurance reimbursement (sec. 79.036(4), Wis. Stats.).

County and Municipal Aid Calculation	
1. Prior year county and municipal aid	\$557,119.32
2. Increase due to sales tax revenue, including adjustments (<i>district changes</i>)	\$12,813.74
3. Fallen protective services insurance adjustment	-\$41.17
4. Fallen protective services insurance reimbursement (<i>reported to DOR</i>)	\$0.00
5. Total County and Municipal Aid (sum of Lines 1-4)	\$569,891.89

Utility Aid

- Under state law, utility aid is distributed to each county and municipality where tax-exempt utility property is located (sec. 79.04, Wis. Stats.)
- Utility companies report utility property information to DOR annually
- DOR uses the provided information to accurately calculate utility aid (*shown below*)

Utility Aid Calculation	
1. Net book value, <i>as of December 31, 2024 (including expected additions/retirements)</i>	\$34,808,127.00
2. Total net book value payment	\$208,848.76
3. Minimum payment	\$0.00
4. Megawatt capacity	0.0
5. Megawatt capacity payment	\$0.00
6. Closed/decommissioned production plant (phased down) payment	\$0.00
7. Subtotal (<i>sum of Lines 2, 3, 5 and 6</i>)	\$208,848.76
8. Population cap	\$17,042,500.00
9. Adjusted subtotal (<i>lesser of Line 7 or Line 8</i>)	\$208,848.76
10. Adjacent site incentive payment	\$0.00
11. Baseload incentive payment	\$0.00
12. Co-generation incentive payment	\$0.00
13. Alternative energy incentive payment	\$0.00
14. Total incentive payments (<i>sum of Lines 10 through 13</i>)	\$0.00
15. Spent nuclear fuel payment	\$0.00
16. Total Utility Aid – this is the utility aid payment listed on the front of the estimate (<i>sum of Lines 9, 14 and 15</i>)	\$208,848.76

Supplemental County and Municipal Aid

- Under state law, supplemental county and municipal aid paid to each county and municipality is determined by 2023 Wisconsin Act 12 (sec. 79.037, Wis. Stats.)
- For detailed information, review [county and municipal aid spreadsheet](#)

Supplemental County and Municipal Aid Calculation	
1. Prior year supplemental county and municipal aid	\$960,454.16
2. Increase due to sales tax revenue including adjustments (<i>district changes</i>)	\$22,090.45
3. Total Supplemental County and Municipal Aid (<i>sum of Lines 1 and 2</i>)	\$982,544.61

Expenditure Restraint Incentive Program

- Only municipalities are eligible to receive Expenditure Restraint Incentive Program (ERIP) payments
- Under state law, in 2025, each municipality will receive a payment that is equal to the amount of the payment received by the municipality in 2024 (sec. 79.05(4), Wis. Stats., from 2023 WI Act 12 – notwithstanding subs. (2) and (3))

Contact Information

If you have questions, contact us at lgs@wisconsin.gov, (608) 266-8618 or (608) 261-5167.



State of Wisconsin • DEPARTMENT OF REVENUE

DIVISION OF STATE AND LOCAL FINANCE • BUREAU OF LOCAL GOVERNMENT SERVICES • 2135 RIMROCK RD MADISON, WI 53713

Mailing Address:
PO Box 8971 #6-97
Madison WI 53708-8971
Fax: (608) 264-6887
lgs@wisconsin.gov

September 13, 2024

DIANE COENEN
CITY OF OCONOMOWOC
PO BOX 27
OCONOMOWOC WI 53066-0027

Notice of Shared Revenue – 2025 Original Estimate

Notice Information

The Wisconsin Department of Revenue (DOR) is providing the **estimated** shared revenue amounts your local government will receive in 2025 under current state law for county and municipal aid, supplemental county and municipal aid, utility aid and the expenditure restraint incentive program. This does not include adjustments, shown on the July and November payment notices.

District	CITY OF OCONOMOWOC	County	WAUKESHA	Co-muni code	67-265
-----------------	--------------------	---------------	----------	---------------------	--------

Estimate Information

For an explanation of each aid payment listed below, review the additional information in this notice.

2025 Original Estimate	
1. County and municipal aid	\$251,905.13
2. Utility aid	\$19,295.26
3. Supplemental county and municipal aid	\$451,594.90
4. Expenditure restraint incentive program	\$0.00
5. Total Estimated 2025 Payments (sum of Lines 1-4)	\$722,795.29

Payment Information

Your local government will receive two distributions in 2025 :

- July 28, 2025: 15% of Line 1, 2, and 3 and 100% of Line 4 (*shown above*)
- November 17, 2025: balance of your 2025 aid payments

County and Municipal Aid

Under state law, the county and municipal aid paid to each county and municipality must be equal to the amount determined in 2012 (sec. 79.036, Wis. Stats.) and adjusted for fallen protective services insurance reimbursement (sec. 79.036(4), Wis. Stats.).

County and Municipal Aid Calculation	
1. Prior year county and municipal aid	\$246,259.37
2. Increase due to sales tax revenue, including adjustments (<i>district changes</i>)	\$5,663.96
3. Fallen protective services insurance adjustment	-\$18.20
4. Fallen protective services insurance reimbursement (<i>reported to DOR</i>)	\$0.00
5. Total County and Municipal Aid (sum of Lines 1-4)	\$251,905.13

Utility Aid

- Under state law, utility aid is distributed to each county and municipality where tax-exempt utility property is located (sec. 79.04, Wis. Stats.)
- Utility companies report utility property information to DOR annually
- DOR uses the provided information to accurately calculate utility aid (*shown below*)

Utility Aid Calculation	
1. Net book value, <i>as of December 31, 2024 (including expected additions/retirements)</i>	\$3,215,877.00
2. Total net book value payment	\$19,295.26
3. Minimum payment	\$0.00
4. Megawatt capacity	0.0
5. Megawatt capacity payment	\$0.00
6. Closed/decommissioned production plant (phased down) payment	\$0.00
7. Subtotal (<i>sum of Lines 2, 3, 5 and 6</i>)	\$19,295.26
8. Population cap	\$8,554,400.00
9. Adjusted subtotal (<i>lesser of Line 7 or Line 8</i>)	\$19,295.26
10. Adjacent site incentive payment	\$0.00
11. Baseload incentive payment	\$0.00
12. Co-generation incentive payment	\$0.00
13. Alternative energy incentive payment	\$0.00
14. Total incentive payments (<i>sum of Lines 10 through 13</i>)	\$0.00
15. Spent nuclear fuel payment	\$0.00
16. Total Utility Aid – this is the utility aid payment listed on the front of the estimate (<i>sum of Lines 9, 14 and 15</i>)	\$19,295.26

Supplemental County and Municipal Aid

- Under state law, supplemental county and municipal aid paid to each county and municipality is determined by 2023 Wisconsin Act 12 (sec. 79.037, Wis. Stats.)
- For detailed information, review [county and municipal aid spreadsheet](#)

Supplemental County and Municipal Aid Calculation	
1. Prior year supplemental county and municipal aid	\$441,441.74
2. Increase due to sales tax revenue including adjustments (<i>district changes</i>)	\$10,153.16
3. Total Supplemental County and Municipal Aid (<i>sum of Lines 1 and 2</i>)	\$451,594.90

Expenditure Restraint Incentive Program

- Only municipalities are eligible to receive Expenditure Restraint Incentive Program (ERIP) payments
- Under state law, in 2025, each municipality will receive a payment that is equal to the amount of the payment received by the municipality in 2024 (sec. 79.05(4), Wis. Stats., from 2023 WI Act 12 – notwithstanding subs. (2) and (3))

Contact Information

If you have questions, contact us at lgs@wisconsin.gov, (608) 266-8618 or (608) 261-5167.



State of Wisconsin • DEPARTMENT OF REVENUE

DIVISION OF STATE AND LOCAL FINANCE • BUREAU OF LOCAL GOVERNMENT SERVICES • 2135 RIMROCK RD MADISON, WI 53713

Mailing Address:
PO Box 8971 #6-97
Madison WI 53708-8971
Fax: (608) 264-6887
lgs@wisconsin.gov

September 13, 2024

KELLY TARCZEWSKI
CITY OF PEWAUKEE
W240 N3065 PEWAUKEE RD
PEWAUKEE WI 53072-4044

Notice of Shared Revenue – 2025 Original Estimate

Notice Information

The Wisconsin Department of Revenue (DOR) is providing the **estimated** shared revenue amounts your local government will receive in 2025 under current state law for county and municipal aid, supplemental county and municipal aid, utility aid and the expenditure restraint incentive program. This does not include adjustments, shown on the July and November payment notices.

District	CITY OF PEWAUKEE	County	WAUKESHA	Co-muni code	67-270
-----------------	------------------	---------------	----------	---------------------	--------

Estimate Information

For an explanation of each aid payment listed below, review the additional information in this notice.

2025 Original Estimate	
1. County and municipal aid	\$170,372.91
2. Utility aid	\$589,010.53
3. Supplemental county and municipal aid	\$397,987.31
4. Expenditure restraint incentive program	\$0.00
5. Total Estimated 2025 Payments (sum of Lines 1-4)	\$1,157,370.75

Payment Information

Your local government will receive two distributions in 2025 :

- July 28, 2025: 15% of Line 1, 2, and 3 and 100% of Line 4 (*shown above*)
- November 17, 2025: balance of your 2025 aid payments

County and Municipal Aid

Under state law, the county and municipal aid paid to each county and municipality must be equal to the amount determined in 2012 (sec. 79.036, Wis. Stats.) and adjusted for fallen protective services insurance reimbursement (sec. 79.036(4), Wis. Stats.).

County and Municipal Aid Calculation	
1. Prior year county and municipal aid	\$166,554.47
2. Increase due to sales tax revenue, including adjustments (<i>district changes</i>)	\$3,830.75
3. Fallen protective services insurance adjustment	-\$12.31
4. Fallen protective services insurance reimbursement (<i>reported to DOR</i>)	\$0.00
5. Total County and Municipal Aid (sum of Lines 1-4)	\$170,372.91

Utility Aid

- Under state law, utility aid is distributed to each county and municipality where tax-exempt utility property is located (sec. 79.04, Wis. Stats.)
- Utility companies report utility property information to DOR annually
- DOR uses the provided information to accurately calculate utility aid (*shown below*)

Utility Aid Calculation	
1. Net book value, <i>as of December 31, 2024 (including expected additions/retirements)</i>	\$98,168,421.00
2. Total net book value payment	\$589,010.53
3. Minimum payment	\$0.00
4. Megawatt capacity	0.0
5. Megawatt capacity payment	\$0.00
6. Closed/decommissioned production plant (phased down) payment	\$0.00
7. Subtotal (<i>sum of Lines 2, 3, 5 and 6</i>)	\$589,010.53
8. Population cap	\$7,017,600.00
9. Adjusted subtotal (<i>lesser of Line 7 or Line 8</i>)	\$589,010.53
10. Adjacent site incentive payment	\$0.00
11. Baseload incentive payment	\$0.00
12. Co-generation incentive payment	\$0.00
13. Alternative energy incentive payment	\$0.00
14. Total incentive payments (<i>sum of Lines 10 through 13</i>)	\$0.00
15. Spent nuclear fuel payment	\$0.00
16. Total Utility Aid – this is the utility aid payment listed on the front of the estimate (<i>sum of Lines 9, 14 and 15</i>)	\$589,010.53

Supplemental County and Municipal Aid

- Under state law, supplemental county and municipal aid paid to each county and municipality is determined by 2023 Wisconsin Act 12 (sec. 79.037, Wis. Stats.)
- For detailed information, review [county and municipal aid spreadsheet](#)

Supplemental County and Municipal Aid Calculation	
1. Prior year supplemental county and municipal aid	\$389,039.40
2. Increase due to sales tax revenue including adjustments (<i>district changes</i>)	\$8,947.91
3. Total Supplemental County and Municipal Aid (<i>sum of Lines 1 and 2</i>)	\$397,987.31

Expenditure Restraint Incentive Program

- Only municipalities are eligible to receive Expenditure Restraint Incentive Program (ERIP) payments
- Under state law, in 2025, each municipality will receive a payment that is equal to the amount of the payment received by the municipality in 2024 (sec. 79.05(4), Wis. Stats., from 2023 WI Act 12 – notwithstanding subs. (2) and (3))

Contact Information

If you have questions, contact us at lgs@wisconsin.gov, (608) 266-8618 or (608) 261-5167.



State of Wisconsin • DEPARTMENT OF REVENUE

DIVISION OF STATE AND LOCAL FINANCE • BUREAU OF LOCAL GOVERNMENT SERVICES • 2135 RIMROCK RD MADISON, WI 53713

Mailing Address:
PO Box 8971 #6-97
Madison WI 53708-8971
Fax: (608) 264-6887
lgs@wisconsin.gov

September 13, 2024

SARA SPENCER
CITY OF WAUKESHA
201 DELAFIELD ST
WAUKESHA WI 53188-3646

Notice of Shared Revenue – 2025 Original Estimate

Notice Information

The Wisconsin Department of Revenue (DOR) is providing the **estimated** shared revenue amounts your local government will receive in 2025 under current state law for county and municipal aid, supplemental county and municipal aid, utility aid and the expenditure restraint incentive program. This does not include adjustments, shown on the July and November payment notices.

District	CITY OF WAUKESHA	County	WAUKESHA	Co-muni code	67-291
-----------------	------------------	---------------	----------	---------------------	--------

Estimate Information

For an explanation of each aid payment listed below, review the additional information in this notice.

2025 Original Estimate	
1. County and municipal aid	\$1,478,462.37
2. Utility aid	\$94,363.60
3. Supplemental county and municipal aid	\$995,729.39
4. Expenditure restraint incentive program	\$2,576,578.14
5. Total Estimated 2025 Payments (sum of Lines 1-4)	\$5,145,133.50

Payment Information

Your local government will receive two distributions in 2025 :

- July 28, 2025: 15% of Line 1, 2, and 3 and 100% of Line 4 (*shown above*)
- November 17, 2025: balance of your 2025 aid payments

County and Municipal Aid

Under state law, the county and municipal aid paid to each county and municipality must be equal to the amount determined in 2012 (sec. 79.036, Wis. Stats.) and adjusted for fallen protective services insurance reimbursement (sec. 79.036(4), Wis. Stats.).

County and Municipal Aid Calculation	
1. Prior year county and municipal aid	\$1,445,326.68
2. Increase due to sales tax revenue, including adjustments (<i>district changes</i>)	\$33,242.51
3. Fallen protective services insurance adjustment	-\$106.82
4. Fallen protective services insurance reimbursement (<i>reported to DOR</i>)	\$0.00
5. Total County and Municipal Aid (sum of Lines 1-4)	\$1,478,462.37

Utility Aid

- Under state law, utility aid is distributed to each county and municipality where tax-exempt utility property is located (sec. 79.04, Wis. Stats.)
- Utility companies report utility property information to DOR annually
- DOR uses the provided information to accurately calculate utility aid (*shown below*)

Utility Aid Calculation	
1. Net book value, <i>as of December 31, 2024 (including expected additions/retirements)</i>	\$15,727,266.00
2. Total net book value payment	\$94,363.60
3. Minimum payment	\$0.00
4. Megawatt capacity	0.0
5. Megawatt capacity payment	\$0.00
6. Closed/decommissioned production plant (phased down) payment	\$0.00
7. Subtotal (<i>sum of Lines 2, 3, 5 and 6</i>)	\$94,363.60
8. Population cap	\$30,712,625.00
9. Adjusted subtotal (<i>lesser of Line 7 or Line 8</i>)	\$94,363.60
10. Adjacent site incentive payment	\$0.00
11. Baseload incentive payment	\$0.00
12. Co-generation incentive payment	\$0.00
13. Alternative energy incentive payment	\$0.00
14. Total incentive payments (<i>sum of Lines 10 through 13</i>)	\$0.00
15. Spent nuclear fuel payment	\$0.00
16. Total Utility Aid – this is the utility aid payment listed on the front of the estimate (<i>sum of Lines 9, 14 and 15</i>)	\$94,363.60

Supplemental County and Municipal Aid

- Under state law, supplemental county and municipal aid paid to each county and municipality is determined by 2023 Wisconsin Act 12 (sec. 79.037, Wis. Stats.)
- For detailed information, review [county and municipal aid spreadsheet](#)

Supplemental County and Municipal Aid Calculation	
1. Prior year supplemental county and municipal aid	\$973,342.51
2. Increase due to sales tax revenue including adjustments (<i>district changes</i>)	\$22,386.88
3. Total Supplemental County and Municipal Aid (<i>sum of Lines 1 and 2</i>)	\$995,729.39

Expenditure Restraint Incentive Program

- Only municipalities are eligible to receive Expenditure Restraint Incentive Program (ERIP) payments
- Under state law, in 2025, each municipality will receive a payment that is equal to the amount of the payment received by the municipality in 2024 (sec. 79.05(4), Wis. Stats., from 2023 WI Act 12 – notwithstanding subs. (2) and (3))

Contact Information

If you have questions, contact us at lgs@wisconsin.gov, (608) 266-8618 or (608) 261-5167.



State of Wisconsin • DEPARTMENT OF REVENUE

DIVISION OF STATE AND LOCAL FINANCE • BUREAU OF LOCAL GOVERNMENT SERVICES • 2135 RIMROCK RD MADISON, WI 53713

Mailing Address:
PO Box 8971 #6-97
Madison WI 53708-8971
Fax: (608) 264-6887
lgs@wisconsin.gov

September 13, 2024

MEG WARTMAN
COUNTY OF WAUKESHA
515 W MORELAND BLVD 120
WAUKESHA WI 53188-3878

Notice of Shared Revenue – 2025 Original Estimate

Notice Information

The Wisconsin Department of Revenue (DOR) is providing the **estimated** shared revenue amounts your local government will receive in 2025 under current state law for county and municipal aid, supplemental county and municipal aid, utility aid and the expenditure restraint incentive program. This does not include adjustments, shown on the July and November payment notices.

District	COUNTY OF WAUKESHA	County	WAUKESHA	Co-muni code	67-999
-----------------	--------------------	---------------	----------	---------------------	--------

Estimate Information

For an explanation of each aid payment listed below, review the additional information in this notice.

2025 Original Estimate	
1. County and municipal aid	\$651,007.29
2. Utility aid	\$745,238.23
3. Supplemental county and municipal aid	\$3,551,061.75
4. Expenditure restraint incentive program	\$0.00
5. Total Estimated 2025 Payments (sum of Lines 1-4)	\$4,947,307.27

Payment Information

Your local government will receive two distributions in 2025 :

- July 28, 2025: 15% of Line 1, 2, and 3 and 100% of Line 4 (*shown above*)
- November 17, 2025: balance of your 2025 aid payments

County and Municipal Aid

Under state law, the county and municipal aid paid to each county and municipality must be equal to the amount determined in 2012 (sec. 79.036, Wis. Stats.) and adjusted for fallen protective services insurance reimbursement (sec. 79.036(4), Wis. Stats.).

County and Municipal Aid Calculation	
1. Prior year county and municipal aid	\$636,416.74
2. Increase due to sales tax revenue, including adjustments (<i>district changes</i>)	\$14,637.58
3. Fallen protective services insurance adjustment	-\$47.03
4. Fallen protective services insurance reimbursement (<i>reported to DOR</i>)	\$0.00
5. Total County and Municipal Aid (sum of Lines 1-4)	\$651,007.29

Utility Aid

- Under state law, utility aid is distributed to each county and municipality where tax-exempt utility property is located (sec. 79.04, Wis. Stats.)
- Utility companies report utility property information to DOR annually
- DOR uses the provided information to accurately calculate utility aid (*shown below*)

Utility Aid Calculation	
1. Net book value, <i>as of December 31, 2024 (including expected additions/retirements)</i>	\$228,198,999.00
2. Total net book value payment	\$735,704.89
3. Minimum payment	\$0.00
4. Megawatt capacity	4.4
5. Megawatt capacity payment	\$2,933.34
6. Closed/decommissioned production plant (phased down) payment	\$0.00
7. Subtotal (<i>sum of Lines 2, 3, 5 and 6</i>)	\$738,638.23
8. Population cap	\$52,192,750.00
9. Adjusted subtotal (<i>lesser of Line 7 or Line 8</i>)	\$738,638.23
10. Adjacent site incentive payment	\$0.00
11. Baseload incentive payment	\$0.00
12. Co-generation incentive payment	\$0.00
13. Alternative energy incentive payment	\$6,600.00
14. Total incentive payments (<i>sum of Lines 10 through 13</i>)	\$6,600.00
15. Spent nuclear fuel payment	\$0.00
16. Total Utility Aid – this is the utility aid payment listed on the front of the estimate (<i>sum of Lines 9, 14 and 15</i>)	\$745,238.23

Supplemental County and Municipal Aid

- Under state law, supplemental county and municipal aid paid to each county and municipality is determined by 2023 Wisconsin Act 12 (sec. 79.037, Wis. Stats.)
- For detailed information, review [county and municipal aid spreadsheet](#)

Supplemental County and Municipal Aid Calculation	
1. Prior year supplemental county and municipal aid	\$3,471,223.61
2. Increase due to sales tax revenue including adjustments (<i>district changes</i>)	\$79,838.14
3. Total Supplemental County and Municipal Aid (<i>sum of Lines 1 and 2</i>)	\$3,551,061.75

Expenditure Restraint Incentive Program

- Only municipalities are eligible to receive Expenditure Restraint Incentive Program (ERIP) payments
- Under state law, in 2025, each municipality will receive a payment that is equal to the amount of the payment received by the municipality in 2024 (sec. 79.05(4), Wis. Stats., from 2023 WI Act 12 – notwithstanding subs. (2) and (3))

Contact Information

If you have questions, contact us at lgs@wisconsin.gov, (608) 266-8618 or (608) 261-5167.



State of Wisconsin • DEPARTMENT OF REVENUE

DIVISION OF STATE AND LOCAL FINANCE • BUREAU OF LOCAL GOVERNMENT SERVICES • 2135 RIMROCK RD MADISON, WI 53713

Mailing Address:
PO Box 8971 #6-97
Madison WI 53708-8971
Fax: (608) 264-6887
lgs@wisconsin.gov

September 13, 2024

THERESA HUSS
TOWN OF BEAR CREEK
E9397 BEAR CREEK RD
CLINTONVILLE WI 54929

Notice of Shared Revenue – 2025 Original Estimate

Notice Information

The Wisconsin Department of Revenue (DOR) is providing the **estimated** shared revenue amounts your local government will receive in 2025 under current state law for county and municipal aid, supplemental county and municipal aid, utility aid and the expenditure restraint incentive program. This does not include adjustments, shown on the July and November payment notices.

District	TOWN OF BEAR CREEK	County	WAUPACA	Co-muni code	68-002
-----------------	--------------------	---------------	---------	---------------------	--------

Estimate Information

For an explanation of each aid payment listed below, review the additional information in this notice.

2025 Original Estimate	
1. County and municipal aid	\$32,128.03
2. Utility aid	\$280.68
3. Supplemental county and municipal aid	\$43,566.54
4. Expenditure restraint incentive program	\$0.00
5. Total Estimated 2025 Payments (sum of Lines 1-4)	\$75,975.25

Payment Information

Your local government will receive two distributions in 2025 :

- July 28, 2025: 15% of Line 1, 2, and 3 and 100% of Line 4 (*shown above*)
- November 17, 2025: balance of your 2025 aid payments

County and Municipal Aid

Under state law, the county and municipal aid paid to each county and municipality must be equal to the amount determined in 2012 (sec. 79.036, Wis. Stats.) and adjusted for fallen protective services insurance reimbursement (sec. 79.036(4), Wis. Stats.).

County and Municipal Aid Calculation	
1. Prior year county and municipal aid	\$31,407.97
2. Increase due to sales tax revenue, including adjustments (<i>district changes</i>)	\$722.38
3. Fallen protective services insurance adjustment	-\$2.32
4. Fallen protective services insurance reimbursement (<i>reported to DOR</i>)	\$0.00
5. Total County and Municipal Aid (sum of Lines 1-4)	\$32,128.03

Utility Aid

- Under state law, utility aid is distributed to each county and municipality where tax-exempt utility property is located (sec. 79.04, Wis. Stats.)
- Utility companies report utility property information to DOR annually
- DOR uses the provided information to accurately calculate utility aid (*shown below*)

Utility Aid Calculation	
1. Net book value, <i>as of December 31, 2024 (including expected additions/retirements)</i>	\$93,559.00
2. Total net book value payment	\$280.68
3. Minimum payment	\$0.00
4. Megawatt capacity	0.0
5. Megawatt capacity payment	\$0.00
6. Closed/decommissioned production plant (phased down) payment	\$0.00
7. Subtotal (<i>sum of Lines 2, 3, 5 and 6</i>)	\$280.68
8. Population cap	\$316,200.00
9. Adjusted subtotal (<i>lesser of Line 7 or Line 8</i>)	\$280.68
10. Adjacent site incentive payment	\$0.00
11. Baseload incentive payment	\$0.00
12. Co-generation incentive payment	\$0.00
13. Alternative energy incentive payment	\$0.00
14. Total incentive payments (<i>sum of Lines 10 through 13</i>)	\$0.00
15. Spent nuclear fuel payment	\$0.00
16. Total Utility Aid – this is the utility aid payment listed on the front of the estimate <i>(sum of Lines 9, 14 and 15)</i>	\$280.68

Supplemental County and Municipal Aid

- Under state law, supplemental county and municipal aid paid to each county and municipality is determined by 2023 Wisconsin Act 12 (sec. 79.037, Wis. Stats.)
- For detailed information, review [county and municipal aid spreadsheet](#)

Supplemental County and Municipal Aid Calculation	
1. Prior year supplemental county and municipal aid	\$42,587.04
2. Increase due to sales tax revenue including adjustments (<i>district changes</i>)	\$979.50
3. Total Supplemental County and Municipal Aid (<i>sum of Lines 1 and 2</i>)	\$43,566.54

Expenditure Restraint Incentive Program

- Only municipalities are eligible to receive Expenditure Restraint Incentive Program (ERIP) payments
- Under state law, in 2025, each municipality will receive a payment that is equal to the amount of the payment received by the municipality in 2024 (sec. 79.05(4), Wis. Stats., from 2023 WI Act 12 – notwithstanding subs. (2) and (3))

Contact Information

If you have questions, contact us at lgs@wisconsin.gov, (608) 266-8618 or (608) 261-5167.



State of Wisconsin • DEPARTMENT OF REVENUE

DIVISION OF STATE AND LOCAL FINANCE • BUREAU OF LOCAL GOVERNMENT SERVICES • 2135 RIMROCK RD MADISON, WI 53713

Mailing Address:
PO Box 8971 #6-97
Madison WI 53708-8971
Fax: (608) 264-6887
lgs@wisconsin.gov

September 13, 2024

NATALIE SNYDER
TOWN OF CALEDONIA
PO BOX 190
READFIELD WI 54969

Notice of Shared Revenue – 2025 Original Estimate

Notice Information

The Wisconsin Department of Revenue (DOR) is providing the **estimated** shared revenue amounts your local government will receive in 2025 under current state law for county and municipal aid, supplemental county and municipal aid, utility aid and the expenditure restraint incentive program. This does not include adjustments, shown on the July and November payment notices.

District	TOWN OF CALEDONIA	County	WAUPACA	Co-muni code	68-004
-----------------	-------------------	---------------	---------	---------------------	--------

Estimate Information

For an explanation of each aid payment listed below, review the additional information in this notice.

2025 Original Estimate	
1. County and municipal aid	\$20,479.49
2. Utility aid	\$1,952.88
3. Supplemental county and municipal aid	\$60,550.57
4. Expenditure restraint incentive program	\$0.00
5. Total Estimated 2025 Payments (sum of Lines 1-4)	\$82,982.94

Payment Information

Your local government will receive two distributions in 2025 :

- July 28, 2025: 15% of Line 1, 2, and 3 and 100% of Line 4 (*shown above*)
- November 17, 2025: balance of your 2025 aid payments

County and Municipal Aid

Under state law, the county and municipal aid paid to each county and municipality must be equal to the amount determined in 2012 (sec. 79.036, Wis. Stats.) and adjusted for fallen protective services insurance reimbursement (sec. 79.036(4), Wis. Stats.).

County and Municipal Aid Calculation	
1. Prior year county and municipal aid	\$20,020.50
2. Increase due to sales tax revenue, including adjustments (<i>district changes</i>)	\$460.47
3. Fallen protective services insurance adjustment	-\$1.48
4. Fallen protective services insurance reimbursement (<i>reported to DOR</i>)	\$0.00
5. Total County and Municipal Aid (sum of Lines 1-4)	\$20,479.49

Utility Aid

- Under state law, utility aid is distributed to each county and municipality where tax-exempt utility property is located (sec. 79.04, Wis. Stats.)
- Utility companies report utility property information to DOR annually
- DOR uses the provided information to accurately calculate utility aid (*shown below*)

Utility Aid Calculation	
1. Net book value, <i>as of December 31, 2024 (including expected additions/retirements)</i>	\$650,959.00
2. Total net book value payment	\$1,952.88
3. Minimum payment	\$0.00
4. Megawatt capacity	0.0
5. Megawatt capacity payment	\$0.00
6. Closed/decommissioned production plant (phased down) payment	\$0.00
7. Subtotal (<i>sum of Lines 2, 3, 5 and 6</i>)	\$1,952.88
8. Population cap	\$754,375.00
9. Adjusted subtotal (<i>lesser of Line 7 or Line 8</i>)	\$1,952.88
10. Adjacent site incentive payment	\$0.00
11. Baseload incentive payment	\$0.00
12. Co-generation incentive payment	\$0.00
13. Alternative energy incentive payment	\$0.00
14. Total incentive payments (<i>sum of Lines 10 through 13</i>)	\$0.00
15. Spent nuclear fuel payment	\$0.00
16. Total Utility Aid – this is the utility aid payment listed on the front of the estimate (<i>sum of Lines 9, 14 and 15</i>)	\$1,952.88

Supplemental County and Municipal Aid

- Under state law, supplemental county and municipal aid paid to each county and municipality is determined by 2023 Wisconsin Act 12 (sec. 79.037, Wis. Stats.)
- For detailed information, review [county and municipal aid spreadsheet](#)

Supplemental County and Municipal Aid Calculation	
1. Prior year supplemental county and municipal aid	\$59,189.22
2. Increase due to sales tax revenue including adjustments (<i>district changes</i>)	\$1,361.35
3. Total Supplemental County and Municipal Aid (<i>sum of Lines 1 and 2</i>)	\$60,550.57

Expenditure Restraint Incentive Program

- Only municipalities are eligible to receive Expenditure Restraint Incentive Program (ERIP) payments
- Under state law, in 2025, each municipality will receive a payment that is equal to the amount of the payment received by the municipality in 2024 (sec. 79.05(4), Wis. Stats., from 2023 WI Act 12 – notwithstanding subs. (2) and (3))

Contact Information

If you have questions, contact us at lgs@wisconsin.gov, (608) 266-8618 or (608) 261-5167.



State of Wisconsin • DEPARTMENT OF REVENUE

DIVISION OF STATE AND LOCAL FINANCE • BUREAU OF LOCAL GOVERNMENT SERVICES • 2135 RIMROCK RD MADISON, WI 53713

Mailing Address:
PO Box 8971 #6-97
Madison WI 53708-8971
Fax: (608) 264-6887
lgs@wisconsin.gov

September 13, 2024

WANDA HILTGEN
TOWN OF DAYTON
N1755 PATRICK LN
WAUPACA WI 54981

Notice of Shared Revenue – 2025 Original Estimate

Notice Information

The Wisconsin Department of Revenue (DOR) is providing the **estimated** shared revenue amounts your local government will receive in 2025 under current state law for county and municipal aid, supplemental county and municipal aid, utility aid and the expenditure restraint incentive program. This does not include adjustments, shown on the July and November payment notices.

District	TOWN OF DAYTON	County	WAUPACA	Co-muni code	68-006
-----------------	----------------	---------------	---------	---------------------	--------

Estimate Information

For an explanation of each aid payment listed below, review the additional information in this notice.

2025 Original Estimate	
1. County and municipal aid	\$30,394.14
2. Utility aid	\$0.00
3. Supplemental county and municipal aid	\$76,382.19
4. Expenditure restraint incentive program	\$0.00
5. Total Estimated 2025 Payments (sum of Lines 1-4)	\$106,776.33

Payment Information

Your local government will receive two distributions in 2025 :

- July 28, 2025: 15% of Line 1, 2, and 3 and 100% of Line 4 (*shown above*)
- November 17, 2025: balance of your 2025 aid payments

County and Municipal Aid

Under state law, the county and municipal aid paid to each county and municipality must be equal to the amount determined in 2012 (sec. 79.036, Wis. Stats.) and adjusted for fallen protective services insurance reimbursement (sec. 79.036(4), Wis. Stats.).

County and Municipal Aid Calculation	
1. Prior year county and municipal aid	\$29,712.94
2. Increase due to sales tax revenue, including adjustments (<i>district changes</i>)	\$683.40
3. Fallen protective services insurance adjustment	-\$2.20
4. Fallen protective services insurance reimbursement (<i>reported to DOR</i>)	\$0.00
5. Total County and Municipal Aid (sum of Lines 1-4)	\$30,394.14

Utility Aid

- Under state law, utility aid is distributed to each county and municipality where tax-exempt utility property is located (sec. 79.04, Wis. Stats.)
- Utility companies report utility property information to DOR annually
- DOR uses the provided information to accurately calculate utility aid (*shown below*)

Utility Aid Calculation	
1. Net book value, <i>as of December 31, 2024 (including expected additions/retirements)</i>	\$0.00
2. Total net book value payment	\$0.00
3. Minimum payment	\$0.00
4. Megawatt capacity	0.0
5. Megawatt capacity payment	\$0.00
6. Closed/decommissioned production plant (phased down) payment	\$0.00
7. Subtotal (<i>sum of Lines 2, 3, 5 and 6</i>)	\$0.00
8. Population cap	\$1,133,050.00
9. Adjusted subtotal (<i>lesser of Line 7 or Line 8</i>)	\$0.00
10. Adjacent site incentive payment	\$0.00
11. Baseload incentive payment	\$0.00
12. Co-generation incentive payment	\$0.00
13. Alternative energy incentive payment	\$0.00
14. Total incentive payments (<i>sum of Lines 10 through 13</i>)	\$0.00
15. Spent nuclear fuel payment	\$0.00
16. Total Utility Aid – this is the utility aid payment listed on the front of the estimate (<i>sum of Lines 9, 14 and 15</i>)	\$0.00

Supplemental County and Municipal Aid

- Under state law, supplemental county and municipal aid paid to each county and municipality is determined by 2023 Wisconsin Act 12 (sec. 79.037, Wis. Stats.)
- For detailed information, review [county and municipal aid spreadsheet](#)

Supplemental County and Municipal Aid Calculation	
1. Prior year supplemental county and municipal aid	\$74,664.90
2. Increase due to sales tax revenue including adjustments (<i>district changes</i>)	\$1,717.29
3. Total Supplemental County and Municipal Aid (<i>sum of Lines 1 and 2</i>)	\$76,382.19

Expenditure Restraint Incentive Program

- Only municipalities are eligible to receive Expenditure Restraint Incentive Program (ERIP) payments
- Under state law, in 2025, each municipality will receive a payment that is equal to the amount of the payment received by the municipality in 2024 (sec. 79.05(4), Wis. Stats., from 2023 WI Act 12 – notwithstanding subs. (2) and (3))

Contact Information

If you have questions, contact us at lgs@wisconsin.gov, (608) 266-8618 or (608) 261-5167.



State of Wisconsin • DEPARTMENT OF REVENUE

DIVISION OF STATE AND LOCAL FINANCE • BUREAU OF LOCAL GOVERNMENT SERVICES • 2135 RIMROCK RD MADISON, WI 53713

Mailing Address:
PO Box 8971 #6-97
Madison WI 53708-8971
Fax: (608) 264-6887
lgs@wisconsin.gov

September 13, 2024

APRIL KRUEGER
TOWN OF DUPONT
E6689 MILLER ROAD
MARION WI 54950

Notice of Shared Revenue – 2025 Original Estimate

Notice Information

The Wisconsin Department of Revenue (DOR) is providing the **estimated** shared revenue amounts your local government will receive in 2025 under current state law for county and municipal aid, supplemental county and municipal aid, utility aid and the expenditure restraint incentive program. This does not include adjustments, shown on the July and November payment notices.

District	TOWN OF DUPONT	County	WAUPACA	Co-muni code	68-008
-----------------	----------------	---------------	---------	---------------------	--------

Estimate Information

For an explanation of each aid payment listed below, review the additional information in this notice.

2025 Original Estimate	
1. County and municipal aid	\$35,539.55
2. Utility aid	\$0.00
3. Supplemental county and municipal aid	\$43,549.36
4. Expenditure restraint incentive program	\$0.00
5. Total Estimated 2025 Payments (sum of Lines 1-4)	\$79,088.91

Payment Information

Your local government will receive two distributions in 2025 :

- July 28, 2025: 15% of Line 1, 2, and 3 and 100% of Line 4 (*shown above*)
- November 17, 2025: balance of your 2025 aid payments

County and Municipal Aid

Under state law, the county and municipal aid paid to each county and municipality must be equal to the amount determined in 2012 (sec. 79.036, Wis. Stats.) and adjusted for fallen protective services insurance reimbursement (sec. 79.036(4), Wis. Stats.).

County and Municipal Aid Calculation	
1. Prior year county and municipal aid	\$34,743.03
2. Increase due to sales tax revenue, including adjustments (<i>district changes</i>)	\$799.09
3. Fallen protective services insurance adjustment	-\$2.57
4. Fallen protective services insurance reimbursement (<i>reported to DOR</i>)	\$0.00
5. Total County and Municipal Aid (sum of Lines 1-4)	\$35,539.55

Utility Aid

- Under state law, utility aid is distributed to each county and municipality where tax-exempt utility property is located (sec. 79.04, Wis. Stats.)
- Utility companies report utility property information to DOR annually
- DOR uses the provided information to accurately calculate utility aid (*shown below*)

Utility Aid Calculation	
1. Net book value, <i>as of December 31, 2024 (including expected additions/retirements)</i>	\$0.00
2. Total net book value payment	\$0.00
3. Minimum payment	\$0.00
4. Megawatt capacity	0.0
5. Megawatt capacity payment	\$0.00
6. Closed/decommissioned production plant (phased down) payment	\$0.00
7. Subtotal (<i>sum of Lines 2, 3, 5 and 6</i>)	\$0.00
8. Population cap	\$325,125.00
9. Adjusted subtotal (<i>lesser of Line 7 or Line 8</i>)	\$0.00
10. Adjacent site incentive payment	\$0.00
11. Baseload incentive payment	\$0.00
12. Co-generation incentive payment	\$0.00
13. Alternative energy incentive payment	\$0.00
14. Total incentive payments (<i>sum of Lines 10 through 13</i>)	\$0.00
15. Spent nuclear fuel payment	\$0.00
16. Total Utility Aid – this is the utility aid payment listed on the front of the estimate (<i>sum of Lines 9, 14 and 15</i>)	\$0.00

Supplemental County and Municipal Aid

- Under state law, supplemental county and municipal aid paid to each county and municipality is determined by 2023 Wisconsin Act 12 (sec. 79.037, Wis. Stats.)
- For detailed information, review [county and municipal aid spreadsheet](#)

Supplemental County and Municipal Aid Calculation	
1. Prior year supplemental county and municipal aid	\$42,570.24
2. Increase due to sales tax revenue including adjustments (<i>district changes</i>)	\$979.12
3. Total Supplemental County and Municipal Aid (<i>sum of Lines 1 and 2</i>)	\$43,549.36

Expenditure Restraint Incentive Program

- Only municipalities are eligible to receive Expenditure Restraint Incentive Program (ERIP) payments
- Under state law, in 2025, each municipality will receive a payment that is equal to the amount of the payment received by the municipality in 2024 (sec. 79.05(4), Wis. Stats., from 2023 WI Act 12 – notwithstanding subs. (2) and (3))

Contact Information

If you have questions, contact us at lgs@wisconsin.gov, (608) 266-8618 or (608) 261-5167.



State of Wisconsin • DEPARTMENT OF REVENUE

DIVISION OF STATE AND LOCAL FINANCE • BUREAU OF LOCAL GOVERNMENT SERVICES • 2135 RIMROCK RD MADISON, WI 53713

Mailing Address:
PO Box 8971 #6-97
Madison WI 53708-8971
Fax: (608) 264-6887
lgs@wisconsin.gov

September 13, 2024

KATHY KASZA
TOWN OF FARMINGTON
E913 PRAIRIE VIEW LANE
WAUPACA WI 54981

Notice of Shared Revenue – 2025 Original Estimate

Notice Information

The Wisconsin Department of Revenue (DOR) is providing the **estimated** shared revenue amounts your local government will receive in 2025 under current state law for county and municipal aid, supplemental county and municipal aid, utility aid and the expenditure restraint incentive program. This does not include adjustments, shown on the July and November payment notices.

District	TOWN OF FARMINGTON	County	WAUPACA	Co-muni code	68-010
-----------------	--------------------	---------------	---------	---------------------	--------

Estimate Information

For an explanation of each aid payment listed below, review the additional information in this notice.

2025 Original Estimate	
1. County and municipal aid	\$53,923.37
2. Utility aid	\$4,580.66
3. Supplemental county and municipal aid	\$95,157.36
4. Expenditure restraint incentive program	\$0.00
5. Total Estimated 2025 Payments (sum of Lines 1-4)	\$153,661.39

Payment Information

Your local government will receive two distributions in 2025 :

- July 28, 2025: 15% of Line 1, 2, and 3 and 100% of Line 4 (*shown above*)
- November 17, 2025: balance of your 2025 aid payments

County and Municipal Aid

Under state law, the county and municipal aid paid to each county and municipality must be equal to the amount determined in 2012 (sec. 79.036, Wis. Stats.) and adjusted for fallen protective services insurance reimbursement (sec. 79.036(4), Wis. Stats.).

County and Municipal Aid Calculation	
1. Prior year county and municipal aid	\$52,714.83
2. Increase due to sales tax revenue, including adjustments (<i>district changes</i>)	\$1,212.44
3. Fallen protective services insurance adjustment	-\$3.90
4. Fallen protective services insurance reimbursement (<i>reported to DOR</i>)	\$0.00
5. Total County and Municipal Aid (sum of Lines 1-4)	\$53,923.37

Utility Aid

- Under state law, utility aid is distributed to each county and municipality where tax-exempt utility property is located (sec. 79.04, Wis. Stats.)
- Utility companies report utility property information to DOR annually
- DOR uses the provided information to accurately calculate utility aid (*shown below*)

Utility Aid Calculation	
1. Net book value, <i>as of December 31, 2024 (including expected additions/retirements)</i>	\$1,526,885.00
2. Total net book value payment	\$4,580.66
3. Minimum payment	\$0.00
4. Megawatt capacity	0.0
5. Megawatt capacity payment	\$0.00
6. Closed/decommissioned production plant (phased down) payment	\$0.00
7. Subtotal (<i>sum of Lines 2, 3, 5 and 6</i>)	\$4,580.66
8. Population cap	\$1,476,025.00
9. Adjusted subtotal (<i>lesser of Line 7 or Line 8</i>)	\$4,580.66
10. Adjacent site incentive payment	\$0.00
11. Baseload incentive payment	\$0.00
12. Co-generation incentive payment	\$0.00
13. Alternative energy incentive payment	\$0.00
14. Total incentive payments (<i>sum of Lines 10 through 13</i>)	\$0.00
15. Spent nuclear fuel payment	\$0.00
16. Total Utility Aid – this is the utility aid payment listed on the front of the estimate (<i>sum of Lines 9, 14 and 15</i>)	\$4,580.66

Supplemental County and Municipal Aid

- Under state law, supplemental county and municipal aid paid to each county and municipality is determined by 2023 Wisconsin Act 12 (sec. 79.037, Wis. Stats.)
- For detailed information, review [county and municipal aid spreadsheet](#)

Supplemental County and Municipal Aid Calculation	
1. Prior year supplemental county and municipal aid	\$93,017.95
2. Increase due to sales tax revenue including adjustments (<i>district changes</i>)	\$2,139.41
3. Total Supplemental County and Municipal Aid (<i>sum of Lines 1 and 2</i>)	\$95,157.36

Expenditure Restraint Incentive Program

- Only municipalities are eligible to receive Expenditure Restraint Incentive Program (ERIP) payments
- Under state law, in 2025, each municipality will receive a payment that is equal to the amount of the payment received by the municipality in 2024 (sec. 79.05(4), Wis. Stats., from 2023 WI Act 12 – notwithstanding subs. (2) and (3))

Contact Information

If you have questions, contact us at lgs@wisconsin.gov, (608) 266-8618 or (608) 261-5167.



State of Wisconsin • DEPARTMENT OF REVENUE

DIVISION OF STATE AND LOCAL FINANCE • BUREAU OF LOCAL GOVERNMENT SERVICES • 2135 RIMROCK RD MADISON, WI 53713

Mailing Address:
PO Box 8971 #6-97
Madison WI 53708-8971
Fax: (608) 264-6887
lgs@wisconsin.gov

September 13, 2024

PATRICIA GRUNWALD
TOWN OF FREMONT
PO BOX 450
FREMONT WI 54940

Notice of Shared Revenue – 2025 Original Estimate

Notice Information

The Wisconsin Department of Revenue (DOR) is providing the **estimated** shared revenue amounts your local government will receive in 2025 under current state law for county and municipal aid, supplemental county and municipal aid, utility aid and the expenditure restraint incentive program. This does not include adjustments, shown on the July and November payment notices.

District	TOWN OF FREMONT	County	WAUPACA	Co-muni code	68-012
-----------------	-----------------	---------------	---------	---------------------	--------

Estimate Information

For an explanation of each aid payment listed below, review the additional information in this notice.

2025 Original Estimate	
1. County and municipal aid	\$8,799.83
2. Utility aid	\$812.12
3. Supplemental county and municipal aid	\$41,418.43
4. Expenditure restraint incentive program	\$0.00
5. Total Estimated 2025 Payments (sum of Lines 1-4)	\$51,030.38

Payment Information

Your local government will receive two distributions in 2025 :

- July 28, 2025: 15% of Line 1, 2, and 3 and 100% of Line 4 (*shown above*)
- November 17, 2025: balance of your 2025 aid payments

County and Municipal Aid

Under state law, the county and municipal aid paid to each county and municipality must be equal to the amount determined in 2012 (sec. 79.036, Wis. Stats.) and adjusted for fallen protective services insurance reimbursement (sec. 79.036(4), Wis. Stats.).

County and Municipal Aid Calculation	
1. Prior year county and municipal aid	\$8,602.61
2. Increase due to sales tax revenue, including adjustments (<i>district changes</i>)	\$197.86
3. Fallen protective services insurance adjustment	-\$0.64
4. Fallen protective services insurance reimbursement (<i>reported to DOR</i>)	\$0.00
5. Total County and Municipal Aid (sum of Lines 1-4)	\$8,799.83

Utility Aid

- Under state law, utility aid is distributed to each county and municipality where tax-exempt utility property is located (sec. 79.04, Wis. Stats.)
- Utility companies report utility property information to DOR annually
- DOR uses the provided information to accurately calculate utility aid (*shown below*)

Utility Aid Calculation	
1. Net book value, <i>as of December 31, 2024 (including expected additions/retirements)</i>	\$270,706.00
2. Total net book value payment	\$812.12
3. Minimum payment	\$0.00
4. Megawatt capacity	0.0
5. Megawatt capacity payment	\$0.00
6. Closed/decommissioned production plant (phased down) payment	\$0.00
7. Subtotal (<i>sum of Lines 2, 3, 5 and 6</i>)	\$812.12
8. Population cap	\$269,025.00
9. Adjusted subtotal (<i>lesser of Line 7 or Line 8</i>)	\$812.12
10. Adjacent site incentive payment	\$0.00
11. Baseload incentive payment	\$0.00
12. Co-generation incentive payment	\$0.00
13. Alternative energy incentive payment	\$0.00
14. Total incentive payments (<i>sum of Lines 10 through 13</i>)	\$0.00
15. Spent nuclear fuel payment	\$0.00
16. Total Utility Aid – this is the utility aid payment listed on the front of the estimate (<i>sum of Lines 9, 14 and 15</i>)	\$812.12

Supplemental County and Municipal Aid

- Under state law, supplemental county and municipal aid paid to each county and municipality is determined by 2023 Wisconsin Act 12 (sec. 79.037, Wis. Stats.)
- For detailed information, review [county and municipal aid spreadsheet](#)

Supplemental County and Municipal Aid Calculation	
1. Prior year supplemental county and municipal aid	\$40,487.22
2. Increase due to sales tax revenue including adjustments (<i>district changes</i>)	\$931.21
3. Total Supplemental County and Municipal Aid (<i>sum of Lines 1 and 2</i>)	\$41,418.43

Expenditure Restraint Incentive Program

- Only municipalities are eligible to receive Expenditure Restraint Incentive Program (ERIP) payments
- Under state law, in 2025, each municipality will receive a payment that is equal to the amount of the payment received by the municipality in 2024 (sec. 79.05(4), Wis. Stats., from 2023 WI Act 12 – notwithstanding subs. (2) and (3))

Contact Information

If you have questions, contact us at lgs@wisconsin.gov, (608) 266-8618 or (608) 261-5167.



State of Wisconsin • DEPARTMENT OF REVENUE

DIVISION OF STATE AND LOCAL FINANCE • BUREAU OF LOCAL GOVERNMENT SERVICES • 2135 RIMROCK RD MADISON, WI 53713

Mailing Address:
PO Box 8971 #6-97
Madison WI 53708-8971
Fax: (608) 264-6887
lgs@wisconsin.gov

September 13, 2024

FRANCES MOEN
TOWN OF HARRISON
E1389 COUNTY RD C
IOLA WI 54945-9254

Notice of Shared Revenue – 2025 Original Estimate

Notice Information

The Wisconsin Department of Revenue (DOR) is providing the **estimated** shared revenue amounts your local government will receive in 2025 under current state law for county and municipal aid, supplemental county and municipal aid, utility aid and the expenditure restraint incentive program. This does not include adjustments, shown on the July and November payment notices.

District	TOWN OF HARRISON	County	WAUPACA	Co-muni code	68-014
-----------------	------------------	---------------	---------	---------------------	--------

Estimate Information

For an explanation of each aid payment listed below, review the additional information in this notice.

2025 Original Estimate	
1. County and municipal aid	\$12,334.01
2. Utility aid	\$0.00
3. Supplemental county and municipal aid	\$38,685.53
4. Expenditure restraint incentive program	\$0.00
5. Total Estimated 2025 Payments (sum of Lines 1-4)	\$51,019.54

Payment Information

Your local government will receive two distributions in 2025 :

- July 28, 2025: 15% of Line 1, 2, and 3 and 100% of Line 4 (*shown above*)
- November 17, 2025: balance of your 2025 aid payments

County and Municipal Aid

Under state law, the county and municipal aid paid to each county and municipality must be equal to the amount determined in 2012 (sec. 79.036, Wis. Stats.) and adjusted for fallen protective services insurance reimbursement (sec. 79.036(4), Wis. Stats.).

County and Municipal Aid Calculation	
1. Prior year county and municipal aid	\$12,057.58
2. Increase due to sales tax revenue, including adjustments (<i>district changes</i>)	\$277.32
3. Fallen protective services insurance adjustment	-\$0.89
4. Fallen protective services insurance reimbursement (<i>reported to DOR</i>)	\$0.00
5. Total County and Municipal Aid (sum of Lines 1-4)	\$12,334.01

Utility Aid

- Under state law, utility aid is distributed to each county and municipality where tax-exempt utility property is located (sec. 79.04, Wis. Stats.)
- Utility companies report utility property information to DOR annually
- DOR uses the provided information to accurately calculate utility aid (*shown below*)

Utility Aid Calculation	
1. Net book value, <i>as of December 31, 2024 (including expected additions/retirements)</i>	\$0.00
2. Total net book value payment	\$0.00
3. Minimum payment	\$0.00
4. Megawatt capacity	0.0
5. Megawatt capacity payment	\$0.00
6. Closed/decommissioned production plant (phased down) payment	\$0.00
7. Subtotal (<i>sum of Lines 2, 3, 5 and 6</i>)	\$0.00
8. Population cap	\$196,350.00
9. Adjusted subtotal (<i>lesser of Line 7 or Line 8</i>)	\$0.00
10. Adjacent site incentive payment	\$0.00
11. Baseload incentive payment	\$0.00
12. Co-generation incentive payment	\$0.00
13. Alternative energy incentive payment	\$0.00
14. Total incentive payments (<i>sum of Lines 10 through 13</i>)	\$0.00
15. Spent nuclear fuel payment	\$0.00
16. Total Utility Aid – this is the utility aid payment listed on the front of the estimate (<i>sum of Lines 9, 14 and 15</i>)	\$0.00

Supplemental County and Municipal Aid

- Under state law, supplemental county and municipal aid paid to each county and municipality is determined by 2023 Wisconsin Act 12 (sec. 79.037, Wis. Stats.)
- For detailed information, review [county and municipal aid spreadsheet](#)

Supplemental County and Municipal Aid Calculation	
1. Prior year supplemental county and municipal aid	\$37,815.77
2. Increase due to sales tax revenue including adjustments (<i>district changes</i>)	\$869.76
3. Total Supplemental County and Municipal Aid (<i>sum of Lines 1 and 2</i>)	\$38,685.53

Expenditure Restraint Incentive Program

- Only municipalities are eligible to receive Expenditure Restraint Incentive Program (ERIP) payments
- Under state law, in 2025, each municipality will receive a payment that is equal to the amount of the payment received by the municipality in 2024 (sec. 79.05(4), Wis. Stats., from 2023 WI Act 12 – notwithstanding subs. (2) and (3))

Contact Information

If you have questions, contact us at lgs@wisconsin.gov, (608) 266-8618 or (608) 261-5167.



State of Wisconsin • DEPARTMENT OF REVENUE

DIVISION OF STATE AND LOCAL FINANCE • BUREAU OF LOCAL GOVERNMENT SERVICES • 2135 RIMROCK RD MADISON, WI 53713

Mailing Address:
PO Box 8971 #6-97
Madison WI 53708-8971
Fax: (608) 264-6887
lgs@wisconsin.gov

September 13, 2024

DOUG HINES
TOWN OF HELVETIA
E3803 STATE RD 161
IOLA WI 54945-9776

Notice of Shared Revenue – 2025 Original Estimate

Notice Information

The Wisconsin Department of Revenue (DOR) is providing the **estimated** shared revenue amounts your local government will receive in 2025 under current state law for county and municipal aid, supplemental county and municipal aid, utility aid and the expenditure restraint incentive program. This does not include adjustments, shown on the July and November payment notices.

District	TOWN OF HELVETIA	County	WAUPACA	Co-muni code	68-016
-----------------	------------------	---------------	---------	---------------------	--------

Estimate Information

For an explanation of each aid payment listed below, review the additional information in this notice.

2025 Original Estimate	
1. County and municipal aid	\$13,283.55
2. Utility aid	\$0.00
3. Supplemental county and municipal aid	\$42,793.26
4. Expenditure restraint incentive program	\$0.00
5. Total Estimated 2025 Payments (sum of Lines 1-4)	\$56,076.81

Payment Information

Your local government will receive two distributions in 2025 :

- July 28, 2025: 15% of Line 1, 2, and 3 and 100% of Line 4 (*shown above*)
- November 17, 2025: balance of your 2025 aid payments

County and Municipal Aid

Under state law, the county and municipal aid paid to each county and municipality must be equal to the amount determined in 2012 (sec. 79.036, Wis. Stats.) and adjusted for fallen protective services insurance reimbursement (sec. 79.036(4), Wis. Stats.).

County and Municipal Aid Calculation	
1. Prior year county and municipal aid	\$12,985.84
2. Increase due to sales tax revenue, including adjustments (<i>district changes</i>)	\$298.67
3. Fallen protective services insurance adjustment	-\$0.96
4. Fallen protective services insurance reimbursement (<i>reported to DOR</i>)	\$0.00
5. Total County and Municipal Aid (sum of Lines 1-4)	\$13,283.55

Utility Aid

- Under state law, utility aid is distributed to each county and municipality where tax-exempt utility property is located (sec. 79.04, Wis. Stats.)
- Utility companies report utility property information to DOR annually
- DOR uses the provided information to accurately calculate utility aid (*shown below*)

Utility Aid Calculation	
1. Net book value, <i>as of December 31, 2024 (including expected additions/retirements)</i>	\$0.00
2. Total net book value payment	\$0.00
3. Minimum payment	\$0.00
4. Megawatt capacity	0.0
5. Megawatt capacity payment	\$0.00
6. Closed/decommissioned production plant (phased down) payment	\$0.00
7. Subtotal (<i>sum of Lines 2, 3, 5 and 6</i>)	\$0.00
8. Population cap	\$300,900.00
9. Adjusted subtotal (<i>lesser of Line 7 or Line 8</i>)	\$0.00
10. Adjacent site incentive payment	\$0.00
11. Baseload incentive payment	\$0.00
12. Co-generation incentive payment	\$0.00
13. Alternative energy incentive payment	\$0.00
14. Total incentive payments (<i>sum of Lines 10 through 13</i>)	\$0.00
15. Spent nuclear fuel payment	\$0.00
16. Total Utility Aid – this is the utility aid payment listed on the front of the estimate (<i>sum of Lines 9, 14 and 15</i>)	\$0.00

Supplemental County and Municipal Aid

- Under state law, supplemental county and municipal aid paid to each county and municipality is determined by 2023 Wisconsin Act 12 (sec. 79.037, Wis. Stats.)
- For detailed information, review [county and municipal aid spreadsheet](#)

Supplemental County and Municipal Aid Calculation	
1. Prior year supplemental county and municipal aid	\$41,831.14
2. Increase due to sales tax revenue including adjustments (<i>district changes</i>)	\$962.12
3. Total Supplemental County and Municipal Aid (<i>sum of Lines 1 and 2</i>)	\$42,793.26

Expenditure Restraint Incentive Program

- Only municipalities are eligible to receive Expenditure Restraint Incentive Program (ERIP) payments
- Under state law, in 2025, each municipality will receive a payment that is equal to the amount of the payment received by the municipality in 2024 (sec. 79.05(4), Wis. Stats., from 2023 WI Act 12 – notwithstanding subs. (2) and (3))

Contact Information

If you have questions, contact us at lgs@wisconsin.gov, (608) 266-8618 or (608) 261-5167.



State of Wisconsin • DEPARTMENT OF REVENUE

DIVISION OF STATE AND LOCAL FINANCE • BUREAU OF LOCAL GOVERNMENT SERVICES • 2135 RIMROCK RD MADISON, WI 53713

Mailing Address:
PO Box 8971 #6-97
Madison WI 53708-8971
Fax: (608) 264-6887
lgs@wisconsin.gov

September 13, 2024

STEVEN MADSON
TOWN OF IOLA
E1341 MADSON ROAD
IOLA WI 54945

Notice of Shared Revenue – 2025 Original Estimate

Notice Information

The Wisconsin Department of Revenue (DOR) is providing the **estimated** shared revenue amounts your local government will receive in 2025 under current state law for county and municipal aid, supplemental county and municipal aid, utility aid and the expenditure restraint incentive program. This does not include adjustments, shown on the July and November payment notices.

District	TOWN OF IOLA	County	WAUPACA	Co-muni code	68-018
-----------------	--------------	---------------	---------	---------------------	--------

Estimate Information

For an explanation of each aid payment listed below, review the additional information in this notice.

2025 Original Estimate	
1. County and municipal aid	\$8,598.97
2. Utility aid	\$311.47
3. Supplemental county and municipal aid	\$46,831.03
4. Expenditure restraint incentive program	\$0.00
5. Total Estimated 2025 Payments (sum of Lines 1-4)	\$55,741.47

Payment Information

Your local government will receive two distributions in 2025 :

- July 28, 2025: 15% of Line 1, 2, and 3 and 100% of Line 4 (*shown above*)
- November 17, 2025: balance of your 2025 aid payments

County and Municipal Aid

Under state law, the county and municipal aid paid to each county and municipality must be equal to the amount determined in 2012 (sec. 79.036, Wis. Stats.) and adjusted for fallen protective services insurance reimbursement (sec. 79.036(4), Wis. Stats.).

County and Municipal Aid Calculation	
1. Prior year county and municipal aid	\$8,406.25
2. Increase due to sales tax revenue, including adjustments (<i>district changes</i>)	\$193.34
3. Fallen protective services insurance adjustment	-\$0.62
4. Fallen protective services insurance reimbursement (<i>reported to DOR</i>)	\$0.00
5. Total County and Municipal Aid (sum of Lines 1-4)	\$8,598.97

Utility Aid

- Under state law, utility aid is distributed to each county and municipality where tax-exempt utility property is located (sec. 79.04, Wis. Stats.)
- Utility companies report utility property information to DOR annually
- DOR uses the provided information to accurately calculate utility aid (*shown below*)

Utility Aid Calculation	
1. Net book value, as of December 31, 2024 (including expected additions/retirements)	\$103,824.00
2. Total net book value payment	\$311.47
3. Minimum payment	\$0.00
4. Megawatt capacity	0.0
5. Megawatt capacity payment	\$0.00
6. Closed/decommissioned production plant (phased down) payment	\$0.00
7. Subtotal (sum of Lines 2, 3, 5 and 6)	\$311.47
8. Population cap	\$393,125.00
9. Adjusted subtotal (lesser of Line 7 or Line 8)	\$311.47
10. Adjacent site incentive payment	\$0.00
11. Baseload incentive payment	\$0.00
12. Co-generation incentive payment	\$0.00
13. Alternative energy incentive payment	\$0.00
14. Total incentive payments (sum of Lines 10 through 13)	\$0.00
15. Spent nuclear fuel payment	\$0.00
16. Total Utility Aid – this is the utility aid payment listed on the front of the estimate (sum of Lines 9, 14 and 15)	\$311.47

Supplemental County and Municipal Aid

- Under state law, supplemental county and municipal aid paid to each county and municipality is determined by 2023 Wisconsin Act 12 (sec. 79.037, Wis. Stats.)
- For detailed information, review [county and municipal aid spreadsheet](#)

Supplemental County and Municipal Aid Calculation	
1. Prior year supplemental county and municipal aid	\$45,778.13
2. Increase due to sales tax revenue including adjustments (district changes)	\$1,052.90
3. Total Supplemental County and Municipal Aid (sum of Lines 1 and 2)	\$46,831.03

Expenditure Restraint Incentive Program

- Only municipalities are eligible to receive Expenditure Restraint Incentive Program (ERIP) payments
- Under state law, in 2025, each municipality will receive a payment that is equal to the amount of the payment received by the municipality in 2024 (sec. 79.05(4), Wis. Stats., from 2023 WI Act 12 – notwithstanding subs. (2) and (3))

Contact Information

If you have questions, contact us at lgs@wisconsin.gov, (608) 266-8618 or (608) 261-5167.



State of Wisconsin • DEPARTMENT OF REVENUE

DIVISION OF STATE AND LOCAL FINANCE • BUREAU OF LOCAL GOVERNMENT SERVICES • 2135 RIMROCK RD MADISON, WI 53713

Mailing Address:
PO Box 8971 #6-97
Madison WI 53708-8971
Fax: (608) 264-6887
lgs@wisconsin.gov

September 13, 2024

SHARON PINGEL
TOWN OF LARRABEE
E8645 SWAMP ROAD
CLINTONVILLE WI 54929-9103

Notice of Shared Revenue – 2025 Original Estimate

Notice Information

The Wisconsin Department of Revenue (DOR) is providing the **estimated** shared revenue amounts your local government will receive in 2025 under current state law for county and municipal aid, supplemental county and municipal aid, utility aid and the expenditure restraint incentive program. This does not include adjustments, shown on the July and November payment notices.

District	TOWN OF LARRABEE	County	WAUPACA	Co-muni code	68-020
-----------------	------------------	---------------	---------	---------------------	--------

Estimate Information

For an explanation of each aid payment listed below, review the additional information in this notice.

2025 Original Estimate	
1. County and municipal aid	\$55,627.39
2. Utility aid	\$1,953.86
3. Supplemental county and municipal aid	\$52,739.50
4. Expenditure restraint incentive program	\$0.00
5. Total Estimated 2025 Payments (sum of Lines 1-4)	\$110,320.75

Payment Information

Your local government will receive two distributions in 2025 :

- July 28, 2025: 15% of Line 1, 2, and 3 and 100% of Line 4 (*shown above*)
- November 17, 2025: balance of your 2025 aid payments

County and Municipal Aid

Under state law, the county and municipal aid paid to each county and municipality must be equal to the amount determined in 2012 (sec. 79.036, Wis. Stats.) and adjusted for fallen protective services insurance reimbursement (sec. 79.036(4), Wis. Stats.).

County and Municipal Aid Calculation	
1. Prior year county and municipal aid	\$54,380.66
2. Increase due to sales tax revenue, including adjustments (<i>district changes</i>)	\$1,250.75
3. Fallen protective services insurance adjustment	-\$4.02
4. Fallen protective services insurance reimbursement (<i>reported to DOR</i>)	\$0.00
5. Total County and Municipal Aid (sum of Lines 1-4)	\$55,627.39

Utility Aid

- Under state law, utility aid is distributed to each county and municipality where tax-exempt utility property is located (sec. 79.04, Wis. Stats.)
- Utility companies report utility property information to DOR annually
- DOR uses the provided information to accurately calculate utility aid (*shown below*)

Utility Aid Calculation	
1. Net book value, <i>as of December 31, 2024 (including expected additions/retirements)</i>	\$651,288.00
2. Total net book value payment	\$1,953.86
3. Minimum payment	\$0.00
4. Megawatt capacity	0.0
5. Megawatt capacity payment	\$0.00
6. Closed/decommissioned production plant (phased down) payment	\$0.00
7. Subtotal (<i>sum of Lines 2, 3, 5 and 6</i>)	\$1,953.86
8. Population cap	\$538,050.00
9. Adjusted subtotal (<i>lesser of Line 7 or Line 8</i>)	\$1,953.86
10. Adjacent site incentive payment	\$0.00
11. Baseload incentive payment	\$0.00
12. Co-generation incentive payment	\$0.00
13. Alternative energy incentive payment	\$0.00
14. Total incentive payments (<i>sum of Lines 10 through 13</i>)	\$0.00
15. Spent nuclear fuel payment	\$0.00
16. Total Utility Aid – this is the utility aid payment listed on the front of the estimate (<i>sum of Lines 9, 14 and 15</i>)	\$1,953.86

Supplemental County and Municipal Aid

- Under state law, supplemental county and municipal aid paid to each county and municipality is determined by 2023 Wisconsin Act 12 (sec. 79.037, Wis. Stats.)
- For detailed information, review [county and municipal aid spreadsheet](#)

Supplemental County and Municipal Aid Calculation	
1. Prior year supplemental county and municipal aid	\$51,553.76
2. Increase due to sales tax revenue including adjustments (<i>district changes</i>)	\$1,185.74
3. Total Supplemental County and Municipal Aid (<i>sum of Lines 1 and 2</i>)	\$52,739.50

Expenditure Restraint Incentive Program

- Only municipalities are eligible to receive Expenditure Restraint Incentive Program (ERIP) payments
- Under state law, in 2025, each municipality will receive a payment that is equal to the amount of the payment received by the municipality in 2024 (sec. 79.05(4), Wis. Stats., from 2023 WI Act 12 – notwithstanding subs. (2) and (3))

Contact Information

If you have questions, contact us at lgs@wisconsin.gov, (608) 266-8618 or (608) 261-5167.



State of Wisconsin • DEPARTMENT OF REVENUE

DIVISION OF STATE AND LOCAL FINANCE • BUREAU OF LOCAL GOVERNMENT SERVICES • 2135 RIMROCK RD MADISON, WI 53713

Mailing Address:
PO Box 8971 #6-97
Madison WI 53708-8971
Fax: (608) 264-6887
lgs@wisconsin.gov

September 13, 2024

MARY SCHOENROCK
TOWN OF LEBANON
N5844 BUELOW RD
NEW LONDON WI 54961-8502

Notice of Shared Revenue – 2025 Original Estimate

Notice Information

The Wisconsin Department of Revenue (DOR) is providing the **estimated** shared revenue amounts your local government will receive in 2025 under current state law for county and municipal aid, supplemental county and municipal aid, utility aid and the expenditure restraint incentive program. This does not include adjustments, shown on the July and November payment notices.

District	TOWN OF LEBANON	County	WAUPACA	Co-muni code	68-022
-----------------	-----------------	---------------	---------	---------------------	--------

Estimate Information

For an explanation of each aid payment listed below, review the additional information in this notice.

2025 Original Estimate	
1. County and municipal aid	\$39,974.49
2. Utility aid	\$0.00
3. Supplemental county and municipal aid	\$58,576.76
4. Expenditure restraint incentive program	\$0.00
5. Total Estimated 2025 Payments (sum of Lines 1-4)	\$98,551.25

Payment Information

Your local government will receive two distributions in 2025 :

- July 28, 2025: 15% of Line 1, 2, and 3 and 100% of Line 4 (*shown above*)
- November 17, 2025: balance of your 2025 aid payments

County and Municipal Aid

Under state law, the county and municipal aid paid to each county and municipality must be equal to the amount determined in 2012 (sec. 79.036, Wis. Stats.) and adjusted for fallen protective services insurance reimbursement (sec. 79.036(4), Wis. Stats.).

County and Municipal Aid Calculation	
1. Prior year county and municipal aid	\$39,078.57
2. Increase due to sales tax revenue, including adjustments (<i>district changes</i>)	\$898.81
3. Fallen protective services insurance adjustment	-\$2.89
4. Fallen protective services insurance reimbursement (<i>reported to DOR</i>)	\$0.00
5. Total County and Municipal Aid (sum of Lines 1-4)	\$39,974.49

Utility Aid

- Under state law, utility aid is distributed to each county and municipality where tax-exempt utility property is located (sec. 79.04, Wis. Stats.)
- Utility companies report utility property information to DOR annually
- DOR uses the provided information to accurately calculate utility aid (*shown below*)

Utility Aid Calculation	
1. Net book value, <i>as of December 31, 2024 (including expected additions/retirements)</i>	\$0.00
2. Total net book value payment	\$0.00
3. Minimum payment	\$0.00
4. Megawatt capacity	0.0
5. Megawatt capacity payment	\$0.00
6. Closed/decommissioned production plant (phased down) payment	\$0.00
7. Subtotal (<i>sum of Lines 2, 3, 5 and 6</i>)	\$0.00
8. Population cap	\$696,150.00
9. Adjusted subtotal (<i>lesser of Line 7 or Line 8</i>)	\$0.00
10. Adjacent site incentive payment	\$0.00
11. Baseload incentive payment	\$0.00
12. Co-generation incentive payment	\$0.00
13. Alternative energy incentive payment	\$0.00
14. Total incentive payments (<i>sum of Lines 10 through 13</i>)	\$0.00
15. Spent nuclear fuel payment	\$0.00
16. Total Utility Aid – this is the utility aid payment listed on the front of the estimate (<i>sum of Lines 9, 14 and 15</i>)	\$0.00

Supplemental County and Municipal Aid

- Under state law, supplemental county and municipal aid paid to each county and municipality is determined by 2023 Wisconsin Act 12 (sec. 79.037, Wis. Stats.)
- For detailed information, review [county and municipal aid spreadsheet](#)

Supplemental County and Municipal Aid Calculation	
1. Prior year supplemental county and municipal aid	\$57,259.79
2. Increase due to sales tax revenue including adjustments (<i>district changes</i>)	\$1,316.97
3. Total Supplemental County and Municipal Aid (<i>sum of Lines 1 and 2</i>)	\$58,576.76

Expenditure Restraint Incentive Program

- Only municipalities are eligible to receive Expenditure Restraint Incentive Program (ERIP) payments
- Under state law, in 2025, each municipality will receive a payment that is equal to the amount of the payment received by the municipality in 2024 (sec. 79.05(4), Wis. Stats., from 2023 WI Act 12 – notwithstanding subs. (2) and (3))

Contact Information

If you have questions, contact us at lgs@wisconsin.gov, (608) 266-8618 or (608) 261-5167.



State of Wisconsin • DEPARTMENT OF REVENUE

DIVISION OF STATE AND LOCAL FINANCE • BUREAU OF LOCAL GOVERNMENT SERVICES • 2135 RIMROCK RD MADISON, WI 53713

Mailing Address:
PO Box 8971 #6-97
Madison WI 53708-8971
Fax: (608) 264-6887
lgs@wisconsin.gov

September 13, 2024

FAYE NEUMANN
TOWN OF LIND
N1674 COUNTY ROAD A
WAUPACA WI 54981

Notice of Shared Revenue – 2025 Original Estimate

Notice Information

The Wisconsin Department of Revenue (DOR) is providing the **estimated** shared revenue amounts your local government will receive in 2025 under current state law for county and municipal aid, supplemental county and municipal aid, utility aid and the expenditure restraint incentive program. This does not include adjustments, shown on the July and November payment notices.

District	TOWN OF LIND	County	WAUPACA	Co-muni code	68-024
-----------------	--------------	---------------	---------	---------------------	--------

Estimate Information

For an explanation of each aid payment listed below, review the additional information in this notice.

2025 Original Estimate	
1. County and municipal aid	\$29,649.07
2. Utility aid	\$811.34
3. Supplemental county and municipal aid	\$57,838.66
4. Expenditure restraint incentive program	\$0.00
5. Total Estimated 2025 Payments (sum of Lines 1-4)	\$88,299.07

Payment Information

Your local government will receive two distributions in 2025 :

- July 28, 2025: 15% of Line 1, 2, and 3 and 100% of Line 4 (*shown above*)
- November 17, 2025: balance of your 2025 aid payments

County and Municipal Aid

Under state law, the county and municipal aid paid to each county and municipality must be equal to the amount determined in 2012 (sec. 79.036, Wis. Stats.) and adjusted for fallen protective services insurance reimbursement (sec. 79.036(4), Wis. Stats.).

County and Municipal Aid Calculation	
1. Prior year county and municipal aid	\$28,984.57
2. Increase due to sales tax revenue, including adjustments (<i>district changes</i>)	\$666.64
3. Fallen protective services insurance adjustment	-\$2.14
4. Fallen protective services insurance reimbursement (<i>reported to DOR</i>)	\$0.00
5. Total County and Municipal Aid (sum of Lines 1-4)	\$29,649.07

Utility Aid

- Under state law, utility aid is distributed to each county and municipality where tax-exempt utility property is located (sec. 79.04, Wis. Stats.)
- Utility companies report utility property information to DOR annually
- DOR uses the provided information to accurately calculate utility aid (*shown below*)

Utility Aid Calculation	
1. Net book value, <i>as of December 31, 2024 (including expected additions/retirements)</i>	\$270,447.00
2. Total net book value payment	\$811.34
3. Minimum payment	\$0.00
4. Megawatt capacity	0.0
5. Megawatt capacity payment	\$0.00
6. Closed/decommissioned production plant (phased down) payment	\$0.00
7. Subtotal (<i>sum of Lines 2, 3, 5 and 6</i>)	\$811.34
8. Population cap	\$660,450.00
9. Adjusted subtotal (<i>lesser of Line 7 or Line 8</i>)	\$811.34
10. Adjacent site incentive payment	\$0.00
11. Baseload incentive payment	\$0.00
12. Co-generation incentive payment	\$0.00
13. Alternative energy incentive payment	\$0.00
14. Total incentive payments (<i>sum of Lines 10 through 13</i>)	\$0.00
15. Spent nuclear fuel payment	\$0.00
16. Total Utility Aid – this is the utility aid payment listed on the front of the estimate (<i>sum of Lines 9, 14 and 15</i>)	\$811.34

Supplemental County and Municipal Aid

- Under state law, supplemental county and municipal aid paid to each county and municipality is determined by 2023 Wisconsin Act 12 (sec. 79.037, Wis. Stats.)
- For detailed information, review [county and municipal aid spreadsheet](#)

Supplemental County and Municipal Aid Calculation	
1. Prior year supplemental county and municipal aid	\$56,538.28
2. Increase due to sales tax revenue including adjustments (<i>district changes</i>)	\$1,300.38
3. Total Supplemental County and Municipal Aid (<i>sum of Lines 1 and 2</i>)	\$57,838.66

Expenditure Restraint Incentive Program

- Only municipalities are eligible to receive Expenditure Restraint Incentive Program (ERIP) payments
- Under state law, in 2025, each municipality will receive a payment that is equal to the amount of the payment received by the municipality in 2024 (sec. 79.05(4), Wis. Stats., from 2023 WI Act 12 – notwithstanding subs. (2) and (3))

Contact Information

If you have questions, contact us at lgs@wisconsin.gov, (608) 266-8618 or (608) 261-5167.



State of Wisconsin • DEPARTMENT OF REVENUE

DIVISION OF STATE AND LOCAL FINANCE • BUREAU OF LOCAL GOVERNMENT SERVICES • 2135 RIMROCK RD MADISON, WI 53713

Mailing Address:
PO Box 8971 #6-97
Madison WI 53708-8971
Fax: (608) 264-6887
lgs@wisconsin.gov

September 13, 2024

JACKIE BEYER
TOWN OF LITTLE WOLF
E5895 CTY RD B
MANAWA WI 54949-8849

Notice of Shared Revenue – 2025 Original Estimate

Notice Information

The Wisconsin Department of Revenue (DOR) is providing the **estimated** shared revenue amounts your local government will receive in 2025 under current state law for county and municipal aid, supplemental county and municipal aid, utility aid and the expenditure restraint incentive program. This does not include adjustments, shown on the July and November payment notices.

District	TOWN OF LITTLE WOLF	County	WAUPACA	Co-muni code	68-026
-----------------	---------------------	---------------	---------	---------------------	--------

Estimate Information

For an explanation of each aid payment listed below, review the additional information in this notice.

2025 Original Estimate	
1. County and municipal aid	\$48,310.78
2. Utility aid	\$5,672.81
3. Supplemental county and municipal aid	\$54,714.14
4. Expenditure restraint incentive program	\$0.00
5. Total Estimated 2025 Payments (sum of Lines 1-4)	\$108,697.73

Payment Information

Your local government will receive two distributions in 2025 :

- July 28, 2025: 15% of Line 1, 2, and 3 and 100% of Line 4 (*shown above*)
- November 17, 2025: balance of your 2025 aid payments

County and Municipal Aid

Under state law, the county and municipal aid paid to each county and municipality must be equal to the amount determined in 2012 (sec. 79.036, Wis. Stats.) and adjusted for fallen protective services insurance reimbursement (sec. 79.036(4), Wis. Stats.).

County and Municipal Aid Calculation	
1. Prior year county and municipal aid	\$47,228.03
2. Increase due to sales tax revenue, including adjustments (<i>district changes</i>)	\$1,086.24
3. Fallen protective services insurance adjustment	-\$3.49
4. Fallen protective services insurance reimbursement (<i>reported to DOR</i>)	\$0.00
5. Total County and Municipal Aid (sum of Lines 1-4)	\$48,310.78

Utility Aid

- Under state law, utility aid is distributed to each county and municipality where tax-exempt utility property is located (sec. 79.04, Wis. Stats.)
- Utility companies report utility property information to DOR annually
- DOR uses the provided information to accurately calculate utility aid (*shown below*)

Utility Aid Calculation	
1. Net book value, as of December 31, 2024 (including expected additions/retirements)	\$1,890,936.00
2. Total net book value payment	\$5,672.81
3. Minimum payment	\$0.00
4. Megawatt capacity	0.0
5. Megawatt capacity payment	\$0.00
6. Closed/decommissioned production plant (phased down) payment	\$0.00
7. Subtotal (sum of Lines 2, 3, 5 and 6)	\$5,672.81
8. Population cap	\$592,450.00
9. Adjusted subtotal (lesser of Line 7 or Line 8)	\$5,672.81
10. Adjacent site incentive payment	\$0.00
11. Baseload incentive payment	\$0.00
12. Co-generation incentive payment	\$0.00
13. Alternative energy incentive payment	\$0.00
14. Total incentive payments (sum of Lines 10 through 13)	\$0.00
15. Spent nuclear fuel payment	\$0.00
16. Total Utility Aid – this is the utility aid payment listed on the front of the estimate (sum of Lines 9, 14 and 15)	\$5,672.81

Supplemental County and Municipal Aid

- Under state law, supplemental county and municipal aid paid to each county and municipality is determined by 2023 Wisconsin Act 12 (sec. 79.037, Wis. Stats.)
- For detailed information, review [county and municipal aid spreadsheet](#)

Supplemental County and Municipal Aid Calculation	
1. Prior year supplemental county and municipal aid	\$53,484.01
2. Increase due to sales tax revenue including adjustments (district changes)	\$1,230.13
3. Total Supplemental County and Municipal Aid (sum of Lines 1 and 2)	\$54,714.14

Expenditure Restraint Incentive Program

- Only municipalities are eligible to receive Expenditure Restraint Incentive Program (ERIP) payments
- Under state law, in 2025, each municipality will receive a payment that is equal to the amount of the payment received by the municipality in 2024 (sec. 79.05(4), Wis. Stats., from 2023 WI Act 12 – notwithstanding subs. (2) and (3))

Contact Information

If you have questions, contact us at lgs@wisconsin.gov, (608) 266-8618 or (608) 261-5167.



State of Wisconsin • DEPARTMENT OF REVENUE

DIVISION OF STATE AND LOCAL FINANCE • BUREAU OF LOCAL GOVERNMENT SERVICES • 2135 RIMROCK RD MADISON, WI 53713

Mailing Address:
PO Box 8971 #6-97
Madison WI 53708-8971
Fax: (608) 264-6887
lgs@wisconsin.gov

September 13, 2024

MICHAEL MEHLBERG
TOWN OF MATTESON
E10951 LUNDT ROAD
CLINTONVILLE WI 54929

Notice of Shared Revenue – 2025 Original Estimate

Notice Information

The Wisconsin Department of Revenue (DOR) is providing the **estimated** shared revenue amounts your local government will receive in 2025 under current state law for county and municipal aid, supplemental county and municipal aid, utility aid and the expenditure restraint incentive program. This does not include adjustments, shown on the July and November payment notices.

District	TOWN OF MATTESON	County	WAUPACA	Co-muni code	68-028
-----------------	------------------	---------------	---------	---------------------	--------

Estimate Information

For an explanation of each aid payment listed below, review the additional information in this notice.

2025 Original Estimate	
1. County and municipal aid	\$38,850.24
2. Utility aid	\$368.60
3. Supplemental county and municipal aid	\$46,418.72
4. Expenditure restraint incentive program	\$0.00
5. Total Estimated 2025 Payments (sum of Lines 1-4)	\$85,637.56

Payment Information

Your local government will receive two distributions in 2025 :

- July 28, 2025: 15% of Line 1, 2, and 3 and 100% of Line 4 (*shown above*)
- November 17, 2025: balance of your 2025 aid payments

County and Municipal Aid

Under state law, the county and municipal aid paid to each county and municipality must be equal to the amount determined in 2012 (sec. 79.036, Wis. Stats.) and adjusted for fallen protective services insurance reimbursement (sec. 79.036(4), Wis. Stats.).

County and Municipal Aid Calculation	
1. Prior year county and municipal aid	\$37,979.52
2. Increase due to sales tax revenue, including adjustments (<i>district changes</i>)	\$873.53
3. Fallen protective services insurance adjustment	-\$2.81
4. Fallen protective services insurance reimbursement (<i>reported to DOR</i>)	\$0.00
5. Total County and Municipal Aid (sum of Lines 1-4)	\$38,850.24

Utility Aid

- Under state law, utility aid is distributed to each county and municipality where tax-exempt utility property is located (sec. 79.04, Wis. Stats.)
- Utility companies report utility property information to DOR annually
- DOR uses the provided information to accurately calculate utility aid (*shown below*)

Utility Aid Calculation	
1. Net book value, <i>as of December 31, 2024 (including expected additions/retirements)</i>	\$122,868.00
2. Total net book value payment	\$368.60
3. Minimum payment	\$0.00
4. Megawatt capacity	0.0
5. Megawatt capacity payment	\$0.00
6. Closed/decommissioned production plant (phased down) payment	\$0.00
7. Subtotal (<i>sum of Lines 2, 3, 5 and 6</i>)	\$368.60
8. Population cap	\$386,750.00
9. Adjusted subtotal (<i>lesser of Line 7 or Line 8</i>)	\$368.60
10. Adjacent site incentive payment	\$0.00
11. Baseload incentive payment	\$0.00
12. Co-generation incentive payment	\$0.00
13. Alternative energy incentive payment	\$0.00
14. Total incentive payments (<i>sum of Lines 10 through 13</i>)	\$0.00
15. Spent nuclear fuel payment	\$0.00
16. Total Utility Aid – this is the utility aid payment listed on the front of the estimate (<i>sum of Lines 9, 14 and 15</i>)	\$368.60

Supplemental County and Municipal Aid

- Under state law, supplemental county and municipal aid paid to each county and municipality is determined by 2023 Wisconsin Act 12 (sec. 79.037, Wis. Stats.)
- For detailed information, review [county and municipal aid spreadsheet](#)

Supplemental County and Municipal Aid Calculation	
1. Prior year supplemental county and municipal aid	\$45,375.09
2. Increase due to sales tax revenue including adjustments (<i>district changes</i>)	\$1,043.63
3. Total Supplemental County and Municipal Aid (<i>sum of Lines 1 and 2</i>)	\$46,418.72

Expenditure Restraint Incentive Program

- Only municipalities are eligible to receive Expenditure Restraint Incentive Program (ERIP) payments
- Under state law, in 2025, each municipality will receive a payment that is equal to the amount of the payment received by the municipality in 2024 (sec. 79.05(4), Wis. Stats., from 2023 WI Act 12 – notwithstanding subs. (2) and (3))

Contact Information

If you have questions, contact us at lgs@wisconsin.gov, (608) 266-8618 or (608) 261-5167.



State of Wisconsin • DEPARTMENT OF REVENUE

DIVISION OF STATE AND LOCAL FINANCE • BUREAU OF LOCAL GOVERNMENT SERVICES • 2135 RIMROCK RD MADISON, WI 53713

Mailing Address:
PO Box 8971 #6-97
Madison WI 53708-8971
Fax: (608) 264-6887
lgs@wisconsin.gov

September 13, 2024

JEANNETTE ZIELINSKI
TOWN OF MUKWA
E8514 WEYAUWEGA RD
NEW LONDON WI 54961

Notice of Shared Revenue – 2025 Original Estimate

Notice Information

The Wisconsin Department of Revenue (DOR) is providing the **estimated** shared revenue amounts your local government will receive in 2025 under current state law for county and municipal aid, supplemental county and municipal aid, utility aid and the expenditure restraint incentive program. This does not include adjustments, shown on the July and November payment notices.

District	TOWN OF MUKWA	County	WAUPACA	Co-muni code	68-030
-----------------	---------------	---------------	---------	---------------------	--------

Estimate Information

For an explanation of each aid payment listed below, review the additional information in this notice.

2025 Original Estimate	
1. County and municipal aid	\$45,890.40
2. Utility aid	\$1,082.08
3. Supplemental county and municipal aid	\$79,296.10
4. Expenditure restraint incentive program	\$0.00
5. Total Estimated 2025 Payments (sum of Lines 1-4)	\$126,268.58

Payment Information

Your local government will receive two distributions in 2025 :

- July 28, 2025: 15% of Line 1, 2, and 3 and 100% of Line 4 (*shown above*)
- November 17, 2025: balance of your 2025 aid payments

County and Municipal Aid

Under state law, the county and municipal aid paid to each county and municipality must be equal to the amount determined in 2012 (sec. 79.036, Wis. Stats.) and adjusted for fallen protective services insurance reimbursement (sec. 79.036(4), Wis. Stats.).

County and Municipal Aid Calculation	
1. Prior year county and municipal aid	\$44,861.90
2. Increase due to sales tax revenue, including adjustments (<i>district changes</i>)	\$1,031.82
3. Fallen protective services insurance adjustment	-\$3.32
4. Fallen protective services insurance reimbursement (<i>reported to DOR</i>)	\$0.00
5. Total County and Municipal Aid (sum of Lines 1-4)	\$45,890.40

Utility Aid

- Under state law, utility aid is distributed to each county and municipality where tax-exempt utility property is located (sec. 79.04, Wis. Stats.)
- Utility companies report utility property information to DOR annually
- DOR uses the provided information to accurately calculate utility aid (*shown below*)

Utility Aid Calculation	
1. Net book value, <i>as of December 31, 2024 (including expected additions/retirements)</i>	\$360,692.00
2. Total net book value payment	\$1,082.08
3. Minimum payment	\$0.00
4. Megawatt capacity	0.0
5. Megawatt capacity payment	\$0.00
6. Closed/decommissioned production plant (phased down) payment	\$0.00
7. Subtotal (<i>sum of Lines 2, 3, 5 and 6</i>)	\$1,082.08
8. Population cap	\$1,204,875.00
9. Adjusted subtotal (<i>lesser of Line 7 or Line 8</i>)	\$1,082.08
10. Adjacent site incentive payment	\$0.00
11. Baseload incentive payment	\$0.00
12. Co-generation incentive payment	\$0.00
13. Alternative energy incentive payment	\$0.00
14. Total incentive payments (<i>sum of Lines 10 through 13</i>)	\$0.00
15. Spent nuclear fuel payment	\$0.00
16. Total Utility Aid – this is the utility aid payment listed on the front of the estimate (<i>sum of Lines 9, 14 and 15</i>)	\$1,082.08

Supplemental County and Municipal Aid

- Under state law, supplemental county and municipal aid paid to each county and municipality is determined by 2023 Wisconsin Act 12 (sec. 79.037, Wis. Stats.)
- For detailed information, review [county and municipal aid spreadsheet](#)

Supplemental County and Municipal Aid Calculation	
1. Prior year supplemental county and municipal aid	\$77,513.29
2. Increase due to sales tax revenue including adjustments (<i>district changes</i>)	\$1,782.81
3. Total Supplemental County and Municipal Aid (<i>sum of Lines 1 and 2</i>)	\$79,296.10

Expenditure Restraint Incentive Program

- Only municipalities are eligible to receive Expenditure Restraint Incentive Program (ERIP) payments
- Under state law, in 2025, each municipality will receive a payment that is equal to the amount of the payment received by the municipality in 2024 (sec. 79.05(4), Wis. Stats., from 2023 WI Act 12 – notwithstanding subs. (2) and (3))

Contact Information

If you have questions, contact us at lgs@wisconsin.gov, (608) 266-8618 or (608) 261-5167.



State of Wisconsin • DEPARTMENT OF REVENUE

DIVISION OF STATE AND LOCAL FINANCE • BUREAU OF LOCAL GOVERNMENT SERVICES • 2135 RIMROCK RD MADISON, WI 53713

Mailing Address:
PO Box 8971 #6-97
Madison WI 53708-8971
Fax: (608) 264-6887
lgs@wisconsin.gov

September 13, 2024

JUDITH DOUD
TOWN OF ROYALTON
E6475 HEINKE RD
E6475 HEINKE RD
NEW LONDON WI 54961-8121

Notice of Shared Revenue – 2025 Original Estimate

Notice Information

The Wisconsin Department of Revenue (DOR) is providing the **estimated** shared revenue amounts your local government will receive in 2025 under current state law for county and municipal aid, supplemental county and municipal aid, utility aid and the expenditure restraint incentive program. This does not include adjustments, shown on the July and November payment notices.

District	TOWN OF ROYALTON	County	WAUPACA	Co-muni code	68-032
-----------------	------------------	---------------	---------	---------------------	--------

Estimate Information

For an explanation of each aid payment listed below, review the additional information in this notice.

2025 Original Estimate	
1. County and municipal aid	\$34,371.41
2. Utility aid	\$3,769.29
3. Supplemental county and municipal aid	\$54,147.53
4. Expenditure restraint incentive program	\$0.00
5. Total Estimated 2025 Payments (sum of Lines 1-4)	\$92,288.23

Payment Information

Your local government will receive two distributions in 2025 :

- July 28, 2025: 15% of Line 1, 2, and 3 and 100% of Line 4 (*shown above*)
- November 17, 2025: balance of your 2025 aid payments

County and Municipal Aid

Under state law, the county and municipal aid paid to each county and municipality must be equal to the amount determined in 2012 (sec. 79.036, Wis. Stats.) and adjusted for fallen protective services insurance reimbursement (sec. 79.036(4), Wis. Stats.).

County and Municipal Aid Calculation	
1. Prior year county and municipal aid	\$33,601.07
2. Increase due to sales tax revenue, including adjustments (<i>district changes</i>)	\$772.82
3. Fallen protective services insurance adjustment	-\$2.48
4. Fallen protective services insurance reimbursement (<i>reported to DOR</i>)	\$0.00
5. Total County and Municipal Aid (sum of Lines 1-4)	\$34,371.41

Utility Aid

- Under state law, utility aid is distributed to each county and municipality where tax-exempt utility property is located (sec. 79.04, Wis. Stats.)
- Utility companies report utility property information to DOR annually
- DOR uses the provided information to accurately calculate utility aid (*shown below*)

Utility Aid Calculation	
1. Net book value, <i>as of December 31, 2024 (including expected additions/retirements)</i>	\$1,256,431.00
2. Total net book value payment	\$3,769.29
3. Minimum payment	\$0.00
4. Megawatt capacity	0.0
5. Megawatt capacity payment	\$0.00
6. Closed/decommissioned production plant (phased down) payment	\$0.00
7. Subtotal (<i>sum of Lines 2, 3, 5 and 6</i>)	\$3,769.29
8. Population cap	\$575,450.00
9. Adjusted subtotal (<i>lesser of Line 7 or Line 8</i>)	\$3,769.29
10. Adjacent site incentive payment	\$0.00
11. Baseload incentive payment	\$0.00
12. Co-generation incentive payment	\$0.00
13. Alternative energy incentive payment	\$0.00
14. Total incentive payments (<i>sum of Lines 10 through 13</i>)	\$0.00
15. Spent nuclear fuel payment	\$0.00
16. Total Utility Aid – this is the utility aid payment listed on the front of the estimate (<i>sum of Lines 9, 14 and 15</i>)	\$3,769.29

Supplemental County and Municipal Aid

- Under state law, supplemental county and municipal aid paid to each county and municipality is determined by 2023 Wisconsin Act 12 (sec. 79.037, Wis. Stats.)
- For detailed information, review [county and municipal aid spreadsheet](#)

Supplemental County and Municipal Aid Calculation	
1. Prior year supplemental county and municipal aid	\$52,930.14
2. Increase due to sales tax revenue including adjustments (<i>district changes</i>)	\$1,217.39
3. Total Supplemental County and Municipal Aid (<i>sum of Lines 1 and 2</i>)	\$54,147.53

Expenditure Restraint Incentive Program

- Only municipalities are eligible to receive Expenditure Restraint Incentive Program (ERIP) payments
- Under state law, in 2025, each municipality will receive a payment that is equal to the amount of the payment received by the municipality in 2024 (sec. 79.05(4), Wis. Stats., from 2023 WI Act 12 – notwithstanding subs. (2) and (3))

Contact Information

If you have questions, contact us at lgs@wisconsin.gov, (608) 266-8618 or (608) 261-5167.



State of Wisconsin • DEPARTMENT OF REVENUE

DIVISION OF STATE AND LOCAL FINANCE • BUREAU OF LOCAL GOVERNMENT SERVICES • 2135 RIMROCK RD MADISON, WI 53713

Mailing Address:
PO Box 8971 #6-97
Madison WI 53708-8971
Fax: (608) 264-6887
lgs@wisconsin.gov

September 13, 2024

JACKIE BEYER
TOWN OF SAINT LAWRENCE
PO BOX 137
OGDENSBURG WI 54962-0137

Notice of Shared Revenue – 2025 Original Estimate

Notice Information

The Wisconsin Department of Revenue (DOR) is providing the **estimated** shared revenue amounts your local government will receive in 2025 under current state law for county and municipal aid, supplemental county and municipal aid, utility aid and the expenditure restraint incentive program. This does not include adjustments, shown on the July and November payment notices.

District	TOWN OF SAINT LAWRENCE	County	WAUPACA	Co-muni code	68-034
-----------------	------------------------	---------------	---------	---------------------	--------

Estimate Information

For an explanation of each aid payment listed below, review the additional information in this notice.

2025 Original Estimate	
1. County and municipal aid	\$33,031.85
2. Utility aid	\$0.00
3. Supplemental county and municipal aid	\$42,930.73
4. Expenditure restraint incentive program	\$0.00
5. Total Estimated 2025 Payments (sum of Lines 1-4)	\$75,962.58

Payment Information

Your local government will receive two distributions in 2025 :

- July 28, 2025: 15% of Line 1, 2, and 3 and 100% of Line 4 (*shown above*)
- November 17, 2025: balance of your 2025 aid payments

County and Municipal Aid

Under state law, the county and municipal aid paid to each county and municipality must be equal to the amount determined in 2012 (sec. 79.036, Wis. Stats.) and adjusted for fallen protective services insurance reimbursement (sec. 79.036(4), Wis. Stats.).

County and Municipal Aid Calculation	
1. Prior year county and municipal aid	\$32,291.54
2. Increase due to sales tax revenue, including adjustments (<i>district changes</i>)	\$742.70
3. Fallen protective services insurance adjustment	-\$2.39
4. Fallen protective services insurance reimbursement (<i>reported to DOR</i>)	\$0.00
5. Total County and Municipal Aid (sum of Lines 1-4)	\$33,031.85

Utility Aid

- Under state law, utility aid is distributed to each county and municipality where tax-exempt utility property is located (sec. 79.04, Wis. Stats.)
- Utility companies report utility property information to DOR annually
- DOR uses the provided information to accurately calculate utility aid (*shown below*)

Utility Aid Calculation	
1. Net book value, <i>as of December 31, 2024 (including expected additions/retirements)</i>	\$0.00
2. Total net book value payment	\$0.00
3. Minimum payment	\$0.00
4. Megawatt capacity	0.0
5. Megawatt capacity payment	\$0.00
6. Closed/decommissioned production plant (phased down) payment	\$0.00
7. Subtotal (<i>sum of Lines 2, 3, 5 and 6</i>)	\$0.00
8. Population cap	\$300,900.00
9. Adjusted subtotal (<i>lesser of Line 7 or Line 8</i>)	\$0.00
10. Adjacent site incentive payment	\$0.00
11. Baseload incentive payment	\$0.00
12. Co-generation incentive payment	\$0.00
13. Alternative energy incentive payment	\$0.00
14. Total incentive payments (<i>sum of Lines 10 through 13</i>)	\$0.00
15. Spent nuclear fuel payment	\$0.00
16. Total Utility Aid – this is the utility aid payment listed on the front of the estimate (<i>sum of Lines 9, 14 and 15</i>)	\$0.00

Supplemental County and Municipal Aid

- Under state law, supplemental county and municipal aid paid to each county and municipality is determined by 2023 Wisconsin Act 12 (sec. 79.037, Wis. Stats.)
- For detailed information, review [county and municipal aid spreadsheet](#)

Supplemental County and Municipal Aid Calculation	
1. Prior year supplemental county and municipal aid	\$41,965.52
2. Increase due to sales tax revenue including adjustments (<i>district changes</i>)	\$965.21
3. Total Supplemental County and Municipal Aid (<i>sum of Lines 1 and 2</i>)	\$42,930.73

Expenditure Restraint Incentive Program

- Only municipalities are eligible to receive Expenditure Restraint Incentive Program (ERIP) payments
- Under state law, in 2025, each municipality will receive a payment that is equal to the amount of the payment received by the municipality in 2024 (sec. 79.05(4), Wis. Stats., from 2023 WI Act 12 – notwithstanding subs. (2) and (3))

Contact Information

If you have questions, contact us at lgs@wisconsin.gov, (608) 266-8618 or (608) 261-5167.



State of Wisconsin • DEPARTMENT OF REVENUE

DIVISION OF STATE AND LOCAL FINANCE • BUREAU OF LOCAL GOVERNMENT SERVICES • 2135 RIMROCK RD MADISON, WI 53713

Mailing Address:
PO Box 8971 #6-97
Madison WI 53708-8971
Fax: (608) 264-6887
lgs@wisconsin.gov

September 13, 2024

BRENDA MAZEMKE
TOWN OF SCANDINAVIA
PO BOX 22
IOLA WI 54945-0022

Notice of Shared Revenue – 2025 Original Estimate

Notice Information

The Wisconsin Department of Revenue (DOR) is providing the **estimated** shared revenue amounts your local government will receive in 2025 under current state law for county and municipal aid, supplemental county and municipal aid, utility aid and the expenditure restraint incentive program. This does not include adjustments, shown on the July and November payment notices.

District	TOWN OF SCANDINAVIA	County	WAUPACA	Co-muni code	68-036
-----------------	---------------------	---------------	---------	---------------------	--------

Estimate Information

For an explanation of each aid payment listed below, review the additional information in this notice.

2025 Original Estimate	
1. County and municipal aid	\$15,609.60
2. Utility aid	\$1,626.96
3. Supplemental county and municipal aid	\$48,772.17
4. Expenditure restraint incentive program	\$0.00
5. Total Estimated 2025 Payments (sum of Lines 1-4)	\$66,008.73

Payment Information

Your local government will receive two distributions in 2025 :

- July 28, 2025: 15% of Line 1, 2, and 3 and 100% of Line 4 (*shown above*)
- November 17, 2025: balance of your 2025 aid payments

County and Municipal Aid

Under state law, the county and municipal aid paid to each county and municipality must be equal to the amount determined in 2012 (sec. 79.036, Wis. Stats.) and adjusted for fallen protective services insurance reimbursement (sec. 79.036(4), Wis. Stats.).

County and Municipal Aid Calculation	
1. Prior year county and municipal aid	\$15,259.76
2. Increase due to sales tax revenue, including adjustments (<i>district changes</i>)	\$350.97
3. Fallen protective services insurance adjustment	-\$1.13
4. Fallen protective services insurance reimbursement (<i>reported to DOR</i>)	\$0.00
5. Total County and Municipal Aid (sum of Lines 1-4)	\$15,609.60

Utility Aid

- Under state law, utility aid is distributed to each county and municipality where tax-exempt utility property is located (sec. 79.04, Wis. Stats.)
- Utility companies report utility property information to DOR annually
- DOR uses the provided information to accurately calculate utility aid (*shown below*)

Utility Aid Calculation	
1. Net book value, <i>as of December 31, 2024 (including expected additions/retirements)</i>	\$542,320.00
2. Total net book value payment	\$1,626.96
3. Minimum payment	\$0.00
4. Megawatt capacity	0.0
5. Megawatt capacity payment	\$0.00
6. Closed/decommissioned production plant (phased down) payment	\$0.00
7. Subtotal (<i>sum of Lines 2, 3, 5 and 6</i>)	\$1,626.96
8. Population cap	\$444,975.00
9. Adjusted subtotal (<i>lesser of Line 7 or Line 8</i>)	\$1,626.96
10. Adjacent site incentive payment	\$0.00
11. Baseload incentive payment	\$0.00
12. Co-generation incentive payment	\$0.00
13. Alternative energy incentive payment	\$0.00
14. Total incentive payments (<i>sum of Lines 10 through 13</i>)	\$0.00
15. Spent nuclear fuel payment	\$0.00
16. Total Utility Aid – this is the utility aid payment listed on the front of the estimate (<i>sum of Lines 9, 14 and 15</i>)	\$1,626.96

Supplemental County and Municipal Aid

- Under state law, supplemental county and municipal aid paid to each county and municipality is determined by 2023 Wisconsin Act 12 (sec. 79.037, Wis. Stats.)
- For detailed information, review [county and municipal aid spreadsheet](#)

Supplemental County and Municipal Aid Calculation	
1. Prior year supplemental county and municipal aid	\$47,675.63
2. Increase due to sales tax revenue including adjustments (<i>district changes</i>)	\$1,096.54
3. Total Supplemental County and Municipal Aid (<i>sum of Lines 1 and 2</i>)	\$48,772.17

Expenditure Restraint Incentive Program

- Only municipalities are eligible to receive Expenditure Restraint Incentive Program (ERIP) payments
- Under state law, in 2025, each municipality will receive a payment that is equal to the amount of the payment received by the municipality in 2024 (sec. 79.05(4), Wis. Stats., from 2023 WI Act 12 – notwithstanding subs. (2) and (3))

Contact Information

If you have questions, contact us at lgs@wisconsin.gov, (608) 266-8618 or (608) 261-5167.



State of Wisconsin • DEPARTMENT OF REVENUE

DIVISION OF STATE AND LOCAL FINANCE • BUREAU OF LOCAL GOVERNMENT SERVICES • 2135 RIMROCK RD MADISON, WI 53713

Mailing Address:
PO Box 8971 #6-97
Madison WI 53708-8971
Fax: (608) 264-6887
lgs@wisconsin.gov

September 13, 2024

KELLY NORTON
TOWN OF UNION
N7543 CHURCH ST
MANAWA WI 54949

Notice of Shared Revenue – 2025 Original Estimate

Notice Information

The Wisconsin Department of Revenue (DOR) is providing the **estimated** shared revenue amounts your local government will receive in 2025 under current state law for county and municipal aid, supplemental county and municipal aid, utility aid and the expenditure restraint incentive program. This does not include adjustments, shown on the July and November payment notices.

District	TOWN OF UNION	County	WAUPACA	Co-muni code	68-038
-----------------	---------------	---------------	---------	---------------------	--------

Estimate Information

For an explanation of each aid payment listed below, review the additional information in this notice.

2025 Original Estimate	
1. County and municipal aid	\$30,310.26
2. Utility aid	\$0.00
3. Supplemental county and municipal aid	\$44,099.22
4. Expenditure restraint incentive program	\$0.00
5. Total Estimated 2025 Payments (sum of Lines 1-4)	\$74,409.48

Payment Information

Your local government will receive two distributions in 2025 :

- July 28, 2025: 15% of Line 1, 2, and 3 and 100% of Line 4 (*shown above*)
- November 17, 2025: balance of your 2025 aid payments

County and Municipal Aid

Under state law, the county and municipal aid paid to each county and municipality must be equal to the amount determined in 2012 (sec. 79.036, Wis. Stats.) and adjusted for fallen protective services insurance reimbursement (sec. 79.036(4), Wis. Stats.).

County and Municipal Aid Calculation	
1. Prior year county and municipal aid	\$29,630.94
2. Increase due to sales tax revenue, including adjustments (<i>district changes</i>)	\$681.51
3. Fallen protective services insurance adjustment	-\$2.19
4. Fallen protective services insurance reimbursement (<i>reported to DOR</i>)	\$0.00
5. Total County and Municipal Aid (sum of Lines 1-4)	\$30,310.26

Utility Aid

- Under state law, utility aid is distributed to each county and municipality where tax-exempt utility property is located (sec. 79.04, Wis. Stats.)
- Utility companies report utility property information to DOR annually
- DOR uses the provided information to accurately calculate utility aid (*shown below*)

Utility Aid Calculation	
1. Net book value, <i>as of December 31, 2024 (including expected additions/retirements)</i>	\$0.00
2. Total net book value payment	\$0.00
3. Minimum payment	\$0.00
4. Megawatt capacity	0.0
5. Megawatt capacity payment	\$0.00
6. Closed/decommissioned production plant (phased down) payment	\$0.00
7. Subtotal (<i>sum of Lines 2, 3, 5 and 6</i>)	\$0.00
8. Population cap	\$335,325.00
9. Adjusted subtotal (<i>lesser of Line 7 or Line 8</i>)	\$0.00
10. Adjacent site incentive payment	\$0.00
11. Baseload incentive payment	\$0.00
12. Co-generation incentive payment	\$0.00
13. Alternative energy incentive payment	\$0.00
14. Total incentive payments (<i>sum of Lines 10 through 13</i>)	\$0.00
15. Spent nuclear fuel payment	\$0.00
16. Total Utility Aid – this is the utility aid payment listed on the front of the estimate (<i>sum of Lines 9, 14 and 15</i>)	\$0.00

Supplemental County and Municipal Aid

- Under state law, supplemental county and municipal aid paid to each county and municipality is determined by 2023 Wisconsin Act 12 (sec. 79.037, Wis. Stats.)
- For detailed information, review [county and municipal aid spreadsheet](#)

Supplemental County and Municipal Aid Calculation	
1. Prior year supplemental county and municipal aid	\$43,107.74
2. Increase due to sales tax revenue including adjustments (<i>district changes</i>)	\$991.48
3. Total Supplemental County and Municipal Aid (<i>sum of Lines 1 and 2</i>)	\$44,099.22

Expenditure Restraint Incentive Program

- Only municipalities are eligible to receive Expenditure Restraint Incentive Program (ERIP) payments
- Under state law, in 2025, each municipality will receive a payment that is equal to the amount of the payment received by the municipality in 2024 (sec. 79.05(4), Wis. Stats., from 2023 WI Act 12 – notwithstanding subs. (2) and (3))

Contact Information

If you have questions, contact us at lgs@wisconsin.gov, (608) 266-8618 or (608) 261-5167.



State of Wisconsin • DEPARTMENT OF REVENUE

DIVISION OF STATE AND LOCAL FINANCE • BUREAU OF LOCAL GOVERNMENT SERVICES • 2135 RIMROCK RD MADISON, WI 53713

Mailing Address:
PO Box 8971 #6-97
Madison WI 53708-8971
Fax: (608) 264-6887
lgs@wisconsin.gov

September 13, 2024

MARY COLDEN
TOWN OF WAUPACA
N3514 COUNTY ROAD E
WAUPACA WI 54981

Notice of Shared Revenue – 2025 Original Estimate

Notice Information

The Wisconsin Department of Revenue (DOR) is providing the **estimated** shared revenue amounts your local government will receive in 2025 under current state law for county and municipal aid, supplemental county and municipal aid, utility aid and the expenditure restraint incentive program. This does not include adjustments, shown on the July and November payment notices.

District	TOWN OF WAUPACA	County	WAUPACA	Co-muni code	68-040
-----------------	-----------------	---------------	---------	---------------------	--------

Estimate Information

For an explanation of each aid payment listed below, review the additional information in this notice.

2025 Original Estimate	
1. County and municipal aid	\$38,015.22
2. Utility aid	\$1,293.14
3. Supplemental county and municipal aid	\$51,296.96
4. Expenditure restraint incentive program	\$0.00
5. Total Estimated 2025 Payments (sum of Lines 1-4)	\$90,605.32

Payment Information

Your local government will receive two distributions in 2025 :

- July 28, 2025: 15% of Line 1, 2, and 3 and 100% of Line 4 (*shown above*)
- November 17, 2025: balance of your 2025 aid payments

County and Municipal Aid

Under state law, the county and municipal aid paid to each county and municipality must be equal to the amount determined in 2012 (sec. 79.036, Wis. Stats.) and adjusted for fallen protective services insurance reimbursement (sec. 79.036(4), Wis. Stats.).

County and Municipal Aid Calculation	
1. Prior year county and municipal aid	\$37,163.22
2. Increase due to sales tax revenue, including adjustments (<i>district changes</i>)	\$854.75
3. Fallen protective services insurance adjustment	-\$2.75
4. Fallen protective services insurance reimbursement (<i>reported to DOR</i>)	\$0.00
5. Total County and Municipal Aid (sum of Lines 1-4)	\$38,015.22

Utility Aid

- Under state law, utility aid is distributed to each county and municipality where tax-exempt utility property is located (sec. 79.04, Wis. Stats.)
- Utility companies report utility property information to DOR annually
- DOR uses the provided information to accurately calculate utility aid (*shown below*)

Utility Aid Calculation	
1. Net book value, <i>as of December 31, 2024 (including expected additions/retirements)</i>	\$431,045.00
2. Total net book value payment	\$1,293.14
3. Minimum payment	\$0.00
4. Megawatt capacity	0.0
5. Megawatt capacity payment	\$0.00
6. Closed/decommissioned production plant (phased down) payment	\$0.00
7. Subtotal (<i>sum of Lines 2, 3, 5 and 6</i>)	\$1,293.14
8. Population cap	\$510,000.00
9. Adjusted subtotal (<i>lesser of Line 7 or Line 8</i>)	\$1,293.14
10. Adjacent site incentive payment	\$0.00
11. Baseload incentive payment	\$0.00
12. Co-generation incentive payment	\$0.00
13. Alternative energy incentive payment	\$0.00
14. Total incentive payments (<i>sum of Lines 10 through 13</i>)	\$0.00
15. Spent nuclear fuel payment	\$0.00
16. Total Utility Aid – this is the utility aid payment listed on the front of the estimate (<i>sum of Lines 9, 14 and 15</i>)	\$1,293.14

Supplemental County and Municipal Aid

- Under state law, supplemental county and municipal aid paid to each county and municipality is determined by 2023 Wisconsin Act 12 (sec. 79.037, Wis. Stats.)
- For detailed information, review [county and municipal aid spreadsheet](#)

Supplemental County and Municipal Aid Calculation	
1. Prior year supplemental county and municipal aid	\$50,143.66
2. Increase due to sales tax revenue including adjustments (<i>district changes</i>)	\$1,153.30
3. Total Supplemental County and Municipal Aid (<i>sum of Lines 1 and 2</i>)	\$51,296.96

Expenditure Restraint Incentive Program

- Only municipalities are eligible to receive Expenditure Restraint Incentive Program (ERIP) payments
- Under state law, in 2025, each municipality will receive a payment that is equal to the amount of the payment received by the municipality in 2024 (sec. 79.05(4), Wis. Stats., from 2023 WI Act 12 – notwithstanding subs. (2) and (3))

Contact Information

If you have questions, contact us at lgs@wisconsin.gov, (608) 266-8618 or (608) 261-5167.



State of Wisconsin • DEPARTMENT OF REVENUE

DIVISION OF STATE AND LOCAL FINANCE • BUREAU OF LOCAL GOVERNMENT SERVICES • 2135 RIMROCK RD MADISON, WI 53713

Mailing Address:
PO Box 8971 #6-97
Madison WI 53708-8971
Fax: (608) 264-6887
lgs@wisconsin.gov

September 13, 2024

SONIALYNN THEDE-KRAMER
TOWN OF WEYAUWEGA
PO BOX 268
WEYAUWEGA WI 54983-0268

Notice of Shared Revenue – 2025 Original Estimate

Notice Information

The Wisconsin Department of Revenue (DOR) is providing the **estimated** shared revenue amounts your local government will receive in 2025 under current state law for county and municipal aid, supplemental county and municipal aid, utility aid and the expenditure restraint incentive program. This does not include adjustments, shown on the July and November payment notices.

District	TOWN OF WEYAUWEGA	County	WAUPACA	Co-muni code	68-042
-----------------	-------------------	---------------	---------	---------------------	--------

Estimate Information

For an explanation of each aid payment listed below, review the additional information in this notice.

2025 Original Estimate	
1. County and municipal aid	\$32,348.86
2. Utility aid	\$0.00
3. Supplemental county and municipal aid	\$40,507.52
4. Expenditure restraint incentive program	\$0.00
5. Total Estimated 2025 Payments (sum of Lines 1-4)	\$72,856.38

Payment Information

Your local government will receive two distributions in 2025 :

- July 28, 2025: 15% of Line 1, 2, and 3 and 100% of Line 4 (*shown above*)
- November 17, 2025: balance of your 2025 aid payments

County and Municipal Aid

Under state law, the county and municipal aid paid to each county and municipality must be equal to the amount determined in 2012 (sec. 79.036, Wis. Stats.) and adjusted for fallen protective services insurance reimbursement (sec. 79.036(4), Wis. Stats.).

County and Municipal Aid Calculation	
1. Prior year county and municipal aid	\$31,623.85
2. Increase due to sales tax revenue, including adjustments (<i>district changes</i>)	\$727.35
3. Fallen protective services insurance adjustment	-\$2.34
4. Fallen protective services insurance reimbursement (<i>reported to DOR</i>)	\$0.00
5. Total County and Municipal Aid (sum of Lines 1-4)	\$32,348.86

Utility Aid

- Under state law, utility aid is distributed to each county and municipality where tax-exempt utility property is located (sec. 79.04, Wis. Stats.)
- Utility companies report utility property information to DOR annually
- DOR uses the provided information to accurately calculate utility aid (*shown below*)

Utility Aid Calculation	
1. Net book value, <i>as of December 31, 2024 (including expected additions/retirements)</i>	\$0.00
2. Total net book value payment	\$0.00
3. Minimum payment	\$0.00
4. Megawatt capacity	0.0
5. Megawatt capacity payment	\$0.00
6. Closed/decommissioned production plant (phased down) payment	\$0.00
7. Subtotal (<i>sum of Lines 2, 3, 5 and 6</i>)	\$0.00
8. Population cap	\$235,025.00
9. Adjusted subtotal (<i>lesser of Line 7 or Line 8</i>)	\$0.00
10. Adjacent site incentive payment	\$0.00
11. Baseload incentive payment	\$0.00
12. Co-generation incentive payment	\$0.00
13. Alternative energy incentive payment	\$0.00
14. Total incentive payments (<i>sum of Lines 10 through 13</i>)	\$0.00
15. Spent nuclear fuel payment	\$0.00
16. Total Utility Aid – this is the utility aid payment listed on the front of the estimate (<i>sum of Lines 9, 14 and 15</i>)	\$0.00

Supplemental County and Municipal Aid

- Under state law, supplemental county and municipal aid paid to each county and municipality is determined by 2023 Wisconsin Act 12 (sec. 79.037, Wis. Stats.)
- For detailed information, review [county and municipal aid spreadsheet](#)

Supplemental County and Municipal Aid Calculation	
1. Prior year supplemental county and municipal aid	\$39,596.79
2. Increase due to sales tax revenue including adjustments (<i>district changes</i>)	\$910.73
3. Total Supplemental County and Municipal Aid (<i>sum of Lines 1 and 2</i>)	\$40,507.52

Expenditure Restraint Incentive Program

- Only municipalities are eligible to receive Expenditure Restraint Incentive Program (ERIP) payments
- Under state law, in 2025, each municipality will receive a payment that is equal to the amount of the payment received by the municipality in 2024 (sec. 79.05(4), Wis. Stats., from 2023 WI Act 12 – notwithstanding subs. (2) and (3))

Contact Information

If you have questions, contact us at lgs@wisconsin.gov, (608) 266-8618 or (608) 261-5167.



State of Wisconsin • DEPARTMENT OF REVENUE

DIVISION OF STATE AND LOCAL FINANCE • BUREAU OF LOCAL GOVERNMENT SERVICES • 2135 RIMROCK RD MADISON, WI 53713

Mailing Address:
PO Box 8971 #6-97
Madison WI 53708-8971
Fax: (608) 264-6887
lgs@wisconsin.gov

September 13, 2024

BRITTANY JASHINSKY
TOWN OF WYOMING
N10791 COUNTY RD J
TIGERTON WI 54486

Notice of Shared Revenue – 2025 Original Estimate

Notice Information

The Wisconsin Department of Revenue (DOR) is providing the **estimated** shared revenue amounts your local government will receive in 2025 under current state law for county and municipal aid, supplemental county and municipal aid, utility aid and the expenditure restraint incentive program. This does not include adjustments, shown on the July and November payment notices.

District	TOWN OF WYOMING	County	WAUPACA	Co-muni code	68-044
-----------------	-----------------	---------------	---------	---------------------	--------

Estimate Information

For an explanation of each aid payment listed below, review the additional information in this notice.

2025 Original Estimate	
1. County and municipal aid	\$11,932.43
2. Utility aid	\$0.00
3. Supplemental county and municipal aid	\$36,141.22
4. Expenditure restraint incentive program	\$0.00
5. Total Estimated 2025 Payments (sum of Lines 1-4)	\$48,073.65

Payment Information

Your local government will receive two distributions in 2025 :

- July 28, 2025: 15% of Line 1, 2, and 3 and 100% of Line 4 (*shown above*)
- November 17, 2025: balance of your 2025 aid payments

County and Municipal Aid

Under state law, the county and municipal aid paid to each county and municipality must be equal to the amount determined in 2012 (sec. 79.036, Wis. Stats.) and adjusted for fallen protective services insurance reimbursement (sec. 79.036(4), Wis. Stats.).

County and Municipal Aid Calculation	
1. Prior year county and municipal aid	\$11,665.00
2. Increase due to sales tax revenue, including adjustments (<i>district changes</i>)	\$268.29
3. Fallen protective services insurance adjustment	-\$0.86
4. Fallen protective services insurance reimbursement (<i>reported to DOR</i>)	\$0.00
5. Total County and Municipal Aid (sum of Lines 1-4)	\$11,932.43

Utility Aid

- Under state law, utility aid is distributed to each county and municipality where tax-exempt utility property is located (sec. 79.04, Wis. Stats.)
- Utility companies report utility property information to DOR annually
- DOR uses the provided information to accurately calculate utility aid (*shown below*)

Utility Aid Calculation	
1. Net book value, <i>as of December 31, 2024 (including expected additions/retirements)</i>	\$0.00
2. Total net book value payment	\$0.00
3. Minimum payment	\$0.00
4. Megawatt capacity	0.0
5. Megawatt capacity payment	\$0.00
6. Closed/decommissioned production plant (phased down) payment	\$0.00
7. Subtotal (<i>sum of Lines 2, 3, 5 and 6</i>)	\$0.00
8. Population cap	\$136,850.00
9. Adjusted subtotal (<i>lesser of Line 7 or Line 8</i>)	\$0.00
10. Adjacent site incentive payment	\$0.00
11. Baseload incentive payment	\$0.00
12. Co-generation incentive payment	\$0.00
13. Alternative energy incentive payment	\$0.00
14. Total incentive payments (<i>sum of Lines 10 through 13</i>)	\$0.00
15. Spent nuclear fuel payment	\$0.00
16. Total Utility Aid – this is the utility aid payment listed on the front of the estimate (<i>sum of Lines 9, 14 and 15</i>)	\$0.00

Supplemental County and Municipal Aid

- Under state law, supplemental county and municipal aid paid to each county and municipality is determined by 2023 Wisconsin Act 12 (sec. 79.037, Wis. Stats.)
- For detailed information, review [county and municipal aid spreadsheet](#)

Supplemental County and Municipal Aid Calculation	
1. Prior year supplemental county and municipal aid	\$35,328.66
2. Increase due to sales tax revenue including adjustments (<i>district changes</i>)	\$812.56
3. Total Supplemental County and Municipal Aid (<i>sum of Lines 1 and 2</i>)	\$36,141.22

Expenditure Restraint Incentive Program

- Only municipalities are eligible to receive Expenditure Restraint Incentive Program (ERIP) payments
- Under state law, in 2025, each municipality will receive a payment that is equal to the amount of the payment received by the municipality in 2024 (sec. 79.05(4), Wis. Stats., from 2023 WI Act 12 – notwithstanding subs. (2) and (3))

Contact Information

If you have questions, contact us at lgs@wisconsin.gov, (608) 266-8618 or (608) 261-5167.



State of Wisconsin • DEPARTMENT OF REVENUE

DIVISION OF STATE AND LOCAL FINANCE • BUREAU OF LOCAL GOVERNMENT SERVICES • 2135 RIMROCK RD MADISON, WI 53713

Mailing Address:
PO Box 8971 #6-97
Madison WI 53708-8971
Fax: (608) 264-6887
lgs@wisconsin.gov

September 13, 2024

AMY BAZILE
VILLAGE OF BIG FALLS
PO BOX 35, 220 SOUTH MAIN ST.
BIG FALLS WI 54926-0035

Notice of Shared Revenue – 2025 Original Estimate

Notice Information

The Wisconsin Department of Revenue (DOR) is providing the **estimated** shared revenue amounts your local government will receive in 2025 under current state law for county and municipal aid, supplemental county and municipal aid, utility aid and the expenditure restraint incentive program. This does not include adjustments, shown on the July and November payment notices.

District	VILLAGE OF BIG FALLS	County	WAUPACA	Co-muni code	68-106
-----------------	----------------------	---------------	---------	---------------------	--------

Estimate Information

For an explanation of each aid payment listed below, review the additional information in this notice.

2025 Original Estimate	
1. County and municipal aid	\$29,954.01
2. Utility aid	\$0.00
3. Supplemental county and municipal aid	\$31,721.94
4. Expenditure restraint incentive program	\$0.00
5. Total Estimated 2025 Payments (sum of Lines 1-4)	\$61,675.95

Payment Information

Your local government will receive two distributions in 2025 :

- July 28, 2025: 15% of Line 1, 2, and 3 and 100% of Line 4 (*shown above*)
- November 17, 2025: balance of your 2025 aid payments

County and Municipal Aid

Under state law, the county and municipal aid paid to each county and municipality must be equal to the amount determined in 2012 (sec. 79.036, Wis. Stats.) and adjusted for fallen protective services insurance reimbursement (sec. 79.036(4), Wis. Stats.).

County and Municipal Aid Calculation	
1. Prior year county and municipal aid	\$29,282.67
2. Increase due to sales tax revenue, including adjustments (<i>district changes</i>)	\$673.50
3. Fallen protective services insurance adjustment	-\$2.16
4. Fallen protective services insurance reimbursement (<i>reported to DOR</i>)	\$0.00
5. Total County and Municipal Aid (sum of Lines 1-4)	\$29,954.01

Utility Aid

- Under state law, utility aid is distributed to each county and municipality where tax-exempt utility property is located (sec. 79.04, Wis. Stats.)
- Utility companies report utility property information to DOR annually
- DOR uses the provided information to accurately calculate utility aid (*shown below*)

Utility Aid Calculation	
1. Net book value, <i>as of December 31, 2024 (including expected additions/retirements)</i>	\$0.00
2. Total net book value payment	\$0.00
3. Minimum payment	\$0.00
4. Megawatt capacity	0.0
5. Megawatt capacity payment	\$0.00
6. Closed/decommissioned production plant (phased down) payment	\$0.00
7. Subtotal (<i>sum of Lines 2, 3, 5 and 6</i>)	\$0.00
8. Population cap	\$25,075.00
9. Adjusted subtotal (<i>lesser of Line 7 or Line 8</i>)	\$0.00
10. Adjacent site incentive payment	\$0.00
11. Baseload incentive payment	\$0.00
12. Co-generation incentive payment	\$0.00
13. Alternative energy incentive payment	\$0.00
14. Total incentive payments (<i>sum of Lines 10 through 13</i>)	\$0.00
15. Spent nuclear fuel payment	\$0.00
16. Total Utility Aid – this is the utility aid payment listed on the front of the estimate (<i>sum of Lines 9, 14 and 15</i>)	\$0.00

Supplemental County and Municipal Aid

- Under state law, supplemental county and municipal aid paid to each county and municipality is determined by 2023 Wisconsin Act 12 (sec. 79.037, Wis. Stats.)
- For detailed information, review [county and municipal aid spreadsheet](#)

Supplemental County and Municipal Aid Calculation	
1. Prior year supplemental county and municipal aid	\$31,008.74
2. Increase due to sales tax revenue including adjustments (<i>district changes</i>)	\$713.20
3. Total Supplemental County and Municipal Aid (<i>sum of Lines 1 and 2</i>)	\$31,721.94

Expenditure Restraint Incentive Program

- Only municipalities are eligible to receive Expenditure Restraint Incentive Program (ERIP) payments
- Under state law, in 2025, each municipality will receive a payment that is equal to the amount of the payment received by the municipality in 2024 (sec. 79.05(4), Wis. Stats., from 2023 WI Act 12 – notwithstanding subs. (2) and (3))

Contact Information

If you have questions, contact us at lgs@wisconsin.gov, (608) 266-8618 or (608) 261-5167.



State of Wisconsin • DEPARTMENT OF REVENUE

DIVISION OF STATE AND LOCAL FINANCE • BUREAU OF LOCAL GOVERNMENT SERVICES • 2135 RIMROCK RD MADISON, WI 53713

Mailing Address:
PO Box 8971 #6-97
Madison WI 53708-8971
Fax: (608) 264-6887
lgs@wisconsin.gov

September 13, 2024

JOANN POLZIN
VILLAGE OF EMBARRASS
PO BOX 126
EMBARRASS WI 54933-0126

Notice of Shared Revenue – 2025 Original Estimate

Notice Information

The Wisconsin Department of Revenue (DOR) is providing the **estimated** shared revenue amounts your local government will receive in 2025 under current state law for county and municipal aid, supplemental county and municipal aid, utility aid and the expenditure restraint incentive program. This does not include adjustments, shown on the July and November payment notices.

District	VILLAGE OF EMBARRASS	County	WAUPACA	Co-muni code	68-121
-----------------	----------------------	---------------	---------	---------------------	--------

Estimate Information

For an explanation of each aid payment listed below, review the additional information in this notice.

2025 Original Estimate	
1. County and municipal aid	\$98,451.31
2. Utility aid	\$0.00
3. Supplemental county and municipal aid	\$36,760.15
4. Expenditure restraint incentive program	\$0.00
5. Total Estimated 2025 Payments (sum of Lines 1-4)	\$135,211.46

Payment Information

Your local government will receive two distributions in 2025 :

- July 28, 2025: 15% of Line 1, 2, and 3 and 100% of Line 4 (*shown above*)
- November 17, 2025: balance of your 2025 aid payments

County and Municipal Aid

Under state law, the county and municipal aid paid to each county and municipality must be equal to the amount determined in 2012 (sec. 79.036, Wis. Stats.) and adjusted for fallen protective services insurance reimbursement (sec. 79.036(4), Wis. Stats.).

County and Municipal Aid Calculation	
1. Prior year county and municipal aid	\$96,244.79
2. Increase due to sales tax revenue, including adjustments (<i>district changes</i>)	\$2,213.63
3. Fallen protective services insurance adjustment	-\$7.11
4. Fallen protective services insurance reimbursement (<i>reported to DOR</i>)	\$0.00
5. Total County and Municipal Aid (sum of Lines 1-4)	\$98,451.31

Utility Aid

- Under state law, utility aid is distributed to each county and municipality where tax-exempt utility property is located (sec. 79.04, Wis. Stats.)
- Utility companies report utility property information to DOR annually
- DOR uses the provided information to accurately calculate utility aid (*shown below*)

Utility Aid Calculation	
1. Net book value, <i>as of December 31, 2024 (including expected additions/retirements)</i>	\$0.00
2. Total net book value payment	\$0.00
3. Minimum payment	\$0.00
4. Megawatt capacity	0.0
5. Megawatt capacity payment	\$0.00
6. Closed/decommissioned production plant (phased down) payment	\$0.00
7. Subtotal (<i>sum of Lines 2, 3, 5 and 6</i>)	\$0.00
8. Population cap	\$146,200.00
9. Adjusted subtotal (<i>lesser of Line 7 or Line 8</i>)	\$0.00
10. Adjacent site incentive payment	\$0.00
11. Baseload incentive payment	\$0.00
12. Co-generation incentive payment	\$0.00
13. Alternative energy incentive payment	\$0.00
14. Total incentive payments (<i>sum of Lines 10 through 13</i>)	\$0.00
15. Spent nuclear fuel payment	\$0.00
16. Total Utility Aid – this is the utility aid payment listed on the front of the estimate (<i>sum of Lines 9, 14 and 15</i>)	\$0.00

Supplemental County and Municipal Aid

- Under state law, supplemental county and municipal aid paid to each county and municipality is determined by 2023 Wisconsin Act 12 (sec. 79.037, Wis. Stats.)
- For detailed information, review [county and municipal aid spreadsheet](#)

Supplemental County and Municipal Aid Calculation	
1. Prior year supplemental county and municipal aid	\$35,933.68
2. Increase due to sales tax revenue including adjustments (<i>district changes</i>)	\$826.47
3. Total Supplemental County and Municipal Aid (<i>sum of Lines 1 and 2</i>)	\$36,760.15

Expenditure Restraint Incentive Program

- Only municipalities are eligible to receive Expenditure Restraint Incentive Program (ERIP) payments
- Under state law, in 2025, each municipality will receive a payment that is equal to the amount of the payment received by the municipality in 2024 (sec. 79.05(4), Wis. Stats., from 2023 WI Act 12 – notwithstanding subs. (2) and (3))

Contact Information

If you have questions, contact us at lgs@wisconsin.gov, (608) 266-8618 or (608) 261-5167.



State of Wisconsin • DEPARTMENT OF REVENUE

DIVISION OF STATE AND LOCAL FINANCE • BUREAU OF LOCAL GOVERNMENT SERVICES • 2135 RIMROCK RD MADISON, WI 53713

Mailing Address:
PO Box 8971 #6-97
Madison WI 53708-8971
Fax: (608) 264-6887
lgs@wisconsin.gov

September 13, 2024

MEGAN WUNDERLICH
VILLAGE OF FREMONT
PO BOX 278, 317 WOLF RIVER DR
FREMONT WI 54940-0278

Notice of Shared Revenue – 2025 Original Estimate

Notice Information

The Wisconsin Department of Revenue (DOR) is providing the **estimated** shared revenue amounts your local government will receive in 2025 under current state law for county and municipal aid, supplemental county and municipal aid, utility aid and the expenditure restraint incentive program. This does not include adjustments, shown on the July and November payment notices.

District	VILLAGE OF FREMONT	County	WAUPACA	Co-muni code	68-126
-----------------	--------------------	---------------	---------	---------------------	--------

Estimate Information

For an explanation of each aid payment listed below, review the additional information in this notice.

2025 Original Estimate	
1. County and municipal aid	\$30,354.28
2. Utility aid	\$3,259.51
3. Supplemental county and municipal aid	\$42,518.29
4. Expenditure restraint incentive program	\$0.00
5. Total Estimated 2025 Payments (sum of Lines 1-4)	\$76,132.08

Payment Information

Your local government will receive two distributions in 2025 :

- July 28, 2025: 15% of Line 1, 2, and 3 and 100% of Line 4 (*shown above*)
- November 17, 2025: balance of your 2025 aid payments

County and Municipal Aid

Under state law, the county and municipal aid paid to each county and municipality must be equal to the amount determined in 2012 (sec. 79.036, Wis. Stats.) and adjusted for fallen protective services insurance reimbursement (sec. 79.036(4), Wis. Stats.).

County and Municipal Aid Calculation	
1. Prior year county and municipal aid	\$29,673.97
2. Increase due to sales tax revenue, including adjustments (<i>district changes</i>)	\$682.50
3. Fallen protective services insurance adjustment	-\$2.19
4. Fallen protective services insurance reimbursement (<i>reported to DOR</i>)	\$0.00
5. Total County and Municipal Aid (sum of Lines 1-4)	\$30,354.28

Utility Aid

- Under state law, utility aid is distributed to each county and municipality where tax-exempt utility property is located (sec. 79.04, Wis. Stats.)
- Utility companies report utility property information to DOR annually
- DOR uses the provided information to accurately calculate utility aid (*shown below*)

Utility Aid Calculation	
1. Net book value, as of December 31, 2024 (including expected additions/retirements)	\$543,252.00
2. Total net book value payment	\$3,259.51
3. Minimum payment	\$0.00
4. Megawatt capacity	0.0
5. Megawatt capacity payment	\$0.00
6. Closed/decommissioned production plant (phased down) payment	\$0.00
7. Subtotal (sum of Lines 2, 3, 5 and 6)	\$3,259.51
8. Population cap	\$291,550.00
9. Adjusted subtotal (lesser of Line 7 or Line 8)	\$3,259.51
10. Adjacent site incentive payment	\$0.00
11. Baseload incentive payment	\$0.00
12. Co-generation incentive payment	\$0.00
13. Alternative energy incentive payment	\$0.00
14. Total incentive payments (sum of Lines 10 through 13)	\$0.00
15. Spent nuclear fuel payment	\$0.00
16. Total Utility Aid – this is the utility aid payment listed on the front of the estimate (sum of Lines 9, 14 and 15)	\$3,259.51

Supplemental County and Municipal Aid

- Under state law, supplemental county and municipal aid paid to each county and municipality is determined by 2023 Wisconsin Act 12 (sec. 79.037, Wis. Stats.)
- For detailed information, review [county and municipal aid spreadsheet](#)

Supplemental County and Municipal Aid Calculation	
1. Prior year supplemental county and municipal aid	\$41,562.36
2. Increase due to sales tax revenue including adjustments (<i>district changes</i>)	\$955.93
3. Total Supplemental County and Municipal Aid (sum of Lines 1 and 2)	\$42,518.29

Expenditure Restraint Incentive Program

- Only municipalities are eligible to receive Expenditure Restraint Incentive Program (ERIP) payments
- Under state law, in 2025, each municipality will receive a payment that is equal to the amount of the payment received by the municipality in 2024 (sec. 79.05(4), Wis. Stats., from 2023 WI Act 12 – notwithstanding subs. (2) and (3))

Contact Information

If you have questions, contact us at lgs@wisconsin.gov, (608) 266-8618 or (608) 261-5167.



State of Wisconsin • DEPARTMENT OF REVENUE

DIVISION OF STATE AND LOCAL FINANCE • BUREAU OF LOCAL GOVERNMENT SERVICES • 2135 RIMROCK RD MADISON, WI 53713

Mailing Address:
PO Box 8971 #6-97
Madison WI 53708-8971
Fax: (608) 264-6887
lgs@wisconsin.gov

September 13, 2024

LAURA KROGWOLD
VILLAGE OF IOLA
PO BOX 336
IOLA WI 54945-0336

Notice of Shared Revenue – 2025 Original Estimate

Notice Information

The Wisconsin Department of Revenue (DOR) is providing the **estimated** shared revenue amounts your local government will receive in 2025 under current state law for county and municipal aid, supplemental county and municipal aid, utility aid and the expenditure restraint incentive program. This does not include adjustments, shown on the July and November payment notices.

District	VILLAGE OF IOLA	County	WAUPACA	Co-muni code	68-141
-----------------	-----------------	---------------	---------	---------------------	--------

Estimate Information

For an explanation of each aid payment listed below, review the additional information in this notice.

2025 Original Estimate	
1. County and municipal aid	\$175,899.91
2. Utility aid	\$14,333.59
3. Supplemental county and municipal aid	\$52,086.95
4. Expenditure restraint incentive program	\$24,473.05
5. Total Estimated 2025 Payments (sum of Lines 1-4)	\$266,793.50

Payment Information

Your local government will receive two distributions in 2025 :

- July 28, 2025: 15% of Line 1, 2, and 3 and 100% of Line 4 (*shown above*)
- November 17, 2025: balance of your 2025 aid payments

County and Municipal Aid

Under state law, the county and municipal aid paid to each county and municipality must be equal to the amount determined in 2012 (sec. 79.036, Wis. Stats.) and adjusted for fallen protective services insurance reimbursement (sec. 79.036(4), Wis. Stats.).

County and Municipal Aid Calculation	
1. Prior year county and municipal aid	\$171,957.60
2. Increase due to sales tax revenue, including adjustments (<i>district changes</i>)	\$3,955.02
3. Fallen protective services insurance adjustment	-\$12.71
4. Fallen protective services insurance reimbursement (<i>reported to DOR</i>)	\$0.00
5. Total County and Municipal Aid (sum of Lines 1-4)	\$175,899.91

Utility Aid

- Under state law, utility aid is distributed to each county and municipality where tax-exempt utility property is located (sec. 79.04, Wis. Stats.)
- Utility companies report utility property information to DOR annually
- DOR uses the provided information to accurately calculate utility aid (*shown below*)

Utility Aid Calculation	
1. Net book value, <i>as of December 31, 2024 (including expected additions/retirements)</i>	\$2,388,932.00
2. Total net book value payment	\$14,333.59
3. Minimum payment	\$0.00
4. Megawatt capacity	0.0
5. Megawatt capacity payment	\$0.00
6. Closed/decommissioned production plant (phased down) payment	\$0.00
7. Subtotal (<i>sum of Lines 2, 3, 5 and 6</i>)	\$14,333.59
8. Population cap	\$519,775.00
9. Adjusted subtotal (<i>lesser of Line 7 or Line 8</i>)	\$14,333.59
10. Adjacent site incentive payment	\$0.00
11. Baseload incentive payment	\$0.00
12. Co-generation incentive payment	\$0.00
13. Alternative energy incentive payment	\$0.00
14. Total incentive payments (<i>sum of Lines 10 through 13</i>)	\$0.00
15. Spent nuclear fuel payment	\$0.00
16. Total Utility Aid – this is the utility aid payment listed on the front of the estimate (<i>sum of Lines 9, 14 and 15</i>)	\$14,333.59

Supplemental County and Municipal Aid

- Under state law, supplemental county and municipal aid paid to each county and municipality is determined by 2023 Wisconsin Act 12 (sec. 79.037, Wis. Stats.)
- For detailed information, review [county and municipal aid spreadsheet](#)

Supplemental County and Municipal Aid Calculation	
1. Prior year supplemental county and municipal aid	\$50,915.88
2. Increase due to sales tax revenue including adjustments (<i>district changes</i>)	\$1,171.07
3. Total Supplemental County and Municipal Aid (<i>sum of Lines 1 and 2</i>)	\$52,086.95

Expenditure Restraint Incentive Program

- Only municipalities are eligible to receive Expenditure Restraint Incentive Program (ERIP) payments
- Under state law, in 2025, each municipality will receive a payment that is equal to the amount of the payment received by the municipality in 2024 (sec. 79.05(4), Wis. Stats., from 2023 WI Act 12 – notwithstanding subs. (2) and (3))

Contact Information

If you have questions, contact us at lgs@wisconsin.gov, (608) 266-8618 or (608) 261-5167.



State of Wisconsin • DEPARTMENT OF REVENUE

DIVISION OF STATE AND LOCAL FINANCE • BUREAU OF LOCAL GOVERNMENT SERVICES • 2135 RIMROCK RD MADISON, WI 53713

Mailing Address:
PO Box 8971 #6-97
Madison WI 53708-8971
Fax: (608) 264-6887
lgs@wisconsin.gov

September 13, 2024

CINDY PRINSEN
VILLAGE OF OGDENSBURG
PO BOX 135
OGDENSBURG WI 54962-0135

Notice of Shared Revenue – 2025 Original Estimate

Notice Information

The Wisconsin Department of Revenue (DOR) is providing the **estimated** shared revenue amounts your local government will receive in 2025 under current state law for county and municipal aid, supplemental county and municipal aid, utility aid and the expenditure restraint incentive program. This does not include adjustments, shown on the July and November payment notices.

District	VILLAGE OF OGDENSBURG	County	WAUPACA	Co-muni code	68-165
-----------------	-----------------------	---------------	---------	---------------------	--------

Estimate Information

For an explanation of each aid payment listed below, review the additional information in this notice.

2025 Original Estimate	
1. County and municipal aid	\$43,896.08
2. Utility aid	\$0.00
3. Supplemental county and municipal aid	\$33,923.16
4. Expenditure restraint incentive program	\$0.00
5. Total Estimated 2025 Payments (sum of Lines 1-4)	\$77,819.24

Payment Information

Your local government will receive two distributions in 2025 :

- July 28, 2025: 15% of Line 1, 2, and 3 and 100% of Line 4 (*shown above*)
- November 17, 2025: balance of your 2025 aid payments

County and Municipal Aid

Under state law, the county and municipal aid paid to each county and municipality must be equal to the amount determined in 2012 (sec. 79.036, Wis. Stats.) and adjusted for fallen protective services insurance reimbursement (sec. 79.036(4), Wis. Stats.).

County and Municipal Aid Calculation	
1. Prior year county and municipal aid	\$42,912.27
2. Increase due to sales tax revenue, including adjustments (<i>district changes</i>)	\$986.98
3. Fallen protective services insurance adjustment	-\$3.17
4. Fallen protective services insurance reimbursement (<i>reported to DOR</i>)	\$0.00
5. Total County and Municipal Aid (sum of Lines 1-4)	\$43,896.08

Utility Aid

- Under state law, utility aid is distributed to each county and municipality where tax-exempt utility property is located (sec. 79.04, Wis. Stats.)
- Utility companies report utility property information to DOR annually
- DOR uses the provided information to accurately calculate utility aid (*shown below*)

Utility Aid Calculation	
1. Net book value, <i>as of December 31, 2024 (including expected additions/retirements)</i>	\$0.00
2. Total net book value payment	\$0.00
3. Minimum payment	\$0.00
4. Megawatt capacity	0.0
5. Megawatt capacity payment	\$0.00
6. Closed/decommissioned production plant (phased down) payment	\$0.00
7. Subtotal (<i>sum of Lines 2, 3, 5 and 6</i>)	\$0.00
8. Population cap	\$76,075.00
9. Adjusted subtotal (<i>lesser of Line 7 or Line 8</i>)	\$0.00
10. Adjacent site incentive payment	\$0.00
11. Baseload incentive payment	\$0.00
12. Co-generation incentive payment	\$0.00
13. Alternative energy incentive payment	\$0.00
14. Total incentive payments (<i>sum of Lines 10 through 13</i>)	\$0.00
15. Spent nuclear fuel payment	\$0.00
16. Total Utility Aid – this is the utility aid payment listed on the front of the estimate (<i>sum of Lines 9, 14 and 15</i>)	\$0.00

Supplemental County and Municipal Aid

- Under state law, supplemental county and municipal aid paid to each county and municipality is determined by 2023 Wisconsin Act 12 (sec. 79.037, Wis. Stats.)
- For detailed information, review [county and municipal aid spreadsheet](#)

Supplemental County and Municipal Aid Calculation	
1. Prior year supplemental county and municipal aid	\$33,160.47
2. Increase due to sales tax revenue including adjustments (<i>district changes</i>)	\$762.69
3. Total Supplemental County and Municipal Aid (<i>sum of Lines 1 and 2</i>)	\$33,923.16

Expenditure Restraint Incentive Program

- Only municipalities are eligible to receive Expenditure Restraint Incentive Program (ERIP) payments
- Under state law, in 2025, each municipality will receive a payment that is equal to the amount of the payment received by the municipality in 2024 (sec. 79.05(4), Wis. Stats., from 2023 WI Act 12 – notwithstanding subs. (2) and (3))

Contact Information

If you have questions, contact us at lgs@wisconsin.gov, (608) 266-8618 or (608) 261-5167.



State of Wisconsin • DEPARTMENT OF REVENUE

DIVISION OF STATE AND LOCAL FINANCE • BUREAU OF LOCAL GOVERNMENT SERVICES • 2135 RIMROCK RD MADISON, WI 53713

Mailing Address:
PO Box 8971 #6-97
Madison WI 53708-8971
Fax: (608) 264-6887
lgs@wisconsin.gov

September 13, 2024

CAROL KRACO
VILLAGE OF SCANDINAVIA
PO BOX 24
SCANDINAVIA WI 54977

Notice of Shared Revenue – 2025 Original Estimate

Notice Information

The Wisconsin Department of Revenue (DOR) is providing the **estimated** shared revenue amounts your local government will receive in 2025 under current state law for county and municipal aid, supplemental county and municipal aid, utility aid and the expenditure restraint incentive program. This does not include adjustments, shown on the July and November payment notices.

District	VILLAGE OF SCANDINAVIA	County	WAUPACA	Co-muni code	68-181
-----------------	------------------------	---------------	---------	---------------------	--------

Estimate Information

For an explanation of each aid payment listed below, review the additional information in this notice.

2025 Original Estimate	
1. County and municipal aid	\$48,227.00
2. Utility aid	\$0.00
3. Supplemental county and municipal aid	\$37,069.61
4. Expenditure restraint incentive program	\$0.00
5. Total Estimated 2025 Payments (sum of Lines 1-4)	\$85,296.61

Payment Information

Your local government will receive two distributions in 2025 :

- July 28, 2025: 15% of Line 1, 2, and 3 and 100% of Line 4 (*shown above*)
- November 17, 2025: balance of your 2025 aid payments

County and Municipal Aid

Under state law, the county and municipal aid paid to each county and municipality must be equal to the amount determined in 2012 (sec. 79.036, Wis. Stats.) and adjusted for fallen protective services insurance reimbursement (sec. 79.036(4), Wis. Stats.).

County and Municipal Aid Calculation	
1. Prior year county and municipal aid	\$47,146.12
2. Increase due to sales tax revenue, including adjustments (<i>district changes</i>)	\$1,084.36
3. Fallen protective services insurance adjustment	-\$3.48
4. Fallen protective services insurance reimbursement (<i>reported to DOR</i>)	\$0.00
5. Total County and Municipal Aid (sum of Lines 1-4)	\$48,227.00

Utility Aid

- Under state law, utility aid is distributed to each county and municipality where tax-exempt utility property is located (sec. 79.04, Wis. Stats.)
- Utility companies report utility property information to DOR annually
- DOR uses the provided information to accurately calculate utility aid (*shown below*)

Utility Aid Calculation	
1. Net book value, <i>as of December 31, 2024 (including expected additions/retirements)</i>	\$0.00
2. Total net book value payment	\$0.00
3. Minimum payment	\$0.00
4. Megawatt capacity	0.0
5. Megawatt capacity payment	\$0.00
6. Closed/decommissioned production plant (phased down) payment	\$0.00
7. Subtotal (<i>sum of Lines 2, 3, 5 and 6</i>)	\$0.00
8. Population cap	\$157,250.00
9. Adjusted subtotal (<i>lesser of Line 7 or Line 8</i>)	\$0.00
10. Adjacent site incentive payment	\$0.00
11. Baseload incentive payment	\$0.00
12. Co-generation incentive payment	\$0.00
13. Alternative energy incentive payment	\$0.00
14. Total incentive payments (<i>sum of Lines 10 through 13</i>)	\$0.00
15. Spent nuclear fuel payment	\$0.00
16. Total Utility Aid – this is the utility aid payment listed on the front of the estimate (<i>sum of Lines 9, 14 and 15</i>)	\$0.00

Supplemental County and Municipal Aid

- Under state law, supplemental county and municipal aid paid to each county and municipality is determined by 2023 Wisconsin Act 12 (sec. 79.037, Wis. Stats.)
- For detailed information, review [county and municipal aid spreadsheet](#)

Supplemental County and Municipal Aid Calculation	
1. Prior year supplemental county and municipal aid	\$36,236.18
2. Increase due to sales tax revenue including adjustments (<i>district changes</i>)	\$833.43
3. Total Supplemental County and Municipal Aid (<i>sum of Lines 1 and 2</i>)	\$37,069.61

Expenditure Restraint Incentive Program

- Only municipalities are eligible to receive Expenditure Restraint Incentive Program (ERIP) payments
- Under state law, in 2025, each municipality will receive a payment that is equal to the amount of the payment received by the municipality in 2024 (sec. 79.05(4), Wis. Stats., from 2023 WI Act 12 – notwithstanding subs. (2) and (3))

Contact Information

If you have questions, contact us at lgs@wisconsin.gov, (608) 266-8618 or (608) 261-5167.



State of Wisconsin • DEPARTMENT OF REVENUE

DIVISION OF STATE AND LOCAL FINANCE • BUREAU OF LOCAL GOVERNMENT SERVICES • 2135 RIMROCK RD MADISON, WI 53713

Mailing Address:
PO Box 8971 #6-97
Madison WI 53708-8971
Fax: (608) 264-6887
lgs@wisconsin.gov

September 13, 2024

PEGGY JOHNSON
CITY OF CLINTONVILLE
50 10TH ST
CLINTONVILLE WI 54929-1513

Notice of Shared Revenue – 2025 Original Estimate

Notice Information

The Wisconsin Department of Revenue (DOR) is providing the **estimated** shared revenue amounts your local government will receive in 2025 under current state law for county and municipal aid, supplemental county and municipal aid, utility aid and the expenditure restraint incentive program. This does not include adjustments, shown on the July and November payment notices.

District	CITY OF CLINTONVILLE	County	WAUPACA	Co-muni code	68-211
-----------------	----------------------	---------------	---------	---------------------	--------

Estimate Information

For an explanation of each aid payment listed below, review the additional information in this notice.

2025 Original Estimate	
1. County and municipal aid	\$1,216,478.87
2. Utility aid	\$18,583.61
3. Supplemental county and municipal aid	\$243,332.33
4. Expenditure restraint incentive program	\$98,347.02
5. Total Estimated 2025 Payments (sum of Lines 1-4)	\$1,576,741.83

Payment Information

Your local government will receive two distributions in 2025 :

- July 28, 2025: 15% of Line 1, 2, and 3 and 100% of Line 4 (*shown above*)
- November 17, 2025: balance of your 2025 aid payments

County and Municipal Aid

Under state law, the county and municipal aid paid to each county and municipality must be equal to the amount determined in 2012 (sec. 79.036, Wis. Stats.) and adjusted for fallen protective services insurance reimbursement (sec. 79.036(4), Wis. Stats.).

County and Municipal Aid Calculation	
1. Prior year county and municipal aid	\$1,189,214.82
2. Increase due to sales tax revenue, including adjustments (<i>district changes</i>)	\$27,351.94
3. Fallen protective services insurance adjustment	-\$87.89
4. Fallen protective services insurance reimbursement (<i>reported to DOR</i>)	\$0.00
5. Total County and Municipal Aid (sum of Lines 1-4)	\$1,216,478.87

Utility Aid

- Under state law, utility aid is distributed to each county and municipality where tax-exempt utility property is located (sec. 79.04, Wis. Stats.)
- Utility companies report utility property information to DOR annually
- DOR uses the provided information to accurately calculate utility aid (*shown below*)

Utility Aid Calculation	
1. Net book value, <i>as of December 31, 2024 (including expected additions/retirements)</i>	\$3,097,268.00
2. Total net book value payment	\$18,583.61
3. Minimum payment	\$0.00
4. Megawatt capacity	0.0
5. Megawatt capacity payment	\$0.00
6. Closed/decommissioned production plant (phased down) payment	\$0.00
7. Subtotal (<i>sum of Lines 2, 3, 5 and 6</i>)	\$18,583.61
8. Population cap	\$1,991,975.00
9. Adjusted subtotal (<i>lesser of Line 7 or Line 8</i>)	\$18,583.61
10. Adjacent site incentive payment	\$0.00
11. Baseload incentive payment	\$0.00
12. Co-generation incentive payment	\$0.00
13. Alternative energy incentive payment	\$0.00
14. Total incentive payments (<i>sum of Lines 10 through 13</i>)	\$0.00
15. Spent nuclear fuel payment	\$0.00
16. Total Utility Aid – this is the utility aid payment listed on the front of the estimate (<i>sum of Lines 9, 14 and 15</i>)	\$18,583.61

Supplemental County and Municipal Aid

- Under state law, supplemental county and municipal aid paid to each county and municipality is determined by 2023 Wisconsin Act 12 (sec. 79.037, Wis. Stats.)
- For detailed information, review [county and municipal aid spreadsheet](#)

Supplemental County and Municipal Aid Calculation	
1. Prior year supplemental county and municipal aid	\$237,861.52
2. Increase due to sales tax revenue including adjustments (<i>district changes</i>)	\$5,470.81
3. Total Supplemental County and Municipal Aid (<i>sum of Lines 1 and 2</i>)	\$243,332.33

Expenditure Restraint Incentive Program

- Only municipalities are eligible to receive Expenditure Restraint Incentive Program (ERIP) payments
- Under state law, in 2025, each municipality will receive a payment that is equal to the amount of the payment received by the municipality in 2024 (sec. 79.05(4), Wis. Stats., from 2023 WI Act 12 – notwithstanding subs. (2) and (3))

Contact Information

If you have questions, contact us at lgs@wisconsin.gov, (608) 266-8618 or (608) 261-5167.



State of Wisconsin • DEPARTMENT OF REVENUE

DIVISION OF STATE AND LOCAL FINANCE • BUREAU OF LOCAL GOVERNMENT SERVICES • 2135 RIMROCK RD MADISON, WI 53713

Mailing Address:
PO Box 8971 #6-97
Madison WI 53708-8971
Fax: (608) 264-6887
lgs@wisconsin.gov

September 13, 2024

LOGAN HASS
CITY OF MANAWA
PO BOX 248
MANAWA WI 54949-0248

Notice of Shared Revenue – 2025 Original Estimate

Notice Information

The Wisconsin Department of Revenue (DOR) is providing the **estimated** shared revenue amounts your local government will receive in 2025 under current state law for county and municipal aid, supplemental county and municipal aid, utility aid and the expenditure restraint incentive program. This does not include adjustments, shown on the July and November payment notices.

District	CITY OF MANAWA	County	WAUPACA	Co-muni code	68-251
-----------------	----------------	---------------	---------	---------------------	--------

Estimate Information

For an explanation of each aid payment listed below, review the additional information in this notice.

2025 Original Estimate	
1. County and municipal aid	\$285,500.20
2. Utility aid	\$0.00
3. Supplemental county and municipal aid	\$57,108.62
4. Expenditure restraint incentive program	\$31,473.68
5. Total Estimated 2025 Payments (sum of Lines 1-4)	\$374,082.50

Payment Information

Your local government will receive two distributions in 2025 :

- July 28, 2025: 15% of Line 1, 2, and 3 and 100% of Line 4 (*shown above*)
- November 17, 2025: balance of your 2025 aid payments

County and Municipal Aid

Under state law, the county and municipal aid paid to each county and municipality must be equal to the amount determined in 2012 (sec. 79.036, Wis. Stats.) and adjusted for fallen protective services insurance reimbursement (sec. 79.036(4), Wis. Stats.).

County and Municipal Aid Calculation	
1. Prior year county and municipal aid	\$279,101.50
2. Increase due to sales tax revenue, including adjustments (<i>district changes</i>)	\$6,419.33
3. Fallen protective services insurance adjustment	-\$20.63
4. Fallen protective services insurance reimbursement (<i>reported to DOR</i>)	\$0.00
5. Total County and Municipal Aid (sum of Lines 1-4)	\$285,500.20

Utility Aid

- Under state law, utility aid is distributed to each county and municipality where tax-exempt utility property is located (sec. 79.04, Wis. Stats.)
- Utility companies report utility property information to DOR annually
- DOR uses the provided information to accurately calculate utility aid (*shown below*)

Utility Aid Calculation	
1. Net book value, <i>as of December 31, 2024 (including expected additions/retirements)</i>	\$0.00
2. Total net book value payment	\$0.00
3. Minimum payment	\$0.00
4. Megawatt capacity	0.0
5. Megawatt capacity payment	\$0.00
6. Closed/decommissioned production plant (phased down) payment	\$0.00
7. Subtotal (<i>sum of Lines 2, 3, 5 and 6</i>)	\$0.00
8. Population cap	\$611,575.00
9. Adjusted subtotal (<i>lesser of Line 7 or Line 8</i>)	\$0.00
10. Adjacent site incentive payment	\$0.00
11. Baseload incentive payment	\$0.00
12. Co-generation incentive payment	\$0.00
13. Alternative energy incentive payment	\$0.00
14. Total incentive payments (<i>sum of Lines 10 through 13</i>)	\$0.00
15. Spent nuclear fuel payment	\$0.00
16. Total Utility Aid – this is the utility aid payment listed on the front of the estimate (<i>sum of Lines 9, 14 and 15</i>)	\$0.00

Supplemental County and Municipal Aid

- Under state law, supplemental county and municipal aid paid to each county and municipality is determined by 2023 Wisconsin Act 12 (sec. 79.037, Wis. Stats.)
- For detailed information, review [county and municipal aid spreadsheet](#)

Supplemental County and Municipal Aid Calculation	
1. Prior year supplemental county and municipal aid	\$55,824.65
2. Increase due to sales tax revenue including adjustments (<i>district changes</i>)	\$1,283.97
3. Total Supplemental County and Municipal Aid (<i>sum of Lines 1 and 2</i>)	\$57,108.62

Expenditure Restraint Incentive Program

- Only municipalities are eligible to receive Expenditure Restraint Incentive Program (ERIP) payments
- Under state law, in 2025, each municipality will receive a payment that is equal to the amount of the payment received by the municipality in 2024 (sec. 79.05(4), Wis. Stats., from 2023 WI Act 12 – notwithstanding subs. (2) and (3))

Contact Information

If you have questions, contact us at lgs@wisconsin.gov, (608) 266-8618 or (608) 261-5167.



State of Wisconsin • DEPARTMENT OF REVENUE

DIVISION OF STATE AND LOCAL FINANCE • BUREAU OF LOCAL GOVERNMENT SERVICES • 2135 RIMROCK RD MADISON, WI 53713

Mailing Address:
PO Box 8971 #6-97
Madison WI 53708-8971
Fax: (608) 264-6887
lgs@wisconsin.gov

September 13, 2024

MARY ROGERS
CITY OF MARION
PO BOX 127
MARION WI 54950-0127

Notice of Shared Revenue – 2025 Original Estimate

Notice Information

The Wisconsin Department of Revenue (DOR) is providing the **estimated** shared revenue amounts your local government will receive in 2025 under current state law for county and municipal aid, supplemental county and municipal aid, utility aid and the expenditure restraint incentive program. This does not include adjustments, shown on the July and November payment notices.

District	CITY OF MARION	County	WAUPACA	Co-muni code	68-252
-----------------	----------------	---------------	---------	---------------------	--------

Estimate Information

For an explanation of each aid payment listed below, review the additional information in this notice.

2025 Original Estimate	
1. County and municipal aid	\$362,810.48
2. Utility aid	\$11,626.61
3. Supplemental county and municipal aid	\$72,573.00
4. Expenditure restraint incentive program	\$26,525.17
5. Total Estimated 2025 Payments (sum of Lines 1-4)	\$473,535.26

Payment Information

Your local government will receive two distributions in 2025 :

- July 28, 2025: 15% of Line 1, 2, and 3 and 100% of Line 4 (*shown above*)
- November 17, 2025: balance of your 2025 aid payments

County and Municipal Aid

Under state law, the county and municipal aid paid to each county and municipality must be equal to the amount determined in 2012 (sec. 79.036, Wis. Stats.) and adjusted for fallen protective services insurance reimbursement (sec. 79.036(4), Wis. Stats.).

County and Municipal Aid Calculation	
1. Prior year county and municipal aid	\$354,679.07
2. Increase due to sales tax revenue, including adjustments (<i>district changes</i>)	\$8,157.62
3. Fallen protective services insurance adjustment	-\$26.21
4. Fallen protective services insurance reimbursement (<i>reported to DOR</i>)	\$0.00
5. Total County and Municipal Aid (sum of Lines 1-4)	\$362,810.48

Utility Aid

- Under state law, utility aid is distributed to each county and municipality where tax-exempt utility property is located (sec. 79.04, Wis. Stats.)
- Utility companies report utility property information to DOR annually
- DOR uses the provided information to accurately calculate utility aid (*shown below*)

Utility Aid Calculation	
1. Net book value, as of December 31, 2024 (including expected additions/retirements)	\$1,937,769.00
2. Total net book value payment	\$11,626.61
3. Minimum payment	\$0.00
4. Megawatt capacity	0.0
5. Megawatt capacity payment	\$0.00
6. Closed/decommissioned production plant (phased down) payment	\$0.00
7. Subtotal (sum of Lines 2, 3, 5 and 6)	\$11,626.61
8. Population cap	\$556,325.00
9. Adjusted subtotal (lesser of Line 7 or Line 8)	\$11,626.61
10. Adjacent site incentive payment	\$0.00
11. Baseload incentive payment	\$0.00
12. Co-generation incentive payment	\$0.00
13. Alternative energy incentive payment	\$0.00
14. Total incentive payments (sum of Lines 10 through 13)	\$0.00
15. Spent nuclear fuel payment	\$0.00
16. Total Utility Aid – this is the utility aid payment listed on the front of the estimate (sum of Lines 9, 14 and 15)	\$11,626.61

Supplemental County and Municipal Aid

- Under state law, supplemental county and municipal aid paid to each county and municipality is determined by 2023 Wisconsin Act 12 (sec. 79.037, Wis. Stats.)
- For detailed information, review [county and municipal aid spreadsheet](#)

Supplemental County and Municipal Aid Calculation	
1. Prior year supplemental county and municipal aid	\$70,941.35
2. Increase due to sales tax revenue including adjustments (district changes)	\$1,631.65
3. Total Supplemental County and Municipal Aid (sum of Lines 1 and 2)	\$72,573.00

Expenditure Restraint Incentive Program

- Only municipalities are eligible to receive Expenditure Restraint Incentive Program (ERIP) payments
- Under state law, in 2025, each municipality will receive a payment that is equal to the amount of the payment received by the municipality in 2024 (sec. 79.05(4), Wis. Stats., from 2023 WI Act 12 – notwithstanding subs. (2) and (3))

Contact Information

If you have questions, contact us at lgs@wisconsin.gov, (608) 266-8618 or (608) 261-5167.



State of Wisconsin • DEPARTMENT OF REVENUE

DIVISION OF STATE AND LOCAL FINANCE • BUREAU OF LOCAL GOVERNMENT SERVICES • 2135 RIMROCK RD MADISON, WI 53713

Mailing Address:
PO Box 8971 #6-97
Madison WI 53708-8971
Fax: (608) 264-6887
lgs@wisconsin.gov

September 13, 2024

NICOLE RYERSON
CITY OF NEW LONDON
215 N SHAWANO ST
NEW LONDON WI 54961-1147

Notice of Shared Revenue – 2025 Original Estimate

Notice Information

The Wisconsin Department of Revenue (DOR) is providing the **estimated** shared revenue amounts your local government will receive in 2025 under current state law for county and municipal aid, supplemental county and municipal aid, utility aid and the expenditure restraint incentive program. This does not include adjustments, shown on the July and November payment notices.

District	CITY OF NEW LONDON	County	WAUPACA	Co-muni code	68-261
-----------------	--------------------	---------------	---------	---------------------	--------

Estimate Information

For an explanation of each aid payment listed below, review the additional information in this notice.

2025 Original Estimate	
1. County and municipal aid	\$2,018,884.37
2. Utility aid	\$79,898.89
3. Supplemental county and municipal aid	\$467,423.18
4. Expenditure restraint incentive program	\$106,236.64
5. Total Estimated 2025 Payments (sum of Lines 1-4)	\$2,672,443.08

Payment Information

Your local government will receive two distributions in 2025 :

- July 28, 2025: 15% of Line 1, 2, and 3 and 100% of Line 4 (*shown above*)
- November 17, 2025: balance of your 2025 aid payments

County and Municipal Aid

Under state law, the county and municipal aid paid to each county and municipality must be equal to the amount determined in 2012 (sec. 79.036, Wis. Stats.) and adjusted for fallen protective services insurance reimbursement (sec. 79.036(4), Wis. Stats.).

County and Municipal Aid Calculation	
1. Prior year county and municipal aid	\$1,973,636.59
2. Increase due to sales tax revenue, including adjustments (<i>district changes</i>)	\$45,393.64
3. Fallen protective services insurance adjustment	-\$145.86
4. Fallen protective services insurance reimbursement (<i>reported to DOR</i>)	\$0.00
5. Total County and Municipal Aid (sum of Lines 1-4)	\$2,018,884.37

Utility Aid

- Under state law, utility aid is distributed to each county and municipality where tax-exempt utility property is located (sec. 79.04, Wis. Stats.)
- Utility companies report utility property information to DOR annually
- DOR uses the provided information to accurately calculate utility aid (*shown below*)

Utility Aid Calculation	
1. Net book value, <i>as of December 31, 2024 (including expected additions/retirements)</i>	\$13,316,482.00
2. Total net book value payment	\$79,898.89
3. Minimum payment	\$0.00
4. Megawatt capacity	0.0
5. Megawatt capacity payment	\$0.00
6. Closed/decommissioned production plant (phased down) payment	\$0.00
7. Subtotal (<i>sum of Lines 2, 3, 5 and 6</i>)	\$79,898.89
8. Population cap	\$3,233,400.00
9. Adjusted subtotal (<i>lesser of Line 7 or Line 8</i>)	\$79,898.89
10. Adjacent site incentive payment	\$0.00
11. Baseload incentive payment	\$0.00
12. Co-generation incentive payment	\$0.00
13. Alternative energy incentive payment	\$0.00
14. Total incentive payments (<i>sum of Lines 10 through 13</i>)	\$0.00
15. Spent nuclear fuel payment	\$0.00
16. Total Utility Aid – this is the utility aid payment listed on the front of the estimate (<i>sum of Lines 9, 14 and 15</i>)	\$79,898.89

Supplemental County and Municipal Aid

- Under state law, supplemental county and municipal aid paid to each county and municipality is determined by 2023 Wisconsin Act 12 (sec. 79.037, Wis. Stats.)
- For detailed information, review [county and municipal aid spreadsheet](#)

Supplemental County and Municipal Aid Calculation	
1. Prior year supplemental county and municipal aid	\$456,914.15
2. Increase due to sales tax revenue including adjustments (<i>district changes</i>)	\$10,509.03
3. Total Supplemental County and Municipal Aid (<i>sum of Lines 1 and 2</i>)	\$467,423.18

Expenditure Restraint Incentive Program

- Only municipalities are eligible to receive Expenditure Restraint Incentive Program (ERIP) payments
- Under state law, in 2025, each municipality will receive a payment that is equal to the amount of the payment received by the municipality in 2024 (sec. 79.05(4), Wis. Stats., from 2023 WI Act 12 – notwithstanding subs. (2) and (3))

Contact Information

If you have questions, contact us at lgs@wisconsin.gov, (608) 266-8618 or (608) 261-5167.



State of Wisconsin • DEPARTMENT OF REVENUE

DIVISION OF STATE AND LOCAL FINANCE • BUREAU OF LOCAL GOVERNMENT SERVICES • 2135 RIMROCK RD MADISON, WI 53713

Mailing Address:
PO Box 8971 #6-97
Madison WI 53708-8971
Fax: (608) 264-6887
lgs@wisconsin.gov

September 13, 2024

BARB NOWAK
CITY OF WAUPACA
111 S MAIN ST
WAUPACA WI 54981-1521

Notice of Shared Revenue – 2025 Original Estimate

Notice Information

The Wisconsin Department of Revenue (DOR) is providing the **estimated** shared revenue amounts your local government will receive in 2025 under current state law for county and municipal aid, supplemental county and municipal aid, utility aid and the expenditure restraint incentive program. This does not include adjustments, shown on the July and November payment notices.

District	CITY OF WAUPACA	County	WAUPACA	Co-muni code	68-291
-----------------	-----------------	---------------	---------	---------------------	--------

Estimate Information

For an explanation of each aid payment listed below, review the additional information in this notice.

2025 Original Estimate	
1. County and municipal aid	\$891,107.53
2. Utility aid	\$85,857.10
3. Supplemental county and municipal aid	\$232,759.96
4. Expenditure restraint incentive program	\$99,930.06
5. Total Estimated 2025 Payments (sum of Lines 1-4)	\$1,309,654.65

Payment Information

Your local government will receive two distributions in 2025 :

- July 28, 2025: 15% of Line 1, 2, and 3 and 100% of Line 4 (*shown above*)
- November 17, 2025: balance of your 2025 aid payments

County and Municipal Aid

Under state law, the county and municipal aid paid to each county and municipality must be equal to the amount determined in 2012 (sec. 79.036, Wis. Stats.) and adjusted for fallen protective services insurance reimbursement (sec. 79.036(4), Wis. Stats.).

County and Municipal Aid Calculation	
1. Prior year county and municipal aid	\$871,135.79
2. Increase due to sales tax revenue, including adjustments (<i>district changes</i>)	\$20,036.12
3. Fallen protective services insurance adjustment	-\$64.38
4. Fallen protective services insurance reimbursement (<i>reported to DOR</i>)	\$0.00
5. Total County and Municipal Aid (sum of Lines 1-4)	\$891,107.53

Utility Aid

- Under state law, utility aid is distributed to each county and municipality where tax-exempt utility property is located (sec. 79.04, Wis. Stats.)
- Utility companies report utility property information to DOR annually
- DOR uses the provided information to accurately calculate utility aid (*shown below*)

Utility Aid Calculation	
1. Net book value, <i>as of December 31, 2024 (including expected additions/retirements)</i>	\$14,309,517.00
2. Total net book value payment	\$85,857.10
3. Minimum payment	\$0.00
4. Megawatt capacity	0.0
5. Megawatt capacity payment	\$0.00
6. Closed/decommissioned production plant (phased down) payment	\$0.00
7. Subtotal (<i>sum of Lines 2, 3, 5 and 6</i>)	\$85,857.10
8. Population cap	\$2,734,025.00
9. Adjusted subtotal (<i>lesser of Line 7 or Line 8</i>)	\$85,857.10
10. Adjacent site incentive payment	\$0.00
11. Baseload incentive payment	\$0.00
12. Co-generation incentive payment	\$0.00
13. Alternative energy incentive payment	\$0.00
14. Total incentive payments (<i>sum of Lines 10 through 13</i>)	\$0.00
15. Spent nuclear fuel payment	\$0.00
16. Total Utility Aid – this is the utility aid payment listed on the front of the estimate (<i>sum of Lines 9, 14 and 15</i>)	\$85,857.10

Supplemental County and Municipal Aid

- Under state law, supplemental county and municipal aid paid to each county and municipality is determined by 2023 Wisconsin Act 12 (sec. 79.037, Wis. Stats.)
- For detailed information, review [county and municipal aid spreadsheet](#)

Supplemental County and Municipal Aid Calculation	
1. Prior year supplemental county and municipal aid	\$227,526.84
2. Increase due to sales tax revenue including adjustments (<i>district changes</i>)	\$5,233.12
3. Total Supplemental County and Municipal Aid (<i>sum of Lines 1 and 2</i>)	\$232,759.96

Expenditure Restraint Incentive Program

- Only municipalities are eligible to receive Expenditure Restraint Incentive Program (ERIP) payments
- Under state law, in 2025, each municipality will receive a payment that is equal to the amount of the payment received by the municipality in 2024 (sec. 79.05(4), Wis. Stats., from 2023 WI Act 12 – notwithstanding subs. (2) and (3))

Contact Information

If you have questions, contact us at lgs@wisconsin.gov, (608) 266-8618 or (608) 261-5167.



State of Wisconsin • DEPARTMENT OF REVENUE

DIVISION OF STATE AND LOCAL FINANCE • BUREAU OF LOCAL GOVERNMENT SERVICES • 2135 RIMROCK RD MADISON, WI 53713

Mailing Address:
PO Box 8971 #6-97
Madison WI 53708-8971
Fax: (608) 264-6887
lgs@wisconsin.gov

September 13, 2024

REBECCA LOEHRKE
CITY OF WEYAUWEGA
P.O. BOX 578
WEYAUWEGA WI 54983

Notice of Shared Revenue – 2025 Original Estimate

Notice Information

The Wisconsin Department of Revenue (DOR) is providing the **estimated** shared revenue amounts your local government will receive in 2025 under current state law for county and municipal aid, supplemental county and municipal aid, utility aid and the expenditure restraint incentive program. This does not include adjustments, shown on the July and November payment notices.

District	CITY OF WEYAUWEGA	County	WAUPACA	Co-muni code	68-292
-----------------	-------------------	---------------	---------	---------------------	--------

Estimate Information

For an explanation of each aid payment listed below, review the additional information in this notice.

2025 Original Estimate	
1. County and municipal aid	\$507,894.89
2. Utility aid	\$40,244.84
3. Supplemental county and municipal aid	\$101,594.24
4. Expenditure restraint incentive program	\$19,273.14
5. Total Estimated 2025 Payments (sum of Lines 1-4)	\$669,007.11

Payment Information

Your local government will receive two distributions in 2025 :

- July 28, 2025: 15% of Line 1, 2, and 3 and 100% of Line 4 (*shown above*)
- November 17, 2025: balance of your 2025 aid payments

County and Municipal Aid

Under state law, the county and municipal aid paid to each county and municipality must be equal to the amount determined in 2012 (sec. 79.036, Wis. Stats.) and adjusted for fallen protective services insurance reimbursement (sec. 79.036(4), Wis. Stats.).

County and Municipal Aid Calculation	
1. Prior year county and municipal aid	\$496,511.81
2. Increase due to sales tax revenue, including adjustments (<i>district changes</i>)	\$11,419.77
3. Fallen protective services insurance adjustment	-\$36.69
4. Fallen protective services insurance reimbursement (<i>reported to DOR</i>)	\$0.00
5. Total County and Municipal Aid (sum of Lines 1-4)	\$507,894.89

Utility Aid

- Under state law, utility aid is distributed to each county and municipality where tax-exempt utility property is located (sec. 79.04, Wis. Stats.)
- Utility companies report utility property information to DOR annually
- DOR uses the provided information to accurately calculate utility aid (*shown below*)

Utility Aid Calculation	
1. Net book value, <i>as of December 31, 2024 (including expected additions/retirements)</i>	\$6,707,474.00
2. Total net book value payment	\$40,244.84
3. Minimum payment	\$0.00
4. Megawatt capacity	0.0
5. Megawatt capacity payment	\$0.00
6. Closed/decommissioned production plant (phased down) payment	\$0.00
7. Subtotal (<i>sum of Lines 2, 3, 5 and 6</i>)	\$40,244.84
8. Population cap	\$773,075.00
9. Adjusted subtotal (<i>lesser of Line 7 or Line 8</i>)	\$40,244.84
10. Adjacent site incentive payment	\$0.00
11. Baseload incentive payment	\$0.00
12. Co-generation incentive payment	\$0.00
13. Alternative energy incentive payment	\$0.00
14. Total incentive payments (<i>sum of Lines 10 through 13</i>)	\$0.00
15. Spent nuclear fuel payment	\$0.00
16. Total Utility Aid – this is the utility aid payment listed on the front of the estimate (<i>sum of Lines 9, 14 and 15</i>)	\$40,244.84

Supplemental County and Municipal Aid

- Under state law, supplemental county and municipal aid paid to each county and municipality is determined by 2023 Wisconsin Act 12 (sec. 79.037, Wis. Stats.)
- For detailed information, review [county and municipal aid spreadsheet](#)

Supplemental County and Municipal Aid Calculation	
1. Prior year supplemental county and municipal aid	\$99,310.11
2. Increase due to sales tax revenue including adjustments (<i>district changes</i>)	\$2,284.13
3. Total Supplemental County and Municipal Aid (<i>sum of Lines 1 and 2</i>)	\$101,594.24

Expenditure Restraint Incentive Program

- Only municipalities are eligible to receive Expenditure Restraint Incentive Program (ERIP) payments
- Under state law, in 2025, each municipality will receive a payment that is equal to the amount of the payment received by the municipality in 2024 (sec. 79.05(4), Wis. Stats., from 2023 WI Act 12 – notwithstanding subs. (2) and (3))

Contact Information

If you have questions, contact us at lgs@wisconsin.gov, (608) 266-8618 or (608) 261-5167.



State of Wisconsin • DEPARTMENT OF REVENUE

DIVISION OF STATE AND LOCAL FINANCE • BUREAU OF LOCAL GOVERNMENT SERVICES • 2135 RIMROCK RD MADISON, WI 53713

Mailing Address:
PO Box 8971 #6-97
Madison WI 53708-8971
Fax: (608) 264-6887
lgs@wisconsin.gov

September 13, 2024

KRISTY OPPERMAN
COUNTY OF WAUPACA
811 HARDING ST
WAUPACA WI 54981-2061

Notice of Shared Revenue – 2025 Original Estimate

Notice Information

The Wisconsin Department of Revenue (DOR) is providing the **estimated** shared revenue amounts your local government will receive in 2025 under current state law for county and municipal aid, supplemental county and municipal aid, utility aid and the expenditure restraint incentive program. This does not include adjustments, shown on the July and November payment notices.

District	COUNTY OF WAUPACA	County	WAUPACA	Co-muni code	68-999
-----------------	-------------------	---------------	---------	---------------------	--------

Estimate Information

For an explanation of each aid payment listed below, review the additional information in this notice.

2025 Original Estimate	
1. County and municipal aid	\$1,294,774.79
2. Utility aid	\$135,984.40
3. Supplemental county and municipal aid	\$813,579.00
4. Expenditure restraint incentive program	\$0.00
5. Total Estimated 2025 Payments (sum of Lines 1-4)	\$2,244,338.19

Payment Information

Your local government will receive two distributions in 2025 :

- July 28, 2025: 15% of Line 1, 2, and 3 and 100% of Line 4 (*shown above*)
- November 17, 2025: balance of your 2025 aid payments

County and Municipal Aid

Under state law, the county and municipal aid paid to each county and municipality must be equal to the amount determined in 2012 (sec. 79.036, Wis. Stats.) and adjusted for fallen protective services insurance reimbursement (sec. 79.036(4), Wis. Stats.).

County and Municipal Aid Calculation	
1. Prior year county and municipal aid	\$1,265,755.95
2. Increase due to sales tax revenue, including adjustments (<i>district changes</i>)	\$29,112.39
3. Fallen protective services insurance adjustment	-\$93.55
4. Fallen protective services insurance reimbursement (<i>reported to DOR</i>)	\$0.00
5. Total County and Municipal Aid (sum of Lines 1-4)	\$1,294,774.79

Utility Aid

- Under state law, utility aid is distributed to each county and municipality where tax-exempt utility property is located (sec. 79.04, Wis. Stats.)
- Utility companies report utility property information to DOR annually
- DOR uses the provided information to accurately calculate utility aid (*shown below*)

Utility Aid Calculation	
1. Net book value, as of December 31, 2024 (including expected additions/retirements)	\$37,156,172.00
2. Total net book value payment	\$135,984.40
3. Minimum payment	\$0.00
4. Megawatt capacity	0.0
5. Megawatt capacity payment	\$0.00
6. Closed/decommissioned production plant (phased down) payment	\$0.00
7. Subtotal (sum of Lines 2, 3, 5 and 6)	\$135,984.40
8. Population cap	\$6,509,000.00
9. Adjusted subtotal (lesser of Line 7 or Line 8)	\$135,984.40
10. Adjacent site incentive payment	\$0.00
11. Baseload incentive payment	\$0.00
12. Co-generation incentive payment	\$0.00
13. Alternative energy incentive payment	\$0.00
14. Total incentive payments (sum of Lines 10 through 13)	\$0.00
15. Spent nuclear fuel payment	\$0.00
16. Total Utility Aid – this is the utility aid payment listed on the front of the estimate (sum of Lines 9, 14 and 15)	\$135,984.40

Supplemental County and Municipal Aid

- Under state law, supplemental county and municipal aid paid to each county and municipality is determined by 2023 Wisconsin Act 12 (sec. 79.037, Wis. Stats.)
- For detailed information, review [county and municipal aid spreadsheet](#)

Supplemental County and Municipal Aid Calculation	
1. Prior year supplemental county and municipal aid	\$795,287.39
2. Increase due to sales tax revenue including adjustments (district changes)	\$18,291.61
3. Total Supplemental County and Municipal Aid (sum of Lines 1 and 2)	\$813,579.00

Expenditure Restraint Incentive Program

- Only municipalities are eligible to receive Expenditure Restraint Incentive Program (ERIP) payments
- Under state law, in 2025, each municipality will receive a payment that is equal to the amount of the payment received by the municipality in 2024 (sec. 79.05(4), Wis. Stats., from 2023 WI Act 12 – notwithstanding subs. (2) and (3))

Contact Information

If you have questions, contact us at lgs@wisconsin.gov, (608) 266-8618 or (608) 261-5167.



State of Wisconsin • DEPARTMENT OF REVENUE

DIVISION OF STATE AND LOCAL FINANCE • BUREAU OF LOCAL GOVERNMENT SERVICES • 2135 RIMROCK RD MADISON, WI 53713

Mailing Address:
PO Box 8971 #6-97
Madison WI 53708-8971
Fax: (608) 264-6887
lgs@wisconsin.gov

September 13, 2024

ANN MOSLING
TOWN OF AURORA
PO BOX 256
BERLIN WI 54923

Notice of Shared Revenue – 2025 Original Estimate

Notice Information

The Wisconsin Department of Revenue (DOR) is providing the **estimated** shared revenue amounts your local government will receive in 2025 under current state law for county and municipal aid, supplemental county and municipal aid, utility aid and the expenditure restraint incentive program. This does not include adjustments, shown on the July and November payment notices.

District	TOWN OF AURORA	County	WAUSHARA	Co-muni code	69-002
-----------------	----------------	---------------	----------	---------------------	--------

Estimate Information

For an explanation of each aid payment listed below, review the additional information in this notice.

2025 Original Estimate	
1. County and municipal aid	\$15,631.89
2. Utility aid	\$0.00
3. Supplemental county and municipal aid	\$47,896.11
4. Expenditure restraint incentive program	\$0.00
5. Total Estimated 2025 Payments (sum of Lines 1-4)	\$63,528.00

Payment Information

Your local government will receive two distributions in 2025 :

- July 28, 2025: 15% of Line 1, 2, and 3 and 100% of Line 4 (*shown above*)
- November 17, 2025: balance of your 2025 aid payments

County and Municipal Aid

Under state law, the county and municipal aid paid to each county and municipality must be equal to the amount determined in 2012 (sec. 79.036, Wis. Stats.) and adjusted for fallen protective services insurance reimbursement (sec. 79.036(4), Wis. Stats.).

County and Municipal Aid Calculation	
1. Prior year county and municipal aid	\$15,281.54
2. Increase due to sales tax revenue, including adjustments (<i>district changes</i>)	\$351.48
3. Fallen protective services insurance adjustment	-\$1.13
4. Fallen protective services insurance reimbursement (<i>reported to DOR</i>)	\$0.00
5. Total County and Municipal Aid (sum of Lines 1-4)	\$15,631.89

Utility Aid

- Under state law, utility aid is distributed to each county and municipality where tax-exempt utility property is located (sec. 79.04, Wis. Stats.)
- Utility companies report utility property information to DOR annually
- DOR uses the provided information to accurately calculate utility aid (*shown below*)

Utility Aid Calculation	
1. Net book value, <i>as of December 31, 2024 (including expected additions/retirements)</i>	\$0.00
2. Total net book value payment	\$0.00
3. Minimum payment	\$0.00
4. Megawatt capacity	0.0
5. Megawatt capacity payment	\$0.00
6. Closed/decommissioned production plant (phased down) payment	\$0.00
7. Subtotal (<i>sum of Lines 2, 3, 5 and 6</i>)	\$0.00
8. Population cap	\$425,425.00
9. Adjusted subtotal (<i>lesser of Line 7 or Line 8</i>)	\$0.00
10. Adjacent site incentive payment	\$0.00
11. Baseload incentive payment	\$0.00
12. Co-generation incentive payment	\$0.00
13. Alternative energy incentive payment	\$0.00
14. Total incentive payments (<i>sum of Lines 10 through 13</i>)	\$0.00
15. Spent nuclear fuel payment	\$0.00
16. Total Utility Aid – this is the utility aid payment listed on the front of the estimate (<i>sum of Lines 9, 14 and 15</i>)	\$0.00

Supplemental County and Municipal Aid

- Under state law, supplemental county and municipal aid paid to each county and municipality is determined by 2023 Wisconsin Act 12 (sec. 79.037, Wis. Stats.)
- For detailed information, review [county and municipal aid spreadsheet](#)

Supplemental County and Municipal Aid Calculation	
1. Prior year supplemental county and municipal aid	\$46,819.27
2. Increase due to sales tax revenue including adjustments (<i>district changes</i>)	\$1,076.84
3. Total Supplemental County and Municipal Aid (<i>sum of Lines 1 and 2</i>)	\$47,896.11

Expenditure Restraint Incentive Program

- Only municipalities are eligible to receive Expenditure Restraint Incentive Program (ERIP) payments
- Under state law, in 2025, each municipality will receive a payment that is equal to the amount of the payment received by the municipality in 2024 (sec. 79.05(4), Wis. Stats., from 2023 WI Act 12 – notwithstanding subs. (2) and (3))

Contact Information

If you have questions, contact us at lgs@wisconsin.gov, (608) 266-8618 or (608) 261-5167.



State of Wisconsin • DEPARTMENT OF REVENUE

DIVISION OF STATE AND LOCAL FINANCE • BUREAU OF LOCAL GOVERNMENT SERVICES • 2135 RIMROCK RD MADISON, WI 53713

Mailing Address:
PO Box 8971 #6-97
Madison WI 53708-8971
Fax: (608) 264-6887
lgs@wisconsin.gov

September 13, 2024

AMY SMITH
TOWN OF BLOOMFIELD
W153 ARCHER DRIVE
FREMONT WI 54940

Notice of Shared Revenue – 2025 Original Estimate

Notice Information

The Wisconsin Department of Revenue (DOR) is providing the **estimated** shared revenue amounts your local government will receive in 2025 under current state law for county and municipal aid, supplemental county and municipal aid, utility aid and the expenditure restraint incentive program. This does not include adjustments, shown on the July and November payment notices.

District	TOWN OF BLOOMFIELD	County	WAUSHARA	Co-muni code	69-004
-----------------	--------------------	---------------	----------	---------------------	--------

Estimate Information

For an explanation of each aid payment listed below, review the additional information in this notice.

2025 Original Estimate	
1. County and municipal aid	\$20,075.12
2. Utility aid	\$0.00
3. Supplemental county and municipal aid	\$48,772.17
4. Expenditure restraint incentive program	\$0.00
5. Total Estimated 2025 Payments (sum of Lines 1-4)	\$68,847.29

Payment Information

Your local government will receive two distributions in 2025 :

- July 28, 2025: 15% of Line 1, 2, and 3 and 100% of Line 4 (*shown above*)
- November 17, 2025: balance of your 2025 aid payments

County and Municipal Aid

Under state law, the county and municipal aid paid to each county and municipality must be equal to the amount determined in 2012 (sec. 79.036, Wis. Stats.) and adjusted for fallen protective services insurance reimbursement (sec. 79.036(4), Wis. Stats.).

County and Municipal Aid Calculation	
1. Prior year county and municipal aid	\$19,625.19
2. Increase due to sales tax revenue, including adjustments (<i>district changes</i>)	\$451.38
3. Fallen protective services insurance adjustment	-\$1.45
4. Fallen protective services insurance reimbursement (<i>reported to DOR</i>)	\$0.00
5. Total County and Municipal Aid (sum of Lines 1-4)	\$20,075.12

Utility Aid

- Under state law, utility aid is distributed to each county and municipality where tax-exempt utility property is located (sec. 79.04, Wis. Stats.)
- Utility companies report utility property information to DOR annually
- DOR uses the provided information to accurately calculate utility aid (*shown below*)

Utility Aid Calculation	
1. Net book value, <i>as of December 31, 2024 (including expected additions/retirements)</i>	\$0.00
2. Total net book value payment	\$0.00
3. Minimum payment	\$0.00
4. Megawatt capacity	0.0
5. Megawatt capacity payment	\$0.00
6. Closed/decommissioned production plant (phased down) payment	\$0.00
7. Subtotal (<i>sum of Lines 2, 3, 5 and 6</i>)	\$0.00
8. Population cap	\$446,675.00
9. Adjusted subtotal (<i>lesser of Line 7 or Line 8</i>)	\$0.00
10. Adjacent site incentive payment	\$0.00
11. Baseload incentive payment	\$0.00
12. Co-generation incentive payment	\$0.00
13. Alternative energy incentive payment	\$0.00
14. Total incentive payments (<i>sum of Lines 10 through 13</i>)	\$0.00
15. Spent nuclear fuel payment	\$0.00
16. Total Utility Aid – this is the utility aid payment listed on the front of the estimate (<i>sum of Lines 9, 14 and 15</i>)	\$0.00

Supplemental County and Municipal Aid

- Under state law, supplemental county and municipal aid paid to each county and municipality is determined by 2023 Wisconsin Act 12 (sec. 79.037, Wis. Stats.)
- For detailed information, review [county and municipal aid spreadsheet](#)

Supplemental County and Municipal Aid Calculation	
1. Prior year supplemental county and municipal aid	\$47,675.63
2. Increase due to sales tax revenue including adjustments (<i>district changes</i>)	\$1,096.54
3. Total Supplemental County and Municipal Aid (<i>sum of Lines 1 and 2</i>)	\$48,772.17

Expenditure Restraint Incentive Program

- Only municipalities are eligible to receive Expenditure Restraint Incentive Program (ERIP) payments
- Under state law, in 2025, each municipality will receive a payment that is equal to the amount of the payment received by the municipality in 2024 (sec. 79.05(4), Wis. Stats., from 2023 WI Act 12 – notwithstanding subs. (2) and (3))

Contact Information

If you have questions, contact us at lgs@wisconsin.gov, (608) 266-8618 or (608) 261-5167.



State of Wisconsin • DEPARTMENT OF REVENUE

DIVISION OF STATE AND LOCAL FINANCE • BUREAU OF LOCAL GOVERNMENT SERVICES • 2135 RIMROCK RD MADISON, WI 53713

Mailing Address:
PO Box 8971 #6-97
Madison WI 53708-8971
Fax: (608) 264-6887
lgs@wisconsin.gov

September 13, 2024

TERRI JACKSON
TOWN OF COLOMA
W13494 BURR OAK CT
COLOMA WI 54930-9142

Notice of Shared Revenue – 2025 Original Estimate

Notice Information

The Wisconsin Department of Revenue (DOR) is providing the **estimated** shared revenue amounts your local government will receive in 2025 under current state law for county and municipal aid, supplemental county and municipal aid, utility aid and the expenditure restraint incentive program. This does not include adjustments, shown on the July and November payment notices.

District	TOWN OF COLOMA	County	WAUSHARA	Co-muni code	69-006
-----------------	----------------	---------------	----------	---------------------	--------

Estimate Information

For an explanation of each aid payment listed below, review the additional information in this notice.

2025 Original Estimate	
1. County and municipal aid	\$7,216.59
2. Utility aid	\$8,584.24
3. Supplemental county and municipal aid	\$43,274.41
4. Expenditure restraint incentive program	\$0.00
5. Total Estimated 2025 Payments (sum of Lines 1-4)	\$59,075.24

Payment Information

Your local government will receive two distributions in 2025 :

- July 28, 2025: 15% of Line 1, 2, and 3 and 100% of Line 4 (*shown above*)
- November 17, 2025: balance of your 2025 aid payments

County and Municipal Aid

Under state law, the county and municipal aid paid to each county and municipality must be equal to the amount determined in 2012 (sec. 79.036, Wis. Stats.) and adjusted for fallen protective services insurance reimbursement (sec. 79.036(4), Wis. Stats.).

County and Municipal Aid Calculation	
1. Prior year county and municipal aid	\$7,054.85
2. Increase due to sales tax revenue, including adjustments (<i>district changes</i>)	\$162.26
3. Fallen protective services insurance adjustment	-\$0.52
4. Fallen protective services insurance reimbursement (<i>reported to DOR</i>)	\$0.00
5. Total County and Municipal Aid (sum of Lines 1-4)	\$7,216.59

Utility Aid

- Under state law, utility aid is distributed to each county and municipality where tax-exempt utility property is located (sec. 79.04, Wis. Stats.)
- Utility companies report utility property information to DOR annually
- DOR uses the provided information to accurately calculate utility aid (*shown below*)

Utility Aid Calculation	
1. Net book value, <i>as of December 31, 2024 (including expected additions/retirements)</i>	\$2,861,412.00
2. Total net book value payment	\$8,584.24
3. Minimum payment	\$0.00
4. Megawatt capacity	0.0
5. Megawatt capacity payment	\$0.00
6. Closed/decommissioned production plant (phased down) payment	\$0.00
7. Subtotal (<i>sum of Lines 2, 3, 5 and 6</i>)	\$8,584.24
8. Population cap	\$308,550.00
9. Adjusted subtotal (<i>lesser of Line 7 or Line 8</i>)	\$8,584.24
10. Adjacent site incentive payment	\$0.00
11. Baseload incentive payment	\$0.00
12. Co-generation incentive payment	\$0.00
13. Alternative energy incentive payment	\$0.00
14. Total incentive payments (<i>sum of Lines 10 through 13</i>)	\$0.00
15. Spent nuclear fuel payment	\$0.00
16. Total Utility Aid – this is the utility aid payment listed on the front of the estimate (<i>sum of Lines 9, 14 and 15</i>)	\$8,584.24

Supplemental County and Municipal Aid

- Under state law, supplemental county and municipal aid paid to each county and municipality is determined by 2023 Wisconsin Act 12 (sec. 79.037, Wis. Stats.)
- For detailed information, review [county and municipal aid spreadsheet](#)

Supplemental County and Municipal Aid Calculation	
1. Prior year supplemental county and municipal aid	\$42,301.48
2. Increase due to sales tax revenue including adjustments (<i>district changes</i>)	\$972.93
3. Total Supplemental County and Municipal Aid (<i>sum of Lines 1 and 2</i>)	\$43,274.41

Expenditure Restraint Incentive Program

- Only municipalities are eligible to receive Expenditure Restraint Incentive Program (ERIP) payments
- Under state law, in 2025, each municipality will receive a payment that is equal to the amount of the payment received by the municipality in 2024 (sec. 79.05(4), Wis. Stats., from 2023 WI Act 12 – notwithstanding subs. (2) and (3))

Contact Information

If you have questions, contact us at lgs@wisconsin.gov, (608) 266-8618 or (608) 261-5167.



State of Wisconsin • DEPARTMENT OF REVENUE

DIVISION OF STATE AND LOCAL FINANCE • BUREAU OF LOCAL GOVERNMENT SERVICES • 2135 RIMROCK RD MADISON, WI 53713

Mailing Address:
PO Box 8971 #6-97
Madison WI 53708-8971
Fax: (608) 264-6887
lgs@wisconsin.gov

September 13, 2024

MELANIE STAKE
TOWN OF DAKOTA
N1470 STATE ROAD 22
WAUTOMA WI 54982

Notice of Shared Revenue – 2025 Original Estimate

Notice Information

The Wisconsin Department of Revenue (DOR) is providing the **estimated** shared revenue amounts your local government will receive in 2025 under current state law for county and municipal aid, supplemental county and municipal aid, utility aid and the expenditure restraint incentive program. This does not include adjustments, shown on the July and November payment notices.

District	TOWN OF DAKOTA	County	WAUSHARA	Co-muni code	69-008
-----------------	----------------	---------------	----------	---------------------	--------

Estimate Information

For an explanation of each aid payment listed below, review the additional information in this notice.

2025 Original Estimate	
1. County and municipal aid	\$19,270.10
2. Utility aid	\$216,415.17
3. Supplemental county and municipal aid	\$50,249.32
4. Expenditure restraint incentive program	\$0.00
5. Total Estimated 2025 Payments (sum of Lines 1-4)	\$285,934.59

Payment Information

Your local government will receive two distributions in 2025 :

- July 28, 2025: 15% of Line 1, 2, and 3 and 100% of Line 4 (*shown above*)
- November 17, 2025: balance of your 2025 aid payments

County and Municipal Aid

Under state law, the county and municipal aid paid to each county and municipality must be equal to the amount determined in 2012 (sec. 79.036, Wis. Stats.) and adjusted for fallen protective services insurance reimbursement (sec. 79.036(4), Wis. Stats.).

County and Municipal Aid Calculation	
1. Prior year county and municipal aid	\$18,838.21
2. Increase due to sales tax revenue, including adjustments (<i>district changes</i>)	\$433.28
3. Fallen protective services insurance adjustment	-\$1.39
4. Fallen protective services insurance reimbursement (<i>reported to DOR</i>)	\$0.00
5. Total County and Municipal Aid (sum of Lines 1-4)	\$19,270.10

Utility Aid

- Under state law, utility aid is distributed to each county and municipality where tax-exempt utility property is located (sec. 79.04, Wis. Stats.)
- Utility companies report utility property information to DOR annually
- DOR uses the provided information to accurately calculate utility aid (*shown below*)

Utility Aid Calculation	
1. Net book value, <i>as of December 31, 2024 (including expected additions/retirements)</i>	\$638,386.00
2. Total net book value payment	\$1,915.16
3. Minimum payment	\$0.00
4. Megawatt capacity	99.0
5. Megawatt capacity payment	\$66,000.01
6. Closed/decommissioned production plant (phased down) payment	\$0.00
7. Subtotal (<i>sum of Lines 2, 3, 5 and 6</i>)	\$67,915.17
8. Population cap	\$478,975.00
9. Adjusted subtotal (<i>lesser of Line 7 or Line 8</i>)	\$67,915.17
10. Adjacent site incentive payment	\$0.00
11. Baseload incentive payment	\$0.00
12. Co-generation incentive payment	\$0.00
13. Alternative energy incentive payment	\$148,500.00
14. Total incentive payments (<i>sum of Lines 10 through 13</i>)	\$148,500.00
15. Spent nuclear fuel payment	\$0.00
16. Total Utility Aid – this is the utility aid payment listed on the front of the estimate (<i>sum of Lines 9, 14 and 15</i>)	\$216,415.17

Supplemental County and Municipal Aid

- Under state law, supplemental county and municipal aid paid to each county and municipality is determined by 2023 Wisconsin Act 12 (sec. 79.037, Wis. Stats.)
- For detailed information, review [county and municipal aid spreadsheet](#)

Supplemental County and Municipal Aid Calculation	
1. Prior year supplemental county and municipal aid	\$49,119.57
2. Increase due to sales tax revenue including adjustments (<i>district changes</i>)	\$1,129.75
3. Total Supplemental County and Municipal Aid (<i>sum of Lines 1 and 2</i>)	\$50,249.32

Expenditure Restraint Incentive Program

- Only municipalities are eligible to receive Expenditure Restraint Incentive Program (ERIP) payments
- Under state law, in 2025, each municipality will receive a payment that is equal to the amount of the payment received by the municipality in 2024 (sec. 79.05(4), Wis. Stats., from 2023 WI Act 12 – notwithstanding subs. (2) and (3))

Contact Information

If you have questions, contact us at lgs@wisconsin.gov, (608) 266-8618 or (608) 261-5167.



State of Wisconsin • DEPARTMENT OF REVENUE

DIVISION OF STATE AND LOCAL FINANCE • BUREAU OF LOCAL GOVERNMENT SERVICES • 2135 RIMROCK RD MADISON, WI 53713

Mailing Address:
PO Box 8971 #6-97
Madison WI 53708-8971
Fax: (608) 264-6887
lgs@wisconsin.gov

September 13, 2024

CHERYL PIONKE
TOWN OF DEERFIELD
W11020 COUNTY RD V
HANCOCK WI 54943-7690

Notice of Shared Revenue – 2025 Original Estimate

Notice Information

The Wisconsin Department of Revenue (DOR) is providing the **estimated** shared revenue amounts your local government will receive in 2025 under current state law for county and municipal aid, supplemental county and municipal aid, utility aid and the expenditure restraint incentive program. This does not include adjustments, shown on the July and November payment notices.

District	TOWN OF DEERFIELD	County	WAUSHARA	Co-muni code	69-010
-----------------	-------------------	---------------	----------	---------------------	--------

Estimate Information

For an explanation of each aid payment listed below, review the additional information in this notice.

2025 Original Estimate	
1. County and municipal aid	\$6,531.23
2. Utility aid	\$11,602.40
3. Supplemental county and municipal aid	\$42,174.60
4. Expenditure restraint incentive program	\$0.00
5. Total Estimated 2025 Payments (sum of Lines 1-4)	\$60,308.23

Payment Information

Your local government will receive two distributions in 2025 :

- July 28, 2025: 15% of Line 1, 2, and 3 and 100% of Line 4 (*shown above*)
- November 17, 2025: balance of your 2025 aid payments

County and Municipal Aid

Under state law, the county and municipal aid paid to each county and municipality must be equal to the amount determined in 2012 (sec. 79.036, Wis. Stats.) and adjusted for fallen protective services insurance reimbursement (sec. 79.036(4), Wis. Stats.).

County and Municipal Aid Calculation	
1. Prior year county and municipal aid	\$6,384.85
2. Increase due to sales tax revenue, including adjustments (<i>district changes</i>)	\$146.85
3. Fallen protective services insurance adjustment	-\$0.47
4. Fallen protective services insurance reimbursement (<i>reported to DOR</i>)	\$0.00
5. Total County and Municipal Aid (sum of Lines 1-4)	\$6,531.23

Utility Aid

- Under state law, utility aid is distributed to each county and municipality where tax-exempt utility property is located (sec. 79.04, Wis. Stats.)
- Utility companies report utility property information to DOR annually
- DOR uses the provided information to accurately calculate utility aid (*shown below*)

Utility Aid Calculation	
1. Net book value, <i>as of December 31, 2024 (including expected additions/retirements)</i>	\$3,867,466.00
2. Total net book value payment	\$11,602.40
3. Minimum payment	\$0.00
4. Megawatt capacity	0.0
5. Megawatt capacity payment	\$0.00
6. Closed/decommissioned production plant (phased down) payment	\$0.00
7. Subtotal (<i>sum of Lines 2, 3, 5 and 6</i>)	\$11,602.40
8. Population cap	\$283,475.00
9. Adjusted subtotal (<i>lesser of Line 7 or Line 8</i>)	\$11,602.40
10. Adjacent site incentive payment	\$0.00
11. Baseload incentive payment	\$0.00
12. Co-generation incentive payment	\$0.00
13. Alternative energy incentive payment	\$0.00
14. Total incentive payments (<i>sum of Lines 10 through 13</i>)	\$0.00
15. Spent nuclear fuel payment	\$0.00
16. Total Utility Aid – this is the utility aid payment listed on the front of the estimate (<i>sum of Lines 9, 14 and 15</i>)	\$11,602.40

Supplemental County and Municipal Aid

- Under state law, supplemental county and municipal aid paid to each county and municipality is determined by 2023 Wisconsin Act 12 (sec. 79.037, Wis. Stats.)
- For detailed information, review [county and municipal aid spreadsheet](#)

Supplemental County and Municipal Aid Calculation	
1. Prior year supplemental county and municipal aid	\$41,226.39
2. Increase due to sales tax revenue including adjustments (<i>district changes</i>)	\$948.21
3. Total Supplemental County and Municipal Aid (<i>sum of Lines 1 and 2</i>)	\$42,174.60

Expenditure Restraint Incentive Program

- Only municipalities are eligible to receive Expenditure Restraint Incentive Program (ERIP) payments
- Under state law, in 2025, each municipality will receive a payment that is equal to the amount of the payment received by the municipality in 2024 (sec. 79.05(4), Wis. Stats., from 2023 WI Act 12 – notwithstanding subs. (2) and (3))

Contact Information

If you have questions, contact us at lgs@wisconsin.gov, (608) 266-8618 or (608) 261-5167.



State of Wisconsin • DEPARTMENT OF REVENUE

DIVISION OF STATE AND LOCAL FINANCE • BUREAU OF LOCAL GOVERNMENT SERVICES • 2135 RIMROCK RD MADISON, WI 53713

Mailing Address:
PO Box 8971 #6-97
Madison WI 53708-8971
Fax: (608) 264-6887
lgs@wisconsin.gov

September 13, 2024

MYRA ZWETZ
TOWN OF HANCOCK
PO BOX 193
HANCOCK WI 54943-0193

Notice of Shared Revenue – 2025 Original Estimate

Notice Information

The Wisconsin Department of Revenue (DOR) is providing the **estimated** shared revenue amounts your local government will receive in 2025 under current state law for county and municipal aid, supplemental county and municipal aid, utility aid and the expenditure restraint incentive program. This does not include adjustments, shown on the July and November payment notices.

District	TOWN OF HANCOCK	County	WAUSHARA	Co-muni code	69-012
-----------------	-----------------	---------------	----------	---------------------	--------

Estimate Information

For an explanation of each aid payment listed below, review the additional information in this notice.

2025 Original Estimate	
1. County and municipal aid	\$8,129.64
2. Utility aid	\$15,911.92
3. Supplemental county and municipal aid	\$40,387.21
4. Expenditure restraint incentive program	\$0.00
5. Total Estimated 2025 Payments (sum of Lines 1-4)	\$64,428.77

Payment Information

Your local government will receive two distributions in 2025 :

- July 28, 2025: 15% of Line 1, 2, and 3 and 100% of Line 4 (*shown above*)
- November 17, 2025: balance of your 2025 aid payments

County and Municipal Aid

Under state law, the county and municipal aid paid to each county and municipality must be equal to the amount determined in 2012 (sec. 79.036, Wis. Stats.) and adjusted for fallen protective services insurance reimbursement (sec. 79.036(4), Wis. Stats.).

County and Municipal Aid Calculation	
1. Prior year county and municipal aid	\$7,947.44
2. Increase due to sales tax revenue, including adjustments (<i>district changes</i>)	\$182.79
3. Fallen protective services insurance adjustment	-\$0.59
4. Fallen protective services insurance reimbursement (<i>reported to DOR</i>)	\$0.00
5. Total County and Municipal Aid (sum of Lines 1-4)	\$8,129.64

Utility Aid

- Under state law, utility aid is distributed to each county and municipality where tax-exempt utility property is located (sec. 79.04, Wis. Stats.)
- Utility companies report utility property information to DOR annually
- DOR uses the provided information to accurately calculate utility aid (*shown below*)

Utility Aid Calculation	
1. Net book value, as of December 31, 2024 (including expected additions/retirements)	\$5,303,973.00
2. Total net book value payment	\$15,911.92
3. Minimum payment	\$0.00
4. Megawatt capacity	0.0
5. Megawatt capacity payment	\$0.00
6. Closed/decommissioned production plant (phased down) payment	\$0.00
7. Subtotal (sum of Lines 2, 3, 5 and 6)	\$15,911.92
8. Population cap	\$238,850.00
9. Adjusted subtotal (lesser of Line 7 or Line 8)	\$15,911.92
10. Adjacent site incentive payment	\$0.00
11. Baseload incentive payment	\$0.00
12. Co-generation incentive payment	\$0.00
13. Alternative energy incentive payment	\$0.00
14. Total incentive payments (sum of Lines 10 through 13)	\$0.00
15. Spent nuclear fuel payment	\$0.00
16. Total Utility Aid – this is the utility aid payment listed on the front of the estimate (sum of Lines 9, 14 and 15)	\$15,911.92

Supplemental County and Municipal Aid

- Under state law, supplemental county and municipal aid paid to each county and municipality is determined by 2023 Wisconsin Act 12 (sec. 79.037, Wis. Stats.)
- For detailed information, review [county and municipal aid spreadsheet](#)

Supplemental County and Municipal Aid Calculation	
1. Prior year supplemental county and municipal aid	\$39,479.19
2. Increase due to sales tax revenue including adjustments (<i>district changes</i>)	\$908.02
3. Total Supplemental County and Municipal Aid (sum of Lines 1 and 2)	\$40,387.21

Expenditure Restraint Incentive Program

- Only municipalities are eligible to receive Expenditure Restraint Incentive Program (ERIP) payments
- Under state law, in 2025, each municipality will receive a payment that is equal to the amount of the payment received by the municipality in 2024 (sec. 79.05(4), Wis. Stats., from 2023 WI Act 12 – notwithstanding subs. (2) and (3))

Contact Information

If you have questions, contact us at lgs@wisconsin.gov, (608) 266-8618 or (608) 261-5167.



State of Wisconsin • DEPARTMENT OF REVENUE

DIVISION OF STATE AND LOCAL FINANCE • BUREAU OF LOCAL GOVERNMENT SERVICES • 2135 RIMROCK RD MADISON, WI 53713

Mailing Address:
PO Box 8971 #6-97
Madison WI 53708-8971
Fax: (608) 264-6887
lgs@wisconsin.gov

September 13, 2024

LOIS JEWELL
TOWN OF LEON
PO BOX 216,
PINE RIVER WI 54965

Notice of Shared Revenue – 2025 Original Estimate

Notice Information

The Wisconsin Department of Revenue (DOR) is providing the **estimated** shared revenue amounts your local government will receive in 2025 under current state law for county and municipal aid, supplemental county and municipal aid, utility aid and the expenditure restraint incentive program. This does not include adjustments, shown on the July and November payment notices.

District	TOWN OF LEON	County	WAUSHARA	Co-muni code	69-014
-----------------	--------------	---------------	----------	---------------------	--------

Estimate Information

For an explanation of each aid payment listed below, review the additional information in this notice.

2025 Original Estimate	
1. County and municipal aid	\$14,075.13
2. Utility aid	\$1,016.27
3. Supplemental county and municipal aid	\$57,083.35
4. Expenditure restraint incentive program	\$0.00
5. Total Estimated 2025 Payments (sum of Lines 1-4)	\$72,174.75

Payment Information

Your local government will receive two distributions in 2025 :

- July 28, 2025: 15% of Line 1, 2, and 3 and 100% of Line 4 (*shown above*)
- November 17, 2025: balance of your 2025 aid payments

County and Municipal Aid

Under state law, the county and municipal aid paid to each county and municipality must be equal to the amount determined in 2012 (sec. 79.036, Wis. Stats.) and adjusted for fallen protective services insurance reimbursement (sec. 79.036(4), Wis. Stats.).

County and Municipal Aid Calculation	
1. Prior year county and municipal aid	\$13,759.68
2. Increase due to sales tax revenue, including adjustments (<i>district changes</i>)	\$316.47
3. Fallen protective services insurance adjustment	-\$1.02
4. Fallen protective services insurance reimbursement (<i>reported to DOR</i>)	\$0.00
5. Total County and Municipal Aid (sum of Lines 1-4)	\$14,075.13

Utility Aid

- Under state law, utility aid is distributed to each county and municipality where tax-exempt utility property is located (sec. 79.04, Wis. Stats.)
- Utility companies report utility property information to DOR annually
- DOR uses the provided information to accurately calculate utility aid (*shown below*)

Utility Aid Calculation	
1. Net book value, <i>as of December 31, 2024 (including expected additions/retirements)</i>	\$338,758.00
2. Total net book value payment	\$1,016.27
3. Minimum payment	\$0.00
4. Megawatt capacity	0.0
5. Megawatt capacity payment	\$0.00
6. Closed/decommissioned production plant (phased down) payment	\$0.00
7. Subtotal (<i>sum of Lines 2, 3, 5 and 6</i>)	\$1,016.27
8. Population cap	\$643,450.00
9. Adjusted subtotal (<i>lesser of Line 7 or Line 8</i>)	\$1,016.27
10. Adjacent site incentive payment	\$0.00
11. Baseload incentive payment	\$0.00
12. Co-generation incentive payment	\$0.00
13. Alternative energy incentive payment	\$0.00
14. Total incentive payments (<i>sum of Lines 10 through 13</i>)	\$0.00
15. Spent nuclear fuel payment	\$0.00
16. Total Utility Aid – this is the utility aid payment listed on the front of the estimate (<i>sum of Lines 9, 14 and 15</i>)	\$1,016.27

Supplemental County and Municipal Aid

- Under state law, supplemental county and municipal aid paid to each county and municipality is determined by 2023 Wisconsin Act 12 (sec. 79.037, Wis. Stats.)
- For detailed information, review [county and municipal aid spreadsheet](#)

Supplemental County and Municipal Aid Calculation	
1. Prior year supplemental county and municipal aid	\$55,799.95
2. Increase due to sales tax revenue including adjustments (<i>district changes</i>)	\$1,283.40
3. Total Supplemental County and Municipal Aid (<i>sum of Lines 1 and 2</i>)	\$57,083.35

Expenditure Restraint Incentive Program

- Only municipalities are eligible to receive Expenditure Restraint Incentive Program (ERIP) payments
- Under state law, in 2025, each municipality will receive a payment that is equal to the amount of the payment received by the municipality in 2024 (sec. 79.05(4), Wis. Stats., from 2023 WI Act 12 – notwithstanding subs. (2) and (3))

Contact Information

If you have questions, contact us at lgs@wisconsin.gov, (608) 266-8618 or (608) 261-5167.



State of Wisconsin • DEPARTMENT OF REVENUE

DIVISION OF STATE AND LOCAL FINANCE • BUREAU OF LOCAL GOVERNMENT SERVICES • 2135 RIMROCK RD MADISON, WI 53713

Mailing Address:
PO Box 8971 #6-97
Madison WI 53708-8971
Fax: (608) 264-6887
lgs@wisconsin.gov

September 13, 2024

VICKI SNYDER
TOWN OF MARION
N1279 COUNTY RD Z
WAUTOMA WI 54982-5900

Notice of Shared Revenue – 2025 Original Estimate

Notice Information

The Wisconsin Department of Revenue (DOR) is providing the **estimated** shared revenue amounts your local government will receive in 2025 under current state law for county and municipal aid, supplemental county and municipal aid, utility aid and the expenditure restraint incentive program. This does not include adjustments, shown on the July and November payment notices.

District	TOWN OF MARION	County	WAUSHARA	Co-muni code	69-016
-----------------	----------------	---------------	----------	---------------------	--------

Estimate Information

For an explanation of each aid payment listed below, review the additional information in this notice.

2025 Original Estimate	
1. County and municipal aid	\$20,689.06
2. Utility aid	\$503.72
3. Supplemental county and municipal aid	\$65,561.04
4. Expenditure restraint incentive program	\$0.00
5. Total Estimated 2025 Payments (sum of Lines 1-4)	\$86,753.82

Payment Information

Your local government will receive two distributions in 2025 :

- July 28, 2025: 15% of Line 1, 2, and 3 and 100% of Line 4 (*shown above*)
- November 17, 2025: balance of your 2025 aid payments

County and Municipal Aid

Under state law, the county and municipal aid paid to each county and municipality must be equal to the amount determined in 2012 (sec. 79.036, Wis. Stats.) and adjusted for fallen protective services insurance reimbursement (sec. 79.036(4), Wis. Stats.).

County and Municipal Aid Calculation	
1. Prior year county and municipal aid	\$20,225.37
2. Increase due to sales tax revenue, including adjustments (<i>district changes</i>)	\$465.18
3. Fallen protective services insurance adjustment	-\$1.49
4. Fallen protective services insurance reimbursement (<i>reported to DOR</i>)	\$0.00
5. Total County and Municipal Aid (sum of Lines 1-4)	\$20,689.06

Utility Aid

- Under state law, utility aid is distributed to each county and municipality where tax-exempt utility property is located (sec. 79.04, Wis. Stats.)
- Utility companies report utility property information to DOR annually
- DOR uses the provided information to accurately calculate utility aid (*shown below*)

Utility Aid Calculation	
1. Net book value, <i>as of December 31, 2024 (including expected additions/retirements)</i>	\$167,908.00
2. Total net book value payment	\$503.72
3. Minimum payment	\$0.00
4. Megawatt capacity	0.0
5. Megawatt capacity payment	\$0.00
6. Closed/decommissioned production plant (phased down) payment	\$0.00
7. Subtotal (<i>sum of Lines 2, 3, 5 and 6</i>)	\$503.72
8. Population cap	\$864,875.00
9. Adjusted subtotal (<i>lesser of Line 7 or Line 8</i>)	\$503.72
10. Adjacent site incentive payment	\$0.00
11. Baseload incentive payment	\$0.00
12. Co-generation incentive payment	\$0.00
13. Alternative energy incentive payment	\$0.00
14. Total incentive payments (<i>sum of Lines 10 through 13</i>)	\$0.00
15. Spent nuclear fuel payment	\$0.00
16. Total Utility Aid – this is the utility aid payment listed on the front of the estimate (<i>sum of Lines 9, 14 and 15</i>)	\$503.72

Supplemental County and Municipal Aid

- Under state law, supplemental county and municipal aid paid to each county and municipality is determined by 2023 Wisconsin Act 12 (sec. 79.037, Wis. Stats.)
- For detailed information, review [county and municipal aid spreadsheet](#)

Supplemental County and Municipal Aid Calculation	
1. Prior year supplemental county and municipal aid	\$64,087.04
2. Increase due to sales tax revenue including adjustments (<i>district changes</i>)	\$1,474.00
3. Total Supplemental County and Municipal Aid (<i>sum of Lines 1 and 2</i>)	\$65,561.04

Expenditure Restraint Incentive Program

- Only municipalities are eligible to receive Expenditure Restraint Incentive Program (ERIP) payments
- Under state law, in 2025, each municipality will receive a payment that is equal to the amount of the payment received by the municipality in 2024 (sec. 79.05(4), Wis. Stats., from 2023 WI Act 12 – notwithstanding subs. (2) and (3))

Contact Information

If you have questions, contact us at lgs@wisconsin.gov, (608) 266-8618 or (608) 261-5167.



State of Wisconsin • DEPARTMENT OF REVENUE

DIVISION OF STATE AND LOCAL FINANCE • BUREAU OF LOCAL GOVERNMENT SERVICES • 2135 RIMROCK RD MADISON, WI 53713

Mailing Address:
PO Box 8971 #6-97
Madison WI 53708-8971
Fax: (608) 264-6887
lgs@wisconsin.gov

September 13, 2024

ALAN ANDERSON
TOWN OF MOUNT MORRIS
W6750 NORWEGIAN LN
WILD ROSE WI 54984-6488

Notice of Shared Revenue – 2025 Original Estimate

Notice Information

The Wisconsin Department of Revenue (DOR) is providing the **estimated** shared revenue amounts your local government will receive in 2025 under current state law for county and municipal aid, supplemental county and municipal aid, utility aid and the expenditure restraint incentive program. This does not include adjustments, shown on the July and November payment notices.

District	TOWN OF MOUNT MORRIS	County	WAUSHARA	Co-muni code	69-018
-----------------	----------------------	---------------	----------	---------------------	--------

Estimate Information

For an explanation of each aid payment listed below, review the additional information in this notice.

2025 Original Estimate	
1. County and municipal aid	\$11,074.43
2. Utility aid	\$0.00
3. Supplemental county and municipal aid	\$49,716.88
4. Expenditure restraint incentive program	\$0.00
5. Total Estimated 2025 Payments (sum of Lines 1-4)	\$60,791.31

Payment Information

Your local government will receive two distributions in 2025 :

- July 28, 2025: 15% of Line 1, 2, and 3 and 100% of Line 4 (*shown above*)
- November 17, 2025: balance of your 2025 aid payments

County and Municipal Aid

Under state law, the county and municipal aid paid to each county and municipality must be equal to the amount determined in 2012 (sec. 79.036, Wis. Stats.) and adjusted for fallen protective services insurance reimbursement (sec. 79.036(4), Wis. Stats.).

County and Municipal Aid Calculation	
1. Prior year county and municipal aid	\$10,826.23
2. Increase due to sales tax revenue, including adjustments (<i>district changes</i>)	\$249.00
3. Fallen protective services insurance adjustment	-\$0.80
4. Fallen protective services insurance reimbursement (<i>reported to DOR</i>)	\$0.00
5. Total County and Municipal Aid (sum of Lines 1-4)	\$11,074.43

Utility Aid

- Under state law, utility aid is distributed to each county and municipality where tax-exempt utility property is located (sec. 79.04, Wis. Stats.)
- Utility companies report utility property information to DOR annually
- DOR uses the provided information to accurately calculate utility aid (*shown below*)

Utility Aid Calculation	
1. Net book value, <i>as of December 31, 2024 (including expected additions/retirements)</i>	\$0.00
2. Total net book value payment	\$0.00
3. Minimum payment	\$0.00
4. Megawatt capacity	0.0
5. Megawatt capacity payment	\$0.00
6. Closed/decommissioned production plant (phased down) payment	\$0.00
7. Subtotal (<i>sum of Lines 2, 3, 5 and 6</i>)	\$0.00
8. Population cap	\$470,050.00
9. Adjusted subtotal (<i>lesser of Line 7 or Line 8</i>)	\$0.00
10. Adjacent site incentive payment	\$0.00
11. Baseload incentive payment	\$0.00
12. Co-generation incentive payment	\$0.00
13. Alternative energy incentive payment	\$0.00
14. Total incentive payments (<i>sum of Lines 10 through 13</i>)	\$0.00
15. Spent nuclear fuel payment	\$0.00
16. Total Utility Aid – this is the utility aid payment listed on the front of the estimate (<i>sum of Lines 9, 14 and 15</i>)	\$0.00

Supplemental County and Municipal Aid

- Under state law, supplemental county and municipal aid paid to each county and municipality is determined by 2023 Wisconsin Act 12 (sec. 79.037, Wis. Stats.)
- For detailed information, review [county and municipal aid spreadsheet](#)

Supplemental County and Municipal Aid Calculation	
1. Prior year supplemental county and municipal aid	\$48,599.10
2. Increase due to sales tax revenue including adjustments (<i>district changes</i>)	\$1,117.78
3. Total Supplemental County and Municipal Aid (<i>sum of Lines 1 and 2</i>)	\$49,716.88

Expenditure Restraint Incentive Program

- Only municipalities are eligible to receive Expenditure Restraint Incentive Program (ERIP) payments
- Under state law, in 2025, each municipality will receive a payment that is equal to the amount of the payment received by the municipality in 2024 (sec. 79.05(4), Wis. Stats., from 2023 WI Act 12 – notwithstanding subs. (2) and (3))

Contact Information

If you have questions, contact us at lgs@wisconsin.gov, (608) 266-8618 or (608) 261-5167.



State of Wisconsin • DEPARTMENT OF REVENUE

DIVISION OF STATE AND LOCAL FINANCE • BUREAU OF LOCAL GOVERNMENT SERVICES • 2135 RIMROCK RD MADISON, WI 53713

Mailing Address:
PO Box 8971 #6-97
Madison WI 53708-8971
Fax: (608) 264-6887
lgs@wisconsin.gov

September 13, 2024

DESIREE ACANTILADO
TOWN OF OASIS
N6012 9TH AVE
PLAINFIELD WI 54966

Notice of Shared Revenue – 2025 Original Estimate

Notice Information

The Wisconsin Department of Revenue (DOR) is providing the **estimated** shared revenue amounts your local government will receive in 2025 under current state law for county and municipal aid, supplemental county and municipal aid, utility aid and the expenditure restraint incentive program. This does not include adjustments, shown on the July and November payment notices.

District	TOWN OF OASIS	County	WAUSHARA	Co-muni code	69-020
-----------------	---------------	---------------	----------	---------------------	--------

Estimate Information

For an explanation of each aid payment listed below, review the additional information in this notice.

2025 Original Estimate	
1. County and municipal aid	\$5,843.61
2. Utility aid	\$0.00
3. Supplemental county and municipal aid	\$37,241.53
4. Expenditure restraint incentive program	\$0.00
5. Total Estimated 2025 Payments (sum of Lines 1-4)	\$43,085.14

Payment Information

Your local government will receive two distributions in 2025 :

- July 28, 2025: 15% of Line 1, 2, and 3 and 100% of Line 4 (*shown above*)
- November 17, 2025: balance of your 2025 aid payments

County and Municipal Aid

Under state law, the county and municipal aid paid to each county and municipality must be equal to the amount determined in 2012 (sec. 79.036, Wis. Stats.) and adjusted for fallen protective services insurance reimbursement (sec. 79.036(4), Wis. Stats.).

County and Municipal Aid Calculation	
1. Prior year county and municipal aid	\$5,712.64
2. Increase due to sales tax revenue, including adjustments (<i>district changes</i>)	\$131.39
3. Fallen protective services insurance adjustment	-\$0.42
4. Fallen protective services insurance reimbursement (<i>reported to DOR</i>)	\$0.00
5. Total County and Municipal Aid (sum of Lines 1-4)	\$5,843.61

Utility Aid

- Under state law, utility aid is distributed to each county and municipality where tax-exempt utility property is located (sec. 79.04, Wis. Stats.)
- Utility companies report utility property information to DOR annually
- DOR uses the provided information to accurately calculate utility aid (*shown below*)

Utility Aid Calculation	
1. Net book value, <i>as of December 31, 2024 (including expected additions/retirements)</i>	\$0.00
2. Total net book value payment	\$0.00
3. Minimum payment	\$0.00
4. Megawatt capacity	0.0
5. Megawatt capacity payment	\$0.00
6. Closed/decommissioned production plant (phased down) payment	\$0.00
7. Subtotal (<i>sum of Lines 2, 3, 5 and 6</i>)	\$0.00
8. Population cap	\$158,100.00
9. Adjusted subtotal (<i>lesser of Line 7 or Line 8</i>)	\$0.00
10. Adjacent site incentive payment	\$0.00
11. Baseload incentive payment	\$0.00
12. Co-generation incentive payment	\$0.00
13. Alternative energy incentive payment	\$0.00
14. Total incentive payments (<i>sum of Lines 10 through 13</i>)	\$0.00
15. Spent nuclear fuel payment	\$0.00
16. Total Utility Aid – this is the utility aid payment listed on the front of the estimate (<i>sum of Lines 9, 14 and 15</i>)	\$0.00

Supplemental County and Municipal Aid

- Under state law, supplemental county and municipal aid paid to each county and municipality is determined by 2023 Wisconsin Act 12 (sec. 79.037, Wis. Stats.)
- For detailed information, review [county and municipal aid spreadsheet](#)

Supplemental County and Municipal Aid Calculation	
1. Prior year supplemental county and municipal aid	\$36,404.23
2. Increase due to sales tax revenue including adjustments (<i>district changes</i>)	\$837.30
3. Total Supplemental County and Municipal Aid (<i>sum of Lines 1 and 2</i>)	\$37,241.53

Expenditure Restraint Incentive Program

- Only municipalities are eligible to receive Expenditure Restraint Incentive Program (ERIP) payments
- Under state law, in 2025, each municipality will receive a payment that is equal to the amount of the payment received by the municipality in 2024 (sec. 79.05(4), Wis. Stats., from 2023 WI Act 12 – notwithstanding subs. (2) and (3))

Contact Information

If you have questions, contact us at lgs@wisconsin.gov, (608) 266-8618 or (608) 261-5167.



State of Wisconsin • DEPARTMENT OF REVENUE

DIVISION OF STATE AND LOCAL FINANCE • BUREAU OF LOCAL GOVERNMENT SERVICES • 2135 RIMROCK RD MADISON, WI 53713

Mailing Address:
PO Box 8971 #6-97
Madison WI 53708-8971
Fax: (608) 264-6887
lgs@wisconsin.gov

September 13, 2024

LINDA CARLSON
TOWN OF PLAINFIELD
N6729 6TH DR
PLAINFIELD WI 54966

Notice of Shared Revenue – 2025 Original Estimate

Notice Information

The Wisconsin Department of Revenue (DOR) is providing the **estimated** shared revenue amounts your local government will receive in 2025 under current state law for county and municipal aid, supplemental county and municipal aid, utility aid and the expenditure restraint incentive program. This does not include adjustments, shown on the July and November payment notices.

District	TOWN OF PLAINFIELD	County	WAUSHARA	Co-muni code	69-022
-----------------	--------------------	---------------	----------	---------------------	--------

Estimate Information

For an explanation of each aid payment listed below, review the additional information in this notice.

2025 Original Estimate	
1. County and municipal aid	\$13,906.34
2. Utility aid	\$293.39
3. Supplemental county and municipal aid	\$39,201.22
4. Expenditure restraint incentive program	\$0.00
5. Total Estimated 2025 Payments (sum of Lines 1-4)	\$53,400.95

Payment Information

Your local government will receive two distributions in 2025 :

- July 28, 2025: 15% of Line 1, 2, and 3 and 100% of Line 4 (*shown above*)
- November 17, 2025: balance of your 2025 aid payments

County and Municipal Aid

Under state law, the county and municipal aid paid to each county and municipality must be equal to the amount determined in 2012 (sec. 79.036, Wis. Stats.) and adjusted for fallen protective services insurance reimbursement (sec. 79.036(4), Wis. Stats.).

County and Municipal Aid Calculation	
1. Prior year county and municipal aid	\$13,594.66
2. Increase due to sales tax revenue, including adjustments (<i>district changes</i>)	\$312.68
3. Fallen protective services insurance adjustment	-\$1.00
4. Fallen protective services insurance reimbursement (<i>reported to DOR</i>)	\$0.00
5. Total County and Municipal Aid (sum of Lines 1-4)	\$13,906.34

Utility Aid

- Under state law, utility aid is distributed to each county and municipality where tax-exempt utility property is located (sec. 79.04, Wis. Stats.)
- Utility companies report utility property information to DOR annually
- DOR uses the provided information to accurately calculate utility aid (*shown below*)

Utility Aid Calculation	
1. Net book value, <i>as of December 31, 2024 (including expected additions/retirements)</i>	\$97,795.00
2. Total net book value payment	\$293.39
3. Minimum payment	\$0.00
4. Megawatt capacity	0.0
5. Megawatt capacity payment	\$0.00
6. Closed/decommissioned production plant (phased down) payment	\$0.00
7. Subtotal (<i>sum of Lines 2, 3, 5 and 6</i>)	\$293.39
8. Population cap	\$209,950.00
9. Adjusted subtotal (<i>lesser of Line 7 or Line 8</i>)	\$293.39
10. Adjacent site incentive payment	\$0.00
11. Baseload incentive payment	\$0.00
12. Co-generation incentive payment	\$0.00
13. Alternative energy incentive payment	\$0.00
14. Total incentive payments (<i>sum of Lines 10 through 13</i>)	\$0.00
15. Spent nuclear fuel payment	\$0.00
16. Total Utility Aid – this is the utility aid payment listed on the front of the estimate (<i>sum of Lines 9, 14 and 15</i>)	\$293.39

Supplemental County and Municipal Aid

- Under state law, supplemental county and municipal aid paid to each county and municipality is determined by 2023 Wisconsin Act 12 (sec. 79.037, Wis. Stats.)
- For detailed information, review [county and municipal aid spreadsheet](#)

Supplemental County and Municipal Aid Calculation	
1. Prior year supplemental county and municipal aid	\$38,319.86
2. Increase due to sales tax revenue including adjustments (<i>district changes</i>)	\$881.36
3. Total Supplemental County and Municipal Aid (<i>sum of Lines 1 and 2</i>)	\$39,201.22

Expenditure Restraint Incentive Program

- Only municipalities are eligible to receive Expenditure Restraint Incentive Program (ERIP) payments
- Under state law, in 2025, each municipality will receive a payment that is equal to the amount of the payment received by the municipality in 2024 (sec. 79.05(4), Wis. Stats., from 2023 WI Act 12 – notwithstanding subs. (2) and (3))

Contact Information

If you have questions, contact us at lgs@wisconsin.gov, (608) 266-8618 or (608) 261-5167.



State of Wisconsin • DEPARTMENT OF REVENUE

DIVISION OF STATE AND LOCAL FINANCE • BUREAU OF LOCAL GOVERNMENT SERVICES • 2135 RIMROCK RD MADISON, WI 53713

Mailing Address:
PO Box 8971 #6-97
Madison WI 53708-8971
Fax: (608) 264-6887
lgs@wisconsin.gov

September 13, 2024

SUE ALBRIGHT
TOWN OF POY SIPPI
W1298 COUNTY RD D
BERLIN WI 54923-8352

Notice of Shared Revenue – 2025 Original Estimate

Notice Information

The Wisconsin Department of Revenue (DOR) is providing the **estimated** shared revenue amounts your local government will receive in 2025 under current state law for county and municipal aid, supplemental county and municipal aid, utility aid and the expenditure restraint incentive program. This does not include adjustments, shown on the July and November payment notices.

District	TOWN OF POY SIPPI	County	WAUSHARA	Co-muni code	69-024
-----------------	-------------------	---------------	----------	---------------------	--------

Estimate Information

For an explanation of each aid payment listed below, review the additional information in this notice.

2025 Original Estimate	
1. County and municipal aid	\$38,160.85
2. Utility aid	\$417.98
3. Supplemental county and municipal aid	\$46,418.72
4. Expenditure restraint incentive program	\$0.00
5. Total Estimated 2025 Payments (sum of Lines 1-4)	\$84,997.55

Payment Information

Your local government will receive two distributions in 2025 :

- July 28, 2025: 15% of Line 1, 2, and 3 and 100% of Line 4 (*shown above*)
- November 17, 2025: balance of your 2025 aid payments

County and Municipal Aid

Under state law, the county and municipal aid paid to each county and municipality must be equal to the amount determined in 2012 (sec. 79.036, Wis. Stats.) and adjusted for fallen protective services insurance reimbursement (sec. 79.036(4), Wis. Stats.).

County and Municipal Aid Calculation	
1. Prior year county and municipal aid	\$37,305.58
2. Increase due to sales tax revenue, including adjustments (<i>district changes</i>)	\$858.03
3. Fallen protective services insurance adjustment	-\$2.76
4. Fallen protective services insurance reimbursement (<i>reported to DOR</i>)	\$0.00
5. Total County and Municipal Aid (sum of Lines 1-4)	\$38,160.85

Utility Aid

- Under state law, utility aid is distributed to each county and municipality where tax-exempt utility property is located (sec. 79.04, Wis. Stats.)
- Utility companies report utility property information to DOR annually
- DOR uses the provided information to accurately calculate utility aid (*shown below*)

Utility Aid Calculation	
1. Net book value, <i>as of December 31, 2024 (including expected additions/retirements)</i>	\$139,327.00
2. Total net book value payment	\$417.98
3. Minimum payment	\$0.00
4. Megawatt capacity	0.0
5. Megawatt capacity payment	\$0.00
6. Closed/decommissioned production plant (phased down) payment	\$0.00
7. Subtotal (<i>sum of Lines 2, 3, 5 and 6</i>)	\$417.98
8. Population cap	\$387,600.00
9. Adjusted subtotal (<i>lesser of Line 7 or Line 8</i>)	\$417.98
10. Adjacent site incentive payment	\$0.00
11. Baseload incentive payment	\$0.00
12. Co-generation incentive payment	\$0.00
13. Alternative energy incentive payment	\$0.00
14. Total incentive payments (<i>sum of Lines 10 through 13</i>)	\$0.00
15. Spent nuclear fuel payment	\$0.00
16. Total Utility Aid – this is the utility aid payment listed on the front of the estimate (<i>sum of Lines 9, 14 and 15</i>)	\$417.98

Supplemental County and Municipal Aid

- Under state law, supplemental county and municipal aid paid to each county and municipality is determined by 2023 Wisconsin Act 12 (sec. 79.037, Wis. Stats.)
- For detailed information, review [county and municipal aid spreadsheet](#)

Supplemental County and Municipal Aid Calculation	
1. Prior year supplemental county and municipal aid	\$45,375.09
2. Increase due to sales tax revenue including adjustments (<i>district changes</i>)	\$1,043.63
3. Total Supplemental County and Municipal Aid (<i>sum of Lines 1 and 2</i>)	\$46,418.72

Expenditure Restraint Incentive Program

- Only municipalities are eligible to receive Expenditure Restraint Incentive Program (ERIP) payments
- Under state law, in 2025, each municipality will receive a payment that is equal to the amount of the payment received by the municipality in 2024 (sec. 79.05(4), Wis. Stats., from 2023 WI Act 12 – notwithstanding subs. (2) and (3))

Contact Information

If you have questions, contact us at lgs@wisconsin.gov, (608) 266-8618 or (608) 261-5167.



State of Wisconsin • DEPARTMENT OF REVENUE

DIVISION OF STATE AND LOCAL FINANCE • BUREAU OF LOCAL GOVERNMENT SERVICES • 2135 RIMROCK RD MADISON, WI 53713

Mailing Address:
PO Box 8971 #6-97
Madison WI 53708-8971
Fax: (608) 264-6887
lgs@wisconsin.gov

September 13, 2024

JULIA STAEHLER
TOWN OF RICHFORD
W10438 CREE AVE
COLOMA WI 54930-8743

Notice of Shared Revenue – 2025 Original Estimate

Notice Information

The Wisconsin Department of Revenue (DOR) is providing the **estimated** shared revenue amounts your local government will receive in 2025 under current state law for county and municipal aid, supplemental county and municipal aid, utility aid and the expenditure restraint incentive program. This does not include adjustments, shown on the July and November payment notices.

District	TOWN OF RICHFORD	County	WAUSHARA	Co-muni code	69-026
-----------------	------------------	---------------	----------	---------------------	--------

Estimate Information

For an explanation of each aid payment listed below, review the additional information in this notice.

2025 Original Estimate	
1. County and municipal aid	\$6,784.05
2. Utility aid	\$504.36
3. Supplemental county and municipal aid	\$43,411.88
4. Expenditure restraint incentive program	\$0.00
5. Total Estimated 2025 Payments (sum of Lines 1-4)	\$50,700.29

Payment Information

Your local government will receive two distributions in 2025 :

- July 28, 2025: 15% of Line 1, 2, and 3 and 100% of Line 4 (*shown above*)
- November 17, 2025: balance of your 2025 aid payments

County and Municipal Aid

Under state law, the county and municipal aid paid to each county and municipality must be equal to the amount determined in 2012 (sec. 79.036, Wis. Stats.) and adjusted for fallen protective services insurance reimbursement (sec. 79.036(4), Wis. Stats.).

County and Municipal Aid Calculation	
1. Prior year county and municipal aid	\$6,632.00
2. Increase due to sales tax revenue, including adjustments (<i>district changes</i>)	\$152.54
3. Fallen protective services insurance adjustment	-\$0.49
4. Fallen protective services insurance reimbursement (<i>reported to DOR</i>)	\$0.00
5. Total County and Municipal Aid (sum of Lines 1-4)	\$6,784.05

Utility Aid

- Under state law, utility aid is distributed to each county and municipality where tax-exempt utility property is located (sec. 79.04, Wis. Stats.)
- Utility companies report utility property information to DOR annually
- DOR uses the provided information to accurately calculate utility aid (*shown below*)

Utility Aid Calculation	
1. Net book value, <i>as of December 31, 2024 (including expected additions/retirements)</i>	\$168,119.00
2. Total net book value payment	\$504.36
3. Minimum payment	\$0.00
4. Megawatt capacity	0.0
5. Megawatt capacity payment	\$0.00
6. Closed/decommissioned production plant (phased down) payment	\$0.00
7. Subtotal (<i>sum of Lines 2, 3, 5 and 6</i>)	\$504.36
8. Population cap	\$323,850.00
9. Adjusted subtotal (<i>lesser of Line 7 or Line 8</i>)	\$504.36
10. Adjacent site incentive payment	\$0.00
11. Baseload incentive payment	\$0.00
12. Co-generation incentive payment	\$0.00
13. Alternative energy incentive payment	\$0.00
14. Total incentive payments (<i>sum of Lines 10 through 13</i>)	\$0.00
15. Spent nuclear fuel payment	\$0.00
16. Total Utility Aid – this is the utility aid payment listed on the front of the estimate (<i>sum of Lines 9, 14 and 15</i>)	\$504.36

Supplemental County and Municipal Aid

- Under state law, supplemental county and municipal aid paid to each county and municipality is determined by 2023 Wisconsin Act 12 (sec. 79.037, Wis. Stats.)
- For detailed information, review [county and municipal aid spreadsheet](#)

Supplemental County and Municipal Aid Calculation	
1. Prior year supplemental county and municipal aid	\$42,435.86
2. Increase due to sales tax revenue including adjustments (<i>district changes</i>)	\$976.02
3. Total Supplemental County and Municipal Aid (<i>sum of Lines 1 and 2</i>)	\$43,411.88

Expenditure Restraint Incentive Program

- Only municipalities are eligible to receive Expenditure Restraint Incentive Program (ERIP) payments
- Under state law, in 2025, each municipality will receive a payment that is equal to the amount of the payment received by the municipality in 2024 (sec. 79.05(4), Wis. Stats., from 2023 WI Act 12 – notwithstanding subs. (2) and (3))

Contact Information

If you have questions, contact us at lgs@wisconsin.gov, (608) 266-8618 or (608) 261-5167.



State of Wisconsin • DEPARTMENT OF REVENUE

DIVISION OF STATE AND LOCAL FINANCE • BUREAU OF LOCAL GOVERNMENT SERVICES • 2135 RIMROCK RD MADISON, WI 53713

Mailing Address:
PO Box 8971 #6-97
Madison WI 53708-8971
Fax: (608) 264-6887
lgs@wisconsin.gov

September 13, 2024

KATHY VANDECASLE
TOWN OF ROSE
W9057 SOUTH COUNTY ROAD A
WILD ROSE WI 54984

Notice of Shared Revenue – 2025 Original Estimate

Notice Information

The Wisconsin Department of Revenue (DOR) is providing the **estimated** shared revenue amounts your local government will receive in 2025 under current state law for county and municipal aid, supplemental county and municipal aid, utility aid and the expenditure restraint incentive program. This does not include adjustments, shown on the July and November payment notices.

District	TOWN OF ROSE	County	WAUSHARA	Co-muni code	69-028
-----------------	--------------	---------------	----------	---------------------	--------

Estimate Information

For an explanation of each aid payment listed below, review the additional information in this notice.

2025 Original Estimate	
1. County and municipal aid	\$7,826.37
2. Utility aid	\$10,169.91
3. Supplemental county and municipal aid	\$42,294.89
4. Expenditure restraint incentive program	\$0.00
5. Total Estimated 2025 Payments (sum of Lines 1-4)	\$60,291.17

Payment Information

Your local government will receive two distributions in 2025 :

- July 28, 2025: 15% of Line 1, 2, and 3 and 100% of Line 4 (*shown above*)
- November 17, 2025: balance of your 2025 aid payments

County and Municipal Aid

Under state law, the county and municipal aid paid to each county and municipality must be equal to the amount determined in 2012 (sec. 79.036, Wis. Stats.) and adjusted for fallen protective services insurance reimbursement (sec. 79.036(4), Wis. Stats.).

County and Municipal Aid Calculation	
1. Prior year county and municipal aid	\$7,650.97
2. Increase due to sales tax revenue, including adjustments (<i>district changes</i>)	\$175.97
3. Fallen protective services insurance adjustment	-\$0.57
4. Fallen protective services insurance reimbursement (<i>reported to DOR</i>)	\$0.00
5. Total County and Municipal Aid (sum of Lines 1-4)	\$7,826.37

Utility Aid

- Under state law, utility aid is distributed to each county and municipality where tax-exempt utility property is located (sec. 79.04, Wis. Stats.)
- Utility companies report utility property information to DOR annually
- DOR uses the provided information to accurately calculate utility aid (*shown below*)

Utility Aid Calculation	
1. Net book value, <i>as of December 31, 2024 (including expected additions/retirements)</i>	\$3,389,970.00
2. Total net book value payment	\$10,169.91
3. Minimum payment	\$0.00
4. Megawatt capacity	0.0
5. Megawatt capacity payment	\$0.00
6. Closed/decommissioned production plant (phased down) payment	\$0.00
7. Subtotal (<i>sum of Lines 2, 3, 5 and 6</i>)	\$10,169.91
8. Population cap	\$292,400.00
9. Adjusted subtotal (<i>lesser of Line 7 or Line 8</i>)	\$10,169.91
10. Adjacent site incentive payment	\$0.00
11. Baseload incentive payment	\$0.00
12. Co-generation incentive payment	\$0.00
13. Alternative energy incentive payment	\$0.00
14. Total incentive payments (<i>sum of Lines 10 through 13</i>)	\$0.00
15. Spent nuclear fuel payment	\$0.00
16. Total Utility Aid – this is the utility aid payment listed on the front of the estimate (<i>sum of Lines 9, 14 and 15</i>)	\$10,169.91

Supplemental County and Municipal Aid

- Under state law, supplemental county and municipal aid paid to each county and municipality is determined by 2023 Wisconsin Act 12 (sec. 79.037, Wis. Stats.)
- For detailed information, review [county and municipal aid spreadsheet](#)

Supplemental County and Municipal Aid Calculation	
1. Prior year supplemental county and municipal aid	\$41,343.98
2. Increase due to sales tax revenue including adjustments (<i>district changes</i>)	\$950.91
3. Total Supplemental County and Municipal Aid (<i>sum of Lines 1 and 2</i>)	\$42,294.89

Expenditure Restraint Incentive Program

- Only municipalities are eligible to receive Expenditure Restraint Incentive Program (ERIP) payments
- Under state law, in 2025, each municipality will receive a payment that is equal to the amount of the payment received by the municipality in 2024 (sec. 79.05(4), Wis. Stats., from 2023 WI Act 12 – notwithstanding subs. (2) and (3))

Contact Information

If you have questions, contact us at lgs@wisconsin.gov, (608) 266-8618 or (608) 261-5167.



State of Wisconsin • DEPARTMENT OF REVENUE

DIVISION OF STATE AND LOCAL FINANCE • BUREAU OF LOCAL GOVERNMENT SERVICES • 2135 RIMROCK RD MADISON, WI 53713

Mailing Address:
PO Box 8971 #6-97
Madison WI 53708-8971
Fax: (608) 264-6887
lgs@wisconsin.gov

September 13, 2024

THERESA SZCZUBLEWSKI
TOWN OF SAXEVILLE
PO BOX 30
SAXEVILLE WI 54976

Notice of Shared Revenue – 2025 Original Estimate

Notice Information

The Wisconsin Department of Revenue (DOR) is providing the **estimated** shared revenue amounts your local government will receive in 2025 under current state law for county and municipal aid, supplemental county and municipal aid, utility aid and the expenditure restraint incentive program. This does not include adjustments, shown on the July and November payment notices.

District	TOWN OF SAXEVILLE	County	WAUSHARA	Co-muni code	69-030
-----------------	-------------------	---------------	----------	---------------------	--------

Estimate Information

For an explanation of each aid payment listed below, review the additional information in this notice.

2025 Original Estimate	
1. County and municipal aid	\$12,064.36
2. Utility aid	\$0.00
3. Supplemental county and municipal aid	\$47,827.40
4. Expenditure restraint incentive program	\$0.00
5. Total Estimated 2025 Payments (sum of Lines 1-4)	\$59,891.76

Payment Information

Your local government will receive two distributions in 2025 :

- July 28, 2025: 15% of Line 1, 2, and 3 and 100% of Line 4 (*shown above*)
- November 17, 2025: balance of your 2025 aid payments

County and Municipal Aid

Under state law, the county and municipal aid paid to each county and municipality must be equal to the amount determined in 2012 (sec. 79.036, Wis. Stats.) and adjusted for fallen protective services insurance reimbursement (sec. 79.036(4), Wis. Stats.).

County and Municipal Aid Calculation	
1. Prior year county and municipal aid	\$11,793.97
2. Increase due to sales tax revenue, including adjustments (<i>district changes</i>)	\$271.26
3. Fallen protective services insurance adjustment	-\$0.87
4. Fallen protective services insurance reimbursement (<i>reported to DOR</i>)	\$0.00
5. Total County and Municipal Aid (sum of Lines 1-4)	\$12,064.36

Utility Aid

- Under state law, utility aid is distributed to each county and municipality where tax-exempt utility property is located (sec. 79.04, Wis. Stats.)
- Utility companies report utility property information to DOR annually
- DOR uses the provided information to accurately calculate utility aid (*shown below*)

Utility Aid Calculation	
1. Net book value, <i>as of December 31, 2024 (including expected additions/retirements)</i>	\$0.00
2. Total net book value payment	\$0.00
3. Minimum payment	\$0.00
4. Megawatt capacity	0.0
5. Megawatt capacity payment	\$0.00
6. Closed/decommissioned production plant (phased down) payment	\$0.00
7. Subtotal (<i>sum of Lines 2, 3, 5 and 6</i>)	\$0.00
8. Population cap	\$423,725.00
9. Adjusted subtotal (<i>lesser of Line 7 or Line 8</i>)	\$0.00
10. Adjacent site incentive payment	\$0.00
11. Baseload incentive payment	\$0.00
12. Co-generation incentive payment	\$0.00
13. Alternative energy incentive payment	\$0.00
14. Total incentive payments (<i>sum of Lines 10 through 13</i>)	\$0.00
15. Spent nuclear fuel payment	\$0.00
16. Total Utility Aid – this is the utility aid payment listed on the front of the estimate (<i>sum of Lines 9, 14 and 15</i>)	\$0.00

Supplemental County and Municipal Aid

- Under state law, supplemental county and municipal aid paid to each county and municipality is determined by 2023 Wisconsin Act 12 (sec. 79.037, Wis. Stats.)
- For detailed information, review [county and municipal aid spreadsheet](#)

Supplemental County and Municipal Aid Calculation	
1. Prior year supplemental county and municipal aid	\$46,752.10
2. Increase due to sales tax revenue including adjustments (<i>district changes</i>)	\$1,075.30
3. Total Supplemental County and Municipal Aid (<i>sum of Lines 1 and 2</i>)	\$47,827.40

Expenditure Restraint Incentive Program

- Only municipalities are eligible to receive Expenditure Restraint Incentive Program (ERIP) payments
- Under state law, in 2025, each municipality will receive a payment that is equal to the amount of the payment received by the municipality in 2024 (sec. 79.05(4), Wis. Stats., from 2023 WI Act 12 – notwithstanding subs. (2) and (3))

Contact Information

If you have questions, contact us at lgs@wisconsin.gov, (608) 266-8618 or (608) 261-5167.



State of Wisconsin • DEPARTMENT OF REVENUE

DIVISION OF STATE AND LOCAL FINANCE • BUREAU OF LOCAL GOVERNMENT SERVICES • 2135 RIMROCK RD MADISON, WI 53713

Mailing Address:
PO Box 8971 #6-97
Madison WI 53708-8971
Fax: (608) 264-6887
lgs@wisconsin.gov

September 13, 2024

CAROLANN YESKA
TOWN OF SPRINGWATER
PO BOX 157, W7033 COUNTY RD GH
WILD ROSE WI 54984-0236

Notice of Shared Revenue – 2025 Original Estimate

Notice Information

The Wisconsin Department of Revenue (DOR) is providing the **estimated** shared revenue amounts your local government will receive in 2025 under current state law for county and municipal aid, supplemental county and municipal aid, utility aid and the expenditure restraint incentive program. This does not include adjustments, shown on the July and November payment notices.

District	TOWN OF SPRINGWATER	County	WAUSHARA	Co-muni code	69-032
-----------------	---------------------	---------------	----------	---------------------	--------

Estimate Information

For an explanation of each aid payment listed below, review the additional information in this notice.

2025 Original Estimate	
1. County and municipal aid	\$14,045.88
2. Utility aid	\$7,200.56
3. Supplemental county and municipal aid	\$52,189.98
4. Expenditure restraint incentive program	\$0.00
5. Total Estimated 2025 Payments (sum of Lines 1-4)	\$73,436.42

Payment Information

Your local government will receive two distributions in 2025 :

- July 28, 2025: 15% of Line 1, 2, and 3 and 100% of Line 4 (*shown above*)
- November 17, 2025: balance of your 2025 aid payments

County and Municipal Aid

Under state law, the county and municipal aid paid to each county and municipality must be equal to the amount determined in 2012 (sec. 79.036, Wis. Stats.) and adjusted for fallen protective services insurance reimbursement (sec. 79.036(4), Wis. Stats.).

County and Municipal Aid Calculation	
1. Prior year county and municipal aid	\$13,731.08
2. Increase due to sales tax revenue, including adjustments (<i>district changes</i>)	\$315.81
3. Fallen protective services insurance adjustment	-\$1.01
4. Fallen protective services insurance reimbursement (<i>reported to DOR</i>)	\$0.00
5. Total County and Municipal Aid (sum of Lines 1-4)	\$14,045.88

Utility Aid

- Under state law, utility aid is distributed to each county and municipality where tax-exempt utility property is located (sec. 79.04, Wis. Stats.)
- Utility companies report utility property information to DOR annually
- DOR uses the provided information to accurately calculate utility aid (*shown below*)

Utility Aid Calculation	
1. Net book value, <i>as of December 31, 2024 (including expected additions/retirements)</i>	\$2,400,187.00
2. Total net book value payment	\$7,200.56
3. Minimum payment	\$0.00
4. Megawatt capacity	0.0
5. Megawatt capacity payment	\$0.00
6. Closed/decommissioned production plant (phased down) payment	\$0.00
7. Subtotal (<i>sum of Lines 2, 3, 5 and 6</i>)	\$7,200.56
8. Population cap	\$523,175.00
9. Adjusted subtotal (<i>lesser of Line 7 or Line 8</i>)	\$7,200.56
10. Adjacent site incentive payment	\$0.00
11. Baseload incentive payment	\$0.00
12. Co-generation incentive payment	\$0.00
13. Alternative energy incentive payment	\$0.00
14. Total incentive payments (<i>sum of Lines 10 through 13</i>)	\$0.00
15. Spent nuclear fuel payment	\$0.00
16. Total Utility Aid – this is the utility aid payment listed on the front of the estimate <i>(sum of Lines 9, 14 and 15)</i>	\$7,200.56

Supplemental County and Municipal Aid

- Under state law, supplemental county and municipal aid paid to each county and municipality is determined by 2023 Wisconsin Act 12 (sec. 79.037, Wis. Stats.)
- For detailed information, review [county and municipal aid spreadsheet](#)

Supplemental County and Municipal Aid Calculation	
1. Prior year supplemental county and municipal aid	\$51,016.60
2. Increase due to sales tax revenue including adjustments (<i>district changes</i>)	\$1,173.38
3. Total Supplemental County and Municipal Aid (<i>sum of Lines 1 and 2</i>)	\$52,189.98

Expenditure Restraint Incentive Program

- Only municipalities are eligible to receive Expenditure Restraint Incentive Program (ERIP) payments
- Under state law, in 2025, each municipality will receive a payment that is equal to the amount of the payment received by the municipality in 2024 (sec. 79.05(4), Wis. Stats., from 2023 WI Act 12 – notwithstanding subs. (2) and (3))

Contact Information

If you have questions, contact us at lgs@wisconsin.gov, (608) 266-8618 or (608) 261-5167.



State of Wisconsin • DEPARTMENT OF REVENUE

DIVISION OF STATE AND LOCAL FINANCE • BUREAU OF LOCAL GOVERNMENT SERVICES • 2135 RIMROCK RD MADISON, WI 53713

Mailing Address:
PO Box 8971 #6-97
Madison WI 53708-8971
Fax: (608) 264-6887
lgs@wisconsin.gov

September 13, 2024

TOM MONACELLI
TOWN OF WARREN
412 N 4TH AVE
REDGRANITE WI 54970-9707

Notice of Shared Revenue – 2025 Original Estimate

Notice Information

The Wisconsin Department of Revenue (DOR) is providing the **estimated** shared revenue amounts your local government will receive in 2025 under current state law for county and municipal aid, supplemental county and municipal aid, utility aid and the expenditure restraint incentive program. This does not include adjustments, shown on the July and November payment notices.

District	TOWN OF WARREN	County	WAUSHARA	Co-muni code	69-034
-----------------	----------------	---------------	----------	---------------------	--------

Estimate Information

For an explanation of each aid payment listed below, review the additional information in this notice.

2025 Original Estimate	
1. County and municipal aid	\$11,541.82
2. Utility aid	\$0.00
3. Supplemental county and municipal aid	\$42,157.41
4. Expenditure restraint incentive program	\$0.00
5. Total Estimated 2025 Payments (sum of Lines 1-4)	\$53,699.23

Payment Information

Your local government will receive two distributions in 2025 :

- July 28, 2025: 15% of Line 1, 2, and 3 and 100% of Line 4 (*shown above*)
- November 17, 2025: balance of your 2025 aid payments

County and Municipal Aid

Under state law, the county and municipal aid paid to each county and municipality must be equal to the amount determined in 2012 (sec. 79.036, Wis. Stats.) and adjusted for fallen protective services insurance reimbursement (sec. 79.036(4), Wis. Stats.).

County and Municipal Aid Calculation	
1. Prior year county and municipal aid	\$11,283.14
2. Increase due to sales tax revenue, including adjustments (<i>district changes</i>)	\$259.51
3. Fallen protective services insurance adjustment	-\$0.83
4. Fallen protective services insurance reimbursement (<i>reported to DOR</i>)	\$0.00
5. Total County and Municipal Aid (sum of Lines 1-4)	\$11,541.82

Utility Aid

- Under state law, utility aid is distributed to each county and municipality where tax-exempt utility property is located (sec. 79.04, Wis. Stats.)
- Utility companies report utility property information to DOR annually
- DOR uses the provided information to accurately calculate utility aid (*shown below*)

Utility Aid Calculation	
1. Net book value, <i>as of December 31, 2024 (including expected additions/retirements)</i>	\$0.00
2. Total net book value payment	\$0.00
3. Minimum payment	\$0.00
4. Megawatt capacity	0.0
5. Megawatt capacity payment	\$0.00
6. Closed/decommissioned production plant (phased down) payment	\$0.00
7. Subtotal (<i>sum of Lines 2, 3, 5 and 6</i>)	\$0.00
8. Population cap	\$281,775.00
9. Adjusted subtotal (<i>lesser of Line 7 or Line 8</i>)	\$0.00
10. Adjacent site incentive payment	\$0.00
11. Baseload incentive payment	\$0.00
12. Co-generation incentive payment	\$0.00
13. Alternative energy incentive payment	\$0.00
14. Total incentive payments (<i>sum of Lines 10 through 13</i>)	\$0.00
15. Spent nuclear fuel payment	\$0.00
16. Total Utility Aid – this is the utility aid payment listed on the front of the estimate (<i>sum of Lines 9, 14 and 15</i>)	\$0.00

Supplemental County and Municipal Aid

- Under state law, supplemental county and municipal aid paid to each county and municipality is determined by 2023 Wisconsin Act 12 (sec. 79.037, Wis. Stats.)
- For detailed information, review [county and municipal aid spreadsheet](#)

Supplemental County and Municipal Aid Calculation	
1. Prior year supplemental county and municipal aid	\$41,209.59
2. Increase due to sales tax revenue including adjustments (<i>district changes</i>)	\$947.82
3. Total Supplemental County and Municipal Aid (<i>sum of Lines 1 and 2</i>)	\$42,157.41

Expenditure Restraint Incentive Program

- Only municipalities are eligible to receive Expenditure Restraint Incentive Program (ERIP) payments
- Under state law, in 2025, each municipality will receive a payment that is equal to the amount of the payment received by the municipality in 2024 (sec. 79.05(4), Wis. Stats., from 2023 WI Act 12 – notwithstanding subs. (2) and (3))

Contact Information

If you have questions, contact us at lgs@wisconsin.gov, (608) 266-8618 or (608) 261-5167.



State of Wisconsin • DEPARTMENT OF REVENUE

DIVISION OF STATE AND LOCAL FINANCE • BUREAU OF LOCAL GOVERNMENT SERVICES • 2135 RIMROCK RD MADISON, WI 53713

Mailing Address:
PO Box 8971 #6-97
Madison WI 53708-8971
Fax: (608) 264-6887
lgs@wisconsin.gov

September 13, 2024

PATTY NETT
TOWN OF WAUTOMA
W8674 FAWN COURT
WAUTOMA WI 54982

Notice of Shared Revenue – 2025 Original Estimate

Notice Information

The Wisconsin Department of Revenue (DOR) is providing the **estimated** shared revenue amounts your local government will receive in 2025 under current state law for county and municipal aid, supplemental county and municipal aid, utility aid and the expenditure restraint incentive program. This does not include adjustments, shown on the July and November payment notices.

District	TOWN OF WAUTOMA	County	WAUSHARA	Co-muni code	69-036
-----------------	-----------------	---------------	----------	---------------------	--------

Estimate Information

For an explanation of each aid payment listed below, review the additional information in this notice.

2025 Original Estimate	
1. County and municipal aid	\$15,751.05
2. Utility aid	\$5,366.90
3. Supplemental county and municipal aid	\$52,516.26
4. Expenditure restraint incentive program	\$0.00
5. Total Estimated 2025 Payments (sum of Lines 1-4)	\$73,634.21

Payment Information

Your local government will receive two distributions in 2025 :

- July 28, 2025: 15% of Line 1, 2, and 3 and 100% of Line 4 (*shown above*)
- November 17, 2025: balance of your 2025 aid payments

County and Municipal Aid

Under state law, the county and municipal aid paid to each county and municipality must be equal to the amount determined in 2012 (sec. 79.036, Wis. Stats.) and adjusted for fallen protective services insurance reimbursement (sec. 79.036(4), Wis. Stats.).

County and Municipal Aid Calculation	
1. Prior year county and municipal aid	\$15,398.04
2. Increase due to sales tax revenue, including adjustments (<i>district changes</i>)	\$354.15
3. Fallen protective services insurance adjustment	-\$1.14
4. Fallen protective services insurance reimbursement (<i>reported to DOR</i>)	\$0.00
5. Total County and Municipal Aid (sum of Lines 1-4)	\$15,751.05

Utility Aid

- Under state law, utility aid is distributed to each county and municipality where tax-exempt utility property is located (sec. 79.04, Wis. Stats.)
- Utility companies report utility property information to DOR annually
- DOR uses the provided information to accurately calculate utility aid (*shown below*)

Utility Aid Calculation	
1. Net book value, <i>as of December 31, 2024 (including expected additions/retirements)</i>	\$1,788,965.00
2. Total net book value payment	\$5,366.90
3. Minimum payment	\$0.00
4. Megawatt capacity	0.0
5. Megawatt capacity payment	\$0.00
6. Closed/decommissioned production plant (phased down) payment	\$0.00
7. Subtotal (<i>sum of Lines 2, 3, 5 and 6</i>)	\$5,366.90
8. Population cap	\$538,050.00
9. Adjusted subtotal (<i>lesser of Line 7 or Line 8</i>)	\$5,366.90
10. Adjacent site incentive payment	\$0.00
11. Baseload incentive payment	\$0.00
12. Co-generation incentive payment	\$0.00
13. Alternative energy incentive payment	\$0.00
14. Total incentive payments (<i>sum of Lines 10 through 13</i>)	\$0.00
15. Spent nuclear fuel payment	\$0.00
16. Total Utility Aid – this is the utility aid payment listed on the front of the estimate (<i>sum of Lines 9, 14 and 15</i>)	\$5,366.90

Supplemental County and Municipal Aid

- Under state law, supplemental county and municipal aid paid to each county and municipality is determined by 2023 Wisconsin Act 12 (sec. 79.037, Wis. Stats.)
- For detailed information, review [county and municipal aid spreadsheet](#)

Supplemental County and Municipal Aid Calculation	
1. Prior year supplemental county and municipal aid	\$51,335.54
2. Increase due to sales tax revenue including adjustments (<i>district changes</i>)	\$1,180.72
3. Total Supplemental County and Municipal Aid (<i>sum of Lines 1 and 2</i>)	\$52,516.26

Expenditure Restraint Incentive Program

- Only municipalities are eligible to receive Expenditure Restraint Incentive Program (ERIP) payments
- Under state law, in 2025, each municipality will receive a payment that is equal to the amount of the payment received by the municipality in 2024 (sec. 79.05(4), Wis. Stats., from 2023 WI Act 12 – notwithstanding subs. (2) and (3))

Contact Information

If you have questions, contact us at lgs@wisconsin.gov, (608) 266-8618 or (608) 261-5167.



State of Wisconsin • DEPARTMENT OF REVENUE

DIVISION OF STATE AND LOCAL FINANCE • BUREAU OF LOCAL GOVERNMENT SERVICES • 2135 RIMROCK RD MADISON, WI 53713

Mailing Address:
PO Box 8971 #6-97
Madison WI 53708-8971
Fax: (608) 264-6887
lgs@wisconsin.gov

September 13, 2024

BRENDA WALKER
VILLAGE OF COLOMA
155 NORTH FRONT ST. PO BOX 353
COLOMA WI 54930-0353

Notice of Shared Revenue – 2025 Original Estimate

Notice Information

The Wisconsin Department of Revenue (DOR) is providing the **estimated** shared revenue amounts your local government will receive in 2025 under current state law for county and municipal aid, supplemental county and municipal aid, utility aid and the expenditure restraint incentive program. This does not include adjustments, shown on the July and November payment notices.

District	VILLAGE OF COLOMA	County	WAUSHARA	Co-muni code	69-111
-----------------	-------------------	---------------	----------	---------------------	--------

Estimate Information

For an explanation of each aid payment listed below, review the additional information in this notice.

2025 Original Estimate	
1. County and municipal aid	\$87,546.13
2. Utility aid	\$0.00
3. Supplemental county and municipal aid	\$38,393.30
4. Expenditure restraint incentive program	\$10,946.86
5. Total Estimated 2025 Payments (sum of Lines 1-4)	\$136,886.29

Payment Information

Your local government will receive two distributions in 2025 :

- July 28, 2025: 15% of Line 1, 2, and 3 and 100% of Line 4 (*shown above*)
- November 17, 2025: balance of your 2025 aid payments

County and Municipal Aid

Under state law, the county and municipal aid paid to each county and municipality must be equal to the amount determined in 2012 (sec. 79.036, Wis. Stats.) and adjusted for fallen protective services insurance reimbursement (sec. 79.036(4), Wis. Stats.).

County and Municipal Aid Calculation	
1. Prior year county and municipal aid	\$85,584.03
2. Increase due to sales tax revenue, including adjustments (<i>district changes</i>)	\$1,968.43
3. Fallen protective services insurance adjustment	-\$6.33
4. Fallen protective services insurance reimbursement (<i>reported to DOR</i>)	\$0.00
5. Total County and Municipal Aid (sum of Lines 1-4)	\$87,546.13

Utility Aid

- Under state law, utility aid is distributed to each county and municipality where tax-exempt utility property is located (sec. 79.04, Wis. Stats.)
- Utility companies report utility property information to DOR annually
- DOR uses the provided information to accurately calculate utility aid (*shown below*)

Utility Aid Calculation	
1. Net book value, <i>as of December 31, 2024 (including expected additions/retirements)</i>	\$0.00
2. Total net book value payment	\$0.00
3. Minimum payment	\$0.00
4. Megawatt capacity	0.0
5. Megawatt capacity payment	\$0.00
6. Closed/decommissioned production plant (phased down) payment	\$0.00
7. Subtotal (<i>sum of Lines 2, 3, 5 and 6</i>)	\$0.00
8. Population cap	\$189,125.00
9. Adjusted subtotal (<i>lesser of Line 7 or Line 8</i>)	\$0.00
10. Adjacent site incentive payment	\$0.00
11. Baseload incentive payment	\$0.00
12. Co-generation incentive payment	\$0.00
13. Alternative energy incentive payment	\$0.00
14. Total incentive payments (<i>sum of Lines 10 through 13</i>)	\$0.00
15. Spent nuclear fuel payment	\$0.00
16. Total Utility Aid – this is the utility aid payment listed on the front of the estimate (<i>sum of Lines 9, 14 and 15</i>)	\$0.00

Supplemental County and Municipal Aid

- Under state law, supplemental county and municipal aid paid to each county and municipality is determined by 2023 Wisconsin Act 12 (sec. 79.037, Wis. Stats.)
- For detailed information, review [county and municipal aid spreadsheet](#)

Supplemental County and Municipal Aid Calculation	
1. Prior year supplemental county and municipal aid	\$37,530.11
2. Increase due to sales tax revenue including adjustments (<i>district changes</i>)	\$863.19
3. Total Supplemental County and Municipal Aid (<i>sum of Lines 1 and 2</i>)	\$38,393.30

Expenditure Restraint Incentive Program

- Only municipalities are eligible to receive Expenditure Restraint Incentive Program (ERIP) payments
- Under state law, in 2025, each municipality will receive a payment that is equal to the amount of the payment received by the municipality in 2024 (sec. 79.05(4), Wis. Stats., from 2023 WI Act 12 – notwithstanding subs. (2) and (3))

Contact Information

If you have questions, contact us at lgs@wisconsin.gov, (608) 266-8618 or (608) 261-5167.



State of Wisconsin • DEPARTMENT OF REVENUE

DIVISION OF STATE AND LOCAL FINANCE • BUREAU OF LOCAL GOVERNMENT SERVICES • 2135 RIMROCK RD MADISON, WI 53713

Mailing Address:
PO Box 8971 #6-97
Madison WI 53708-8971
Fax: (608) 264-6887
lgs@wisconsin.gov

September 13, 2024

KELLEY KEMNETZ
VILLAGE OF HANCOCK
PO BOX 154
HANCOCK WI 54943

Notice of Shared Revenue – 2025 Original Estimate

Notice Information

The Wisconsin Department of Revenue (DOR) is providing the **estimated** shared revenue amounts your local government will receive in 2025 under current state law for county and municipal aid, supplemental county and municipal aid, utility aid and the expenditure restraint incentive program. This does not include adjustments, shown on the July and November payment notices.

District	VILLAGE OF HANCOCK	County	WAUSHARA	Co-muni code	69-136
-----------------	--------------------	---------------	----------	---------------------	--------

Estimate Information

For an explanation of each aid payment listed below, review the additional information in this notice.

2025 Original Estimate	
1. County and municipal aid	\$155,048.28
2. Utility aid	\$0.00
3. Supplemental county and municipal aid	\$37,430.63
4. Expenditure restraint incentive program	\$0.00
5. Total Estimated 2025 Payments (sum of Lines 1-4)	\$192,478.91

Payment Information

Your local government will receive two distributions in 2025 :

- July 28, 2025: 15% of Line 1, 2, and 3 and 100% of Line 4 (*shown above*)
- November 17, 2025: balance of your 2025 aid payments

County and Municipal Aid

Under state law, the county and municipal aid paid to each county and municipality must be equal to the amount determined in 2012 (sec. 79.036, Wis. Stats.) and adjusted for fallen protective services insurance reimbursement (sec. 79.036(4), Wis. Stats.).

County and Municipal Aid Calculation	
1. Prior year county and municipal aid	\$151,573.29
2. Increase due to sales tax revenue, including adjustments (<i>district changes</i>)	\$3,486.19
3. Fallen protective services insurance adjustment	-\$11.20
4. Fallen protective services insurance reimbursement (<i>reported to DOR</i>)	\$0.00
5. Total County and Municipal Aid (sum of Lines 1-4)	\$155,048.28

Utility Aid

- Under state law, utility aid is distributed to each county and municipality where tax-exempt utility property is located (sec. 79.04, Wis. Stats.)
- Utility companies report utility property information to DOR annually
- DOR uses the provided information to accurately calculate utility aid (*shown below*)

Utility Aid Calculation	
1. Net book value, <i>as of December 31, 2024 (including expected additions/retirements)</i>	\$0.00
2. Total net book value payment	\$0.00
3. Minimum payment	\$0.00
4. Megawatt capacity	0.0
5. Megawatt capacity payment	\$0.00
6. Closed/decommissioned production plant (phased down) payment	\$0.00
7. Subtotal (<i>sum of Lines 2, 3, 5 and 6</i>)	\$0.00
8. Population cap	\$166,175.00
9. Adjusted subtotal (<i>lesser of Line 7 or Line 8</i>)	\$0.00
10. Adjacent site incentive payment	\$0.00
11. Baseload incentive payment	\$0.00
12. Co-generation incentive payment	\$0.00
13. Alternative energy incentive payment	\$0.00
14. Total incentive payments (<i>sum of Lines 10 through 13</i>)	\$0.00
15. Spent nuclear fuel payment	\$0.00
16. Total Utility Aid – this is the utility aid payment listed on the front of the estimate (<i>sum of Lines 9, 14 and 15</i>)	\$0.00

Supplemental County and Municipal Aid

- Under state law, supplemental county and municipal aid paid to each county and municipality is determined by 2023 Wisconsin Act 12 (sec. 79.037, Wis. Stats.)
- For detailed information, review [county and municipal aid spreadsheet](#)

Supplemental County and Municipal Aid Calculation	
1. Prior year supplemental county and municipal aid	\$36,589.08
2. Increase due to sales tax revenue including adjustments (<i>district changes</i>)	\$841.55
3. Total Supplemental County and Municipal Aid (<i>sum of Lines 1 and 2</i>)	\$37,430.63

Expenditure Restraint Incentive Program

- Only municipalities are eligible to receive Expenditure Restraint Incentive Program (ERIP) payments
- Under state law, in 2025, each municipality will receive a payment that is equal to the amount of the payment received by the municipality in 2024 (sec. 79.05(4), Wis. Stats., from 2023 WI Act 12 – notwithstanding subs. (2) and (3))

Contact Information

If you have questions, contact us at lgs@wisconsin.gov, (608) 266-8618 or (608) 261-5167.



State of Wisconsin • DEPARTMENT OF REVENUE

DIVISION OF STATE AND LOCAL FINANCE • BUREAU OF LOCAL GOVERNMENT SERVICES • 2135 RIMROCK RD MADISON, WI 53713

Mailing Address:
PO Box 8971 #6-97
Madison WI 53708-8971
Fax: (608) 264-6887
lgs@wisconsin.gov

September 13, 2024

TOM MONACELLI
VILLAGE OF LOHRVILLE
412 N 4TH AVE
REDGRANITE WI 54970-9707

Notice of Shared Revenue – 2025 Original Estimate

Notice Information

The Wisconsin Department of Revenue (DOR) is providing the **estimated** shared revenue amounts your local government will receive in 2025 under current state law for county and municipal aid, supplemental county and municipal aid, utility aid and the expenditure restraint incentive program. This does not include adjustments, shown on the July and November payment notices.

District	VILLAGE OF LOHRVILLE	County	WAUSHARA	Co-muni code	69-146
-----------------	----------------------	---------------	----------	---------------------	--------

Estimate Information

For an explanation of each aid payment listed below, review the additional information in this notice.

2025 Original Estimate	
1. County and municipal aid	\$31,654.13
2. Utility aid	\$875.80
3. Supplemental county and municipal aid	\$38,118.26
4. Expenditure restraint incentive program	\$0.00
5. Total Estimated 2025 Payments (sum of Lines 1-4)	\$70,648.19

Payment Information

Your local government will receive two distributions in 2025 :

- July 28, 2025: 15% of Line 1, 2, and 3 and 100% of Line 4 (*shown above*)
- November 17, 2025: balance of your 2025 aid payments

County and Municipal Aid

Under state law, the county and municipal aid paid to each county and municipality must be equal to the amount determined in 2012 (sec. 79.036, Wis. Stats.) and adjusted for fallen protective services insurance reimbursement (sec. 79.036(4), Wis. Stats.).

County and Municipal Aid Calculation	
1. Prior year county and municipal aid	\$30,944.69
2. Increase due to sales tax revenue, including adjustments (<i>district changes</i>)	\$711.73
3. Fallen protective services insurance adjustment	-\$2.29
4. Fallen protective services insurance reimbursement (<i>reported to DOR</i>)	\$0.00
5. Total County and Municipal Aid (sum of Lines 1-4)	\$31,654.13

Utility Aid

- Under state law, utility aid is distributed to each county and municipality where tax-exempt utility property is located (sec. 79.04, Wis. Stats.)
- Utility companies report utility property information to DOR annually
- DOR uses the provided information to accurately calculate utility aid (*shown below*)

Utility Aid Calculation	
1. Net book value, <i>as of December 31, 2024 (including expected additions/retirements)</i>	\$145,967.00
2. Total net book value payment	\$875.80
3. Minimum payment	\$0.00
4. Megawatt capacity	0.0
5. Megawatt capacity payment	\$0.00
6. Closed/decommissioned production plant (phased down) payment	\$0.00
7. Subtotal (<i>sum of Lines 2, 3, 5 and 6</i>)	\$875.80
8. Population cap	\$179,775.00
9. Adjusted subtotal (<i>lesser of Line 7 or Line 8</i>)	\$875.80
10. Adjacent site incentive payment	\$0.00
11. Baseload incentive payment	\$0.00
12. Co-generation incentive payment	\$0.00
13. Alternative energy incentive payment	\$0.00
14. Total incentive payments (<i>sum of Lines 10 through 13</i>)	\$0.00
15. Spent nuclear fuel payment	\$0.00
16. Total Utility Aid – this is the utility aid payment listed on the front of the estimate <i>(sum of Lines 9, 14 and 15)</i>	\$875.80

Supplemental County and Municipal Aid

- Under state law, supplemental county and municipal aid paid to each county and municipality is determined by 2023 Wisconsin Act 12 (sec. 79.037, Wis. Stats.)
- For detailed information, review [county and municipal aid spreadsheet](#)

Supplemental County and Municipal Aid Calculation	
1. Prior year supplemental county and municipal aid	\$37,261.25
2. Increase due to sales tax revenue including adjustments (<i>district changes</i>)	\$857.01
3. Total Supplemental County and Municipal Aid (<i>sum of Lines 1 and 2</i>)	\$38,118.26

Expenditure Restraint Incentive Program

- Only municipalities are eligible to receive Expenditure Restraint Incentive Program (ERIP) payments
- Under state law, in 2025, each municipality will receive a payment that is equal to the amount of the payment received by the municipality in 2024 (sec. 79.05(4), Wis. Stats., from 2023 WI Act 12 – notwithstanding subs. (2) and (3))

Contact Information

If you have questions, contact us at lgs@wisconsin.gov, (608) 266-8618 or (608) 261-5167.



State of Wisconsin • DEPARTMENT OF REVENUE

DIVISION OF STATE AND LOCAL FINANCE • BUREAU OF LOCAL GOVERNMENT SERVICES • 2135 RIMROCK RD MADISON, WI 53713

Mailing Address:
PO Box 8971 #6-97
Madison WI 53708-8971
Fax: (608) 264-6887
lgs@wisconsin.gov

September 13, 2024

EMILY SCHAUT
VILLAGE OF PLAINFIELD
PO BOX 352
PLAINFIELD WI 54966-0352

Notice of Shared Revenue – 2025 Original Estimate

Notice Information

The Wisconsin Department of Revenue (DOR) is providing the **estimated** shared revenue amounts your local government will receive in 2025 under current state law for county and municipal aid, supplemental county and municipal aid, utility aid and the expenditure restraint incentive program. This does not include adjustments, shown on the July and November payment notices.

District	VILLAGE OF PLAINFIELD	County	WAUSHARA	Co-muni code	69-171
-----------------	-----------------------	---------------	----------	---------------------	--------

Estimate Information

For an explanation of each aid payment listed below, review the additional information in this notice.

2025 Original Estimate	
1. County and municipal aid	\$156,267.69
2. Utility aid	\$73.23
3. Supplemental county and municipal aid	\$46,504.62
4. Expenditure restraint incentive program	\$0.00
5. Total Estimated 2025 Payments (sum of Lines 1-4)	\$202,845.54

Payment Information

Your local government will receive two distributions in 2025 :

- July 28, 2025: 15% of Line 1, 2, and 3 and 100% of Line 4 (*shown above*)
- November 17, 2025: balance of your 2025 aid payments

County and Municipal Aid

Under state law, the county and municipal aid paid to each county and municipality must be equal to the amount determined in 2012 (sec. 79.036, Wis. Stats.) and adjusted for fallen protective services insurance reimbursement (sec. 79.036(4), Wis. Stats.).

County and Municipal Aid Calculation	
1. Prior year county and municipal aid	\$152,765.38
2. Increase due to sales tax revenue, including adjustments (<i>district changes</i>)	\$3,513.60
3. Fallen protective services insurance adjustment	-\$11.29
4. Fallen protective services insurance reimbursement (<i>reported to DOR</i>)	\$0.00
5. Total County and Municipal Aid (sum of Lines 1-4)	\$156,267.69

Utility Aid

- Under state law, utility aid is distributed to each county and municipality where tax-exempt utility property is located (sec. 79.04, Wis. Stats.)
- Utility companies report utility property information to DOR annually
- DOR uses the provided information to accurately calculate utility aid (*shown below*)

Utility Aid Calculation	
1. Net book value, <i>as of December 31, 2024 (including expected additions/retirements)</i>	\$12,205.00
2. Total net book value payment	\$73.23
3. Minimum payment	\$0.00
4. Megawatt capacity	0.0
5. Megawatt capacity payment	\$0.00
6. Closed/decommissioned production plant (phased down) payment	\$0.00
7. Subtotal (<i>sum of Lines 2, 3, 5 and 6</i>)	\$73.23
8. Population cap	\$388,450.00
9. Adjusted subtotal (<i>lesser of Line 7 or Line 8</i>)	\$73.23
10. Adjacent site incentive payment	\$0.00
11. Baseload incentive payment	\$0.00
12. Co-generation incentive payment	\$0.00
13. Alternative energy incentive payment	\$0.00
14. Total incentive payments (<i>sum of Lines 10 through 13</i>)	\$0.00
15. Spent nuclear fuel payment	\$0.00
16. Total Utility Aid – this is the utility aid payment listed on the front of the estimate (<i>sum of Lines 9, 14 and 15</i>)	\$73.23

Supplemental County and Municipal Aid

- Under state law, supplemental county and municipal aid paid to each county and municipality is determined by 2023 Wisconsin Act 12 (sec. 79.037, Wis. Stats.)
- For detailed information, review [county and municipal aid spreadsheet](#)

Supplemental County and Municipal Aid Calculation	
1. Prior year supplemental county and municipal aid	\$45,459.06
2. Increase due to sales tax revenue including adjustments (<i>district changes</i>)	\$1,045.56
3. Total Supplemental County and Municipal Aid (<i>sum of Lines 1 and 2</i>)	\$46,504.62

Expenditure Restraint Incentive Program

- Only municipalities are eligible to receive Expenditure Restraint Incentive Program (ERIP) payments
- Under state law, in 2025, each municipality will receive a payment that is equal to the amount of the payment received by the municipality in 2024 (sec. 79.05(4), Wis. Stats., from 2023 WI Act 12 – notwithstanding subs. (2) and (3))

Contact Information

If you have questions, contact us at lgs@wisconsin.gov, (608) 266-8618 or (608) 261-5167.



State of Wisconsin • DEPARTMENT OF REVENUE

DIVISION OF STATE AND LOCAL FINANCE • BUREAU OF LOCAL GOVERNMENT SERVICES • 2135 RIMROCK RD MADISON, WI 53713

Mailing Address:
PO Box 8971 #6-97
Madison WI 53708-8971
Fax: (608) 264-6887
lgs@wisconsin.gov

September 13, 2024

BECKY STRECK
VILLAGE OF REDGRANITE
P O BOX 500
REDGRANITE WI 54970

Notice of Shared Revenue – 2025 Original Estimate

Notice Information

The Wisconsin Department of Revenue (DOR) is providing the **estimated** shared revenue amounts your local government will receive in 2025 under current state law for county and municipal aid, supplemental county and municipal aid, utility aid and the expenditure restraint incentive program. This does not include adjustments, shown on the July and November payment notices.

District	VILLAGE OF REDGRANITE	County	WAUSHARA	Co-muni code	69-176
-----------------	-----------------------	---------------	----------	---------------------	--------

Estimate Information

For an explanation of each aid payment listed below, review the additional information in this notice.

2025 Original Estimate	
1. County and municipal aid	\$227,735.30
2. Utility aid	\$0.00
3. Supplemental county and municipal aid	\$64,994.88
4. Expenditure restraint incentive program	\$0.00
5. Total Estimated 2025 Payments (sum of Lines 1-4)	\$292,730.18

Payment Information

Your local government will receive two distributions in 2025 :

- July 28, 2025: 15% of Line 1, 2, and 3 and 100% of Line 4 (*shown above*)
- November 17, 2025: balance of your 2025 aid payments

County and Municipal Aid

Under state law, the county and municipal aid paid to each county and municipality must be equal to the amount determined in 2012 (sec. 79.036, Wis. Stats.) and adjusted for fallen protective services insurance reimbursement (sec. 79.036(4), Wis. Stats.).

County and Municipal Aid Calculation	
1. Prior year county and municipal aid	\$222,631.23
2. Increase due to sales tax revenue, including adjustments (<i>district changes</i>)	\$5,120.52
3. Fallen protective services insurance adjustment	-\$16.45
4. Fallen protective services insurance reimbursement (<i>reported to DOR</i>)	\$0.00
5. Total County and Municipal Aid (sum of Lines 1-4)	\$227,735.30

Utility Aid

- Under state law, utility aid is distributed to each county and municipality where tax-exempt utility property is located (sec. 79.04, Wis. Stats.)
- Utility companies report utility property information to DOR annually
- DOR uses the provided information to accurately calculate utility aid (*shown below*)

Utility Aid Calculation	
1. Net book value, <i>as of December 31, 2024 (including expected additions/retirements)</i>	\$0.00
2. Total net book value payment	\$0.00
3. Minimum payment	\$0.00
4. Megawatt capacity	0.0
5. Megawatt capacity payment	\$0.00
6. Closed/decommissioned production plant (phased down) payment	\$0.00
7. Subtotal (<i>sum of Lines 2, 3, 5 and 6</i>)	\$0.00
8. Population cap	\$887,825.00
9. Adjusted subtotal (<i>lesser of Line 7 or Line 8</i>)	\$0.00
10. Adjacent site incentive payment	\$0.00
11. Baseload incentive payment	\$0.00
12. Co-generation incentive payment	\$0.00
13. Alternative energy incentive payment	\$0.00
14. Total incentive payments (<i>sum of Lines 10 through 13</i>)	\$0.00
15. Spent nuclear fuel payment	\$0.00
16. Total Utility Aid – this is the utility aid payment listed on the front of the estimate (<i>sum of Lines 9, 14 and 15</i>)	\$0.00

Supplemental County and Municipal Aid

- Under state law, supplemental county and municipal aid paid to each county and municipality is determined by 2023 Wisconsin Act 12 (sec. 79.037, Wis. Stats.)
- For detailed information, review [county and municipal aid spreadsheet](#)

Supplemental County and Municipal Aid Calculation	
1. Prior year supplemental county and municipal aid	\$63,533.61
2. Increase due to sales tax revenue including adjustments (<i>district changes</i>)	\$1,461.27
3. Total Supplemental County and Municipal Aid (<i>sum of Lines 1 and 2</i>)	\$64,994.88

Expenditure Restraint Incentive Program

- Only municipalities are eligible to receive Expenditure Restraint Incentive Program (ERIP) payments
- Under state law, in 2025, each municipality will receive a payment that is equal to the amount of the payment received by the municipality in 2024 (sec. 79.05(4), Wis. Stats., from 2023 WI Act 12 – notwithstanding subs. (2) and (3))

Contact Information

If you have questions, contact us at lgs@wisconsin.gov, (608) 266-8618 or (608) 261-5167.



State of Wisconsin • DEPARTMENT OF REVENUE

DIVISION OF STATE AND LOCAL FINANCE • BUREAU OF LOCAL GOVERNMENT SERVICES • 2135 RIMROCK RD MADISON, WI 53713

Mailing Address:
PO Box 8971 #6-97
Madison WI 53708-8971
Fax: (608) 264-6887
lgs@wisconsin.gov

September 13, 2024

LINDSEY INDA
VILLAGE OF WILD ROSE
PO BOX 292
WILD ROSE WI 54984

Notice of Shared Revenue – 2025 Original Estimate

Notice Information

The Wisconsin Department of Revenue (DOR) is providing the **estimated** shared revenue amounts your local government will receive in 2025 under current state law for county and municipal aid, supplemental county and municipal aid, utility aid and the expenditure restraint incentive program. This does not include adjustments, shown on the July and November payment notices.

District	VILLAGE OF WILD ROSE	County	WAUSHARA	Co-muni code	69-191
-----------------	----------------------	---------------	----------	---------------------	--------

Estimate Information

For an explanation of each aid payment listed below, review the additional information in this notice.

2025 Original Estimate	
1. County and municipal aid	\$187,762.24
2. Utility aid	\$0.00
3. Supplemental county and municipal aid	\$44,116.40
4. Expenditure restraint incentive program	\$10,991.73
5. Total Estimated 2025 Payments (sum of Lines 1-4)	\$242,870.37

Payment Information

Your local government will receive two distributions in 2025 :

- July 28, 2025: 15% of Line 1, 2, and 3 and 100% of Line 4 (*shown above*)
- November 17, 2025: balance of your 2025 aid payments

County and Municipal Aid

Under state law, the county and municipal aid paid to each county and municipality must be equal to the amount determined in 2012 (sec. 79.036, Wis. Stats.) and adjusted for fallen protective services insurance reimbursement (sec. 79.036(4), Wis. Stats.).

County and Municipal Aid Calculation	
1. Prior year county and municipal aid	\$183,554.07
2. Increase due to sales tax revenue, including adjustments (<i>district changes</i>)	\$4,221.74
3. Fallen protective services insurance adjustment	-\$13.57
4. Fallen protective services insurance reimbursement (<i>reported to DOR</i>)	\$0.00
5. Total County and Municipal Aid (sum of Lines 1-4)	\$187,762.24

Utility Aid

- Under state law, utility aid is distributed to each county and municipality where tax-exempt utility property is located (sec. 79.04, Wis. Stats.)
- Utility companies report utility property information to DOR annually
- DOR uses the provided information to accurately calculate utility aid (*shown below*)

Utility Aid Calculation	
1. Net book value, <i>as of December 31, 2024 (including expected additions/retirements)</i>	\$0.00
2. Total net book value payment	\$0.00
3. Minimum payment	\$0.00
4. Megawatt capacity	0.0
5. Megawatt capacity payment	\$0.00
6. Closed/decommissioned production plant (phased down) payment	\$0.00
7. Subtotal (<i>sum of Lines 2, 3, 5 and 6</i>)	\$0.00
8. Population cap	\$327,675.00
9. Adjusted subtotal (<i>lesser of Line 7 or Line 8</i>)	\$0.00
10. Adjacent site incentive payment	\$0.00
11. Baseload incentive payment	\$0.00
12. Co-generation incentive payment	\$0.00
13. Alternative energy incentive payment	\$0.00
14. Total incentive payments (<i>sum of Lines 10 through 13</i>)	\$0.00
15. Spent nuclear fuel payment	\$0.00
16. Total Utility Aid – this is the utility aid payment listed on the front of the estimate (<i>sum of Lines 9, 14 and 15</i>)	\$0.00

Supplemental County and Municipal Aid

- Under state law, supplemental county and municipal aid paid to each county and municipality is determined by 2023 Wisconsin Act 12 (sec. 79.037, Wis. Stats.)
- For detailed information, review [county and municipal aid spreadsheet](#)

Supplemental County and Municipal Aid Calculation	
1. Prior year supplemental county and municipal aid	\$43,124.54
2. Increase due to sales tax revenue including adjustments (<i>district changes</i>)	\$991.86
3. Total Supplemental County and Municipal Aid (<i>sum of Lines 1 and 2</i>)	\$44,116.40

Expenditure Restraint Incentive Program

- Only municipalities are eligible to receive Expenditure Restraint Incentive Program (ERIP) payments
- Under state law, in 2025, each municipality will receive a payment that is equal to the amount of the payment received by the municipality in 2024 (sec. 79.05(4), Wis. Stats., from 2023 WI Act 12 – notwithstanding subs. (2) and (3))

Contact Information

If you have questions, contact us at lgs@wisconsin.gov, (608) 266-8618 or (608) 261-5167.



State of Wisconsin • DEPARTMENT OF REVENUE

DIVISION OF STATE AND LOCAL FINANCE • BUREAU OF LOCAL GOVERNMENT SERVICES • 2135 RIMROCK RD MADISON, WI 53713

Mailing Address:
PO Box 8971 #6-97
Madison WI 53708-8971
Fax: (608) 264-6887
lgs@wisconsin.gov

September 13, 2024

TOMMY BOHLER
CITY OF WAUTOMA
PO BOX 428
WAUTOMA WI 54982-0428

Notice of Shared Revenue – 2025 Original Estimate

Notice Information

The Wisconsin Department of Revenue (DOR) is providing the **estimated** shared revenue amounts your local government will receive in 2025 under current state law for county and municipal aid, supplemental county and municipal aid, utility aid and the expenditure restraint incentive program. This does not include adjustments, shown on the July and November payment notices.

District	CITY OF WAUTOMA	County	WAUSHARA	Co-muni code	69-291
-----------------	-----------------	---------------	----------	---------------------	--------

Estimate Information

For an explanation of each aid payment listed below, review the additional information in this notice.

2025 Original Estimate	
1. County and municipal aid	\$465,731.96
2. Utility aid	\$41,057.67
3. Supplemental county and municipal aid	\$93,160.38
4. Expenditure restraint incentive program	\$34,001.22
5. Total Estimated 2025 Payments (sum of Lines 1-4)	\$633,951.23

Payment Information

Your local government will receive two distributions in 2025 :

- July 28, 2025: 15% of Line 1, 2, and 3 and 100% of Line 4 (*shown above*)
- November 17, 2025: balance of your 2025 aid payments

County and Municipal Aid

Under state law, the county and municipal aid paid to each county and municipality must be equal to the amount determined in 2012 (sec. 79.036, Wis. Stats.) and adjusted for fallen protective services insurance reimbursement (sec. 79.036(4), Wis. Stats.).

County and Municipal Aid Calculation	
1. Prior year county and municipal aid	\$455,293.85
2. Increase due to sales tax revenue, including adjustments (<i>district changes</i>)	\$10,471.76
3. Fallen protective services insurance adjustment	-\$33.65
4. Fallen protective services insurance reimbursement (<i>reported to DOR</i>)	\$0.00
5. Total County and Municipal Aid (sum of Lines 1-4)	\$465,731.96

Utility Aid

- Under state law, utility aid is distributed to each county and municipality where tax-exempt utility property is located (sec. 79.04, Wis. Stats.)
- Utility companies report utility property information to DOR annually
- DOR uses the provided information to accurately calculate utility aid (*shown below*)

Utility Aid Calculation	
1. Net book value, <i>as of December 31, 2024 (including expected additions/retirements)</i>	\$6,842,945.00
2. Total net book value payment	\$41,057.67
3. Minimum payment	\$0.00
4. Megawatt capacity	0.0
5. Megawatt capacity payment	\$0.00
6. Closed/decommissioned production plant (phased down) payment	\$0.00
7. Subtotal (<i>sum of Lines 2, 3, 5 and 6</i>)	\$41,057.67
8. Population cap	\$988,125.00
9. Adjusted subtotal (<i>lesser of Line 7 or Line 8</i>)	\$41,057.67
10. Adjacent site incentive payment	\$0.00
11. Baseload incentive payment	\$0.00
12. Co-generation incentive payment	\$0.00
13. Alternative energy incentive payment	\$0.00
14. Total incentive payments (<i>sum of Lines 10 through 13</i>)	\$0.00
15. Spent nuclear fuel payment	\$0.00
16. Total Utility Aid – this is the utility aid payment listed on the front of the estimate (<i>sum of Lines 9, 14 and 15</i>)	\$41,057.67

Supplemental County and Municipal Aid

- Under state law, supplemental county and municipal aid paid to each county and municipality is determined by 2023 Wisconsin Act 12 (sec. 79.037, Wis. Stats.)
- For detailed information, review [county and municipal aid spreadsheet](#)

Supplemental County and Municipal Aid Calculation	
1. Prior year supplemental county and municipal aid	\$91,065.87
2. Increase due to sales tax revenue including adjustments (<i>district changes</i>)	\$2,094.51
3. Total Supplemental County and Municipal Aid (<i>sum of Lines 1 and 2</i>)	\$93,160.38

Expenditure Restraint Incentive Program

- Only municipalities are eligible to receive Expenditure Restraint Incentive Program (ERIP) payments
- Under state law, in 2025, each municipality will receive a payment that is equal to the amount of the payment received by the municipality in 2024 (sec. 79.05(4), Wis. Stats., from 2023 WI Act 12 – notwithstanding subs. (2) and (3))

Contact Information

If you have questions, contact us at lgs@wisconsin.gov, (608) 266-8618 or (608) 261-5167.



State of Wisconsin • DEPARTMENT OF REVENUE

DIVISION OF STATE AND LOCAL FINANCE • BUREAU OF LOCAL GOVERNMENT SERVICES • 2135 RIMROCK RD MADISON, WI 53713

Mailing Address:
PO Box 8971 #6-97
Madison WI 53708-8971
Fax: (608) 264-6887
lgs@wisconsin.gov

September 13, 2024

MEGAN KAPP
COUNTY OF WAUSHARA
380 S. TOWNLINE RD.
WAUTOMA WI 54982

Notice of Shared Revenue – 2025 Original Estimate

Notice Information

The Wisconsin Department of Revenue (DOR) is providing the **estimated** shared revenue amounts your local government will receive in 2025 under current state law for county and municipal aid, supplemental county and municipal aid, utility aid and the expenditure restraint incentive program. This does not include adjustments, shown on the July and November payment notices.

District	COUNTY OF WAUSHARA	County	WAUSHARA	Co-muni code	69-999
-----------------	--------------------	---------------	----------	---------------------	--------

Estimate Information

For an explanation of each aid payment listed below, review the additional information in this notice.

2025 Original Estimate	
1. County and municipal aid	\$56,375.99
2. Utility aid	\$429,172.74
3. Supplemental county and municipal aid	\$377,494.42
4. Expenditure restraint incentive program	\$0.00
5. Total Estimated 2025 Payments (sum of Lines 1-4)	\$863,043.15

Payment Information

Your local government will receive two distributions in 2025 :

- July 28, 2025: 15% of Line 1, 2, and 3 and 100% of Line 4 (*shown above*)
- November 17, 2025: balance of your 2025 aid payments

County and Municipal Aid

Under state law, the county and municipal aid paid to each county and municipality must be equal to the amount determined in 2012 (sec. 79.036, Wis. Stats.) and adjusted for fallen protective services insurance reimbursement (sec. 79.036(4), Wis. Stats.).

County and Municipal Aid Calculation	
1. Prior year county and municipal aid	\$55,112.47
2. Increase due to sales tax revenue, including adjustments (<i>district changes</i>)	\$1,267.59
3. Fallen protective services insurance adjustment	-\$4.07
4. Fallen protective services insurance reimbursement (<i>reported to DOR</i>)	\$0.00
5. Total County and Municipal Aid (sum of Lines 1-4)	\$56,375.99

Utility Aid

- Under state law, utility aid is distributed to each county and municipality where tax-exempt utility property is located (sec. 79.04, Wis. Stats.)
- Utility companies report utility property information to DOR annually
- DOR uses the provided information to accurately calculate utility aid (*shown below*)

Utility Aid Calculation	
1. Net book value, <i>as of December 31, 2024 (including expected additions/retirements)</i>	\$28,395,314.00
2. Total net book value payment	\$148,672.75
3. Minimum payment	\$0.00
4. Megawatt capacity	99.0
5. Megawatt capacity payment	\$131,999.99
6. Closed/decommissioned production plant (phased down) payment	\$0.00
7. Subtotal (<i>sum of Lines 2, 3, 5 and 6</i>)	\$280,672.74
8. Population cap	\$3,077,250.00
9. Adjusted subtotal (<i>lesser of Line 7 or Line 8</i>)	\$280,672.74
10. Adjacent site incentive payment	\$0.00
11. Baseload incentive payment	\$0.00
12. Co-generation incentive payment	\$0.00
13. Alternative energy incentive payment	\$148,500.00
14. Total incentive payments (<i>sum of Lines 10 through 13</i>)	\$148,500.00
15. Spent nuclear fuel payment	\$0.00
16. Total Utility Aid – this is the utility aid payment listed on the front of the estimate (<i>sum of Lines 9, 14 and 15</i>)	\$429,172.74

Supplemental County and Municipal Aid

- Under state law, supplemental county and municipal aid paid to each county and municipality is determined by 2023 Wisconsin Act 12 (sec. 79.037, Wis. Stats.)
- For detailed information, review [county and municipal aid spreadsheet](#)

Supplemental County and Municipal Aid Calculation	
1. Prior year supplemental county and municipal aid	\$369,007.25
2. Increase due to sales tax revenue including adjustments (<i>district changes</i>)	\$8,487.17
3. Total Supplemental County and Municipal Aid (<i>sum of Lines 1 and 2</i>)	\$377,494.42

Expenditure Restraint Incentive Program

- Only municipalities are eligible to receive Expenditure Restraint Incentive Program (ERIP) payments
- Under state law, in 2025, each municipality will receive a payment that is equal to the amount of the payment received by the municipality in 2024 (sec. 79.05(4), Wis. Stats., from 2023 WI Act 12 – notwithstanding subs. (2) and (3))

Contact Information

If you have questions, contact us at lgs@wisconsin.gov, (608) 266-8618 or (608) 261-5167.



State of Wisconsin • DEPARTMENT OF REVENUE

DIVISION OF STATE AND LOCAL FINANCE • BUREAU OF LOCAL GOVERNMENT SERVICES • 2135 RIMROCK RD MADISON, WI 53713

Mailing Address:
PO Box 8971 #6-97
Madison WI 53708-8971
Fax: (608) 264-6887
lgs@wisconsin.gov

September 13, 2024

KATHERINE REINBOLD
TOWN OF ALGOMA
15 N OAKWOOD RD
OSHKOSH WI 54904-7826

Notice of Shared Revenue – 2025 Original Estimate

Notice Information

The Wisconsin Department of Revenue (DOR) is providing the **estimated** shared revenue amounts your local government will receive in 2025 under current state law for county and municipal aid, supplemental county and municipal aid, utility aid and the expenditure restraint incentive program. This does not include adjustments, shown on the July and November payment notices.

District	TOWN OF ALGOMA	County	WINNEBAGO	Co-muni code	70-002
-----------------	----------------	---------------	-----------	---------------------	--------

Estimate Information

For an explanation of each aid payment listed below, review the additional information in this notice.

2025 Original Estimate	
1. County and municipal aid	\$62,193.20
2. Utility aid	\$646.74
3. Supplemental county and municipal aid	\$187,026.64
4. Expenditure restraint incentive program	\$0.00
5. Total Estimated 2025 Payments (sum of Lines 1-4)	\$249,866.58

Payment Information

Your local government will receive two distributions in 2025 :

- July 28, 2025: 15% of Line 1, 2, and 3 and 100% of Line 4 (*shown above*)
- November 17, 2025: balance of your 2025 aid payments

County and Municipal Aid

Under state law, the county and municipal aid paid to each county and municipality must be equal to the amount determined in 2012 (sec. 79.036, Wis. Stats.) and adjusted for fallen protective services insurance reimbursement (sec. 79.036(4), Wis. Stats.).

County and Municipal Aid Calculation	
1. Prior year county and municipal aid	\$60,799.31
2. Increase due to sales tax revenue, including adjustments (<i>district changes</i>)	\$1,398.38
3. Fallen protective services insurance adjustment	-\$4.49
4. Fallen protective services insurance reimbursement (<i>reported to DOR</i>)	\$0.00
5. Total County and Municipal Aid (sum of Lines 1-4)	\$62,193.20

Utility Aid

- Under state law, utility aid is distributed to each county and municipality where tax-exempt utility property is located (sec. 79.04, Wis. Stats.)
- Utility companies report utility property information to DOR annually
- DOR uses the provided information to accurately calculate utility aid (*shown below*)

Utility Aid Calculation	
1. Net book value, <i>as of December 31, 2024 (including expected additions/retirements)</i>	\$215,580.00
2. Total net book value payment	\$646.74
3. Minimum payment	\$0.00
4. Megawatt capacity	0.0
5. Megawatt capacity payment	\$0.00
6. Closed/decommissioned production plant (phased down) payment	\$0.00
7. Subtotal (<i>sum of Lines 2, 3, 5 and 6</i>)	\$646.74
8. Population cap	\$2,880,650.00
9. Adjusted subtotal (<i>lesser of Line 7 or Line 8</i>)	\$646.74
10. Adjacent site incentive payment	\$0.00
11. Baseload incentive payment	\$0.00
12. Co-generation incentive payment	\$0.00
13. Alternative energy incentive payment	\$0.00
14. Total incentive payments (<i>sum of Lines 10 through 13</i>)	\$0.00
15. Spent nuclear fuel payment	\$0.00
16. Total Utility Aid – this is the utility aid payment listed on the front of the estimate (<i>sum of Lines 9, 14 and 15</i>)	\$646.74

Supplemental County and Municipal Aid

- Under state law, supplemental county and municipal aid paid to each county and municipality is determined by 2023 Wisconsin Act 12 (sec. 79.037, Wis. Stats.)
- For detailed information, review [county and municipal aid spreadsheet](#)

Supplemental County and Municipal Aid Calculation	
1. Prior year supplemental county and municipal aid	\$182,821.74
2. Increase due to sales tax revenue including adjustments (<i>district changes</i>)	\$4,204.90
3. Total Supplemental County and Municipal Aid (<i>sum of Lines 1 and 2</i>)	\$187,026.64

Expenditure Restraint Incentive Program

- Only municipalities are eligible to receive Expenditure Restraint Incentive Program (ERIP) payments
- Under state law, in 2025, each municipality will receive a payment that is equal to the amount of the payment received by the municipality in 2024 (sec. 79.05(4), Wis. Stats., from 2023 WI Act 12 – notwithstanding subs. (2) and (3))

Contact Information

If you have questions, contact us at lgs@wisconsin.gov, (608) 266-8618 or (608) 261-5167.



State of Wisconsin • DEPARTMENT OF REVENUE

DIVISION OF STATE AND LOCAL FINANCE • BUREAU OF LOCAL GOVERNMENT SERVICES • 2135 RIMROCK RD MADISON, WI 53713

Mailing Address:
PO Box 8971 #6-97
Madison WI 53708-8971
Fax: (608) 264-6887
lgs@wisconsin.gov

September 13, 2024

SUSAN SNYDER
TOWN OF BLACK WOLF
380 E BLACK WOLF AVE
OSHKOSH WI 54902

Notice of Shared Revenue – 2025 Original Estimate

Notice Information

The Wisconsin Department of Revenue (DOR) is providing the **estimated** shared revenue amounts your local government will receive in 2025 under current state law for county and municipal aid, supplemental county and municipal aid, utility aid and the expenditure restraint incentive program. This does not include adjustments, shown on the July and November payment notices.

District	TOWN OF BLACK WOLF	County	WINNEBAGO	Co-muni code	70-004
-----------------	--------------------	---------------	-----------	---------------------	--------

Estimate Information

For an explanation of each aid payment listed below, review the additional information in this notice.

2025 Original Estimate	
1. County and municipal aid	\$28,333.96
2. Utility aid	\$0.00
3. Supplemental county and municipal aid	\$72,438.87
4. Expenditure restraint incentive program	\$0.00
5. Total Estimated 2025 Payments (sum of Lines 1-4)	\$100,772.83

Payment Information

Your local government will receive two distributions in 2025 :

- July 28, 2025: 15% of Line 1, 2, and 3 and 100% of Line 4 (*shown above*)
- November 17, 2025: balance of your 2025 aid payments

County and Municipal Aid

Under state law, the county and municipal aid paid to each county and municipality must be equal to the amount determined in 2012 (sec. 79.036, Wis. Stats.) and adjusted for fallen protective services insurance reimbursement (sec. 79.036(4), Wis. Stats.).

County and Municipal Aid Calculation	
1. Prior year county and municipal aid	\$27,698.93
2. Increase due to sales tax revenue, including adjustments (<i>district changes</i>)	\$637.08
3. Fallen protective services insurance adjustment	-\$2.05
4. Fallen protective services insurance reimbursement (<i>reported to DOR</i>)	\$0.00
5. Total County and Municipal Aid (sum of Lines 1-4)	\$28,333.96

Utility Aid

- Under state law, utility aid is distributed to each county and municipality where tax-exempt utility property is located (sec. 79.04, Wis. Stats.)
- Utility companies report utility property information to DOR annually
- DOR uses the provided information to accurately calculate utility aid (*shown below*)

Utility Aid Calculation	
1. Net book value, <i>as of December 31, 2024 (including expected additions/retirements)</i>	\$0.00
2. Total net book value payment	\$0.00
3. Minimum payment	\$0.00
4. Megawatt capacity	0.0
5. Megawatt capacity payment	\$0.00
6. Closed/decommissioned production plant (phased down) payment	\$0.00
7. Subtotal (<i>sum of Lines 2, 3, 5 and 6</i>)	\$0.00
8. Population cap	\$1,037,425.00
9. Adjusted subtotal (<i>lesser of Line 7 or Line 8</i>)	\$0.00
10. Adjacent site incentive payment	\$0.00
11. Baseload incentive payment	\$0.00
12. Co-generation incentive payment	\$0.00
13. Alternative energy incentive payment	\$0.00
14. Total incentive payments (<i>sum of Lines 10 through 13</i>)	\$0.00
15. Spent nuclear fuel payment	\$0.00
16. Total Utility Aid – this is the utility aid payment listed on the front of the estimate (<i>sum of Lines 9, 14 and 15</i>)	\$0.00

Supplemental County and Municipal Aid

- Under state law, supplemental county and municipal aid paid to each county and municipality is determined by 2023 Wisconsin Act 12 (sec. 79.037, Wis. Stats.)
- For detailed information, review [county and municipal aid spreadsheet](#)

Supplemental County and Municipal Aid Calculation	
1. Prior year supplemental county and municipal aid	\$70,810.23
2. Increase due to sales tax revenue including adjustments (<i>district changes</i>)	\$1,628.64
3. Total Supplemental County and Municipal Aid (<i>sum of Lines 1 and 2</i>)	\$72,438.87

Expenditure Restraint Incentive Program

- Only municipalities are eligible to receive Expenditure Restraint Incentive Program (ERIP) payments
- Under state law, in 2025, each municipality will receive a payment that is equal to the amount of the payment received by the municipality in 2024 (sec. 79.05(4), Wis. Stats., from 2023 WI Act 12 – notwithstanding subs. (2) and (3))

Contact Information

If you have questions, contact us at lgs@wisconsin.gov, (608) 266-8618 or (608) 261-5167.



State of Wisconsin • DEPARTMENT OF REVENUE

DIVISION OF STATE AND LOCAL FINANCE • BUREAU OF LOCAL GOVERNMENT SERVICES • 2135 RIMROCK RD MADISON, WI 53713

Mailing Address:
PO Box 8971 #6-97
Madison WI 53708-8971
Fax: (608) 264-6887
lgs@wisconsin.gov

September 13, 2024

KELSEY FAUST-KUBALE
TOWN OF CLAYTON
8348 HICKORY AVE
LARSEN WI 54947

Notice of Shared Revenue – 2025 Original Estimate

Notice Information

The Wisconsin Department of Revenue (DOR) is providing the **estimated** shared revenue amounts your local government will receive in 2025 under current state law for county and municipal aid, supplemental county and municipal aid, utility aid and the expenditure restraint incentive program. This does not include adjustments, shown on the July and November payment notices.

District	TOWN OF CLAYTON	County	WINNEBAGO	Co-muni code	70-006
-----------------	-----------------	---------------	-----------	---------------------	--------

Estimate Information

For an explanation of each aid payment listed below, review the additional information in this notice.

2025 Original Estimate	
1. County and municipal aid	\$34,498.90
2. Utility aid	\$0.00
3. Supplemental county and municipal aid	\$105,732.70
4. Expenditure restraint incentive program	\$0.00
5. Total Estimated 2025 Payments (sum of Lines 1-4)	\$140,231.60

Payment Information

Your local government will receive two distributions in 2025 :

- July 28, 2025: 15% of Line 1, 2, and 3 and 100% of Line 4 (*shown above*)
- November 17, 2025: balance of your 2025 aid payments

County and Municipal Aid

Under state law, the county and municipal aid paid to each county and municipality must be equal to the amount determined in 2012 (sec. 79.036, Wis. Stats.) and adjusted for fallen protective services insurance reimbursement (sec. 79.036(4), Wis. Stats.).

County and Municipal Aid Calculation	
1. Prior year county and municipal aid	\$33,725.70
2. Increase due to sales tax revenue, including adjustments (<i>district changes</i>)	\$775.69
3. Fallen protective services insurance adjustment	-\$2.49
4. Fallen protective services insurance reimbursement (<i>reported to DOR</i>)	\$0.00
5. Total County and Municipal Aid (sum of Lines 1-4)	\$34,498.90

Utility Aid

- Under state law, utility aid is distributed to each county and municipality where tax-exempt utility property is located (sec. 79.04, Wis. Stats.)
- Utility companies report utility property information to DOR annually
- DOR uses the provided information to accurately calculate utility aid (*shown below*)

Utility Aid Calculation	
1. Net book value, <i>as of December 31, 2024 (including expected additions/retirements)</i>	\$0.00
2. Total net book value payment	\$0.00
3. Minimum payment	\$0.00
4. Megawatt capacity	0.0
5. Megawatt capacity payment	\$0.00
6. Closed/decommissioned production plant (phased down) payment	\$0.00
7. Subtotal (<i>sum of Lines 2, 3, 5 and 6</i>)	\$0.00
8. Population cap	\$1,944,800.00
9. Adjusted subtotal (<i>lesser of Line 7 or Line 8</i>)	\$0.00
10. Adjacent site incentive payment	\$0.00
11. Baseload incentive payment	\$0.00
12. Co-generation incentive payment	\$0.00
13. Alternative energy incentive payment	\$0.00
14. Total incentive payments (<i>sum of Lines 10 through 13</i>)	\$0.00
15. Spent nuclear fuel payment	\$0.00
16. Total Utility Aid – this is the utility aid payment listed on the front of the estimate (<i>sum of Lines 9, 14 and 15</i>)	\$0.00

Supplemental County and Municipal Aid

- Under state law, supplemental county and municipal aid paid to each county and municipality is determined by 2023 Wisconsin Act 12 (sec. 79.037, Wis. Stats.)
- For detailed information, review [county and municipal aid spreadsheet](#)

Supplemental County and Municipal Aid Calculation	
1. Prior year supplemental county and municipal aid	\$103,355.52
2. Increase due to sales tax revenue including adjustments (<i>district changes</i>)	\$2,377.18
3. Total Supplemental County and Municipal Aid (<i>sum of Lines 1 and 2</i>)	\$105,732.70

Expenditure Restraint Incentive Program

- Only municipalities are eligible to receive Expenditure Restraint Incentive Program (ERIP) payments
- Under state law, in 2025, each municipality will receive a payment that is equal to the amount of the payment received by the municipality in 2024 (sec. 79.05(4), Wis. Stats., from 2023 WI Act 12 – notwithstanding subs. (2) and (3))

Contact Information

If you have questions, contact us at lgs@wisconsin.gov, (608) 266-8618 or (608) 261-5167.



State of Wisconsin • DEPARTMENT OF REVENUE

DIVISION OF STATE AND LOCAL FINANCE • BUREAU OF LOCAL GOVERNMENT SERVICES • 2135 RIMROCK RD MADISON, WI 53713

Mailing Address:
PO Box 8971 #6-97
Madison WI 53708-8971
Fax: (608) 264-6887
lgs@wisconsin.gov

September 13, 2024

ELLEN SKERKE
TOWN OF NEENAH
1600 BREEZEWOOD LANE
NEENAH WI 54956

Notice of Shared Revenue – 2025 Original Estimate

Notice Information

The Wisconsin Department of Revenue (DOR) is providing the **estimated** shared revenue amounts your local government will receive in 2025 under current state law for county and municipal aid, supplemental county and municipal aid, utility aid and the expenditure restraint incentive program. This does not include adjustments, shown on the July and November payment notices.

District	TOWN OF NEENAH	County	WINNEBAGO	Co-muni code	70-010
-----------------	----------------	---------------	-----------	---------------------	--------

Estimate Information

For an explanation of each aid payment listed below, review the additional information in this notice.

2025 Original Estimate	
1. County and municipal aid	\$47,667.72
2. Utility aid	\$21,280.92
3. Supplemental county and municipal aid	\$94,198.68
4. Expenditure restraint incentive program	\$0.00
5. Total Estimated 2025 Payments (sum of Lines 1-4)	\$163,147.32

Payment Information

Your local government will receive two distributions in 2025 :

- July 28, 2025: 15% of Line 1, 2, and 3 and 100% of Line 4 (*shown above*)
- November 17, 2025: balance of your 2025 aid payments

County and Municipal Aid

Under state law, the county and municipal aid paid to each county and municipality must be equal to the amount determined in 2012 (sec. 79.036, Wis. Stats.) and adjusted for fallen protective services insurance reimbursement (sec. 79.036(4), Wis. Stats.).

County and Municipal Aid Calculation	
1. Prior year county and municipal aid	\$46,599.37
2. Increase due to sales tax revenue, including adjustments (<i>district changes</i>)	\$1,071.79
3. Fallen protective services insurance adjustment	-\$3.44
4. Fallen protective services insurance reimbursement (<i>reported to DOR</i>)	\$0.00
5. Total County and Municipal Aid (sum of Lines 1-4)	\$47,667.72

Utility Aid

- Under state law, utility aid is distributed to each county and municipality where tax-exempt utility property is located (sec. 79.04, Wis. Stats.)
- Utility companies report utility property information to DOR annually
- DOR uses the provided information to accurately calculate utility aid (*shown below*)

Utility Aid Calculation	
1. Net book value, as of December 31, 2024 (including expected additions/retirements)	\$7,093,639.00
2. Total net book value payment	\$21,280.92
3. Minimum payment	\$0.00
4. Megawatt capacity	0.0
5. Megawatt capacity payment	\$0.00
6. Closed/decommissioned production plant (phased down) payment	\$0.00
7. Subtotal (sum of Lines 2, 3, 5 and 6)	\$21,280.92
8. Population cap	\$1,557,625.00
9. Adjusted subtotal (lesser of Line 7 or Line 8)	\$21,280.92
10. Adjacent site incentive payment	\$0.00
11. Baseload incentive payment	\$0.00
12. Co-generation incentive payment	\$0.00
13. Alternative energy incentive payment	\$0.00
14. Total incentive payments (sum of Lines 10 through 13)	\$0.00
15. Spent nuclear fuel payment	\$0.00
16. Total Utility Aid – this is the utility aid payment listed on the front of the estimate (sum of Lines 9, 14 and 15)	\$21,280.92

Supplemental County and Municipal Aid

- Under state law, supplemental county and municipal aid paid to each county and municipality is determined by 2023 Wisconsin Act 12 (sec. 79.037, Wis. Stats.)
- For detailed information, review [county and municipal aid spreadsheet](#)

Supplemental County and Municipal Aid Calculation	
1. Prior year supplemental county and municipal aid	\$92,080.82
2. Increase due to sales tax revenue including adjustments (<i>district changes</i>)	\$2,117.86
3. Total Supplemental County and Municipal Aid (sum of Lines 1 and 2)	\$94,198.68

Expenditure Restraint Incentive Program

- Only municipalities are eligible to receive Expenditure Restraint Incentive Program (ERIP) payments
- Under state law, in 2025, each municipality will receive a payment that is equal to the amount of the payment received by the municipality in 2024 (sec. 79.05(4), Wis. Stats., from 2023 WI Act 12 – notwithstanding subs. (2) and (3))

Contact Information

If you have questions, contact us at lgs@wisconsin.gov, (608) 266-8618 or (608) 261-5167.



State of Wisconsin • DEPARTMENT OF REVENUE

DIVISION OF STATE AND LOCAL FINANCE • BUREAU OF LOCAL GOVERNMENT SERVICES • 2135 RIMROCK RD MADISON, WI 53713

Mailing Address:
PO Box 8971 #6-97
Madison WI 53708-8971
Fax: (608) 264-6887
lgs@wisconsin.gov

September 13, 2024

TOM POLLACK
TOWN OF NEKIMI
3790 PICKETT RD
OSHKOSH WI 54904

Notice of Shared Revenue – 2025 Original Estimate

Notice Information

The Wisconsin Department of Revenue (DOR) is providing the **estimated** shared revenue amounts your local government will receive in 2025 under current state law for county and municipal aid, supplemental county and municipal aid, utility aid and the expenditure restraint incentive program. This does not include adjustments, shown on the July and November payment notices.

District	TOWN OF NEKIMI	County	WINNEBAGO	Co-muni code	70-012
-----------------	----------------	---------------	-----------	---------------------	--------

Estimate Information

For an explanation of each aid payment listed below, review the additional information in this notice.

2025 Original Estimate	
1. County and municipal aid	\$20,892.18
2. Utility aid	\$35,588.68
3. Supplemental county and municipal aid	\$53,615.25
4. Expenditure restraint incentive program	\$0.00
5. Total Estimated 2025 Payments (sum of Lines 1-4)	\$110,096.11

Payment Information

Your local government will receive two distributions in 2025 :

- July 28, 2025: 15% of Line 1, 2, and 3 and 100% of Line 4 (*shown above*)
- November 17, 2025: balance of your 2025 aid payments

County and Municipal Aid

Under state law, the county and municipal aid paid to each county and municipality must be equal to the amount determined in 2012 (sec. 79.036, Wis. Stats.) and adjusted for fallen protective services insurance reimbursement (sec. 79.036(4), Wis. Stats.).

County and Municipal Aid Calculation	
1. Prior year county and municipal aid	\$20,423.94
2. Increase due to sales tax revenue, including adjustments (<i>district changes</i>)	\$469.75
3. Fallen protective services insurance adjustment	-\$1.51
4. Fallen protective services insurance reimbursement (<i>reported to DOR</i>)	\$0.00
5. Total County and Municipal Aid (sum of Lines 1-4)	\$20,892.18

Utility Aid

- Under state law, utility aid is distributed to each county and municipality where tax-exempt utility property is located (sec. 79.04, Wis. Stats.)
- Utility companies report utility property information to DOR annually
- DOR uses the provided information to accurately calculate utility aid (*shown below*)

Utility Aid Calculation	
1. Net book value, <i>as of December 31, 2024 (including expected additions/retirements)</i>	\$11,862,894.00
2. Total net book value payment	\$35,588.68
3. Minimum payment	\$0.00
4. Megawatt capacity	0.0
5. Megawatt capacity payment	\$0.00
6. Closed/decommissioned production plant (phased down) payment	\$0.00
7. Subtotal (<i>sum of Lines 2, 3, 5 and 6</i>)	\$35,588.68
8. Population cap	\$560,150.00
9. Adjusted subtotal (<i>lesser of Line 7 or Line 8</i>)	\$35,588.68
10. Adjacent site incentive payment	\$0.00
11. Baseload incentive payment	\$0.00
12. Co-generation incentive payment	\$0.00
13. Alternative energy incentive payment	\$0.00
14. Total incentive payments (<i>sum of Lines 10 through 13</i>)	\$0.00
15. Spent nuclear fuel payment	\$0.00
16. Total Utility Aid – this is the utility aid payment listed on the front of the estimate (<i>sum of Lines 9, 14 and 15</i>)	\$35,588.68

Supplemental County and Municipal Aid

- Under state law, supplemental county and municipal aid paid to each county and municipality is determined by 2023 Wisconsin Act 12 (sec. 79.037, Wis. Stats.)
- For detailed information, review [county and municipal aid spreadsheet](#)

Supplemental County and Municipal Aid Calculation	
1. Prior year supplemental county and municipal aid	\$52,409.82
2. Increase due to sales tax revenue including adjustments (<i>district changes</i>)	\$1,205.43
3. Total Supplemental County and Municipal Aid (<i>sum of Lines 1 and 2</i>)	\$53,615.25

Expenditure Restraint Incentive Program

- Only municipalities are eligible to receive Expenditure Restraint Incentive Program (ERIP) payments
- Under state law, in 2025, each municipality will receive a payment that is equal to the amount of the payment received by the municipality in 2024 (sec. 79.05(4), Wis. Stats., from 2023 WI Act 12 – notwithstanding subs. (2) and (3))

Contact Information

If you have questions, contact us at lgs@wisconsin.gov, (608) 266-8618 or (608) 261-5167.



State of Wisconsin • DEPARTMENT OF REVENUE

DIVISION OF STATE AND LOCAL FINANCE • BUREAU OF LOCAL GOVERNMENT SERVICES • 2135 RIMROCK RD MADISON, WI 53713

Mailing Address:
PO Box 8971 #6-97
Madison WI 53708-8971
Fax: (608) 264-6887
lgs@wisconsin.gov

September 13, 2024

REBECCA PINNOW
TOWN OF NEPEUSKUN
8605 LAKE RD
RIPON WI 54971-9144

Notice of Shared Revenue – 2025 Original Estimate

Notice Information

The Wisconsin Department of Revenue (DOR) is providing the **estimated** shared revenue amounts your local government will receive in 2025 under current state law for county and municipal aid, supplemental county and municipal aid, utility aid and the expenditure restraint incentive program. This does not include adjustments, shown on the July and November payment notices.

District	TOWN OF NEPEUSKUN	County	WINNEBAGO	Co-muni code	70-014
-----------------	-------------------	---------------	-----------	---------------------	--------

Estimate Information

For an explanation of each aid payment listed below, review the additional information in this notice.

2025 Original Estimate	
1. County and municipal aid	\$18,606.72
2. Utility aid	\$0.00
3. Supplemental county and municipal aid	\$43,136.94
4. Expenditure restraint incentive program	\$0.00
5. Total Estimated 2025 Payments (sum of Lines 1-4)	\$61,743.66

Payment Information

Your local government will receive two distributions in 2025 :

- July 28, 2025: 15% of Line 1, 2, and 3 and 100% of Line 4 (*shown above*)
- November 17, 2025: balance of your 2025 aid payments

County and Municipal Aid

Under state law, the county and municipal aid paid to each county and municipality must be equal to the amount determined in 2012 (sec. 79.036, Wis. Stats.) and adjusted for fallen protective services insurance reimbursement (sec. 79.036(4), Wis. Stats.).

County and Municipal Aid Calculation	
1. Prior year county and municipal aid	\$18,189.70
2. Increase due to sales tax revenue, including adjustments (<i>district changes</i>)	\$418.36
3. Fallen protective services insurance adjustment	-\$1.34
4. Fallen protective services insurance reimbursement (<i>reported to DOR</i>)	\$0.00
5. Total County and Municipal Aid (sum of Lines 1-4)	\$18,606.72

Utility Aid

- Under state law, utility aid is distributed to each county and municipality where tax-exempt utility property is located (sec. 79.04, Wis. Stats.)
- Utility companies report utility property information to DOR annually
- DOR uses the provided information to accurately calculate utility aid (*shown below*)

Utility Aid Calculation	
1. Net book value, <i>as of December 31, 2024 (including expected additions/retirements)</i>	\$0.00
2. Total net book value payment	\$0.00
3. Minimum payment	\$0.00
4. Megawatt capacity	0.0
5. Megawatt capacity payment	\$0.00
6. Closed/decommissioned production plant (phased down) payment	\$0.00
7. Subtotal (<i>sum of Lines 2, 3, 5 and 6</i>)	\$0.00
8. Population cap	\$307,700.00
9. Adjusted subtotal (<i>lesser of Line 7 or Line 8</i>)	\$0.00
10. Adjacent site incentive payment	\$0.00
11. Baseload incentive payment	\$0.00
12. Co-generation incentive payment	\$0.00
13. Alternative energy incentive payment	\$0.00
14. Total incentive payments (<i>sum of Lines 10 through 13</i>)	\$0.00
15. Spent nuclear fuel payment	\$0.00
16. Total Utility Aid – this is the utility aid payment listed on the front of the estimate (<i>sum of Lines 9, 14 and 15</i>)	\$0.00

Supplemental County and Municipal Aid

- Under state law, supplemental county and municipal aid paid to each county and municipality is determined by 2023 Wisconsin Act 12 (sec. 79.037, Wis. Stats.)
- For detailed information, review [county and municipal aid spreadsheet](#)

Supplemental County and Municipal Aid Calculation	
1. Prior year supplemental county and municipal aid	\$42,167.10
2. Increase due to sales tax revenue including adjustments (<i>district changes</i>)	\$969.84
3. Total Supplemental County and Municipal Aid (<i>sum of Lines 1 and 2</i>)	\$43,136.94

Expenditure Restraint Incentive Program

- Only municipalities are eligible to receive Expenditure Restraint Incentive Program (ERIP) payments
- Under state law, in 2025, each municipality will receive a payment that is equal to the amount of the payment received by the municipality in 2024 (sec. 79.05(4), Wis. Stats., from 2023 WI Act 12 – notwithstanding subs. (2) and (3))

Contact Information

If you have questions, contact us at lgs@wisconsin.gov, (608) 266-8618 or (608) 261-5167.



State of Wisconsin • DEPARTMENT OF REVENUE

DIVISION OF STATE AND LOCAL FINANCE • BUREAU OF LOCAL GOVERNMENT SERVICES • 2135 RIMROCK RD MADISON, WI 53713

Mailing Address:
PO Box 8971 #6-97
Madison WI 53708-8971
Fax: (608) 264-6887
lgs@wisconsin.gov

September 13, 2024

DANA WOODS
TOWN OF OMRO
4205 RIVERMOOR RD
OMRO WI 54963-9419

Notice of Shared Revenue – 2025 Original Estimate

Notice Information

The Wisconsin Department of Revenue (DOR) is providing the **estimated** shared revenue amounts your local government will receive in 2025 under current state law for county and municipal aid, supplemental county and municipal aid, utility aid and the expenditure restraint incentive program. This does not include adjustments, shown on the July and November payment notices.

District	TOWN OF OMRO	County	WINNEBAGO	Co-muni code	70-016
-----------------	--------------	---------------	-----------	---------------------	--------

Estimate Information

For an explanation of each aid payment listed below, review the additional information in this notice.

2025 Original Estimate	
1. County and municipal aid	\$23,260.73
2. Utility aid	\$0.00
3. Supplemental county and municipal aid	\$71,152.75
4. Expenditure restraint incentive program	\$0.00
5. Total Estimated 2025 Payments (sum of Lines 1-4)	\$94,413.48

Payment Information

Your local government will receive two distributions in 2025 :

- July 28, 2025: 15% of Line 1, 2, and 3 and 100% of Line 4 (*shown above*)
- November 17, 2025: balance of your 2025 aid payments

County and Municipal Aid

Under state law, the county and municipal aid paid to each county and municipality must be equal to the amount determined in 2012 (sec. 79.036, Wis. Stats.) and adjusted for fallen protective services insurance reimbursement (sec. 79.036(4), Wis. Stats.).

County and Municipal Aid Calculation	
1. Prior year county and municipal aid	\$22,739.40
2. Increase due to sales tax revenue, including adjustments (<i>district changes</i>)	\$523.01
3. Fallen protective services insurance adjustment	-\$1.68
4. Fallen protective services insurance reimbursement (<i>reported to DOR</i>)	\$0.00
5. Total County and Municipal Aid (sum of Lines 1-4)	\$23,260.73

Utility Aid

- Under state law, utility aid is distributed to each county and municipality where tax-exempt utility property is located (sec. 79.04, Wis. Stats.)
- Utility companies report utility property information to DOR annually
- DOR uses the provided information to accurately calculate utility aid (*shown below*)

Utility Aid Calculation	
1. Net book value, <i>as of December 31, 2024 (including expected additions/retirements)</i>	\$0.00
2. Total net book value payment	\$0.00
3. Minimum payment	\$0.00
4. Megawatt capacity	0.0
5. Megawatt capacity payment	\$0.00
6. Closed/decommissioned production plant (phased down) payment	\$0.00
7. Subtotal (<i>sum of Lines 2, 3, 5 and 6</i>)	\$0.00
8. Population cap	\$1,040,400.00
9. Adjusted subtotal (<i>lesser of Line 7 or Line 8</i>)	\$0.00
10. Adjacent site incentive payment	\$0.00
11. Baseload incentive payment	\$0.00
12. Co-generation incentive payment	\$0.00
13. Alternative energy incentive payment	\$0.00
14. Total incentive payments (<i>sum of Lines 10 through 13</i>)	\$0.00
15. Spent nuclear fuel payment	\$0.00
16. Total Utility Aid – this is the utility aid payment listed on the front of the estimate (<i>sum of Lines 9, 14 and 15</i>)	\$0.00

Supplemental County and Municipal Aid

- Under state law, supplemental county and municipal aid paid to each county and municipality is determined by 2023 Wisconsin Act 12 (sec. 79.037, Wis. Stats.)
- For detailed information, review [county and municipal aid spreadsheet](#)

Supplemental County and Municipal Aid Calculation	
1. Prior year supplemental county and municipal aid	\$69,553.03
2. Increase due to sales tax revenue including adjustments (<i>district changes</i>)	\$1,599.72
3. Total Supplemental County and Municipal Aid (<i>sum of Lines 1 and 2</i>)	\$71,152.75

Expenditure Restraint Incentive Program

- Only municipalities are eligible to receive Expenditure Restraint Incentive Program (ERIP) payments
- Under state law, in 2025, each municipality will receive a payment that is equal to the amount of the payment received by the municipality in 2024 (sec. 79.05(4), Wis. Stats., from 2023 WI Act 12 – notwithstanding subs. (2) and (3))

Contact Information

If you have questions, contact us at lgs@wisconsin.gov, (608) 266-8618 or (608) 261-5167.



State of Wisconsin • DEPARTMENT OF REVENUE

DIVISION OF STATE AND LOCAL FINANCE • BUREAU OF LOCAL GOVERNMENT SERVICES • 2135 RIMROCK RD MADISON, WI 53713

Mailing Address:
PO Box 8971 #6-97
Madison WI 53708-8971
Fax: (608) 264-6887
lgs@wisconsin.gov

September 13, 2024

JEANNETTE MERTEN
TOWN OF OSHKOSH
1076 COZY LANE
OSHKOSH WI 54901-1404

Notice of Shared Revenue – 2025 Original Estimate

Notice Information

The Wisconsin Department of Revenue (DOR) is providing the **estimated** shared revenue amounts your local government will receive in 2025 under current state law for county and municipal aid, supplemental county and municipal aid, utility aid and the expenditure restraint incentive program. This does not include adjustments, shown on the July and November payment notices.

District	TOWN OF OSHKOSH	County	WINNEBAGO	Co-muni code	70-018
-----------------	-----------------	---------------	-----------	---------------------	--------

Estimate Information

For an explanation of each aid payment listed below, review the additional information in this notice.

2025 Original Estimate	
1. County and municipal aid	\$64,246.81
2. Utility aid	\$19,599.73
3. Supplemental county and municipal aid	\$72,747.51
4. Expenditure restraint incentive program	\$0.00
5. Total Estimated 2025 Payments (sum of Lines 1-4)	\$156,594.05

Payment Information

Your local government will receive two distributions in 2025 :

- July 28, 2025: 15% of Line 1, 2, and 3 and 100% of Line 4 (*shown above*)
- November 17, 2025: balance of your 2025 aid payments

County and Municipal Aid

Under state law, the county and municipal aid paid to each county and municipality must be equal to the amount determined in 2012 (sec. 79.036, Wis. Stats.) and adjusted for fallen protective services insurance reimbursement (sec. 79.036(4), Wis. Stats.).

County and Municipal Aid Calculation	
1. Prior year county and municipal aid	\$62,806.89
2. Increase due to sales tax revenue, including adjustments (<i>district changes</i>)	\$1,444.56
3. Fallen protective services insurance adjustment	-\$4.64
4. Fallen protective services insurance reimbursement (<i>reported to DOR</i>)	\$0.00
5. Total County and Municipal Aid (sum of Lines 1-4)	\$64,246.81

Utility Aid

- Under state law, utility aid is distributed to each county and municipality where tax-exempt utility property is located (sec. 79.04, Wis. Stats.)
- Utility companies report utility property information to DOR annually
- DOR uses the provided information to accurately calculate utility aid (*shown below*)

Utility Aid Calculation	
1. Net book value, <i>as of December 31, 2024 (including expected additions/retirements)</i>	\$6,533,243.00
2. Total net book value payment	\$19,599.73
3. Minimum payment	\$0.00
4. Megawatt capacity	0.0
5. Megawatt capacity payment	\$0.00
6. Closed/decommissioned production plant (phased down) payment	\$0.00
7. Subtotal (<i>sum of Lines 2, 3, 5 and 6</i>)	\$19,599.73
8. Population cap	\$1,010,650.00
9. Adjusted subtotal (<i>lesser of Line 7 or Line 8</i>)	\$19,599.73
10. Adjacent site incentive payment	\$0.00
11. Baseload incentive payment	\$0.00
12. Co-generation incentive payment	\$0.00
13. Alternative energy incentive payment	\$0.00
14. Total incentive payments (<i>sum of Lines 10 through 13</i>)	\$0.00
15. Spent nuclear fuel payment	\$0.00
16. Total Utility Aid – this is the utility aid payment listed on the front of the estimate (<i>sum of Lines 9, 14 and 15</i>)	\$19,599.73

Supplemental County and Municipal Aid

- Under state law, supplemental county and municipal aid paid to each county and municipality is determined by 2023 Wisconsin Act 12 (sec. 79.037, Wis. Stats.)
- For detailed information, review [county and municipal aid spreadsheet](#)

Supplemental County and Municipal Aid Calculation	
1. Prior year supplemental county and municipal aid	\$71,111.94
2. Increase due to sales tax revenue including adjustments (<i>district changes</i>)	\$1,635.57
3. Total Supplemental County and Municipal Aid (<i>sum of Lines 1 and 2</i>)	\$72,747.51

Expenditure Restraint Incentive Program

- Only municipalities are eligible to receive Expenditure Restraint Incentive Program (ERIP) payments
- Under state law, in 2025, each municipality will receive a payment that is equal to the amount of the payment received by the municipality in 2024 (sec. 79.05(4), Wis. Stats., from 2023 WI Act 12 – notwithstanding subs. (2) and (3))

Contact Information

If you have questions, contact us at lgs@wisconsin.gov, (608) 266-8618 or (608) 261-5167.



State of Wisconsin • DEPARTMENT OF REVENUE

DIVISION OF STATE AND LOCAL FINANCE • BUREAU OF LOCAL GOVERNMENT SERVICES • 2135 RIMROCK RD MADISON, WI 53713

Mailing Address:
PO Box 8971 #6-97
Madison WI 53708-8971
Fax: (608) 264-6887
lgs@wisconsin.gov

September 13, 2024

ELIZABETH JACKSON
TOWN OF POYGAN
8693 TOWN HALL RD
WINNECONNE WI 54986-9536

Notice of Shared Revenue – 2025 Original Estimate

Notice Information

The Wisconsin Department of Revenue (DOR) is providing the **estimated** shared revenue amounts your local government will receive in 2025 under current state law for county and municipal aid, supplemental county and municipal aid, utility aid and the expenditure restraint incentive program. This does not include adjustments, shown on the July and November payment notices.

District	TOWN OF POYGAN	County	WINNEBAGO	Co-muni code	70-020
-----------------	----------------	---------------	-----------	---------------------	--------

Estimate Information

For an explanation of each aid payment listed below, review the additional information in this notice.

2025 Original Estimate	
1. County and municipal aid	\$11,827.27
2. Utility aid	\$0.00
3. Supplemental county and municipal aid	\$52,808.19
4. Expenditure restraint incentive program	\$0.00
5. Total Estimated 2025 Payments (sum of Lines 1-4)	\$64,635.46

Payment Information

Your local government will receive two distributions in 2025 :

- July 28, 2025: 15% of Line 1, 2, and 3 and 100% of Line 4 (*shown above*)
- November 17, 2025: balance of your 2025 aid payments

County and Municipal Aid

Under state law, the county and municipal aid paid to each county and municipality must be equal to the amount determined in 2012 (sec. 79.036, Wis. Stats.) and adjusted for fallen protective services insurance reimbursement (sec. 79.036(4), Wis. Stats.).

County and Municipal Aid Calculation	
1. Prior year county and municipal aid	\$11,562.19
2. Increase due to sales tax revenue, including adjustments (<i>district changes</i>)	\$265.93
3. Fallen protective services insurance adjustment	-\$0.85
4. Fallen protective services insurance reimbursement (<i>reported to DOR</i>)	\$0.00
5. Total County and Municipal Aid (sum of Lines 1-4)	\$11,827.27

Utility Aid

- Under state law, utility aid is distributed to each county and municipality where tax-exempt utility property is located (sec. 79.04, Wis. Stats.)
- Utility companies report utility property information to DOR annually
- DOR uses the provided information to accurately calculate utility aid (*shown below*)

Utility Aid Calculation	
1. Net book value, <i>as of December 31, 2024 (including expected additions/retirements)</i>	\$0.00
2. Total net book value payment	\$0.00
3. Minimum payment	\$0.00
4. Megawatt capacity	0.0
5. Megawatt capacity payment	\$0.00
6. Closed/decommissioned production plant (phased down) payment	\$0.00
7. Subtotal (<i>sum of Lines 2, 3, 5 and 6</i>)	\$0.00
8. Population cap	\$545,700.00
9. Adjusted subtotal (<i>lesser of Line 7 or Line 8</i>)	\$0.00
10. Adjacent site incentive payment	\$0.00
11. Baseload incentive payment	\$0.00
12. Co-generation incentive payment	\$0.00
13. Alternative energy incentive payment	\$0.00
14. Total incentive payments (<i>sum of Lines 10 through 13</i>)	\$0.00
15. Spent nuclear fuel payment	\$0.00
16. Total Utility Aid – this is the utility aid payment listed on the front of the estimate (<i>sum of Lines 9, 14 and 15</i>)	\$0.00

Supplemental County and Municipal Aid

- Under state law, supplemental county and municipal aid paid to each county and municipality is determined by 2023 Wisconsin Act 12 (sec. 79.037, Wis. Stats.)
- For detailed information, review [county and municipal aid spreadsheet](#)

Supplemental County and Municipal Aid Calculation	
1. Prior year supplemental county and municipal aid	\$51,620.91
2. Increase due to sales tax revenue including adjustments (<i>district changes</i>)	\$1,187.28
3. Total Supplemental County and Municipal Aid (<i>sum of Lines 1 and 2</i>)	\$52,808.19

Expenditure Restraint Incentive Program

- Only municipalities are eligible to receive Expenditure Restraint Incentive Program (ERIP) payments
- Under state law, in 2025, each municipality will receive a payment that is equal to the amount of the payment received by the municipality in 2024 (sec. 79.05(4), Wis. Stats., from 2023 WI Act 12 – notwithstanding subs. (2) and (3))

Contact Information

If you have questions, contact us at lgs@wisconsin.gov, (608) 266-8618 or (608) 261-5167.



State of Wisconsin • DEPARTMENT OF REVENUE

DIVISION OF STATE AND LOCAL FINANCE • BUREAU OF LOCAL GOVERNMENT SERVICES • 2135 RIMROCK RD MADISON, WI 53713

Mailing Address:
PO Box 8971 #6-97
Madison WI 53708-8971
Fax: (608) 264-6887
lgs@wisconsin.gov

September 13, 2024

PEGGY HENDRICKS
TOWN OF RUSHFORD
3413 N COUNTY ROAD K
OMRO WI 54963

Notice of Shared Revenue – 2025 Original Estimate

Notice Information

The Wisconsin Department of Revenue (DOR) is providing the **estimated** shared revenue amounts your local government will receive in 2025 under current state law for county and municipal aid, supplemental county and municipal aid, utility aid and the expenditure restraint incentive program. This does not include adjustments, shown on the July and November payment notices.

District	TOWN OF RUSHFORD	County	WINNEBAGO	Co-muni code	70-022
-----------------	------------------	---------------	-----------	---------------------	--------

Estimate Information

For an explanation of each aid payment listed below, review the additional information in this notice.

2025 Original Estimate	
1. County and municipal aid	\$31,771.30
2. Utility aid	\$0.00
3. Supplemental county and municipal aid	\$59,108.86
4. Expenditure restraint incentive program	\$0.00
5. Total Estimated 2025 Payments (sum of Lines 1-4)	\$90,880.16

Payment Information

Your local government will receive two distributions in 2025 :

- July 28, 2025: 15% of Line 1, 2, and 3 and 100% of Line 4 (*shown above*)
- November 17, 2025: balance of your 2025 aid payments

County and Municipal Aid

Under state law, the county and municipal aid paid to each county and municipality must be equal to the amount determined in 2012 (sec. 79.036, Wis. Stats.) and adjusted for fallen protective services insurance reimbursement (sec. 79.036(4), Wis. Stats.).

County and Municipal Aid Calculation	
1. Prior year county and municipal aid	\$31,059.24
2. Increase due to sales tax revenue, including adjustments (<i>district changes</i>)	\$714.36
3. Fallen protective services insurance adjustment	-\$2.30
4. Fallen protective services insurance reimbursement (<i>reported to DOR</i>)	\$0.00
5. Total County and Municipal Aid (sum of Lines 1-4)	\$31,771.30

Utility Aid

- Under state law, utility aid is distributed to each county and municipality where tax-exempt utility property is located (sec. 79.04, Wis. Stats.)
- Utility companies report utility property information to DOR annually
- DOR uses the provided information to accurately calculate utility aid (*shown below*)

Utility Aid Calculation	
1. Net book value, <i>as of December 31, 2024 (including expected additions/retirements)</i>	\$0.00
2. Total net book value payment	\$0.00
3. Minimum payment	\$0.00
4. Megawatt capacity	0.0
5. Megawatt capacity payment	\$0.00
6. Closed/decommissioned production plant (phased down) payment	\$0.00
7. Subtotal (<i>sum of Lines 2, 3, 5 and 6</i>)	\$0.00
8. Population cap	\$711,875.00
9. Adjusted subtotal (<i>lesser of Line 7 or Line 8</i>)	\$0.00
10. Adjacent site incentive payment	\$0.00
11. Baseload incentive payment	\$0.00
12. Co-generation incentive payment	\$0.00
13. Alternative energy incentive payment	\$0.00
14. Total incentive payments (<i>sum of Lines 10 through 13</i>)	\$0.00
15. Spent nuclear fuel payment	\$0.00
16. Total Utility Aid – this is the utility aid payment listed on the front of the estimate (<i>sum of Lines 9, 14 and 15</i>)	\$0.00

Supplemental County and Municipal Aid

- Under state law, supplemental county and municipal aid paid to each county and municipality is determined by 2023 Wisconsin Act 12 (sec. 79.037, Wis. Stats.)
- For detailed information, review [county and municipal aid spreadsheet](#)

Supplemental County and Municipal Aid Calculation	
1. Prior year supplemental county and municipal aid	\$57,779.92
2. Increase due to sales tax revenue including adjustments (<i>district changes</i>)	\$1,328.94
3. Total Supplemental County and Municipal Aid (<i>sum of Lines 1 and 2</i>)	\$59,108.86

Expenditure Restraint Incentive Program

- Only municipalities are eligible to receive Expenditure Restraint Incentive Program (ERIP) payments
- Under state law, in 2025, each municipality will receive a payment that is equal to the amount of the payment received by the municipality in 2024 (sec. 79.05(4), Wis. Stats., from 2023 WI Act 12 – notwithstanding subs. (2) and (3))

Contact Information

If you have questions, contact us at lgs@wisconsin.gov, (608) 266-8618 or (608) 261-5167.



State of Wisconsin • DEPARTMENT OF REVENUE

DIVISION OF STATE AND LOCAL FINANCE • BUREAU OF LOCAL GOVERNMENT SERVICES • 2135 RIMROCK RD MADISON, WI 53713

Mailing Address:
PO Box 8971 #6-97
Madison WI 53708-8971
Fax: (608) 264-6887
lgs@wisconsin.gov

September 13, 2024

JENNY SONNLEITNER
TOWN OF UTICA
1730 COUNTY ROAD FF
OSHKOSH WI 54904

Notice of Shared Revenue – 2025 Original Estimate

Notice Information

The Wisconsin Department of Revenue (DOR) is providing the **estimated** shared revenue amounts your local government will receive in 2025 under current state law for county and municipal aid, supplemental county and municipal aid, utility aid and the expenditure restraint incentive program. This does not include adjustments, shown on the July and November payment notices.

District	TOWN OF UTICA	County	WINNEBAGO	Co-muni code	70-024
-----------------	---------------	---------------	-----------	---------------------	--------

Estimate Information

For an explanation of each aid payment listed below, review the additional information in this notice.

2025 Original Estimate	
1. County and municipal aid	\$14,737.51
2. Utility aid	\$0.00
3. Supplemental county and municipal aid	\$54,061.68
4. Expenditure restraint incentive program	\$0.00
5. Total Estimated 2025 Payments (sum of Lines 1-4)	\$68,799.19

Payment Information

Your local government will receive two distributions in 2025 :

- July 28, 2025: 15% of Line 1, 2, and 3 and 100% of Line 4 (*shown above*)
- November 17, 2025: balance of your 2025 aid payments

County and Municipal Aid

Under state law, the county and municipal aid paid to each county and municipality must be equal to the amount determined in 2012 (sec. 79.036, Wis. Stats.) and adjusted for fallen protective services insurance reimbursement (sec. 79.036(4), Wis. Stats.).

County and Municipal Aid Calculation	
1. Prior year county and municipal aid	\$14,407.20
2. Increase due to sales tax revenue, including adjustments (<i>district changes</i>)	\$331.37
3. Fallen protective services insurance adjustment	-\$1.06
4. Fallen protective services insurance reimbursement (<i>reported to DOR</i>)	\$0.00
5. Total County and Municipal Aid (sum of Lines 1-4)	\$14,737.51

Utility Aid

- Under state law, utility aid is distributed to each county and municipality where tax-exempt utility property is located (sec. 79.04, Wis. Stats.)
- Utility companies report utility property information to DOR annually
- DOR uses the provided information to accurately calculate utility aid (*shown below*)

Utility Aid Calculation	
1. Net book value, as of December 31, 2024 (including expected additions/retirements)	\$0.00
2. Total net book value payment	\$0.00
3. Minimum payment	\$0.00
4. Megawatt capacity	0.0
5. Megawatt capacity payment	\$0.00
6. Closed/decommissioned production plant (phased down) payment	\$0.00
7. Subtotal (sum of Lines 2, 3, 5 and 6)	\$0.00
8. Population cap	\$585,225.00
9. Adjusted subtotal (lesser of Line 7 or Line 8)	\$0.00
10. Adjacent site incentive payment	\$0.00
11. Baseload incentive payment	\$0.00
12. Co-generation incentive payment	\$0.00
13. Alternative energy incentive payment	\$0.00
14. Total incentive payments (sum of Lines 10 through 13)	\$0.00
15. Spent nuclear fuel payment	\$0.00
16. Total Utility Aid – this is the utility aid payment listed on the front of the estimate (sum of Lines 9, 14 and 15)	\$0.00

Supplemental County and Municipal Aid

- Under state law, supplemental county and municipal aid paid to each county and municipality is determined by 2023 Wisconsin Act 12 (sec. 79.037, Wis. Stats.)
- For detailed information, review [county and municipal aid spreadsheet](#)

Supplemental County and Municipal Aid Calculation	
1. Prior year supplemental county and municipal aid	\$52,846.22
2. Increase due to sales tax revenue including adjustments (district changes)	\$1,215.46
3. Total Supplemental County and Municipal Aid (sum of Lines 1 and 2)	\$54,061.68

Expenditure Restraint Incentive Program

- Only municipalities are eligible to receive Expenditure Restraint Incentive Program (ERIP) payments
- Under state law, in 2025, each municipality will receive a payment that is equal to the amount of the payment received by the municipality in 2024 (sec. 79.05(4), Wis. Stats., from 2023 WI Act 12 – notwithstanding subs. (2) and (3))

Contact Information

If you have questions, contact us at lgs@wisconsin.gov, (608) 266-8618 or (608) 261-5167.



State of Wisconsin • DEPARTMENT OF REVENUE

DIVISION OF STATE AND LOCAL FINANCE • BUREAU OF LOCAL GOVERNMENT SERVICES • 2135 RIMROCK RD MADISON, WI 53713

Mailing Address:
PO Box 8971 #6-97
Madison WI 53708-8971
Fax: (608) 264-6887
lgs@wisconsin.gov

September 13, 2024

KAREN BRAZEE
TOWN OF VINLAND
6085 COUNTY RD T
OSHKOSH WI 54904-9734

Notice of Shared Revenue – 2025 Original Estimate

Notice Information

The Wisconsin Department of Revenue (DOR) is providing the **estimated** shared revenue amounts your local government will receive in 2025 under current state law for county and municipal aid, supplemental county and municipal aid, utility aid and the expenditure restraint incentive program. This does not include adjustments, shown on the July and November payment notices.

District	TOWN OF VINLAND	County	WINNEBAGO	Co-muni code	70-026
-----------------	-----------------	---------------	-----------	---------------------	--------

Estimate Information

For an explanation of each aid payment listed below, review the additional information in this notice.

2025 Original Estimate	
1. County and municipal aid	\$23,182.92
2. Utility aid	\$18,357.76
3. Supplemental county and municipal aid	\$61,151.24
4. Expenditure restraint incentive program	\$0.00
5. Total Estimated 2025 Payments (sum of Lines 1-4)	\$102,691.92

Payment Information

Your local government will receive two distributions in 2025 :

- July 28, 2025: 15% of Line 1, 2, and 3 and 100% of Line 4 (*shown above*)
- November 17, 2025: balance of your 2025 aid payments

County and Municipal Aid

Under state law, the county and municipal aid paid to each county and municipality must be equal to the amount determined in 2012 (sec. 79.036, Wis. Stats.) and adjusted for fallen protective services insurance reimbursement (sec. 79.036(4), Wis. Stats.).

County and Municipal Aid Calculation	
1. Prior year county and municipal aid	\$22,663.33
2. Increase due to sales tax revenue, including adjustments (<i>district changes</i>)	\$521.26
3. Fallen protective services insurance adjustment	-\$1.67
4. Fallen protective services insurance reimbursement (<i>reported to DOR</i>)	\$0.00
5. Total County and Municipal Aid (sum of Lines 1-4)	\$23,182.92

Utility Aid

- Under state law, utility aid is distributed to each county and municipality where tax-exempt utility property is located (sec. 79.04, Wis. Stats.)
- Utility companies report utility property information to DOR annually
- DOR uses the provided information to accurately calculate utility aid (*shown below*)

Utility Aid Calculation	
1. Net book value, <i>as of December 31, 2024 (including expected additions/retirements)</i>	\$6,119,253.00
2. Total net book value payment	\$18,357.76
3. Minimum payment	\$0.00
4. Megawatt capacity	0.0
5. Megawatt capacity payment	\$0.00
6. Closed/decommissioned production plant (phased down) payment	\$0.00
7. Subtotal (<i>sum of Lines 2, 3, 5 and 6</i>)	\$18,357.76
8. Population cap	\$746,300.00
9. Adjusted subtotal (<i>lesser of Line 7 or Line 8</i>)	\$18,357.76
10. Adjacent site incentive payment	\$0.00
11. Baseload incentive payment	\$0.00
12. Co-generation incentive payment	\$0.00
13. Alternative energy incentive payment	\$0.00
14. Total incentive payments (<i>sum of Lines 10 through 13</i>)	\$0.00
15. Spent nuclear fuel payment	\$0.00
16. Total Utility Aid – this is the utility aid payment listed on the front of the estimate (<i>sum of Lines 9, 14 and 15</i>)	\$18,357.76

Supplemental County and Municipal Aid

- Under state law, supplemental county and municipal aid paid to each county and municipality is determined by 2023 Wisconsin Act 12 (sec. 79.037, Wis. Stats.)
- For detailed information, review [county and municipal aid spreadsheet](#)

Supplemental County and Municipal Aid Calculation	
1. Prior year supplemental county and municipal aid	\$59,776.38
2. Increase due to sales tax revenue including adjustments (<i>district changes</i>)	\$1,374.86
3. Total Supplemental County and Municipal Aid (<i>sum of Lines 1 and 2</i>)	\$61,151.24

Expenditure Restraint Incentive Program

- Only municipalities are eligible to receive Expenditure Restraint Incentive Program (ERIP) payments
- Under state law, in 2025, each municipality will receive a payment that is equal to the amount of the payment received by the municipality in 2024 (sec. 79.05(4), Wis. Stats., from 2023 WI Act 12 – notwithstanding subs. (2) and (3))

Contact Information

If you have questions, contact us at lgs@wisconsin.gov, (608) 266-8618 or (608) 261-5167.



State of Wisconsin • DEPARTMENT OF REVENUE

DIVISION OF STATE AND LOCAL FINANCE • BUREAU OF LOCAL GOVERNMENT SERVICES • 2135 RIMROCK RD MADISON, WI 53713

Mailing Address:
PO Box 8971 #6-97
Madison WI 53708-8971
Fax: (608) 264-6887
lgs@wisconsin.gov

September 13, 2024

HOLLY STEVENS
TOWN OF WINCHESTER
8522 PARK WAY
LARSEN WI 54947

Notice of Shared Revenue – 2025 Original Estimate

Notice Information

The Wisconsin Department of Revenue (DOR) is providing the **estimated** shared revenue amounts your local government will receive in 2025 under current state law for county and municipal aid, supplemental county and municipal aid, utility aid and the expenditure restraint incentive program. This does not include adjustments, shown on the July and November payment notices.

District	TOWN OF WINCHESTER	County	WINNEBAGO	Co-muni code	70-028
-----------------	--------------------	---------------	-----------	---------------------	--------

Estimate Information

For an explanation of each aid payment listed below, review the additional information in this notice.

2025 Original Estimate	
1. County and municipal aid	\$34,300.77
2. Utility aid	\$0.00
3. Supplemental county and municipal aid	\$61,545.94
4. Expenditure restraint incentive program	\$0.00
5. Total Estimated 2025 Payments (sum of Lines 1-4)	\$95,846.71

Payment Information

Your local government will receive two distributions in 2025 :

- July 28, 2025: 15% of Line 1, 2, and 3 and 100% of Line 4 (*shown above*)
- November 17, 2025: balance of your 2025 aid payments

County and Municipal Aid

Under state law, the county and municipal aid paid to each county and municipality must be equal to the amount determined in 2012 (sec. 79.036, Wis. Stats.) and adjusted for fallen protective services insurance reimbursement (sec. 79.036(4), Wis. Stats.).

County and Municipal Aid Calculation	
1. Prior year county and municipal aid	\$33,532.01
2. Increase due to sales tax revenue, including adjustments (<i>district changes</i>)	\$771.24
3. Fallen protective services insurance adjustment	-\$2.48
4. Fallen protective services insurance reimbursement (<i>reported to DOR</i>)	\$0.00
5. Total County and Municipal Aid (sum of Lines 1-4)	\$34,300.77

Utility Aid

- Under state law, utility aid is distributed to each county and municipality where tax-exempt utility property is located (sec. 79.04, Wis. Stats.)
- Utility companies report utility property information to DOR annually
- DOR uses the provided information to accurately calculate utility aid (*shown below*)

Utility Aid Calculation	
1. Net book value, <i>as of December 31, 2024 (including expected additions/retirements)</i>	\$0.00
2. Total net book value payment	\$0.00
3. Minimum payment	\$0.00
4. Megawatt capacity	0.0
5. Megawatt capacity payment	\$0.00
6. Closed/decommissioned production plant (phased down) payment	\$0.00
7. Subtotal (<i>sum of Lines 2, 3, 5 and 6</i>)	\$0.00
8. Population cap	\$760,750.00
9. Adjusted subtotal (<i>lesser of Line 7 or Line 8</i>)	\$0.00
10. Adjacent site incentive payment	\$0.00
11. Baseload incentive payment	\$0.00
12. Co-generation incentive payment	\$0.00
13. Alternative energy incentive payment	\$0.00
14. Total incentive payments (<i>sum of Lines 10 through 13</i>)	\$0.00
15. Spent nuclear fuel payment	\$0.00
16. Total Utility Aid – this is the utility aid payment listed on the front of the estimate (<i>sum of Lines 9, 14 and 15</i>)	\$0.00

Supplemental County and Municipal Aid

- Under state law, supplemental county and municipal aid paid to each county and municipality is determined by 2023 Wisconsin Act 12 (sec. 79.037, Wis. Stats.)
- For detailed information, review [county and municipal aid spreadsheet](#)

Supplemental County and Municipal Aid Calculation	
1. Prior year supplemental county and municipal aid	\$60,162.21
2. Increase due to sales tax revenue including adjustments (<i>district changes</i>)	\$1,383.73
3. Total Supplemental County and Municipal Aid (<i>sum of Lines 1 and 2</i>)	\$61,545.94

Expenditure Restraint Incentive Program

- Only municipalities are eligible to receive Expenditure Restraint Incentive Program (ERIP) payments
- Under state law, in 2025, each municipality will receive a payment that is equal to the amount of the payment received by the municipality in 2024 (sec. 79.05(4), Wis. Stats., from 2023 WI Act 12 – notwithstanding subs. (2) and (3))

Contact Information

If you have questions, contact us at lgs@wisconsin.gov, (608) 266-8618 or (608) 261-5167.



State of Wisconsin • DEPARTMENT OF REVENUE

DIVISION OF STATE AND LOCAL FINANCE • BUREAU OF LOCAL GOVERNMENT SERVICES • 2135 RIMROCK RD MADISON, WI 53713

Mailing Address:
PO Box 8971 #6-97
Madison WI 53708-8971
Fax: (608) 264-6887
lgs@wisconsin.gov

September 13, 2024

YVONNE ZOBEL
TOWN OF WINNECONNE
6494 COUNTY ROAD M
WINNECONNE WI 54986

Notice of Shared Revenue – 2025 Original Estimate

Notice Information

The Wisconsin Department of Revenue (DOR) is providing the **estimated** shared revenue amounts your local government will receive in 2025 under current state law for county and municipal aid, supplemental county and municipal aid, utility aid and the expenditure restraint incentive program. This does not include adjustments, shown on the July and November payment notices.

District	TOWN OF WINNECONNE	County	WINNEBAGO	Co-muni code	70-030
-----------------	--------------------	---------------	-----------	---------------------	--------

Estimate Information

For an explanation of each aid payment listed below, review the additional information in this notice.

2025 Original Estimate	
1. County and municipal aid	\$24,121.36
2. Utility aid	\$0.00
3. Supplemental county and municipal aid	\$75,799.34
4. Expenditure restraint incentive program	\$0.00
5. Total Estimated 2025 Payments (sum of Lines 1-4)	\$99,920.70

Payment Information

Your local government will receive two distributions in 2025 :

- July 28, 2025: 15% of Line 1, 2, and 3 and 100% of Line 4 (*shown above*)
- November 17, 2025: balance of your 2025 aid payments

County and Municipal Aid

Under state law, the county and municipal aid paid to each county and municipality must be equal to the amount determined in 2012 (sec. 79.036, Wis. Stats.) and adjusted for fallen protective services insurance reimbursement (sec. 79.036(4), Wis. Stats.).

County and Municipal Aid Calculation	
1. Prior year county and municipal aid	\$23,580.74
2. Increase due to sales tax revenue, including adjustments (<i>district changes</i>)	\$542.36
3. Fallen protective services insurance adjustment	-\$1.74
4. Fallen protective services insurance reimbursement (<i>reported to DOR</i>)	\$0.00
5. Total County and Municipal Aid (sum of Lines 1-4)	\$24,121.36

Utility Aid

- Under state law, utility aid is distributed to each county and municipality where tax-exempt utility property is located (sec. 79.04, Wis. Stats.)
- Utility companies report utility property information to DOR annually
- DOR uses the provided information to accurately calculate utility aid (*shown below*)

Utility Aid Calculation	
1. Net book value, <i>as of December 31, 2024 (including expected additions/retirements)</i>	\$0.00
2. Total net book value payment	\$0.00
3. Minimum payment	\$0.00
4. Megawatt capacity	0.0
5. Megawatt capacity payment	\$0.00
6. Closed/decommissioned production plant (phased down) payment	\$0.00
7. Subtotal (<i>sum of Lines 2, 3, 5 and 6</i>)	\$0.00
8. Population cap	\$1,130,075.00
9. Adjusted subtotal (<i>lesser of Line 7 or Line 8</i>)	\$0.00
10. Adjacent site incentive payment	\$0.00
11. Baseload incentive payment	\$0.00
12. Co-generation incentive payment	\$0.00
13. Alternative energy incentive payment	\$0.00
14. Total incentive payments (<i>sum of Lines 10 through 13</i>)	\$0.00
15. Spent nuclear fuel payment	\$0.00
16. Total Utility Aid – this is the utility aid payment listed on the front of the estimate (<i>sum of Lines 9, 14 and 15</i>)	\$0.00

Supplemental County and Municipal Aid

- Under state law, supplemental county and municipal aid paid to each county and municipality is determined by 2023 Wisconsin Act 12 (sec. 79.037, Wis. Stats.)
- For detailed information, review [county and municipal aid spreadsheet](#)

Supplemental County and Municipal Aid Calculation	
1. Prior year supplemental county and municipal aid	\$74,095.15
2. Increase due to sales tax revenue including adjustments (<i>district changes</i>)	\$1,704.19
3. Total Supplemental County and Municipal Aid (<i>sum of Lines 1 and 2</i>)	\$75,799.34

Expenditure Restraint Incentive Program

- Only municipalities are eligible to receive Expenditure Restraint Incentive Program (ERIP) payments
- Under state law, in 2025, each municipality will receive a payment that is equal to the amount of the payment received by the municipality in 2024 (sec. 79.05(4), Wis. Stats., from 2023 WI Act 12 – notwithstanding subs. (2) and (3))

Contact Information

If you have questions, contact us at lgs@wisconsin.gov, (608) 266-8618 or (608) 261-5167.



State of Wisconsin • DEPARTMENT OF REVENUE

DIVISION OF STATE AND LOCAL FINANCE • BUREAU OF LOCAL GOVERNMENT SERVICES • 2135 RIMROCK RD MADISON, WI 53713

Mailing Address:
PO Box 8971 #6-97
Madison WI 53708-8971
Fax: (608) 264-6887
lgs@wisconsin.gov

September 13, 2024

SUSAN GILBERT
TOWN OF WOLF RIVER
P.O.BOX 338
FREMONT WI 54940-0338

Notice of Shared Revenue – 2025 Original Estimate

Notice Information

The Wisconsin Department of Revenue (DOR) is providing the **estimated** shared revenue amounts your local government will receive in 2025 under current state law for county and municipal aid, supplemental county and municipal aid, utility aid and the expenditure restraint incentive program. This does not include adjustments, shown on the July and November payment notices.

District	TOWN OF WOLF RIVER	County	WINNEBAGO	Co-muni code	70-032
-----------------	--------------------	---------------	-----------	---------------------	--------

Estimate Information

For an explanation of each aid payment listed below, review the additional information in this notice.

2025 Original Estimate	
1. County and municipal aid	\$14,608.50
2. Utility aid	\$0.00
3. Supplemental county and municipal aid	\$51,520.22
4. Expenditure restraint incentive program	\$0.00
5. Total Estimated 2025 Payments (sum of Lines 1-4)	\$66,128.72

Payment Information

Your local government will receive two distributions in 2025 :

- July 28, 2025: 15% of Line 1, 2, and 3 and 100% of Line 4 (*shown above*)
- November 17, 2025: balance of your 2025 aid payments

County and Municipal Aid

Under state law, the county and municipal aid paid to each county and municipality must be equal to the amount determined in 2012 (sec. 79.036, Wis. Stats.) and adjusted for fallen protective services insurance reimbursement (sec. 79.036(4), Wis. Stats.).

County and Municipal Aid Calculation	
1. Prior year county and municipal aid	\$14,281.10
2. Increase due to sales tax revenue, including adjustments (<i>district changes</i>)	\$328.46
3. Fallen protective services insurance adjustment	-\$1.06
4. Fallen protective services insurance reimbursement (<i>reported to DOR</i>)	\$0.00
5. Total County and Municipal Aid (sum of Lines 1-4)	\$14,608.50

Utility Aid

- Under state law, utility aid is distributed to each county and municipality where tax-exempt utility property is located (sec. 79.04, Wis. Stats.)
- Utility companies report utility property information to DOR annually
- DOR uses the provided information to accurately calculate utility aid (*shown below*)

Utility Aid Calculation	
1. Net book value, <i>as of December 31, 2024 (including expected additions/retirements)</i>	\$0.00
2. Total net book value payment	\$0.00
3. Minimum payment	\$0.00
4. Megawatt capacity	0.0
5. Megawatt capacity payment	\$0.00
6. Closed/decommissioned production plant (phased down) payment	\$0.00
7. Subtotal (<i>sum of Lines 2, 3, 5 and 6</i>)	\$0.00
8. Population cap	\$515,525.00
9. Adjusted subtotal (<i>lesser of Line 7 or Line 8</i>)	\$0.00
10. Adjacent site incentive payment	\$0.00
11. Baseload incentive payment	\$0.00
12. Co-generation incentive payment	\$0.00
13. Alternative energy incentive payment	\$0.00
14. Total incentive payments (<i>sum of Lines 10 through 13</i>)	\$0.00
15. Spent nuclear fuel payment	\$0.00
16. Total Utility Aid – this is the utility aid payment listed on the front of the estimate (<i>sum of Lines 9, 14 and 15</i>)	\$0.00

Supplemental County and Municipal Aid

- Under state law, supplemental county and municipal aid paid to each county and municipality is determined by 2023 Wisconsin Act 12 (sec. 79.037, Wis. Stats.)
- For detailed information, review [county and municipal aid spreadsheet](#)

Supplemental County and Municipal Aid Calculation	
1. Prior year supplemental county and municipal aid	\$50,361.90
2. Increase due to sales tax revenue including adjustments (<i>district changes</i>)	\$1,158.32
3. Total Supplemental County and Municipal Aid (<i>sum of Lines 1 and 2</i>)	\$51,520.22

Expenditure Restraint Incentive Program

- Only municipalities are eligible to receive Expenditure Restraint Incentive Program (ERIP) payments
- Under state law, in 2025, each municipality will receive a payment that is equal to the amount of the payment received by the municipality in 2024 (sec. 79.05(4), Wis. Stats., from 2023 WI Act 12 – notwithstanding subs. (2) and (3))

Contact Information

If you have questions, contact us at lgs@wisconsin.gov, (608) 266-8618 or (608) 261-5167.



State of Wisconsin • DEPARTMENT OF REVENUE

DIVISION OF STATE AND LOCAL FINANCE • BUREAU OF LOCAL GOVERNMENT SERVICES • 2135 RIMROCK RD MADISON, WI 53713

Mailing Address:
PO Box 8971 #6-97
Madison WI 53708-8971
Fax: (608) 264-6887
lgs@wisconsin.gov

September 13, 2024

DARLA FINK
VILLAGE OF FOX CROSSING
2000 MUNICIPAL DR
NEENAH WI 54956-5663

Notice of Shared Revenue – 2025 Original Estimate

Notice Information

The Wisconsin Department of Revenue (DOR) is providing the **estimated** shared revenue amounts your local government will receive in 2025 under current state law for county and municipal aid, supplemental county and municipal aid, utility aid and the expenditure restraint incentive program. This does not include adjustments, shown on the July and November payment notices.

District	VILLAGE OF FOX CROSSING	County	WINNEBAGO	Co-muni code	70-121
-----------------	-------------------------	---------------	-----------	---------------------	--------

Estimate Information

For an explanation of each aid payment listed below, review the additional information in this notice.

2025 Original Estimate	
1. County and municipal aid	\$335,707.57
2. Utility aid	\$41,637.73
3. Supplemental county and municipal aid	\$463,527.43
4. Expenditure restraint incentive program	\$0.00
5. Total Estimated 2025 Payments (sum of Lines 1-4)	\$840,872.73

Payment Information

Your local government will receive two distributions in 2025 :

- July 28, 2025: 15% of Line 1, 2, and 3 and 100% of Line 4 (*shown above*)
- November 17, 2025: balance of your 2025 aid payments

County and Municipal Aid

Under state law, the county and municipal aid paid to each county and municipality must be equal to the amount determined in 2012 (sec. 79.036, Wis. Stats.) and adjusted for fallen protective services insurance reimbursement (sec. 79.036(4), Wis. Stats.).

County and Municipal Aid Calculation	
1. Prior year county and municipal aid	\$328,183.60
2. Increase due to sales tax revenue, including adjustments (<i>district changes</i>)	\$7,548.22
3. Fallen protective services insurance adjustment	-\$24.25
4. Fallen protective services insurance reimbursement (<i>reported to DOR</i>)	\$0.00
5. Total County and Municipal Aid (sum of Lines 1-4)	\$335,707.57

Utility Aid

- Under state law, utility aid is distributed to each county and municipality where tax-exempt utility property is located (sec. 79.04, Wis. Stats.)
- Utility companies report utility property information to DOR annually
- DOR uses the provided information to accurately calculate utility aid (*shown below*)

Utility Aid Calculation	
1. Net book value, <i>as of December 31, 2024 (including expected additions/retirements)</i>	\$6,939,622.00
2. Total net book value payment	\$41,637.73
3. Minimum payment	\$0.00
4. Megawatt capacity	0.0
5. Megawatt capacity payment	\$0.00
6. Closed/decommissioned production plant (phased down) payment	\$0.00
7. Subtotal (<i>sum of Lines 2, 3, 5 and 6</i>)	\$41,637.73
8. Population cap	\$8,231,400.00
9. Adjusted subtotal (<i>lesser of Line 7 or Line 8</i>)	\$41,637.73
10. Adjacent site incentive payment	\$0.00
11. Baseload incentive payment	\$0.00
12. Co-generation incentive payment	\$0.00
13. Alternative energy incentive payment	\$0.00
14. Total incentive payments (<i>sum of Lines 10 through 13</i>)	\$0.00
15. Spent nuclear fuel payment	\$0.00
16. Total Utility Aid – this is the utility aid payment listed on the front of the estimate (<i>sum of Lines 9, 14 and 15</i>)	\$41,637.73

Supplemental County and Municipal Aid

- Under state law, supplemental county and municipal aid paid to each county and municipality is determined by 2023 Wisconsin Act 12 (sec. 79.037, Wis. Stats.)
- For detailed information, review [county and municipal aid spreadsheet](#)

Supplemental County and Municipal Aid Calculation	
1. Prior year supplemental county and municipal aid	\$453,105.99
2. Increase due to sales tax revenue including adjustments (<i>district changes</i>)	\$10,421.44
3. Total Supplemental County and Municipal Aid (<i>sum of Lines 1 and 2</i>)	\$463,527.43

Expenditure Restraint Incentive Program

- Only municipalities are eligible to receive Expenditure Restraint Incentive Program (ERIP) payments
- Under state law, in 2025, each municipality will receive a payment that is equal to the amount of the payment received by the municipality in 2024 (sec. 79.05(4), Wis. Stats., from 2023 WI Act 12 – notwithstanding subs. (2) and (3))

Contact Information

If you have questions, contact us at lgs@wisconsin.gov, (608) 266-8618 or (608) 261-5167.



State of Wisconsin • DEPARTMENT OF REVENUE

DIVISION OF STATE AND LOCAL FINANCE • BUREAU OF LOCAL GOVERNMENT SERVICES • 2135 RIMROCK RD MADISON, WI 53713

Mailing Address:
PO Box 8971 #6-97
Madison WI 53708-8971
Fax: (608) 264-6887
lgs@wisconsin.gov

September 13, 2024

ANN WASINGER
VILLAGE OF WINNECONNE
PO BOX 488, 30 SOUTH 1ST ST.
WINNECONNE WI 54986-0488

Notice of Shared Revenue – 2025 Original Estimate

Notice Information

The Wisconsin Department of Revenue (DOR) is providing the **estimated** shared revenue amounts your local government will receive in 2025 under current state law for county and municipal aid, supplemental county and municipal aid, utility aid and the expenditure restraint incentive program. This does not include adjustments, shown on the July and November payment notices.

District	VILLAGE OF WINNECONNE	County	WINNEBAGO	Co-muni code	70-191
-----------------	-----------------------	---------------	-----------	---------------------	--------

Estimate Information

For an explanation of each aid payment listed below, review the additional information in this notice.

2025 Original Estimate	
1. County and municipal aid	\$148,576.88
2. Utility aid	\$38,308.04
3. Supplemental county and municipal aid	\$74,342.10
4. Expenditure restraint incentive program	\$47,438.10
5. Total Estimated 2025 Payments (sum of Lines 1-4)	\$308,665.12

Payment Information

Your local government will receive two distributions in 2025 :

- July 28, 2025: 15% of Line 1, 2, and 3 and 100% of Line 4 (*shown above*)
- November 17, 2025: balance of your 2025 aid payments

County and Municipal Aid

Under state law, the county and municipal aid paid to each county and municipality must be equal to the amount determined in 2012 (sec. 79.036, Wis. Stats.) and adjusted for fallen protective services insurance reimbursement (sec. 79.036(4), Wis. Stats.).

County and Municipal Aid Calculation	
1. Prior year county and municipal aid	\$145,246.93
2. Increase due to sales tax revenue, including adjustments (<i>district changes</i>)	\$3,340.68
3. Fallen protective services insurance adjustment	-\$10.73
4. Fallen protective services insurance reimbursement (<i>reported to DOR</i>)	\$0.00
5. Total County and Municipal Aid (sum of Lines 1-4)	\$148,576.88

Utility Aid

- Under state law, utility aid is distributed to each county and municipality where tax-exempt utility property is located (sec. 79.04, Wis. Stats.)
- Utility companies report utility property information to DOR annually
- DOR uses the provided information to accurately calculate utility aid (*shown below*)

Utility Aid Calculation	
1. Net book value, <i>as of December 31, 2024 (including expected additions/retirements)</i>	\$6,384,673.00
2. Total net book value payment	\$38,308.04
3. Minimum payment	\$0.00
4. Megawatt capacity	0.0
5. Megawatt capacity payment	\$0.00
6. Closed/decommissioned production plant (phased down) payment	\$0.00
7. Subtotal (<i>sum of Lines 2, 3, 5 and 6</i>)	\$38,308.04
8. Population cap	\$1,073,550.00
9. Adjusted subtotal (<i>lesser of Line 7 or Line 8</i>)	\$38,308.04
10. Adjacent site incentive payment	\$0.00
11. Baseload incentive payment	\$0.00
12. Co-generation incentive payment	\$0.00
13. Alternative energy incentive payment	\$0.00
14. Total incentive payments (<i>sum of Lines 10 through 13</i>)	\$0.00
15. Spent nuclear fuel payment	\$0.00
16. Total Utility Aid – this is the utility aid payment listed on the front of the estimate (<i>sum of Lines 9, 14 and 15</i>)	\$38,308.04

Supplemental County and Municipal Aid

- Under state law, supplemental county and municipal aid paid to each county and municipality is determined by 2023 Wisconsin Act 12 (sec. 79.037, Wis. Stats.)
- For detailed information, review [county and municipal aid spreadsheet](#)

Supplemental County and Municipal Aid Calculation	
1. Prior year supplemental county and municipal aid	\$72,670.67
2. Increase due to sales tax revenue including adjustments (<i>district changes</i>)	\$1,671.43
3. Total Supplemental County and Municipal Aid (<i>sum of Lines 1 and 2</i>)	\$74,342.10

Expenditure Restraint Incentive Program

- Only municipalities are eligible to receive Expenditure Restraint Incentive Program (ERIP) payments
- Under state law, in 2025, each municipality will receive a payment that is equal to the amount of the payment received by the municipality in 2024 (sec. 79.05(4), Wis. Stats., from 2023 WI Act 12 – notwithstanding subs. (2) and (3))

Contact Information

If you have questions, contact us at lgs@wisconsin.gov, (608) 266-8618 or (608) 261-5167.



State of Wisconsin • DEPARTMENT OF REVENUE

DIVISION OF STATE AND LOCAL FINANCE • BUREAU OF LOCAL GOVERNMENT SERVICES • 2135 RIMROCK RD MADISON, WI 53713

Mailing Address:
PO Box 8971 #6-97
Madison WI 53708-8971
Fax: (608) 264-6887
lgs@wisconsin.gov

September 13, 2024

KAIJA SNYDER
CITY OF MENASHA
100 MAIN STREET STE 200
MENASHA WI 54952-3190

Notice of Shared Revenue – 2025 Original Estimate

Notice Information

The Wisconsin Department of Revenue (DOR) is providing the **estimated** shared revenue amounts your local government will receive in 2025 under current state law for county and municipal aid, supplemental county and municipal aid, utility aid and the expenditure restraint incentive program. This does not include adjustments, shown on the July and November payment notices.

District	CITY OF MENASHA	County	WINNEBAGO	Co-muni code	70-251
-----------------	-----------------	---------------	-----------	---------------------	--------

Estimate Information

For an explanation of each aid payment listed below, review the additional information in this notice.

2025 Original Estimate	
1. County and municipal aid	\$3,392,532.13
2. Utility aid	\$14,821.90
3. Supplemental county and municipal aid	\$835,556.49
4. Expenditure restraint incentive program	\$344,845.27
5. Total Estimated 2025 Payments (sum of Lines 1-4)	\$4,587,755.79

Payment Information

Your local government will receive two distributions in 2025 :

- July 28, 2025: 15% of Line 1, 2, and 3 and 100% of Line 4 (*shown above*)
- November 17, 2025: balance of your 2025 aid payments

County and Municipal Aid

Under state law, the county and municipal aid paid to each county and municipality must be equal to the amount determined in 2012 (sec. 79.036, Wis. Stats.) and adjusted for fallen protective services insurance reimbursement (sec. 79.036(4), Wis. Stats.).

County and Municipal Aid Calculation	
1. Prior year county and municipal aid	\$3,316,497.79
2. Increase due to sales tax revenue, including adjustments (<i>district changes</i>)	\$76,279.45
3. Fallen protective services insurance adjustment	-\$245.11
4. Fallen protective services insurance reimbursement (<i>reported to DOR</i>)	\$0.00
5. Total County and Municipal Aid (sum of Lines 1-4)	\$3,392,532.13

Utility Aid

- Under state law, utility aid is distributed to each county and municipality where tax-exempt utility property is located (sec. 79.04, Wis. Stats.)
- Utility companies report utility property information to DOR annually
- DOR uses the provided information to accurately calculate utility aid (*shown below*)

Utility Aid Calculation	
1. Net book value, <i>as of December 31, 2024 (including expected additions/retirements)</i>	\$2,470,316.00
2. Total net book value payment	\$14,821.90
3. Minimum payment	\$0.00
4. Megawatt capacity	0.0
5. Megawatt capacity payment	\$0.00
6. Closed/decommissioned production plant (phased down) payment	\$0.00
7. Subtotal (<i>sum of Lines 2, 3, 5 and 6</i>)	\$14,821.90
8. Population cap	\$7,946,225.00
9. Adjusted subtotal (<i>lesser of Line 7 or Line 8</i>)	\$14,821.90
10. Adjacent site incentive payment	\$0.00
11. Baseload incentive payment	\$0.00
12. Co-generation incentive payment	\$0.00
13. Alternative energy incentive payment	\$0.00
14. Total incentive payments (<i>sum of Lines 10 through 13</i>)	\$0.00
15. Spent nuclear fuel payment	\$0.00
16. Total Utility Aid – this is the utility aid payment listed on the front of the estimate (<i>sum of Lines 9, 14 and 15</i>)	\$14,821.90

Supplemental County and Municipal Aid

- Under state law, supplemental county and municipal aid paid to each county and municipality is determined by 2023 Wisconsin Act 12 (sec. 79.037, Wis. Stats.)
- For detailed information, review [county and municipal aid spreadsheet](#)

Supplemental County and Municipal Aid Calculation	
1. Prior year supplemental county and municipal aid	\$816,770.76
2. Increase due to sales tax revenue including adjustments (<i>district changes</i>)	\$18,785.73
3. Total Supplemental County and Municipal Aid (<i>sum of Lines 1 and 2</i>)	\$835,556.49

Expenditure Restraint Incentive Program

- Only municipalities are eligible to receive Expenditure Restraint Incentive Program (ERIP) payments
- Under state law, in 2025, each municipality will receive a payment that is equal to the amount of the payment received by the municipality in 2024 (sec. 79.05(4), Wis. Stats., from 2023 WI Act 12 – notwithstanding subs. (2) and (3))

Contact Information

If you have questions, contact us at lgs@wisconsin.gov, (608) 266-8618 or (608) 261-5167.



State of Wisconsin • DEPARTMENT OF REVENUE

DIVISION OF STATE AND LOCAL FINANCE • BUREAU OF LOCAL GOVERNMENT SERVICES • 2135 RIMROCK RD MADISON, WI 53713

Mailing Address:
PO Box 8971 #6-97
Madison WI 53708-8971
Fax: (608) 264-6887
lgs@wisconsin.gov

September 13, 2024

CHARLOTTE NAGEL
CITY OF NEENAH
PO BOX 426, 211 WALNUT ST.
NEENAH WI 54957-0426

Notice of Shared Revenue – 2025 Original Estimate

Notice Information

The Wisconsin Department of Revenue (DOR) is providing the **estimated** shared revenue amounts your local government will receive in 2025 under current state law for county and municipal aid, supplemental county and municipal aid, utility aid and the expenditure restraint incentive program. This does not include adjustments, shown on the July and November payment notices.

District	CITY OF NEENAH	County	WINNEBAGO	Co-muni code	70-261
-----------------	----------------	---------------	-----------	---------------------	--------

Estimate Information

For an explanation of each aid payment listed below, review the additional information in this notice.

2025 Original Estimate	
1. County and municipal aid	\$1,546,383.03
2. Utility aid	\$551,690.67
3. Supplemental county and municipal aid	\$659,863.90
4. Expenditure restraint incentive program	\$512,966.82
5. Total Estimated 2025 Payments (sum of Lines 1-4)	\$3,270,904.42

Payment Information

Your local government will receive two distributions in 2025 :

- July 28, 2025: 15% of Line 1, 2, and 3 and 100% of Line 4 (*shown above*)
- November 17, 2025: balance of your 2025 aid payments

County and Municipal Aid

Under state law, the county and municipal aid paid to each county and municipality must be equal to the amount determined in 2012 (sec. 79.036, Wis. Stats.) and adjusted for fallen protective services insurance reimbursement (sec. 79.036(4), Wis. Stats.).

County and Municipal Aid Calculation	
1. Prior year county and municipal aid	\$1,511,725.07
2. Increase due to sales tax revenue, including adjustments (<i>district changes</i>)	\$34,769.68
3. Fallen protective services insurance adjustment	-\$111.72
4. Fallen protective services insurance reimbursement (<i>reported to DOR</i>)	\$0.00
5. Total County and Municipal Aid (sum of Lines 1-4)	\$1,546,383.03

Utility Aid

- Under state law, utility aid is distributed to each county and municipality where tax-exempt utility property is located (sec. 79.04, Wis. Stats.)
- Utility companies report utility property information to DOR annually
- DOR uses the provided information to accurately calculate utility aid (*shown below*)

Utility Aid Calculation	
1. Net book value, as of December 31, 2024 (including expected additions/retirements)	\$9,526,226.00
2. Total net book value payment	\$57,157.36
3. Minimum payment	\$0.00
4. Megawatt capacity	370.9
5. Megawatt capacity payment	\$494,533.31
6. Closed/decommissioned production plant (phased down) payment	\$0.00
7. Subtotal (sum of Lines 2, 3, 5 and 6)	\$551,690.67
8. Population cap	\$11,835,825.00
9. Adjusted subtotal (lesser of Line 7 or Line 8)	\$551,690.67
10. Adjacent site incentive payment	\$0.00
11. Baseload incentive payment	\$0.00
12. Co-generation incentive payment	\$0.00
13. Alternative energy incentive payment	\$0.00
14. Total incentive payments (sum of Lines 10 through 13)	\$0.00
15. Spent nuclear fuel payment	\$0.00
16. Total Utility Aid – this is the utility aid payment listed on the front of the estimate (sum of Lines 9, 14 and 15)	\$551,690.67

Supplemental County and Municipal Aid

- Under state law, supplemental county and municipal aid paid to each county and municipality is determined by 2023 Wisconsin Act 12 (sec. 79.037, Wis. Stats.)
- For detailed information, review [county and municipal aid spreadsheet](#)

Supplemental County and Municipal Aid Calculation	
1. Prior year supplemental county and municipal aid	\$645,028.25
2. Increase due to sales tax revenue including adjustments (district changes)	\$14,835.65
3. Total Supplemental County and Municipal Aid (sum of Lines 1 and 2)	\$659,863.90

Expenditure Restraint Incentive Program

- Only municipalities are eligible to receive Expenditure Restraint Incentive Program (ERIP) payments
- Under state law, in 2025, each municipality will receive a payment that is equal to the amount of the payment received by the municipality in 2024 (sec. 79.05(4), Wis. Stats., from 2023 WI Act 12 – notwithstanding subs. (2) and (3))

Contact Information

If you have questions, contact us at lgs@wisconsin.gov, (608) 266-8618 or (608) 261-5167.



State of Wisconsin • DEPARTMENT OF REVENUE

DIVISION OF STATE AND LOCAL FINANCE • BUREAU OF LOCAL GOVERNMENT SERVICES • 2135 RIMROCK RD MADISON, WI 53713

Mailing Address:
PO Box 8971 #6-97
Madison WI 53708-8971
Fax: (608) 264-6887
lgs@wisconsin.gov

September 13, 2024

BARBARA VAN CLAKE
CITY OF OMRO
205 S WEBSTER AVENUE
OMRO WI 54963

Notice of Shared Revenue – 2025 Original Estimate

Notice Information

The Wisconsin Department of Revenue (DOR) is providing the **estimated** shared revenue amounts your local government will receive in 2025 under current state law for county and municipal aid, supplemental county and municipal aid, utility aid and the expenditure restraint incentive program. This does not include adjustments, shown on the July and November payment notices.

District	CITY OF OMRO	County	WINNEBAGO	Co-muni code	70-265
-----------------	--------------	---------------	-----------	---------------------	--------

Estimate Information

For an explanation of each aid payment listed below, review the additional information in this notice.

2025 Original Estimate	
1. County and municipal aid	\$780,163.99
2. Utility aid	\$25,385.12
3. Supplemental county and municipal aid	\$156,056.25
4. Expenditure restraint incentive program	\$55,102.76
5. Total Estimated 2025 Payments (sum of Lines 1-4)	\$1,016,708.12

Payment Information

Your local government will receive two distributions in 2025 :

- July 28, 2025: 15% of Line 1, 2, and 3 and 100% of Line 4 (*shown above*)
- November 17, 2025: balance of your 2025 aid payments

County and Municipal Aid

Under state law, the county and municipal aid paid to each county and municipality must be equal to the amount determined in 2012 (sec. 79.036, Wis. Stats.) and adjusted for fallen protective services insurance reimbursement (sec. 79.036(4), Wis. Stats.).

County and Municipal Aid Calculation	
1. Prior year county and municipal aid	\$762,678.75
2. Increase due to sales tax revenue, including adjustments (<i>district changes</i>)	\$17,541.61
3. Fallen protective services insurance adjustment	-\$56.37
4. Fallen protective services insurance reimbursement (<i>reported to DOR</i>)	\$0.00
5. Total County and Municipal Aid (sum of Lines 1-4)	\$780,163.99

Utility Aid

- Under state law, utility aid is distributed to each county and municipality where tax-exempt utility property is located (sec. 79.04, Wis. Stats.)
- Utility companies report utility property information to DOR annually
- DOR uses the provided information to accurately calculate utility aid (*shown below*)

Utility Aid Calculation	
1. Net book value, <i>as of December 31, 2024 (including expected additions/retirements)</i>	\$4,230,853.00
2. Total net book value payment	\$25,385.12
3. Minimum payment	\$0.00
4. Megawatt capacity	0.0
5. Megawatt capacity payment	\$0.00
6. Closed/decommissioned production plant (phased down) payment	\$0.00
7. Subtotal (<i>sum of Lines 2, 3, 5 and 6</i>)	\$25,385.12
8. Population cap	\$1,555,925.00
9. Adjusted subtotal (<i>lesser of Line 7 or Line 8</i>)	\$25,385.12
10. Adjacent site incentive payment	\$0.00
11. Baseload incentive payment	\$0.00
12. Co-generation incentive payment	\$0.00
13. Alternative energy incentive payment	\$0.00
14. Total incentive payments (<i>sum of Lines 10 through 13</i>)	\$0.00
15. Spent nuclear fuel payment	\$0.00
16. Total Utility Aid – this is the utility aid payment listed on the front of the estimate (<i>sum of Lines 9, 14 and 15</i>)	\$25,385.12

Supplemental County and Municipal Aid

- Under state law, supplemental county and municipal aid paid to each county and municipality is determined by 2023 Wisconsin Act 12 (sec. 79.037, Wis. Stats.)
- For detailed information, review [county and municipal aid spreadsheet](#)

Supplemental County and Municipal Aid Calculation	
1. Prior year supplemental county and municipal aid	\$152,547.65
2. Increase due to sales tax revenue including adjustments (<i>district changes</i>)	\$3,508.60
3. Total Supplemental County and Municipal Aid (<i>sum of Lines 1 and 2</i>)	\$156,056.25

Expenditure Restraint Incentive Program

- Only municipalities are eligible to receive Expenditure Restraint Incentive Program (ERIP) payments
- Under state law, in 2025, each municipality will receive a payment that is equal to the amount of the payment received by the municipality in 2024 (sec. 79.05(4), Wis. Stats., from 2023 WI Act 12 – notwithstanding subs. (2) and (3))

Contact Information

If you have questions, contact us at lgs@wisconsin.gov, (608) 266-8618 or (608) 261-5167.



State of Wisconsin • DEPARTMENT OF REVENUE

DIVISION OF STATE AND LOCAL FINANCE • BUREAU OF LOCAL GOVERNMENT SERVICES • 2135 RIMROCK RD MADISON, WI 53713

Mailing Address:
PO Box 8971 #6-97
Madison WI 53708-8971
Fax: (608) 264-6887
lgs@wisconsin.gov

September 13, 2024

DIANE BARTLETT
CITY OF OSHKOSH
215 CHURCH AVE, PO BOX 1130
OSHKOSH WI 54903-1130

Notice of Shared Revenue – 2025 Original Estimate

Notice Information

The Wisconsin Department of Revenue (DOR) is providing the **estimated** shared revenue amounts your local government will receive in 2025 under current state law for county and municipal aid, supplemental county and municipal aid, utility aid and the expenditure restraint incentive program. This does not include adjustments, shown on the July and November payment notices.

District	CITY OF OSHKOSH	County	WINNEBAGO	Co-muni code	70-266
-----------------	-----------------	---------------	-----------	---------------------	--------

Estimate Information

For an explanation of each aid payment listed below, review the additional information in this notice.

2025 Original Estimate	
1. County and municipal aid	\$9,829,402.80
2. Utility aid	\$115,523.68
3. Supplemental county and municipal aid	\$1,966,175.97
4. Expenditure restraint incentive program	\$1,588,811.82
5. Total Estimated 2025 Payments (sum of Lines 1-4)	\$13,499,914.27

Payment Information

Your local government will receive two distributions in 2025 :

- July 28, 2025: 15% of Line 1, 2, and 3 and 100% of Line 4 (*shown above*)
- November 17, 2025: balance of your 2025 aid payments

County and Municipal Aid

Under state law, the county and municipal aid paid to each county and municipality must be equal to the amount determined in 2012 (sec. 79.036, Wis. Stats.) and adjusted for fallen protective services insurance reimbursement (sec. 79.036(4), Wis. Stats.).

County and Municipal Aid Calculation	
1. Prior year county and municipal aid	\$9,609,103.58
2. Increase due to sales tax revenue, including adjustments (<i>district changes</i>)	\$221,009.38
3. Fallen protective services insurance adjustment	-\$710.16
4. Fallen protective services insurance reimbursement (<i>reported to DOR</i>)	\$0.00
5. Total County and Municipal Aid (sum of Lines 1-4)	\$9,829,402.80

Utility Aid

- Under state law, utility aid is distributed to each county and municipality where tax-exempt utility property is located (sec. 79.04, Wis. Stats.)
- Utility companies report utility property information to DOR annually
- DOR uses the provided information to accurately calculate utility aid (*shown below*)

Utility Aid Calculation	
1. Net book value, <i>as of December 31, 2024 (including expected additions/retirements)</i>	\$19,253,947.00
2. Total net book value payment	\$115,523.68
3. Minimum payment	\$0.00
4. Megawatt capacity	0.0
5. Megawatt capacity payment	\$0.00
6. Closed/decommissioned production plant (phased down) payment	\$0.00
7. Subtotal (<i>sum of Lines 2, 3, 5 and 6</i>)	\$115,523.68
8. Population cap	\$28,605,050.00
9. Adjusted subtotal (<i>lesser of Line 7 or Line 8</i>)	\$115,523.68
10. Adjacent site incentive payment	\$0.00
11. Baseload incentive payment	\$0.00
12. Co-generation incentive payment	\$0.00
13. Alternative energy incentive payment	\$0.00
14. Total incentive payments (<i>sum of Lines 10 through 13</i>)	\$0.00
15. Spent nuclear fuel payment	\$0.00
16. Total Utility Aid – this is the utility aid payment listed on the front of the estimate (<i>sum of Lines 9, 14 and 15</i>)	\$115,523.68

Supplemental County and Municipal Aid

- Under state law, supplemental county and municipal aid paid to each county and municipality is determined by 2023 Wisconsin Act 12 (sec. 79.037, Wis. Stats.)
- For detailed information, review [county and municipal aid spreadsheet](#)

Supplemental County and Municipal Aid Calculation	
1. Prior year supplemental county and municipal aid	\$1,921,970.65
2. Increase due to sales tax revenue including adjustments (<i>district changes</i>)	\$44,205.32
3. Total Supplemental County and Municipal Aid (<i>sum of Lines 1 and 2</i>)	\$1,966,175.97

Expenditure Restraint Incentive Program

- Only municipalities are eligible to receive Expenditure Restraint Incentive Program (ERIP) payments
- Under state law, in 2025, each municipality will receive a payment that is equal to the amount of the payment received by the municipality in 2024 (sec. 79.05(4), Wis. Stats., from 2023 WI Act 12 – notwithstanding subs. (2) and (3))

Contact Information

If you have questions, contact us at lgs@wisconsin.gov, (608) 266-8618 or (608) 261-5167.



State of Wisconsin • DEPARTMENT OF REVENUE

DIVISION OF STATE AND LOCAL FINANCE • BUREAU OF LOCAL GOVERNMENT SERVICES • 2135 RIMROCK RD MADISON, WI 53713

Mailing Address:
PO Box 8971 #6-97
Madison WI 53708-8971
Fax: (608) 264-6887
lgs@wisconsin.gov

September 13, 2024

JULIE BARTHELS
COUNTY OF WINNEBAGO
PO BOX 2806 112 OTTER AVE
OSHKOSH WI 54903-2806

Notice of Shared Revenue – 2025 Original Estimate

Notice Information

The Wisconsin Department of Revenue (DOR) is providing the **estimated** shared revenue amounts your local government will receive in 2025 under current state law for county and municipal aid, supplemental county and municipal aid, utility aid and the expenditure restraint incentive program. This does not include adjustments, shown on the July and November payment notices.

District	COUNTY OF WINNEBAGO	County	WINNEBAGO	Co-muni code	70-999
-----------------	---------------------	---------------	-----------	---------------------	--------

Estimate Information

For an explanation of each aid payment listed below, review the additional information in this notice.

2025 Original Estimate	
1. County and municipal aid	\$2,230,822.95
2. Utility aid	\$584,631.26
3. Supplemental county and municipal aid	\$1,820,351.11
4. Expenditure restraint incentive program	\$0.00
5. Total Estimated 2025 Payments (sum of Lines 1-4)	\$4,635,805.32

Payment Information

Your local government will receive two distributions in 2025 :

- July 28, 2025: 15% of Line 1, 2, and 3 and 100% of Line 4 (*shown above*)
- November 17, 2025: balance of your 2025 aid payments

County and Municipal Aid

Under state law, the county and municipal aid paid to each county and municipality must be equal to the amount determined in 2012 (sec. 79.036, Wis. Stats.) and adjusted for fallen protective services insurance reimbursement (sec. 79.036(4), Wis. Stats.).

County and Municipal Aid Calculation	
1. Prior year county and municipal aid	\$2,180,825.14
2. Increase due to sales tax revenue, including adjustments (<i>district changes</i>)	\$50,158.98
3. Fallen protective services insurance adjustment	-\$161.17
4. Fallen protective services insurance reimbursement (<i>reported to DOR</i>)	\$0.00
5. Total County and Municipal Aid (sum of Lines 1-4)	\$2,230,822.95

Utility Aid

- Under state law, utility aid is distributed to each county and municipality where tax-exempt utility property is located (sec. 79.04, Wis. Stats.)
- Utility companies report utility property information to DOR annually
- DOR uses the provided information to accurately calculate utility aid (*shown below*)

Utility Aid Calculation	
1. Net book value, <i>as of December 31, 2024 (including expected additions/retirements)</i>	\$80,630,246.00
2. Total net book value payment	\$337,364.57
3. Minimum payment	\$0.00
4. Megawatt capacity	370.9
5. Megawatt capacity payment	\$247,266.69
6. Closed/decommissioned production plant (phased down) payment	\$0.00
7. Subtotal (<i>sum of Lines 2, 3, 5 and 6</i>)	\$584,631.26
8. Population cap	\$21,657,750.00
9. Adjusted subtotal (<i>lesser of Line 7 or Line 8</i>)	\$584,631.26
10. Adjacent site incentive payment	\$0.00
11. Baseload incentive payment	\$0.00
12. Co-generation incentive payment	\$0.00
13. Alternative energy incentive payment	\$0.00
14. Total incentive payments (<i>sum of Lines 10 through 13</i>)	\$0.00
15. Spent nuclear fuel payment	\$0.00
16. Total Utility Aid – this is the utility aid payment listed on the front of the estimate (<i>sum of Lines 9, 14 and 15</i>)	\$584,631.26

Supplemental County and Municipal Aid

- Under state law, supplemental county and municipal aid paid to each county and municipality is determined by 2023 Wisconsin Act 12 (sec. 79.037, Wis. Stats.)
- For detailed information, review [county and municipal aid spreadsheet](#)

Supplemental County and Municipal Aid Calculation	
1. Prior year supplemental county and municipal aid	\$1,779,424.35
2. Increase due to sales tax revenue including adjustments (<i>district changes</i>)	\$40,926.76
3. Total Supplemental County and Municipal Aid (<i>sum of Lines 1 and 2</i>)	\$1,820,351.11

Expenditure Restraint Incentive Program

- Only municipalities are eligible to receive Expenditure Restraint Incentive Program (ERIP) payments
- Under state law, in 2025, each municipality will receive a payment that is equal to the amount of the payment received by the municipality in 2024 (sec. 79.05(4), Wis. Stats., from 2023 WI Act 12 – notwithstanding subs. (2) and (3))

Contact Information

If you have questions, contact us at lgs@wisconsin.gov, (608) 266-8618 or (608) 261-5167.



State of Wisconsin • DEPARTMENT OF REVENUE

DIVISION OF STATE AND LOCAL FINANCE • BUREAU OF LOCAL GOVERNMENT SERVICES • 2135 RIMROCK RD MADISON, WI 53713

Mailing Address:
PO Box 8971 #6-97
Madison WI 53708-8971
Fax: (608) 264-6887
lgs@wisconsin.gov

September 13, 2024

SHELLY GRIMM
TOWN OF ARPIN
PO BOX 96
ARPIN WI 54410-0096

Notice of Shared Revenue – 2025 Original Estimate

Notice Information

The Wisconsin Department of Revenue (DOR) is providing the **estimated** shared revenue amounts your local government will receive in 2025 under current state law for county and municipal aid, supplemental county and municipal aid, utility aid and the expenditure restraint incentive program. This does not include adjustments, shown on the July and November payment notices.

District	TOWN OF ARPIN	County	WOOD	Co-muni code	71-002
-----------------	---------------	---------------	------	---------------------	--------

Estimate Information

For an explanation of each aid payment listed below, review the additional information in this notice.

2025 Original Estimate	
1. County and municipal aid	\$86,688.91
2. Utility aid	\$7,127.90
3. Supplemental county and municipal aid	\$46,951.28
4. Expenditure restraint incentive program	\$0.00
5. Total Estimated 2025 Payments (sum of Lines 1-4)	\$140,768.09

Payment Information

Your local government will receive two distributions in 2025 :

- July 28, 2025: 15% of Line 1, 2, and 3 and 100% of Line 4 (*shown above*)
- November 17, 2025: balance of your 2025 aid payments

County and Municipal Aid

Under state law, the county and municipal aid paid to each county and municipality must be equal to the amount determined in 2012 (sec. 79.036, Wis. Stats.) and adjusted for fallen protective services insurance reimbursement (sec. 79.036(4), Wis. Stats.).

County and Municipal Aid Calculation	
1. Prior year county and municipal aid	\$84,746.01
2. Increase due to sales tax revenue, including adjustments (<i>district changes</i>)	\$1,949.16
3. Fallen protective services insurance adjustment	-\$6.26
4. Fallen protective services insurance reimbursement (<i>reported to DOR</i>)	\$0.00
5. Total County and Municipal Aid (sum of Lines 1-4)	\$86,688.91

Utility Aid

- Under state law, utility aid is distributed to each county and municipality where tax-exempt utility property is located (sec. 79.04, Wis. Stats.)
- Utility companies report utility property information to DOR annually
- DOR uses the provided information to accurately calculate utility aid (*shown below*)

Utility Aid Calculation	
1. Net book value, <i>as of December 31, 2024 (including expected additions/retirements)</i>	\$2,375,968.00
2. Total net book value payment	\$7,127.90
3. Minimum payment	\$0.00
4. Megawatt capacity	0.0
5. Megawatt capacity payment	\$0.00
6. Closed/decommissioned production plant (phased down) payment	\$0.00
7. Subtotal (<i>sum of Lines 2, 3, 5 and 6</i>)	\$7,127.90
8. Population cap	\$406,725.00
9. Adjusted subtotal (<i>lesser of Line 7 or Line 8</i>)	\$7,127.90
10. Adjacent site incentive payment	\$0.00
11. Baseload incentive payment	\$0.00
12. Co-generation incentive payment	\$0.00
13. Alternative energy incentive payment	\$0.00
14. Total incentive payments (<i>sum of Lines 10 through 13</i>)	\$0.00
15. Spent nuclear fuel payment	\$0.00
16. Total Utility Aid – this is the utility aid payment listed on the front of the estimate (<i>sum of Lines 9, 14 and 15</i>)	\$7,127.90

Supplemental County and Municipal Aid

- Under state law, supplemental county and municipal aid paid to each county and municipality is determined by 2023 Wisconsin Act 12 (sec. 79.037, Wis. Stats.)
- For detailed information, review [county and municipal aid spreadsheet](#)

Supplemental County and Municipal Aid Calculation	
1. Prior year supplemental county and municipal aid	\$45,895.68
2. Increase due to sales tax revenue including adjustments (<i>district changes</i>)	\$1,055.60
3. Total Supplemental County and Municipal Aid (<i>sum of Lines 1 and 2</i>)	\$46,951.28

Expenditure Restraint Incentive Program

- Only municipalities are eligible to receive Expenditure Restraint Incentive Program (ERIP) payments
- Under state law, in 2025, each municipality will receive a payment that is equal to the amount of the payment received by the municipality in 2024 (sec. 79.05(4), Wis. Stats., from 2023 WI Act 12 – notwithstanding subs. (2) and (3))

Contact Information

If you have questions, contact us at lgs@wisconsin.gov, (608) 266-8618 or (608) 261-5167.



State of Wisconsin • DEPARTMENT OF REVENUE

DIVISION OF STATE AND LOCAL FINANCE • BUREAU OF LOCAL GOVERNMENT SERVICES • 2135 RIMROCK RD MADISON, WI 53713

Mailing Address:
PO Box 8971 #6-97
Madison WI 53708-8971
Fax: (608) 264-6887
lgs@wisconsin.gov

September 13, 2024

JAN KAISER
TOWN OF AUBURNDALE
PO BOX 176, 10963 NORTH RD
AUBURNDALE WI 54412

Notice of Shared Revenue – 2025 Original Estimate

Notice Information

The Wisconsin Department of Revenue (DOR) is providing the **estimated** shared revenue amounts your local government will receive in 2025 under current state law for county and municipal aid, supplemental county and municipal aid, utility aid and the expenditure restraint incentive program. This does not include adjustments, shown on the July and November payment notices.

District	TOWN OF AUBURNDALE	County	WOOD	Co-muni code	71-004
-----------------	--------------------	---------------	------	---------------------	--------

Estimate Information

For an explanation of each aid payment listed below, review the additional information in this notice.

2025 Original Estimate	
1. County and municipal aid	\$45,831.25
2. Utility aid	\$342.26
3. Supplemental county and municipal aid	\$44,253.86
4. Expenditure restraint incentive program	\$0.00
5. Total Estimated 2025 Payments (sum of Lines 1-4)	\$90,427.37

Payment Information

Your local government will receive two distributions in 2025 :

- July 28, 2025: 15% of Line 1, 2, and 3 and 100% of Line 4 (*shown above*)
- November 17, 2025: balance of your 2025 aid payments

County and Municipal Aid

Under state law, the county and municipal aid paid to each county and municipality must be equal to the amount determined in 2012 (sec. 79.036, Wis. Stats.) and adjusted for fallen protective services insurance reimbursement (sec. 79.036(4), Wis. Stats.).

County and Municipal Aid Calculation	
1. Prior year county and municipal aid	\$44,804.07
2. Increase due to sales tax revenue, including adjustments (<i>district changes</i>)	\$1,030.49
3. Fallen protective services insurance adjustment	-\$3.31
4. Fallen protective services insurance reimbursement (<i>reported to DOR</i>)	\$0.00
5. Total County and Municipal Aid (sum of Lines 1-4)	\$45,831.25

Utility Aid

- Under state law, utility aid is distributed to each county and municipality where tax-exempt utility property is located (sec. 79.04, Wis. Stats.)
- Utility companies report utility property information to DOR annually
- DOR uses the provided information to accurately calculate utility aid (*shown below*)

Utility Aid Calculation	
1. Net book value, <i>as of December 31, 2024 (including expected additions/retirements)</i>	\$114,086.00
2. Total net book value payment	\$342.26
3. Minimum payment	\$0.00
4. Megawatt capacity	0.0
5. Megawatt capacity payment	\$0.00
6. Closed/decommissioned production plant (phased down) payment	\$0.00
7. Subtotal (<i>sum of Lines 2, 3, 5 and 6</i>)	\$342.26
8. Population cap	\$332,350.00
9. Adjusted subtotal (<i>lesser of Line 7 or Line 8</i>)	\$342.26
10. Adjacent site incentive payment	\$0.00
11. Baseload incentive payment	\$0.00
12. Co-generation incentive payment	\$0.00
13. Alternative energy incentive payment	\$0.00
14. Total incentive payments (<i>sum of Lines 10 through 13</i>)	\$0.00
15. Spent nuclear fuel payment	\$0.00
16. Total Utility Aid – this is the utility aid payment listed on the front of the estimate (<i>sum of Lines 9, 14 and 15</i>)	\$342.26

Supplemental County and Municipal Aid

- Under state law, supplemental county and municipal aid paid to each county and municipality is determined by 2023 Wisconsin Act 12 (sec. 79.037, Wis. Stats.)
- For detailed information, review [county and municipal aid spreadsheet](#)

Supplemental County and Municipal Aid Calculation	
1. Prior year supplemental county and municipal aid	\$43,258.91
2. Increase due to sales tax revenue including adjustments (<i>district changes</i>)	\$994.95
3. Total Supplemental County and Municipal Aid (<i>sum of Lines 1 and 2</i>)	\$44,253.86

Expenditure Restraint Incentive Program

- Only municipalities are eligible to receive Expenditure Restraint Incentive Program (ERIP) payments
- Under state law, in 2025, each municipality will receive a payment that is equal to the amount of the payment received by the municipality in 2024 (sec. 79.05(4), Wis. Stats., from 2023 WI Act 12 – notwithstanding subs. (2) and (3))

Contact Information

If you have questions, contact us at lgs@wisconsin.gov, (608) 266-8618 or (608) 261-5167.



State of Wisconsin • DEPARTMENT OF REVENUE

DIVISION OF STATE AND LOCAL FINANCE • BUREAU OF LOCAL GOVERNMENT SERVICES • 2135 RIMROCK RD MADISON, WI 53713

Mailing Address:
PO Box 8971 #6-97
Madison WI 53708-8971
Fax: (608) 264-6887
lgs@wisconsin.gov

September 13, 2024

DANIELLE WISZ HALL
TOWN OF CAMERON
9548 COUNTY RD BB
MARSHFIELD WI 54449

Notice of Shared Revenue – 2025 Original Estimate

Notice Information

The Wisconsin Department of Revenue (DOR) is providing the **estimated** shared revenue amounts your local government will receive in 2025 under current state law for county and municipal aid, supplemental county and municipal aid, utility aid and the expenditure restraint incentive program. This does not include adjustments, shown on the July and November payment notices.

District	TOWN OF CAMERON	County	WOOD	Co-muni code	71-006
-----------------	-----------------	---------------	------	---------------------	--------

Estimate Information

For an explanation of each aid payment listed below, review the additional information in this notice.

2025 Original Estimate	
1. County and municipal aid	\$13,672.24
2. Utility aid	\$0.00
3. Supplemental county and municipal aid	\$39,957.51
4. Expenditure restraint incentive program	\$0.00
5. Total Estimated 2025 Payments (sum of Lines 1-4)	\$53,629.75

Payment Information

Your local government will receive two distributions in 2025 :

- July 28, 2025: 15% of Line 1, 2, and 3 and 100% of Line 4 (*shown above*)
- November 17, 2025: balance of your 2025 aid payments

County and Municipal Aid

Under state law, the county and municipal aid paid to each county and municipality must be equal to the amount determined in 2012 (sec. 79.036, Wis. Stats.) and adjusted for fallen protective services insurance reimbursement (sec. 79.036(4), Wis. Stats.).

County and Municipal Aid Calculation	
1. Prior year county and municipal aid	\$13,365.82
2. Increase due to sales tax revenue, including adjustments (<i>district changes</i>)	\$307.41
3. Fallen protective services insurance adjustment	-\$0.99
4. Fallen protective services insurance reimbursement (<i>reported to DOR</i>)	\$0.00
5. Total County and Municipal Aid (sum of Lines 1-4)	\$13,672.24

Utility Aid

- Under state law, utility aid is distributed to each county and municipality where tax-exempt utility property is located (sec. 79.04, Wis. Stats.)
- Utility companies report utility property information to DOR annually
- DOR uses the provided information to accurately calculate utility aid (*shown below*)

Utility Aid Calculation	
1. Net book value, <i>as of December 31, 2024 (including expected additions/retirements)</i>	\$0.00
2. Total net book value payment	\$0.00
3. Minimum payment	\$0.00
4. Megawatt capacity	0.0
5. Megawatt capacity payment	\$0.00
6. Closed/decommissioned production plant (phased down) payment	\$0.00
7. Subtotal (<i>sum of Lines 2, 3, 5 and 6</i>)	\$0.00
8. Population cap	\$231,625.00
9. Adjusted subtotal (<i>lesser of Line 7 or Line 8</i>)	\$0.00
10. Adjacent site incentive payment	\$0.00
11. Baseload incentive payment	\$0.00
12. Co-generation incentive payment	\$0.00
13. Alternative energy incentive payment	\$0.00
14. Total incentive payments (<i>sum of Lines 10 through 13</i>)	\$0.00
15. Spent nuclear fuel payment	\$0.00
16. Total Utility Aid – this is the utility aid payment listed on the front of the estimate (<i>sum of Lines 9, 14 and 15</i>)	\$0.00

Supplemental County and Municipal Aid

- Under state law, supplemental county and municipal aid paid to each county and municipality is determined by 2023 Wisconsin Act 12 (sec. 79.037, Wis. Stats.)
- For detailed information, review [county and municipal aid spreadsheet](#)

Supplemental County and Municipal Aid Calculation	
1. Prior year supplemental county and municipal aid	\$39,059.15
2. Increase due to sales tax revenue including adjustments (<i>district changes</i>)	\$898.36
3. Total Supplemental County and Municipal Aid (<i>sum of Lines 1 and 2</i>)	\$39,957.51

Expenditure Restraint Incentive Program

- Only municipalities are eligible to receive Expenditure Restraint Incentive Program (ERIP) payments
- Under state law, in 2025, each municipality will receive a payment that is equal to the amount of the payment received by the municipality in 2024 (sec. 79.05(4), Wis. Stats., from 2023 WI Act 12 – notwithstanding subs. (2) and (3))

Contact Information

If you have questions, contact us at lgs@wisconsin.gov, (608) 266-8618 or (608) 261-5167.



State of Wisconsin • DEPARTMENT OF REVENUE

DIVISION OF STATE AND LOCAL FINANCE • BUREAU OF LOCAL GOVERNMENT SERVICES • 2135 RIMROCK RD MADISON, WI 53713

Mailing Address:
PO Box 8971 #6-97
Madison WI 53708-8971
Fax: (608) 264-6887
lgs@wisconsin.gov

September 13, 2024

JEAN GANSCH
TOWN OF CARY
5673 YETTER RD
PITTSVILLE WI 54466

Notice of Shared Revenue – 2025 Original Estimate

Notice Information

The Wisconsin Department of Revenue (DOR) is providing the **estimated** shared revenue amounts your local government will receive in 2025 under current state law for county and municipal aid, supplemental county and municipal aid, utility aid and the expenditure restraint incentive program. This does not include adjustments, shown on the July and November payment notices.

District	TOWN OF CARY	County	WOOD	Co-muni code	71-008
-----------------	--------------	---------------	------	---------------------	--------

Estimate Information

For an explanation of each aid payment listed below, review the additional information in this notice.

2025 Original Estimate	
1. County and municipal aid	\$20,239.58
2. Utility aid	\$0.00
3. Supplemental county and municipal aid	\$37,722.88
4. Expenditure restraint incentive program	\$0.00
5. Total Estimated 2025 Payments (sum of Lines 1-4)	\$57,962.46

Payment Information

Your local government will receive two distributions in 2025 :

- July 28, 2025: 15% of Line 1, 2, and 3 and 100% of Line 4 (*shown above*)
- November 17, 2025: balance of your 2025 aid payments

County and Municipal Aid

Under state law, the county and municipal aid paid to each county and municipality must be equal to the amount determined in 2012 (sec. 79.036, Wis. Stats.) and adjusted for fallen protective services insurance reimbursement (sec. 79.036(4), Wis. Stats.).

County and Municipal Aid Calculation	
1. Prior year county and municipal aid	\$19,785.96
2. Increase due to sales tax revenue, including adjustments (<i>district changes</i>)	\$455.08
3. Fallen protective services insurance adjustment	-\$1.46
4. Fallen protective services insurance reimbursement (<i>reported to DOR</i>)	\$0.00
5. Total County and Municipal Aid (sum of Lines 1-4)	\$20,239.58

Utility Aid

- Under state law, utility aid is distributed to each county and municipality where tax-exempt utility property is located (sec. 79.04, Wis. Stats.)
- Utility companies report utility property information to DOR annually
- DOR uses the provided information to accurately calculate utility aid (*shown below*)

Utility Aid Calculation	
1. Net book value, <i>as of December 31, 2024 (including expected additions/retirements)</i>	\$0.00
2. Total net book value payment	\$0.00
3. Minimum payment	\$0.00
4. Megawatt capacity	0.0
5. Megawatt capacity payment	\$0.00
6. Closed/decommissioned production plant (phased down) payment	\$0.00
7. Subtotal (<i>sum of Lines 2, 3, 5 and 6</i>)	\$0.00
8. Population cap	\$170,425.00
9. Adjusted subtotal (<i>lesser of Line 7 or Line 8</i>)	\$0.00
10. Adjacent site incentive payment	\$0.00
11. Baseload incentive payment	\$0.00
12. Co-generation incentive payment	\$0.00
13. Alternative energy incentive payment	\$0.00
14. Total incentive payments (<i>sum of Lines 10 through 13</i>)	\$0.00
15. Spent nuclear fuel payment	\$0.00
16. Total Utility Aid – this is the utility aid payment listed on the front of the estimate (<i>sum of Lines 9, 14 and 15</i>)	\$0.00

Supplemental County and Municipal Aid

- Under state law, supplemental county and municipal aid paid to each county and municipality is determined by 2023 Wisconsin Act 12 (sec. 79.037, Wis. Stats.)
- For detailed information, review [county and municipal aid spreadsheet](#)

Supplemental County and Municipal Aid Calculation	
1. Prior year supplemental county and municipal aid	\$36,874.76
2. Increase due to sales tax revenue including adjustments (<i>district changes</i>)	\$848.12
3. Total Supplemental County and Municipal Aid (<i>sum of Lines 1 and 2</i>)	\$37,722.88

Expenditure Restraint Incentive Program

- Only municipalities are eligible to receive Expenditure Restraint Incentive Program (ERIP) payments
- Under state law, in 2025, each municipality will receive a payment that is equal to the amount of the payment received by the municipality in 2024 (sec. 79.05(4), Wis. Stats., from 2023 WI Act 12 – notwithstanding subs. (2) and (3))

Contact Information

If you have questions, contact us at lgs@wisconsin.gov, (608) 266-8618 or (608) 261-5167.



State of Wisconsin • DEPARTMENT OF REVENUE

DIVISION OF STATE AND LOCAL FINANCE • BUREAU OF LOCAL GOVERNMENT SERVICES • 2135 RIMROCK RD MADISON, WI 53713

Mailing Address:
PO Box 8971 #6-97
Madison WI 53708-8971
Fax: (608) 264-6887
lgs@wisconsin.gov

September 13, 2024

STEPHANIE BENNETT
TOWN OF CRANMOOR
5932 STATE HIGHWAY 54 WEST
WIS RAPIDS WI 54495

Notice of Shared Revenue – 2025 Original Estimate

Notice Information

The Wisconsin Department of Revenue (DOR) is providing the **estimated** shared revenue amounts your local government will receive in 2025 under current state law for county and municipal aid, supplemental county and municipal aid, utility aid and the expenditure restraint incentive program. This does not include adjustments, shown on the July and November payment notices.

District	TOWN OF CRANMOOR	County	WOOD	Co-muni code	71-010
-----------------	------------------	---------------	------	---------------------	--------

Estimate Information

For an explanation of each aid payment listed below, review the additional information in this notice.

2025 Original Estimate	
1. County and municipal aid	\$6,573.91
2. Utility aid	\$0.00
3. Supplemental county and municipal aid	\$33,785.60
4. Expenditure restraint incentive program	\$0.00
5. Total Estimated 2025 Payments (sum of Lines 1-4)	\$40,359.51

Payment Information

Your local government will receive two distributions in 2025 :

- July 28, 2025: 15% of Line 1, 2, and 3 and 100% of Line 4 (*shown above*)
- November 17, 2025: balance of your 2025 aid payments

County and Municipal Aid

Under state law, the county and municipal aid paid to each county and municipality must be equal to the amount determined in 2012 (sec. 79.036, Wis. Stats.) and adjusted for fallen protective services insurance reimbursement (sec. 79.036(4), Wis. Stats.).

County and Municipal Aid Calculation	
1. Prior year county and municipal aid	\$6,426.57
2. Increase due to sales tax revenue, including adjustments (<i>district changes</i>)	\$147.81
3. Fallen protective services insurance adjustment	-\$0.47
4. Fallen protective services insurance reimbursement (<i>reported to DOR</i>)	\$0.00
5. Total County and Municipal Aid (sum of Lines 1-4)	\$6,573.91

Utility Aid

- Under state law, utility aid is distributed to each county and municipality where tax-exempt utility property is located (sec. 79.04, Wis. Stats.)
- Utility companies report utility property information to DOR annually
- DOR uses the provided information to accurately calculate utility aid (*shown below*)

Utility Aid Calculation	
1. Net book value, <i>as of December 31, 2024 (including expected additions/retirements)</i>	\$0.00
2. Total net book value payment	\$0.00
3. Minimum payment	\$0.00
4. Megawatt capacity	0.0
5. Megawatt capacity payment	\$0.00
6. Closed/decommissioned production plant (phased down) payment	\$0.00
7. Subtotal (<i>sum of Lines 2, 3, 5 and 6</i>)	\$0.00
8. Population cap	\$74,800.00
9. Adjusted subtotal (<i>lesser of Line 7 or Line 8</i>)	\$0.00
10. Adjacent site incentive payment	\$0.00
11. Baseload incentive payment	\$0.00
12. Co-generation incentive payment	\$0.00
13. Alternative energy incentive payment	\$0.00
14. Total incentive payments (<i>sum of Lines 10 through 13</i>)	\$0.00
15. Spent nuclear fuel payment	\$0.00
16. Total Utility Aid – this is the utility aid payment listed on the front of the estimate (<i>sum of Lines 9, 14 and 15</i>)	\$0.00

Supplemental County and Municipal Aid

- Under state law, supplemental county and municipal aid paid to each county and municipality is determined by 2023 Wisconsin Act 12 (sec. 79.037, Wis. Stats.)
- For detailed information, review [county and municipal aid spreadsheet](#)

Supplemental County and Municipal Aid Calculation	
1. Prior year supplemental county and municipal aid	\$33,026.00
2. Increase due to sales tax revenue including adjustments (<i>district changes</i>)	\$759.60
3. Total Supplemental County and Municipal Aid (<i>sum of Lines 1 and 2</i>)	\$33,785.60

Expenditure Restraint Incentive Program

- Only municipalities are eligible to receive Expenditure Restraint Incentive Program (ERIP) payments
- Under state law, in 2025, each municipality will receive a payment that is equal to the amount of the payment received by the municipality in 2024 (sec. 79.05(4), Wis. Stats., from 2023 WI Act 12 – notwithstanding subs. (2) and (3))

Contact Information

If you have questions, contact us at lgs@wisconsin.gov, (608) 266-8618 or (608) 261-5167.



State of Wisconsin • DEPARTMENT OF REVENUE

DIVISION OF STATE AND LOCAL FINANCE • BUREAU OF LOCAL GOVERNMENT SERVICES • 2135 RIMROCK RD MADISON, WI 53713

Mailing Address:
PO Box 8971 #6-97
Madison WI 53708-8971
Fax: (608) 264-6887
lgs@wisconsin.gov

September 13, 2024

PATRICIA STANISLAWSKI
TOWN OF DEXTER
7785 LONESOME RD.
WISCONSIN RAPIDS WI 54495

Notice of Shared Revenue – 2025 Original Estimate

Notice Information

The Wisconsin Department of Revenue (DOR) is providing the **estimated** shared revenue amounts your local government will receive in 2025 under current state law for county and municipal aid, supplemental county and municipal aid, utility aid and the expenditure restraint incentive program. This does not include adjustments, shown on the July and November payment notices.

District	TOWN OF DEXTER	County	WOOD	Co-muni code	71-012
-----------------	----------------	---------------	------	---------------------	--------

Estimate Information

For an explanation of each aid payment listed below, review the additional information in this notice.

2025 Original Estimate	
1. County and municipal aid	\$22,833.10
2. Utility aid	\$0.00
3. Supplemental county and municipal aid	\$36,708.57
4. Expenditure restraint incentive program	\$0.00
5. Total Estimated 2025 Payments (sum of Lines 1-4)	\$59,541.67

Payment Information

Your local government will receive two distributions in 2025 :

- July 28, 2025: 15% of Line 1, 2, and 3 and 100% of Line 4 (*shown above*)
- November 17, 2025: balance of your 2025 aid payments

County and Municipal Aid

Under state law, the county and municipal aid paid to each county and municipality must be equal to the amount determined in 2012 (sec. 79.036, Wis. Stats.) and adjusted for fallen protective services insurance reimbursement (sec. 79.036(4), Wis. Stats.).

County and Municipal Aid Calculation	
1. Prior year county and municipal aid	\$22,321.36
2. Increase due to sales tax revenue, including adjustments (<i>district changes</i>)	\$513.39
3. Fallen protective services insurance adjustment	-\$1.65
4. Fallen protective services insurance reimbursement (<i>reported to DOR</i>)	\$0.00
5. Total County and Municipal Aid (sum of Lines 1-4)	\$22,833.10

Utility Aid

- Under state law, utility aid is distributed to each county and municipality where tax-exempt utility property is located (sec. 79.04, Wis. Stats.)
- Utility companies report utility property information to DOR annually
- DOR uses the provided information to accurately calculate utility aid (*shown below*)

Utility Aid Calculation	
1. Net book value, <i>as of December 31, 2024 (including expected additions/retirements)</i>	\$0.00
2. Total net book value payment	\$0.00
3. Minimum payment	\$0.00
4. Megawatt capacity	0.0
5. Megawatt capacity payment	\$0.00
6. Closed/decommissioned production plant (phased down) payment	\$0.00
7. Subtotal (<i>sum of Lines 2, 3, 5 and 6</i>)	\$0.00
8. Population cap	\$150,450.00
9. Adjusted subtotal (<i>lesser of Line 7 or Line 8</i>)	\$0.00
10. Adjacent site incentive payment	\$0.00
11. Baseload incentive payment	\$0.00
12. Co-generation incentive payment	\$0.00
13. Alternative energy incentive payment	\$0.00
14. Total incentive payments (<i>sum of Lines 10 through 13</i>)	\$0.00
15. Spent nuclear fuel payment	\$0.00
16. Total Utility Aid – this is the utility aid payment listed on the front of the estimate (<i>sum of Lines 9, 14 and 15</i>)	\$0.00

Supplemental County and Municipal Aid

- Under state law, supplemental county and municipal aid paid to each county and municipality is determined by 2023 Wisconsin Act 12 (sec. 79.037, Wis. Stats.)
- For detailed information, review [county and municipal aid spreadsheet](#)

Supplemental County and Municipal Aid Calculation	
1. Prior year supplemental county and municipal aid	\$35,883.26
2. Increase due to sales tax revenue including adjustments (<i>district changes</i>)	\$825.31
3. Total Supplemental County and Municipal Aid (<i>sum of Lines 1 and 2</i>)	\$36,708.57

Expenditure Restraint Incentive Program

- Only municipalities are eligible to receive Expenditure Restraint Incentive Program (ERIP) payments
- Under state law, in 2025, each municipality will receive a payment that is equal to the amount of the payment received by the municipality in 2024 (sec. 79.05(4), Wis. Stats., from 2023 WI Act 12 – notwithstanding subs. (2) and (3))

Contact Information

If you have questions, contact us at lgs@wisconsin.gov, (608) 266-8618 or (608) 261-5167.



State of Wisconsin • DEPARTMENT OF REVENUE

DIVISION OF STATE AND LOCAL FINANCE • BUREAU OF LOCAL GOVERNMENT SERVICES • 2135 RIMROCK RD MADISON, WI 53713

Mailing Address:
PO Box 8971 #6-97
Madison WI 53708-8971
Fax: (608) 264-6887
lgs@wisconsin.gov

September 13, 2024

LISA DOTTER
TOWN OF GRAND RAPIDS
2410 48TH ST S
WISCONSIN RAPIDS WI 54494-7796

Notice of Shared Revenue – 2025 Original Estimate

Notice Information

The Wisconsin Department of Revenue (DOR) is providing the **estimated** shared revenue amounts your local government will receive in 2025 under current state law for county and municipal aid, supplemental county and municipal aid, utility aid and the expenditure restraint incentive program. This does not include adjustments, shown on the July and November payment notices.

District	TOWN OF GRAND RAPIDS	County	WOOD	Co-muni code	71-014
-----------------	----------------------	---------------	------	---------------------	--------

Estimate Information

For an explanation of each aid payment listed below, review the additional information in this notice.

2025 Original Estimate	
1. County and municipal aid	\$242,703.79
2. Utility aid	\$19,114.25
3. Supplemental county and municipal aid	\$202,809.96
4. Expenditure restraint incentive program	\$0.00
5. Total Estimated 2025 Payments (sum of Lines 1-4)	\$464,628.00

Payment Information

Your local government will receive two distributions in 2025 :

- July 28, 2025: 15% of Line 1, 2, and 3 and 100% of Line 4 (*shown above*)
- November 17, 2025: balance of your 2025 aid payments

County and Municipal Aid

Under state law, the county and municipal aid paid to each county and municipality must be equal to the amount determined in 2012 (sec. 79.036, Wis. Stats.) and adjusted for fallen protective services insurance reimbursement (sec. 79.036(4), Wis. Stats.).

County and Municipal Aid Calculation	
1. Prior year county and municipal aid	\$237,264.25
2. Increase due to sales tax revenue, including adjustments (<i>district changes</i>)	\$5,457.08
3. Fallen protective services insurance adjustment	-\$17.54
4. Fallen protective services insurance reimbursement (<i>reported to DOR</i>)	\$0.00
5. Total County and Municipal Aid (sum of Lines 1-4)	\$242,703.79

Utility Aid

- Under state law, utility aid is distributed to each county and municipality where tax-exempt utility property is located (sec. 79.04, Wis. Stats.)
- Utility companies report utility property information to DOR annually
- DOR uses the provided information to accurately calculate utility aid (*shown below*)

Utility Aid Calculation	
1. Net book value, <i>as of December 31, 2024 (including expected additions/retirements)</i>	\$6,371,417.00
2. Total net book value payment	\$19,114.25
3. Minimum payment	\$0.00
4. Megawatt capacity	0.0
5. Megawatt capacity payment	\$0.00
6. Closed/decommissioned production plant (phased down) payment	\$0.00
7. Subtotal (<i>sum of Lines 2, 3, 5 and 6</i>)	\$19,114.25
8. Population cap	\$3,240,200.00
9. Adjusted subtotal (<i>lesser of Line 7 or Line 8</i>)	\$19,114.25
10. Adjacent site incentive payment	\$0.00
11. Baseload incentive payment	\$0.00
12. Co-generation incentive payment	\$0.00
13. Alternative energy incentive payment	\$0.00
14. Total incentive payments (<i>sum of Lines 10 through 13</i>)	\$0.00
15. Spent nuclear fuel payment	\$0.00
16. Total Utility Aid – this is the utility aid payment listed on the front of the estimate (<i>sum of Lines 9, 14 and 15</i>)	\$19,114.25

Supplemental County and Municipal Aid

- Under state law, supplemental county and municipal aid paid to each county and municipality is determined by 2023 Wisconsin Act 12 (sec. 79.037, Wis. Stats.)
- For detailed information, review [county and municipal aid spreadsheet](#)

Supplemental County and Municipal Aid Calculation	
1. Prior year supplemental county and municipal aid	\$198,250.21
2. Increase due to sales tax revenue including adjustments (<i>district changes</i>)	\$4,559.75
3. Total Supplemental County and Municipal Aid (<i>sum of Lines 1 and 2</i>)	\$202,809.96

Expenditure Restraint Incentive Program

- Only municipalities are eligible to receive Expenditure Restraint Incentive Program (ERIP) payments
- Under state law, in 2025, each municipality will receive a payment that is equal to the amount of the payment received by the municipality in 2024 (sec. 79.05(4), Wis. Stats., from 2023 WI Act 12 – notwithstanding subs. (2) and (3))

Contact Information

If you have questions, contact us at lgs@wisconsin.gov, (608) 266-8618 or (608) 261-5167.



State of Wisconsin • DEPARTMENT OF REVENUE

DIVISION OF STATE AND LOCAL FINANCE • BUREAU OF LOCAL GOVERNMENT SERVICES • 2135 RIMROCK RD MADISON, WI 53713

Mailing Address:
PO Box 8971 #6-97
Madison WI 53708-8971
Fax: (608) 264-6887
lgs@wisconsin.gov

September 13, 2024

DIANE KOHLS
TOWN OF HANSEN
5846 COUNTY ROAD C
VESPER WI 54489

Notice of Shared Revenue – 2025 Original Estimate

Notice Information

The Wisconsin Department of Revenue (DOR) is providing the **estimated** shared revenue amounts your local government will receive in 2025 under current state law for county and municipal aid, supplemental county and municipal aid, utility aid and the expenditure restraint incentive program. This does not include adjustments, shown on the July and November payment notices.

District	TOWN OF HANSEN	County	WOOD	Co-muni code	71-016
-----------------	----------------	---------------	------	---------------------	--------

Estimate Information

For an explanation of each aid payment listed below, review the additional information in this notice.

2025 Original Estimate	
1. County and municipal aid	\$53,864.78
2. Utility aid	\$0.00
3. Supplemental county and municipal aid	\$43,635.27
4. Expenditure restraint incentive program	\$0.00
5. Total Estimated 2025 Payments (sum of Lines 1-4)	\$97,500.05

Payment Information

Your local government will receive two distributions in 2025 :

- July 28, 2025: 15% of Line 1, 2, and 3 and 100% of Line 4 (*shown above*)
- November 17, 2025: balance of your 2025 aid payments

County and Municipal Aid

Under state law, the county and municipal aid paid to each county and municipality must be equal to the amount determined in 2012 (sec. 79.036, Wis. Stats.) and adjusted for fallen protective services insurance reimbursement (sec. 79.036(4), Wis. Stats.).

County and Municipal Aid Calculation	
1. Prior year county and municipal aid	\$52,657.55
2. Increase due to sales tax revenue, including adjustments (<i>district changes</i>)	\$1,211.12
3. Fallen protective services insurance adjustment	-\$3.89
4. Fallen protective services insurance reimbursement (<i>reported to DOR</i>)	\$0.00
5. Total County and Municipal Aid (sum of Lines 1-4)	\$53,864.78

Utility Aid

- Under state law, utility aid is distributed to each county and municipality where tax-exempt utility property is located (sec. 79.04, Wis. Stats.)
- Utility companies report utility property information to DOR annually
- DOR uses the provided information to accurately calculate utility aid (*shown below*)

Utility Aid Calculation	
1. Net book value, <i>as of December 31, 2024 (including expected additions/retirements)</i>	\$0.00
2. Total net book value payment	\$0.00
3. Minimum payment	\$0.00
4. Megawatt capacity	0.0
5. Megawatt capacity payment	\$0.00
6. Closed/decommissioned production plant (phased down) payment	\$0.00
7. Subtotal (<i>sum of Lines 2, 3, 5 and 6</i>)	\$0.00
8. Population cap	\$301,325.00
9. Adjusted subtotal (<i>lesser of Line 7 or Line 8</i>)	\$0.00
10. Adjacent site incentive payment	\$0.00
11. Baseload incentive payment	\$0.00
12. Co-generation incentive payment	\$0.00
13. Alternative energy incentive payment	\$0.00
14. Total incentive payments (<i>sum of Lines 10 through 13</i>)	\$0.00
15. Spent nuclear fuel payment	\$0.00
16. Total Utility Aid – this is the utility aid payment listed on the front of the estimate (<i>sum of Lines 9, 14 and 15</i>)	\$0.00

Supplemental County and Municipal Aid

- Under state law, supplemental county and municipal aid paid to each county and municipality is determined by 2023 Wisconsin Act 12 (sec. 79.037, Wis. Stats.)
- For detailed information, review [county and municipal aid spreadsheet](#)

Supplemental County and Municipal Aid Calculation	
1. Prior year supplemental county and municipal aid	\$42,654.22
2. Increase due to sales tax revenue including adjustments (<i>district changes</i>)	\$981.05
3. Total Supplemental County and Municipal Aid (<i>sum of Lines 1 and 2</i>)	\$43,635.27

Expenditure Restraint Incentive Program

- Only municipalities are eligible to receive Expenditure Restraint Incentive Program (ERIP) payments
- Under state law, in 2025, each municipality will receive a payment that is equal to the amount of the payment received by the municipality in 2024 (sec. 79.05(4), Wis. Stats., from 2023 WI Act 12 – notwithstanding subs. (2) and (3))

Contact Information

If you have questions, contact us at lgs@wisconsin.gov, (608) 266-8618 or (608) 261-5167.



State of Wisconsin • DEPARTMENT OF REVENUE

DIVISION OF STATE AND LOCAL FINANCE • BUREAU OF LOCAL GOVERNMENT SERVICES • 2135 RIMROCK RD MADISON, WI 53713

Mailing Address:
PO Box 8971 #6-97
Madison WI 53708-8971
Fax: (608) 264-6887
lgs@wisconsin.gov

September 13, 2024

KIMM WOJTALEWICZ
TOWN OF HILES
9903 COUNTY ROAD E S
PITTSVILLE WI 54466

Notice of Shared Revenue – 2025 Original Estimate

Notice Information

The Wisconsin Department of Revenue (DOR) is providing the **estimated** shared revenue amounts your local government will receive in 2025 under current state law for county and municipal aid, supplemental county and municipal aid, utility aid and the expenditure restraint incentive program. This does not include adjustments, shown on the July and November payment notices.

District	TOWN OF HILES	County	WOOD	Co-muni code	71-018
-----------------	---------------	---------------	------	---------------------	--------

Estimate Information

For an explanation of each aid payment listed below, review the additional information in this notice.

2025 Original Estimate	
1. County and municipal aid	\$10,933.16
2. Utility aid	\$0.00
3. Supplemental county and municipal aid	\$33,286.91
4. Expenditure restraint incentive program	\$0.00
5. Total Estimated 2025 Payments (sum of Lines 1-4)	\$44,220.07

Payment Information

Your local government will receive two distributions in 2025 :

- July 28, 2025: 15% of Line 1, 2, and 3 and 100% of Line 4 (*shown above*)
- November 17, 2025: balance of your 2025 aid payments

County and Municipal Aid

Under state law, the county and municipal aid paid to each county and municipality must be equal to the amount determined in 2012 (sec. 79.036, Wis. Stats.) and adjusted for fallen protective services insurance reimbursement (sec. 79.036(4), Wis. Stats.).

County and Municipal Aid Calculation	
1. Prior year county and municipal aid	\$10,688.12
2. Increase due to sales tax revenue, including adjustments (<i>district changes</i>)	\$245.83
3. Fallen protective services insurance adjustment	-\$0.79
4. Fallen protective services insurance reimbursement (<i>reported to DOR</i>)	\$0.00
5. Total County and Municipal Aid (sum of Lines 1-4)	\$10,933.16

Utility Aid

- Under state law, utility aid is distributed to each county and municipality where tax-exempt utility property is located (sec. 79.04, Wis. Stats.)
- Utility companies report utility property information to DOR annually
- DOR uses the provided information to accurately calculate utility aid (*shown below*)

Utility Aid Calculation	
1. Net book value, <i>as of December 31, 2024 (including expected additions/retirements)</i>	\$0.00
2. Total net book value payment	\$0.00
3. Minimum payment	\$0.00
4. Megawatt capacity	0.0
5. Megawatt capacity payment	\$0.00
6. Closed/decommissioned production plant (phased down) payment	\$0.00
7. Subtotal (<i>sum of Lines 2, 3, 5 and 6</i>)	\$0.00
8. Population cap	\$63,750.00
9. Adjusted subtotal (<i>lesser of Line 7 or Line 8</i>)	\$0.00
10. Adjacent site incentive payment	\$0.00
11. Baseload incentive payment	\$0.00
12. Co-generation incentive payment	\$0.00
13. Alternative energy incentive payment	\$0.00
14. Total incentive payments (<i>sum of Lines 10 through 13</i>)	\$0.00
15. Spent nuclear fuel payment	\$0.00
16. Total Utility Aid – this is the utility aid payment listed on the front of the estimate (<i>sum of Lines 9, 14 and 15</i>)	\$0.00

Supplemental County and Municipal Aid

- Under state law, supplemental county and municipal aid paid to each county and municipality is determined by 2023 Wisconsin Act 12 (sec. 79.037, Wis. Stats.)
- For detailed information, review [county and municipal aid spreadsheet](#)

Supplemental County and Municipal Aid Calculation	
1. Prior year supplemental county and municipal aid	\$32,538.52
2. Increase due to sales tax revenue including adjustments (<i>district changes</i>)	\$748.39
3. Total Supplemental County and Municipal Aid (<i>sum of Lines 1 and 2</i>)	\$33,286.91

Expenditure Restraint Incentive Program

- Only municipalities are eligible to receive Expenditure Restraint Incentive Program (ERIP) payments
- Under state law, in 2025, each municipality will receive a payment that is equal to the amount of the payment received by the municipality in 2024 (sec. 79.05(4), Wis. Stats., from 2023 WI Act 12 – notwithstanding subs. (2) and (3))

Contact Information

If you have questions, contact us at lgs@wisconsin.gov, (608) 266-8618 or (608) 261-5167.



State of Wisconsin • DEPARTMENT OF REVENUE

DIVISION OF STATE AND LOCAL FINANCE • BUREAU OF LOCAL GOVERNMENT SERVICES • 2135 RIMROCK RD MADISON, WI 53713

Mailing Address:
PO Box 8971 #6-97
Madison WI 53708-8971
Fax: (608) 264-6887
lgs@wisconsin.gov

September 13, 2024

KATHLEEN ALTMANN-DRINKA
TOWN OF LINCOLN
11938 RAINBOW RIDGE ROAD
MARSHFIELD WI 54449

Notice of Shared Revenue – 2025 Original Estimate

Notice Information

The Wisconsin Department of Revenue (DOR) is providing the **estimated** shared revenue amounts your local government will receive in 2025 under current state law for county and municipal aid, supplemental county and municipal aid, utility aid and the expenditure restraint incentive program. This does not include adjustments, shown on the July and November payment notices.

District	TOWN OF LINCOLN	County	WOOD	Co-muni code	71-020
-----------------	-----------------	---------------	------	---------------------	--------

Estimate Information

For an explanation of each aid payment listed below, review the additional information in this notice.

2025 Original Estimate	
1. County and municipal aid	\$28,272.92
2. Utility aid	\$486.95
3. Supplemental county and municipal aid	\$58,147.64
4. Expenditure restraint incentive program	\$0.00
5. Total Estimated 2025 Payments (sum of Lines 1-4)	\$86,907.51

Payment Information

Your local government will receive two distributions in 2025 :

- July 28, 2025: 15% of Line 1, 2, and 3 and 100% of Line 4 (*shown above*)
- November 17, 2025: balance of your 2025 aid payments

County and Municipal Aid

Under state law, the county and municipal aid paid to each county and municipality must be equal to the amount determined in 2012 (sec. 79.036, Wis. Stats.) and adjusted for fallen protective services insurance reimbursement (sec. 79.036(4), Wis. Stats.).

County and Municipal Aid Calculation	
1. Prior year county and municipal aid	\$27,639.26
2. Increase due to sales tax revenue, including adjustments (<i>district changes</i>)	\$635.70
3. Fallen protective services insurance adjustment	-\$2.04
4. Fallen protective services insurance reimbursement (<i>reported to DOR</i>)	\$0.00
5. Total County and Municipal Aid (sum of Lines 1-4)	\$28,272.92

Utility Aid

- Under state law, utility aid is distributed to each county and municipality where tax-exempt utility property is located (sec. 79.04, Wis. Stats.)
- Utility companies report utility property information to DOR annually
- DOR uses the provided information to accurately calculate utility aid (*shown below*)

Utility Aid Calculation	
1. Net book value, <i>as of December 31, 2024 (including expected additions/retirements)</i>	\$162,316.00
2. Total net book value payment	\$486.95
3. Minimum payment	\$0.00
4. Megawatt capacity	0.0
5. Megawatt capacity payment	\$0.00
6. Closed/decommissioned production plant (phased down) payment	\$0.00
7. Subtotal (<i>sum of Lines 2, 3, 5 and 6</i>)	\$486.95
8. Population cap	\$683,400.00
9. Adjusted subtotal (<i>lesser of Line 7 or Line 8</i>)	\$486.95
10. Adjacent site incentive payment	\$0.00
11. Baseload incentive payment	\$0.00
12. Co-generation incentive payment	\$0.00
13. Alternative energy incentive payment	\$0.00
14. Total incentive payments (<i>sum of Lines 10 through 13</i>)	\$0.00
15. Spent nuclear fuel payment	\$0.00
16. Total Utility Aid – this is the utility aid payment listed on the front of the estimate (<i>sum of Lines 9, 14 and 15</i>)	\$486.95

Supplemental County and Municipal Aid

- Under state law, supplemental county and municipal aid paid to each county and municipality is determined by 2023 Wisconsin Act 12 (sec. 79.037, Wis. Stats.)
- For detailed information, review [county and municipal aid spreadsheet](#)

Supplemental County and Municipal Aid Calculation	
1. Prior year supplemental county and municipal aid	\$56,840.31
2. Increase due to sales tax revenue including adjustments (<i>district changes</i>)	\$1,307.33
3. Total Supplemental County and Municipal Aid (<i>sum of Lines 1 and 2</i>)	\$58,147.64

Expenditure Restraint Incentive Program

- Only municipalities are eligible to receive Expenditure Restraint Incentive Program (ERIP) payments
- Under state law, in 2025, each municipality will receive a payment that is equal to the amount of the payment received by the municipality in 2024 (sec. 79.05(4), Wis. Stats., from 2023 WI Act 12 – notwithstanding subs. (2) and (3))

Contact Information

If you have questions, contact us at lgs@wisconsin.gov, (608) 266-8618 or (608) 261-5167.



State of Wisconsin • DEPARTMENT OF REVENUE

DIVISION OF STATE AND LOCAL FINANCE • BUREAU OF LOCAL GOVERNMENT SERVICES • 2135 RIMROCK RD MADISON, WI 53713

Mailing Address:
PO Box 8971 #6-97
Madison WI 53708-8971
Fax: (608) 264-6887
lgs@wisconsin.gov

September 13, 2024

JANET MEYER
TOWN OF MARSHFIELD
11191 MILLING LN
MARSHFIELD WI 54449-8501

Notice of Shared Revenue – 2025 Original Estimate

Notice Information

The Wisconsin Department of Revenue (DOR) is providing the **estimated** shared revenue amounts your local government will receive in 2025 under current state law for county and municipal aid, supplemental county and municipal aid, utility aid and the expenditure restraint incentive program. This does not include adjustments, shown on the July and November payment notices.

District	TOWN OF MARSHFIELD	County	WOOD	Co-muni code	71-022
-----------------	--------------------	---------------	------	---------------------	--------

Estimate Information

For an explanation of each aid payment listed below, review the additional information in this notice.

2025 Original Estimate	
1. County and municipal aid	\$21,914.40
2. Utility aid	\$0.00
3. Supplemental county and municipal aid	\$43,944.57
4. Expenditure restraint incentive program	\$0.00
5. Total Estimated 2025 Payments (sum of Lines 1-4)	\$65,858.97

Payment Information

Your local government will receive two distributions in 2025 :

- July 28, 2025: 15% of Line 1, 2, and 3 and 100% of Line 4 (*shown above*)
- November 17, 2025: balance of your 2025 aid payments

County and Municipal Aid

Under state law, the county and municipal aid paid to each county and municipality must be equal to the amount determined in 2012 (sec. 79.036, Wis. Stats.) and adjusted for fallen protective services insurance reimbursement (sec. 79.036(4), Wis. Stats.).

County and Municipal Aid Calculation	
1. Prior year county and municipal aid	\$21,423.25
2. Increase due to sales tax revenue, including adjustments (<i>district changes</i>)	\$492.73
3. Fallen protective services insurance adjustment	-\$1.58
4. Fallen protective services insurance reimbursement (<i>reported to DOR</i>)	\$0.00
5. Total County and Municipal Aid (sum of Lines 1-4)	\$21,914.40

Utility Aid

- Under state law, utility aid is distributed to each county and municipality where tax-exempt utility property is located (sec. 79.04, Wis. Stats.)
- Utility companies report utility property information to DOR annually
- DOR uses the provided information to accurately calculate utility aid (*shown below*)

Utility Aid Calculation	
1. Net book value, <i>as of December 31, 2024 (including expected additions/retirements)</i>	\$0.00
2. Total net book value payment	\$0.00
3. Minimum payment	\$0.00
4. Megawatt capacity	0.0
5. Megawatt capacity payment	\$0.00
6. Closed/decommissioned production plant (phased down) payment	\$0.00
7. Subtotal (<i>sum of Lines 2, 3, 5 and 6</i>)	\$0.00
8. Population cap	\$327,250.00
9. Adjusted subtotal (<i>lesser of Line 7 or Line 8</i>)	\$0.00
10. Adjacent site incentive payment	\$0.00
11. Baseload incentive payment	\$0.00
12. Co-generation incentive payment	\$0.00
13. Alternative energy incentive payment	\$0.00
14. Total incentive payments (<i>sum of Lines 10 through 13</i>)	\$0.00
15. Spent nuclear fuel payment	\$0.00
16. Total Utility Aid – this is the utility aid payment listed on the front of the estimate (<i>sum of Lines 9, 14 and 15</i>)	\$0.00

Supplemental County and Municipal Aid

- Under state law, supplemental county and municipal aid paid to each county and municipality is determined by 2023 Wisconsin Act 12 (sec. 79.037, Wis. Stats.)
- For detailed information, review [county and municipal aid spreadsheet](#)

Supplemental County and Municipal Aid Calculation	
1. Prior year supplemental county and municipal aid	\$42,956.57
2. Increase due to sales tax revenue including adjustments (<i>district changes</i>)	\$988.00
3. Total Supplemental County and Municipal Aid (<i>sum of Lines 1 and 2</i>)	\$43,944.57

Expenditure Restraint Incentive Program

- Only municipalities are eligible to receive Expenditure Restraint Incentive Program (ERIP) payments
- Under state law, in 2025, each municipality will receive a payment that is equal to the amount of the payment received by the municipality in 2024 (sec. 79.05(4), Wis. Stats., from 2023 WI Act 12 – notwithstanding subs. (2) and (3))

Contact Information

If you have questions, contact us at lgs@wisconsin.gov, (608) 266-8618 or (608) 261-5167.



State of Wisconsin • DEPARTMENT OF REVENUE

DIVISION OF STATE AND LOCAL FINANCE • BUREAU OF LOCAL GOVERNMENT SERVICES • 2135 RIMROCK RD MADISON, WI 53713

Mailing Address:
PO Box 8971 #6-97
Madison WI 53708-8971
Fax: (608) 264-6887
lgs@wisconsin.gov

September 13, 2024

LESLIANNE RUESCH
TOWN OF MILLADORE
PO BOX 46
BLENKER WI 54415

Notice of Shared Revenue – 2025 Original Estimate

Notice Information

The Wisconsin Department of Revenue (DOR) is providing the **estimated** shared revenue amounts your local government will receive in 2025 under current state law for county and municipal aid, supplemental county and municipal aid, utility aid and the expenditure restraint incentive program. This does not include adjustments, shown on the July and November payment notices.

District	TOWN OF MILLADORE	County	WOOD	Co-muni code	71-024
-----------------	-------------------	---------------	------	---------------------	--------

Estimate Information

For an explanation of each aid payment listed below, review the additional information in this notice.

2025 Original Estimate	
1. County and municipal aid	\$40,537.60
2. Utility aid	\$6,015.00
3. Supplemental county and municipal aid	\$42,071.49
4. Expenditure restraint incentive program	\$0.00
5. Total Estimated 2025 Payments (sum of Lines 1-4)	\$88,624.09

Payment Information

Your local government will receive two distributions in 2025 :

- July 28, 2025: 15% of Line 1, 2, and 3 and 100% of Line 4 (*shown above*)
- November 17, 2025: balance of your 2025 aid payments

County and Municipal Aid

Under state law, the county and municipal aid paid to each county and municipality must be equal to the amount determined in 2012 (sec. 79.036, Wis. Stats.) and adjusted for fallen protective services insurance reimbursement (sec. 79.036(4), Wis. Stats.).

County and Municipal Aid Calculation	
1. Prior year county and municipal aid	\$39,629.06
2. Increase due to sales tax revenue, including adjustments (<i>district changes</i>)	\$911.47
3. Fallen protective services insurance adjustment	-\$2.93
4. Fallen protective services insurance reimbursement (<i>reported to DOR</i>)	\$0.00
5. Total County and Municipal Aid (sum of Lines 1-4)	\$40,537.60

Utility Aid

- Under state law, utility aid is distributed to each county and municipality where tax-exempt utility property is located (sec. 79.04, Wis. Stats.)
- Utility companies report utility property information to DOR annually
- DOR uses the provided information to accurately calculate utility aid (*shown below*)

Utility Aid Calculation	
1. Net book value, <i>as of December 31, 2024 (including expected additions/retirements)</i>	\$2,005,001.00
2. Total net book value payment	\$6,015.00
3. Minimum payment	\$0.00
4. Megawatt capacity	0.0
5. Megawatt capacity payment	\$0.00
6. Closed/decommissioned production plant (phased down) payment	\$0.00
7. Subtotal (<i>sum of Lines 2, 3, 5 and 6</i>)	\$6,015.00
8. Population cap	\$280,500.00
9. Adjusted subtotal (<i>lesser of Line 7 or Line 8</i>)	\$6,015.00
10. Adjacent site incentive payment	\$0.00
11. Baseload incentive payment	\$0.00
12. Co-generation incentive payment	\$0.00
13. Alternative energy incentive payment	\$0.00
14. Total incentive payments (<i>sum of Lines 10 through 13</i>)	\$0.00
15. Spent nuclear fuel payment	\$0.00
16. Total Utility Aid – this is the utility aid payment listed on the front of the estimate (<i>sum of Lines 9, 14 and 15</i>)	\$6,015.00

Supplemental County and Municipal Aid

- Under state law, supplemental county and municipal aid paid to each county and municipality is determined by 2023 Wisconsin Act 12 (sec. 79.037, Wis. Stats.)
- For detailed information, review [county and municipal aid spreadsheet](#)

Supplemental County and Municipal Aid Calculation	
1. Prior year supplemental county and municipal aid	\$41,125.60
2. Increase due to sales tax revenue including adjustments (<i>district changes</i>)	\$945.89
3. Total Supplemental County and Municipal Aid (<i>sum of Lines 1 and 2</i>)	\$42,071.49

Expenditure Restraint Incentive Program

- Only municipalities are eligible to receive Expenditure Restraint Incentive Program (ERIP) payments
- Under state law, in 2025, each municipality will receive a payment that is equal to the amount of the payment received by the municipality in 2024 (sec. 79.05(4), Wis. Stats., from 2023 WI Act 12 – notwithstanding subs. (2) and (3))

Contact Information

If you have questions, contact us at lgs@wisconsin.gov, (608) 266-8618 or (608) 261-5167.



State of Wisconsin • DEPARTMENT OF REVENUE

DIVISION OF STATE AND LOCAL FINANCE • BUREAU OF LOCAL GOVERNMENT SERVICES • 2135 RIMROCK RD MADISON, WI 53713

Mailing Address:
PO Box 8971 #6-97
Madison WI 53708-8971
Fax: (608) 264-6887
lgs@wisconsin.gov

September 13, 2024

MICHELLE SORENSON
TOWN OF PORT EDWARDS
236 NESSA LN
NEKOOSA WI 54457-9742

Notice of Shared Revenue – 2025 Original Estimate

Notice Information

The Wisconsin Department of Revenue (DOR) is providing the **estimated** shared revenue amounts your local government will receive in 2025 under current state law for county and municipal aid, supplemental county and municipal aid, utility aid and the expenditure restraint incentive program. This does not include adjustments, shown on the July and November payment notices.

District	TOWN OF PORT EDWARDS	County	WOOD	Co-muni code	71-026
-----------------	----------------------	---------------	------	---------------------	--------

Estimate Information

For an explanation of each aid payment listed below, review the additional information in this notice.

2025 Original Estimate	
1. County and municipal aid	\$46,335.75
2. Utility aid	\$0.00
3. Supplemental county and municipal aid	\$54,010.17
4. Expenditure restraint incentive program	\$0.00
5. Total Estimated 2025 Payments (sum of Lines 1-4)	\$100,345.92

Payment Information

Your local government will receive two distributions in 2025 :

- July 28, 2025: 15% of Line 1, 2, and 3 and 100% of Line 4 (*shown above*)
- November 17, 2025: balance of your 2025 aid payments

County and Municipal Aid

Under state law, the county and municipal aid paid to each county and municipality must be equal to the amount determined in 2012 (sec. 79.036, Wis. Stats.) and adjusted for fallen protective services insurance reimbursement (sec. 79.036(4), Wis. Stats.).

County and Municipal Aid Calculation	
1. Prior year county and municipal aid	\$45,297.26
2. Increase due to sales tax revenue, including adjustments (<i>district changes</i>)	\$1,041.84
3. Fallen protective services insurance adjustment	-\$3.35
4. Fallen protective services insurance reimbursement (<i>reported to DOR</i>)	\$0.00
5. Total County and Municipal Aid (sum of Lines 1-4)	\$46,335.75

Utility Aid

- Under state law, utility aid is distributed to each county and municipality where tax-exempt utility property is located (sec. 79.04, Wis. Stats.)
- Utility companies report utility property information to DOR annually
- DOR uses the provided information to accurately calculate utility aid (*shown below*)

Utility Aid Calculation	
1. Net book value, <i>as of December 31, 2024 (including expected additions/retirements)</i>	\$0.00
2. Total net book value payment	\$0.00
3. Minimum payment	\$0.00
4. Megawatt capacity	0.0
5. Megawatt capacity payment	\$0.00
6. Closed/decommissioned production plant (phased down) payment	\$0.00
7. Subtotal (<i>sum of Lines 2, 3, 5 and 6</i>)	\$0.00
8. Population cap	\$574,600.00
9. Adjusted subtotal (<i>lesser of Line 7 or Line 8</i>)	\$0.00
10. Adjacent site incentive payment	\$0.00
11. Baseload incentive payment	\$0.00
12. Co-generation incentive payment	\$0.00
13. Alternative energy incentive payment	\$0.00
14. Total incentive payments (<i>sum of Lines 10 through 13</i>)	\$0.00
15. Spent nuclear fuel payment	\$0.00
16. Total Utility Aid – this is the utility aid payment listed on the front of the estimate (<i>sum of Lines 9, 14 and 15</i>)	\$0.00

Supplemental County and Municipal Aid

- Under state law, supplemental county and municipal aid paid to each county and municipality is determined by 2023 Wisconsin Act 12 (sec. 79.037, Wis. Stats.)
- For detailed information, review [county and municipal aid spreadsheet](#)

Supplemental County and Municipal Aid Calculation	
1. Prior year supplemental county and municipal aid	\$52,795.87
2. Increase due to sales tax revenue including adjustments (<i>district changes</i>)	\$1,214.30
3. Total Supplemental County and Municipal Aid (<i>sum of Lines 1 and 2</i>)	\$54,010.17

Expenditure Restraint Incentive Program

- Only municipalities are eligible to receive Expenditure Restraint Incentive Program (ERIP) payments
- Under state law, in 2025, each municipality will receive a payment that is equal to the amount of the payment received by the municipality in 2024 (sec. 79.05(4), Wis. Stats., from 2023 WI Act 12 – notwithstanding subs. (2) and (3))

Contact Information

If you have questions, contact us at lgs@wisconsin.gov, (608) 266-8618 or (608) 261-5167.



State of Wisconsin • DEPARTMENT OF REVENUE

DIVISION OF STATE AND LOCAL FINANCE • BUREAU OF LOCAL GOVERNMENT SERVICES • 2135 RIMROCK RD MADISON, WI 53713

Mailing Address:
PO Box 8971 #6-97
Madison WI 53708-8971
Fax: (608) 264-6887
lgs@wisconsin.gov

September 13, 2024

BRENDA HAASL
TOWN OF REMINGTON
P.O. BOX 7, 1393 NECEDAH RD
BABCOCK WI 54413-0007

Notice of Shared Revenue – 2025 Original Estimate

Notice Information

The Wisconsin Department of Revenue (DOR) is providing the **estimated** shared revenue amounts your local government will receive in 2025 under current state law for county and municipal aid, supplemental county and municipal aid, utility aid and the expenditure restraint incentive program. This does not include adjustments, shown on the July and November payment notices.

District	TOWN OF REMINGTON	County	WOOD	Co-muni code	71-028
-----------------	-------------------	---------------	------	---------------------	--------

Estimate Information

For an explanation of each aid payment listed below, review the additional information in this notice.

2025 Original Estimate	
1. County and municipal aid	\$22,011.03
2. Utility aid	\$0.00
3. Supplemental county and municipal aid	\$34,628.17
4. Expenditure restraint incentive program	\$0.00
5. Total Estimated 2025 Payments (sum of Lines 1-4)	\$56,639.20

Payment Information

Your local government will receive two distributions in 2025 :

- July 28, 2025: 15% of Line 1, 2, and 3 and 100% of Line 4 (*shown above*)
- November 17, 2025: balance of your 2025 aid payments

County and Municipal Aid

Under state law, the county and municipal aid paid to each county and municipality must be equal to the amount determined in 2012 (sec. 79.036, Wis. Stats.) and adjusted for fallen protective services insurance reimbursement (sec. 79.036(4), Wis. Stats.).

County and Municipal Aid Calculation	
1. Prior year county and municipal aid	\$21,517.71
2. Increase due to sales tax revenue, including adjustments (<i>district changes</i>)	\$494.91
3. Fallen protective services insurance adjustment	-\$1.59
4. Fallen protective services insurance reimbursement (<i>reported to DOR</i>)	\$0.00
5. Total County and Municipal Aid (sum of Lines 1-4)	\$22,011.03

Utility Aid

- Under state law, utility aid is distributed to each county and municipality where tax-exempt utility property is located (sec. 79.04, Wis. Stats.)
- Utility companies report utility property information to DOR annually
- DOR uses the provided information to accurately calculate utility aid (*shown below*)

Utility Aid Calculation	
1. Net book value, <i>as of December 31, 2024 (including expected additions/retirements)</i>	\$0.00
2. Total net book value payment	\$0.00
3. Minimum payment	\$0.00
4. Megawatt capacity	0.0
5. Megawatt capacity payment	\$0.00
6. Closed/decommissioned production plant (phased down) payment	\$0.00
7. Subtotal (<i>sum of Lines 2, 3, 5 and 6</i>)	\$0.00
8. Population cap	\$93,925.00
9. Adjusted subtotal (<i>lesser of Line 7 or Line 8</i>)	\$0.00
10. Adjacent site incentive payment	\$0.00
11. Baseload incentive payment	\$0.00
12. Co-generation incentive payment	\$0.00
13. Alternative energy incentive payment	\$0.00
14. Total incentive payments (<i>sum of Lines 10 through 13</i>)	\$0.00
15. Spent nuclear fuel payment	\$0.00
16. Total Utility Aid – this is the utility aid payment listed on the front of the estimate (<i>sum of Lines 9, 14 and 15</i>)	\$0.00

Supplemental County and Municipal Aid

- Under state law, supplemental county and municipal aid paid to each county and municipality is determined by 2023 Wisconsin Act 12 (sec. 79.037, Wis. Stats.)
- For detailed information, review [county and municipal aid spreadsheet](#)

Supplemental County and Municipal Aid Calculation	
1. Prior year supplemental county and municipal aid	\$33,849.63
2. Increase due to sales tax revenue including adjustments (<i>district changes</i>)	\$778.54
3. Total Supplemental County and Municipal Aid (<i>sum of Lines 1 and 2</i>)	\$34,628.17

Expenditure Restraint Incentive Program

- Only municipalities are eligible to receive Expenditure Restraint Incentive Program (ERIP) payments
- Under state law, in 2025, each municipality will receive a payment that is equal to the amount of the payment received by the municipality in 2024 (sec. 79.05(4), Wis. Stats., from 2023 WI Act 12 – notwithstanding subs. (2) and (3))

Contact Information

If you have questions, contact us at lgs@wisconsin.gov, (608) 266-8618 or (608) 261-5167.



State of Wisconsin • DEPARTMENT OF REVENUE

DIVISION OF STATE AND LOCAL FINANCE • BUREAU OF LOCAL GOVERNMENT SERVICES • 2135 RIMROCK RD MADISON, WI 53713

Mailing Address:
PO Box 8971 #6-97
Madison WI 53708-8971
Fax: (608) 264-6887
lgs@wisconsin.gov

September 13, 2024

PAULA RUSTAD
TOWN OF RICHFIELD
8478 RICHFIELD DR.
MARSHFIELD WI 54449-9664

Notice of Shared Revenue – 2025 Original Estimate

Notice Information

The Wisconsin Department of Revenue (DOR) is providing the **estimated** shared revenue amounts your local government will receive in 2025 under current state law for county and municipal aid, supplemental county and municipal aid, utility aid and the expenditure restraint incentive program. This does not include adjustments, shown on the July and November payment notices.

District	TOWN OF RICHFIELD	County	WOOD	Co-muni code	71-030
-----------------	-------------------	---------------	------	---------------------	--------

Estimate Information

For an explanation of each aid payment listed below, review the additional information in this notice.

2025 Original Estimate	
1. County and municipal aid	\$77,221.62
2. Utility aid	\$0.00
3. Supplemental county and municipal aid	\$58,353.62
4. Expenditure restraint incentive program	\$0.00
5. Total Estimated 2025 Payments (sum of Lines 1-4)	\$135,575.24

Payment Information

Your local government will receive two distributions in 2025 :

- July 28, 2025: 15% of Line 1, 2, and 3 and 100% of Line 4 (*shown above*)
- November 17, 2025: balance of your 2025 aid payments

County and Municipal Aid

Under state law, the county and municipal aid paid to each county and municipality must be equal to the amount determined in 2012 (sec. 79.036, Wis. Stats.) and adjusted for fallen protective services insurance reimbursement (sec. 79.036(4), Wis. Stats.).

County and Municipal Aid Calculation	
1. Prior year county and municipal aid	\$75,490.91
2. Increase due to sales tax revenue, including adjustments (<i>district changes</i>)	\$1,736.29
3. Fallen protective services insurance adjustment	-\$5.58
4. Fallen protective services insurance reimbursement (<i>reported to DOR</i>)	\$0.00
5. Total County and Municipal Aid (sum of Lines 1-4)	\$77,221.62

Utility Aid

- Under state law, utility aid is distributed to each county and municipality where tax-exempt utility property is located (sec. 79.04, Wis. Stats.)
- Utility companies report utility property information to DOR annually
- DOR uses the provided information to accurately calculate utility aid (*shown below*)

Utility Aid Calculation	
1. Net book value, <i>as of December 31, 2024 (including expected additions/retirements)</i>	\$0.00
2. Total net book value payment	\$0.00
3. Minimum payment	\$0.00
4. Megawatt capacity	0.0
5. Megawatt capacity payment	\$0.00
6. Closed/decommissioned production plant (phased down) payment	\$0.00
7. Subtotal (<i>sum of Lines 2, 3, 5 and 6</i>)	\$0.00
8. Population cap	\$685,525.00
9. Adjusted subtotal (<i>lesser of Line 7 or Line 8</i>)	\$0.00
10. Adjacent site incentive payment	\$0.00
11. Baseload incentive payment	\$0.00
12. Co-generation incentive payment	\$0.00
13. Alternative energy incentive payment	\$0.00
14. Total incentive payments (<i>sum of Lines 10 through 13</i>)	\$0.00
15. Spent nuclear fuel payment	\$0.00
16. Total Utility Aid – this is the utility aid payment listed on the front of the estimate (<i>sum of Lines 9, 14 and 15</i>)	\$0.00

Supplemental County and Municipal Aid

- Under state law, supplemental county and municipal aid paid to each county and municipality is determined by 2023 Wisconsin Act 12 (sec. 79.037, Wis. Stats.)
- For detailed information, review [county and municipal aid spreadsheet](#)

Supplemental County and Municipal Aid Calculation	
1. Prior year supplemental county and municipal aid	\$57,041.66
2. Increase due to sales tax revenue including adjustments (<i>district changes</i>)	\$1,311.96
3. Total Supplemental County and Municipal Aid (<i>sum of Lines 1 and 2</i>)	\$58,353.62

Expenditure Restraint Incentive Program

- Only municipalities are eligible to receive Expenditure Restraint Incentive Program (ERIP) payments
- Under state law, in 2025, each municipality will receive a payment that is equal to the amount of the payment received by the municipality in 2024 (sec. 79.05(4), Wis. Stats., from 2023 WI Act 12 – notwithstanding subs. (2) and (3))

Contact Information

If you have questions, contact us at lgs@wisconsin.gov, (608) 266-8618 or (608) 261-5167.



State of Wisconsin • DEPARTMENT OF REVENUE

DIVISION OF STATE AND LOCAL FINANCE • BUREAU OF LOCAL GOVERNMENT SERVICES • 2135 RIMROCK RD MADISON, WI 53713

Mailing Address:
PO Box 8971 #6-97
Madison WI 53708-8971
Fax: (608) 264-6887
lgs@wisconsin.gov

September 13, 2024

JILL WRENSCH
TOWN OF ROCK
10166 MAC ARTHUR DR
MARSHFIELD WI 54449-9793

Notice of Shared Revenue – 2025 Original Estimate

Notice Information

The Wisconsin Department of Revenue (DOR) is providing the **estimated** shared revenue amounts your local government will receive in 2025 under current state law for county and municipal aid, supplemental county and municipal aid, utility aid and the expenditure restraint incentive program. This does not include adjustments, shown on the July and November payment notices.

District	TOWN OF ROCK	County	WOOD	Co-muni code	71-032
-----------------	--------------	---------------	------	---------------------	--------

Estimate Information

For an explanation of each aid payment listed below, review the additional information in this notice.

2025 Original Estimate	
1. County and municipal aid	\$23,971.17
2. Utility aid	\$0.00
3. Supplemental county and municipal aid	\$44,271.04
4. Expenditure restraint incentive program	\$0.00
5. Total Estimated 2025 Payments (sum of Lines 1-4)	\$68,242.21

Payment Information

Your local government will receive two distributions in 2025 :

- July 28, 2025: 15% of Line 1, 2, and 3 and 100% of Line 4 (*shown above*)
- November 17, 2025: balance of your 2025 aid payments

County and Municipal Aid

Under state law, the county and municipal aid paid to each county and municipality must be equal to the amount determined in 2012 (sec. 79.036, Wis. Stats.) and adjusted for fallen protective services insurance reimbursement (sec. 79.036(4), Wis. Stats.).

County and Municipal Aid Calculation	
1. Prior year county and municipal aid	\$23,433.92
2. Increase due to sales tax revenue, including adjustments (<i>district changes</i>)	\$538.98
3. Fallen protective services insurance adjustment	-\$1.73
4. Fallen protective services insurance reimbursement (<i>reported to DOR</i>)	\$0.00
5. Total County and Municipal Aid (sum of Lines 1-4)	\$23,971.17

Utility Aid

- Under state law, utility aid is distributed to each county and municipality where tax-exempt utility property is located (sec. 79.04, Wis. Stats.)
- Utility companies report utility property information to DOR annually
- DOR uses the provided information to accurately calculate utility aid (*shown below*)

Utility Aid Calculation	
1. Net book value, <i>as of December 31, 2024 (including expected additions/retirements)</i>	\$0.00
2. Total net book value payment	\$0.00
3. Minimum payment	\$0.00
4. Megawatt capacity	0.0
5. Megawatt capacity payment	\$0.00
6. Closed/decommissioned production plant (phased down) payment	\$0.00
7. Subtotal (<i>sum of Lines 2, 3, 5 and 6</i>)	\$0.00
8. Population cap	\$339,150.00
9. Adjusted subtotal (<i>lesser of Line 7 or Line 8</i>)	\$0.00
10. Adjacent site incentive payment	\$0.00
11. Baseload incentive payment	\$0.00
12. Co-generation incentive payment	\$0.00
13. Alternative energy incentive payment	\$0.00
14. Total incentive payments (<i>sum of Lines 10 through 13</i>)	\$0.00
15. Spent nuclear fuel payment	\$0.00
16. Total Utility Aid – this is the utility aid payment listed on the front of the estimate (<i>sum of Lines 9, 14 and 15</i>)	\$0.00

Supplemental County and Municipal Aid

- Under state law, supplemental county and municipal aid paid to each county and municipality is determined by 2023 Wisconsin Act 12 (sec. 79.037, Wis. Stats.)
- For detailed information, review [county and municipal aid spreadsheet](#)

Supplemental County and Municipal Aid Calculation	
1. Prior year supplemental county and municipal aid	\$43,275.70
2. Increase due to sales tax revenue including adjustments (<i>district changes</i>)	\$995.34
3. Total Supplemental County and Municipal Aid (<i>sum of Lines 1 and 2</i>)	\$44,271.04

Expenditure Restraint Incentive Program

- Only municipalities are eligible to receive Expenditure Restraint Incentive Program (ERIP) payments
- Under state law, in 2025, each municipality will receive a payment that is equal to the amount of the payment received by the municipality in 2024 (sec. 79.05(4), Wis. Stats., from 2023 WI Act 12 – notwithstanding subs. (2) and (3))

Contact Information

If you have questions, contact us at lgs@wisconsin.gov, (608) 266-8618 or (608) 261-5167.



State of Wisconsin • DEPARTMENT OF REVENUE

DIVISION OF STATE AND LOCAL FINANCE • BUREAU OF LOCAL GOVERNMENT SERVICES • 2135 RIMROCK RD MADISON, WI 53713

Mailing Address:
PO Box 8971 #6-97
Madison WI 53708-8971
Fax: (608) 264-6887
lgs@wisconsin.gov

September 13, 2024

AMY ARNOLD
TOWN OF RUDOLPH
2206 PINE RD
RUDOLPH WI 54475-9521

Notice of Shared Revenue – 2025 Original Estimate

Notice Information

The Wisconsin Department of Revenue (DOR) is providing the **estimated** shared revenue amounts your local government will receive in 2025 under current state law for county and municipal aid, supplemental county and municipal aid, utility aid and the expenditure restraint incentive program. This does not include adjustments, shown on the July and November payment notices.

District	TOWN OF RUDOLPH	County	WOOD	Co-muni code	71-034
-----------------	-----------------	---------------	------	---------------------	--------

Estimate Information

For an explanation of each aid payment listed below, review the additional information in this notice.

2025 Original Estimate	
1. County and municipal aid	\$58,382.96
2. Utility aid	\$711.11
3. Supplemental county and municipal aid	\$48,359.92
4. Expenditure restraint incentive program	\$0.00
5. Total Estimated 2025 Payments (sum of Lines 1-4)	\$107,453.99

Payment Information

Your local government will receive two distributions in 2025 :

- July 28, 2025: 15% of Line 1, 2, and 3 and 100% of Line 4 (*shown above*)
- November 17, 2025: balance of your 2025 aid payments

County and Municipal Aid

Under state law, the county and municipal aid paid to each county and municipality must be equal to the amount determined in 2012 (sec. 79.036, Wis. Stats.) and adjusted for fallen protective services insurance reimbursement (sec. 79.036(4), Wis. Stats.).

County and Municipal Aid Calculation	
1. Prior year county and municipal aid	\$57,074.47
2. Increase due to sales tax revenue, including adjustments (<i>district changes</i>)	\$1,312.71
3. Fallen protective services insurance adjustment	-\$4.22
4. Fallen protective services insurance reimbursement (<i>reported to DOR</i>)	\$0.00
5. Total County and Municipal Aid (sum of Lines 1-4)	\$58,382.96

Utility Aid

- Under state law, utility aid is distributed to each county and municipality where tax-exempt utility property is located (sec. 79.04, Wis. Stats.)
- Utility companies report utility property information to DOR annually
- DOR uses the provided information to accurately calculate utility aid (*shown below*)

Utility Aid Calculation	
1. Net book value, <i>as of December 31, 2024 (including expected additions/retirements)</i>	\$237,036.00
2. Total net book value payment	\$711.11
3. Minimum payment	\$0.00
4. Megawatt capacity	0.0
5. Megawatt capacity payment	\$0.00
6. Closed/decommissioned production plant (phased down) payment	\$0.00
7. Subtotal (<i>sum of Lines 2, 3, 5 and 6</i>)	\$711.11
8. Population cap	\$432,225.00
9. Adjusted subtotal (<i>lesser of Line 7 or Line 8</i>)	\$711.11
10. Adjacent site incentive payment	\$0.00
11. Baseload incentive payment	\$0.00
12. Co-generation incentive payment	\$0.00
13. Alternative energy incentive payment	\$0.00
14. Total incentive payments (<i>sum of Lines 10 through 13</i>)	\$0.00
15. Spent nuclear fuel payment	\$0.00
16. Total Utility Aid – this is the utility aid payment listed on the front of the estimate (<i>sum of Lines 9, 14 and 15</i>)	\$711.11

Supplemental County and Municipal Aid

- Under state law, supplemental county and municipal aid paid to each county and municipality is determined by 2023 Wisconsin Act 12 (sec. 79.037, Wis. Stats.)
- For detailed information, review [county and municipal aid spreadsheet](#)

Supplemental County and Municipal Aid Calculation	
1. Prior year supplemental county and municipal aid	\$47,272.65
2. Increase due to sales tax revenue including adjustments (<i>district changes</i>)	\$1,087.27
3. Total Supplemental County and Municipal Aid (<i>sum of Lines 1 and 2</i>)	\$48,359.92

Expenditure Restraint Incentive Program

- Only municipalities are eligible to receive Expenditure Restraint Incentive Program (ERIP) payments
- Under state law, in 2025, each municipality will receive a payment that is equal to the amount of the payment received by the municipality in 2024 (sec. 79.05(4), Wis. Stats., from 2023 WI Act 12 – notwithstanding subs. (2) and (3))

Contact Information

If you have questions, contact us at lgs@wisconsin.gov, (608) 266-8618 or (608) 261-5167.



State of Wisconsin • DEPARTMENT OF REVENUE

DIVISION OF STATE AND LOCAL FINANCE • BUREAU OF LOCAL GOVERNMENT SERVICES • 2135 RIMROCK RD MADISON, WI 53713

Mailing Address:
PO Box 8971 #6-97
Madison WI 53708-8971
Fax: (608) 264-6887
lgs@wisconsin.gov

September 13, 2024

PAULETTE WEINFURTER
TOWN OF SARATOGA
1120 STATE HWY 73 S
WISCONSIN RAPIDS WI 54494

Notice of Shared Revenue – 2025 Original Estimate

Notice Information

The Wisconsin Department of Revenue (DOR) is providing the **estimated** shared revenue amounts your local government will receive in 2025 under current state law for county and municipal aid, supplemental county and municipal aid, utility aid and the expenditure restraint incentive program. This does not include adjustments, shown on the July and November payment notices.

District	TOWN OF SARATOGA	County	WOOD	Co-muni code	71-036
-----------------	------------------	---------------	------	---------------------	--------

Estimate Information

For an explanation of each aid payment listed below, review the additional information in this notice.

2025 Original Estimate	
1. County and municipal aid	\$173,801.58
2. Utility aid	\$340,235.35
3. Supplemental county and municipal aid	\$144,605.50
4. Expenditure restraint incentive program	\$0.00
5. Total Estimated 2025 Payments (sum of Lines 1-4)	\$658,642.43

Payment Information

Your local government will receive two distributions in 2025 :

- July 28, 2025: 15% of Line 1, 2, and 3 and 100% of Line 4 (*shown above*)
- November 17, 2025: balance of your 2025 aid payments

County and Municipal Aid

Under state law, the county and municipal aid paid to each county and municipality must be equal to the amount determined in 2012 (sec. 79.036, Wis. Stats.) and adjusted for fallen protective services insurance reimbursement (sec. 79.036(4), Wis. Stats.).

County and Municipal Aid Calculation	
1. Prior year county and municipal aid	\$169,906.30
2. Increase due to sales tax revenue, including adjustments (<i>district changes</i>)	\$3,907.84
3. Fallen protective services insurance adjustment	-\$12.56
4. Fallen protective services insurance reimbursement (<i>reported to DOR</i>)	\$0.00
5. Total County and Municipal Aid (sum of Lines 1-4)	\$173,801.58

Utility Aid

- Under state law, utility aid is distributed to each county and municipality where tax-exempt utility property is located (sec. 79.04, Wis. Stats.)
- Utility companies report utility property information to DOR annually
- DOR uses the provided information to accurately calculate utility aid (*shown below*)

Utility Aid Calculation	
1. Net book value, <i>as of December 31, 2024 (including expected additions/retirements)</i>	\$5,078,445.00
2. Total net book value payment	\$15,235.34
3. Minimum payment	\$0.00
4. Megawatt capacity	150.0
5. Megawatt capacity payment	\$100,000.01
6. Closed/decommissioned production plant (phased down) payment	\$0.00
7. Subtotal (<i>sum of Lines 2, 3, 5 and 6</i>)	\$115,235.35
8. Population cap	\$2,175,575.00
9. Adjusted subtotal (<i>lesser of Line 7 or Line 8</i>)	\$115,235.35
10. Adjacent site incentive payment	\$0.00
11. Baseload incentive payment	\$0.00
12. Co-generation incentive payment	\$0.00
13. Alternative energy incentive payment	\$225,000.00
14. Total incentive payments (<i>sum of Lines 10 through 13</i>)	\$225,000.00
15. Spent nuclear fuel payment	\$0.00
16. Total Utility Aid – this is the utility aid payment listed on the front of the estimate (<i>sum of Lines 9, 14 and 15</i>)	\$340,235.35

Supplemental County and Municipal Aid

- Under state law, supplemental county and municipal aid paid to each county and municipality is determined by 2023 Wisconsin Act 12 (sec. 79.037, Wis. Stats.)
- For detailed information, review [county and municipal aid spreadsheet](#)

Supplemental County and Municipal Aid Calculation	
1. Prior year supplemental county and municipal aid	\$141,354.35
2. Increase due to sales tax revenue including adjustments (<i>district changes</i>)	\$3,251.15
3. Total Supplemental County and Municipal Aid (<i>sum of Lines 1 and 2</i>)	\$144,605.50

Expenditure Restraint Incentive Program

- Only municipalities are eligible to receive Expenditure Restraint Incentive Program (ERIP) payments
- Under state law, in 2025, each municipality will receive a payment that is equal to the amount of the payment received by the municipality in 2024 (sec. 79.05(4), Wis. Stats., from 2023 WI Act 12 – notwithstanding subs. (2) and (3))

Contact Information

If you have questions, contact us at lgs@wisconsin.gov, (608) 266-8618 or (608) 261-5167.



State of Wisconsin • DEPARTMENT OF REVENUE

DIVISION OF STATE AND LOCAL FINANCE • BUREAU OF LOCAL GOVERNMENT SERVICES • 2135 RIMROCK RD MADISON, WI 53713

Mailing Address:
PO Box 8971 #6-97
Madison WI 53708-8971
Fax: (608) 264-6887
lgs@wisconsin.gov

September 13, 2024

JACKIE KITOWSKI
TOWN OF SENECA
PO BOX 94
WISCONSIN RAPIDS WI 54495-0094

Notice of Shared Revenue – 2025 Original Estimate

Notice Information

The Wisconsin Department of Revenue (DOR) is providing the **estimated** shared revenue amounts your local government will receive in 2025 under current state law for county and municipal aid, supplemental county and municipal aid, utility aid and the expenditure restraint incentive program. This does not include adjustments, shown on the July and November payment notices.

District	TOWN OF SENECA	County	WOOD	Co-muni code	71-038
-----------------	----------------	---------------	------	---------------------	--------

Estimate Information

For an explanation of each aid payment listed below, review the additional information in this notice.

2025 Original Estimate	
1. County and municipal aid	\$29,319.89
2. Utility aid	\$22.31
3. Supplemental county and municipal aid	\$48,531.69
4. Expenditure restraint incentive program	\$0.00
5. Total Estimated 2025 Payments (sum of Lines 1-4)	\$77,873.89

Payment Information

Your local government will receive two distributions in 2025 :

- July 28, 2025: 15% of Line 1, 2, and 3 and 100% of Line 4 (*shown above*)
- November 17, 2025: balance of your 2025 aid payments

County and Municipal Aid

Under state law, the county and municipal aid paid to each county and municipality must be equal to the amount determined in 2012 (sec. 79.036, Wis. Stats.) and adjusted for fallen protective services insurance reimbursement (sec. 79.036(4), Wis. Stats.).

County and Municipal Aid Calculation	
1. Prior year county and municipal aid	\$28,662.77
2. Increase due to sales tax revenue, including adjustments (<i>district changes</i>)	\$659.24
3. Fallen protective services insurance adjustment	-\$2.12
4. Fallen protective services insurance reimbursement (<i>reported to DOR</i>)	\$0.00
5. Total County and Municipal Aid (sum of Lines 1-4)	\$29,319.89

Utility Aid

- Under state law, utility aid is distributed to each county and municipality where tax-exempt utility property is located (sec. 79.04, Wis. Stats.)
- Utility companies report utility property information to DOR annually
- DOR uses the provided information to accurately calculate utility aid (*shown below*)

Utility Aid Calculation	
1. Net book value, <i>as of December 31, 2024 (including expected additions/retirements)</i>	\$7,435.00
2. Total net book value payment	\$22.31
3. Minimum payment	\$0.00
4. Megawatt capacity	0.0
5. Megawatt capacity payment	\$0.00
6. Closed/decommissioned production plant (phased down) payment	\$0.00
7. Subtotal (<i>sum of Lines 2, 3, 5 and 6</i>)	\$22.31
8. Population cap	\$435,625.00
9. Adjusted subtotal (<i>lesser of Line 7 or Line 8</i>)	\$22.31
10. Adjacent site incentive payment	\$0.00
11. Baseload incentive payment	\$0.00
12. Co-generation incentive payment	\$0.00
13. Alternative energy incentive payment	\$0.00
14. Total incentive payments (<i>sum of Lines 10 through 13</i>)	\$0.00
15. Spent nuclear fuel payment	\$0.00
16. Total Utility Aid – this is the utility aid payment listed on the front of the estimate (<i>sum of Lines 9, 14 and 15</i>)	\$22.31

Supplemental County and Municipal Aid

- Under state law, supplemental county and municipal aid paid to each county and municipality is determined by 2023 Wisconsin Act 12 (sec. 79.037, Wis. Stats.)
- For detailed information, review [county and municipal aid spreadsheet](#)

Supplemental County and Municipal Aid Calculation	
1. Prior year supplemental county and municipal aid	\$47,440.56
2. Increase due to sales tax revenue including adjustments (<i>district changes</i>)	\$1,091.13
3. Total Supplemental County and Municipal Aid (<i>sum of Lines 1 and 2</i>)	\$48,531.69

Expenditure Restraint Incentive Program

- Only municipalities are eligible to receive Expenditure Restraint Incentive Program (ERIP) payments
- Under state law, in 2025, each municipality will receive a payment that is equal to the amount of the payment received by the municipality in 2024 (sec. 79.05(4), Wis. Stats., from 2023 WI Act 12 – notwithstanding subs. (2) and (3))

Contact Information

If you have questions, contact us at lgs@wisconsin.gov, (608) 266-8618 or (608) 261-5167.



State of Wisconsin • DEPARTMENT OF REVENUE

DIVISION OF STATE AND LOCAL FINANCE • BUREAU OF LOCAL GOVERNMENT SERVICES • 2135 RIMROCK RD MADISON, WI 53713

Mailing Address:
PO Box 8971 #6-97
Madison WI 53708-8971
Fax: (608) 264-6887
lgs@wisconsin.gov

September 13, 2024

SANDRA LOBNER
TOWN OF SHERRY
9285 2ND STREET
MILLADORE WI 54454

Notice of Shared Revenue – 2025 Original Estimate

Notice Information

The Wisconsin Department of Revenue (DOR) is providing the **estimated** shared revenue amounts your local government will receive in 2025 under current state law for county and municipal aid, supplemental county and municipal aid, utility aid and the expenditure restraint incentive program. This does not include adjustments, shown on the July and November payment notices.

District	TOWN OF SHERRY	County	WOOD	Co-muni code	71-040
-----------------	----------------	---------------	------	---------------------	--------

Estimate Information

For an explanation of each aid payment listed below, review the additional information in this notice.

2025 Original Estimate	
1. County and municipal aid	\$39,636.11
2. Utility aid	\$24,287.96
3. Supplemental county and municipal aid	\$43,755.55
4. Expenditure restraint incentive program	\$0.00
5. Total Estimated 2025 Payments (sum of Lines 1-4)	\$107,679.62

Payment Information

Your local government will receive two distributions in 2025 :

- July 28, 2025: 15% of Line 1, 2, and 3 and 100% of Line 4 (*shown above*)
- November 17, 2025: balance of your 2025 aid payments

County and Municipal Aid

Under state law, the county and municipal aid paid to each county and municipality must be equal to the amount determined in 2012 (sec. 79.036, Wis. Stats.) and adjusted for fallen protective services insurance reimbursement (sec. 79.036(4), Wis. Stats.).

County and Municipal Aid Calculation	
1. Prior year county and municipal aid	\$38,747.77
2. Increase due to sales tax revenue, including adjustments (<i>district changes</i>)	\$891.20
3. Fallen protective services insurance adjustment	-\$2.86
4. Fallen protective services insurance reimbursement (<i>reported to DOR</i>)	\$0.00
5. Total County and Municipal Aid (sum of Lines 1-4)	\$39,636.11

Utility Aid

- Under state law, utility aid is distributed to each county and municipality where tax-exempt utility property is located (sec. 79.04, Wis. Stats.)
- Utility companies report utility property information to DOR annually
- DOR uses the provided information to accurately calculate utility aid (*shown below*)

Utility Aid Calculation	
1. Net book value, <i>as of December 31, 2024 (including expected additions/retirements)</i>	\$8,095,986.00
2. Total net book value payment	\$24,287.96
3. Minimum payment	\$0.00
4. Megawatt capacity	0.0
5. Megawatt capacity payment	\$0.00
6. Closed/decommissioned production plant (phased down) payment	\$0.00
7. Subtotal (<i>sum of Lines 2, 3, 5 and 6</i>)	\$24,287.96
8. Population cap	\$321,725.00
9. Adjusted subtotal (<i>lesser of Line 7 or Line 8</i>)	\$24,287.96
10. Adjacent site incentive payment	\$0.00
11. Baseload incentive payment	\$0.00
12. Co-generation incentive payment	\$0.00
13. Alternative energy incentive payment	\$0.00
14. Total incentive payments (<i>sum of Lines 10 through 13</i>)	\$0.00
15. Spent nuclear fuel payment	\$0.00
16. Total Utility Aid – this is the utility aid payment listed on the front of the estimate (<i>sum of Lines 9, 14 and 15</i>)	\$24,287.96

Supplemental County and Municipal Aid

- Under state law, supplemental county and municipal aid paid to each county and municipality is determined by 2023 Wisconsin Act 12 (sec. 79.037, Wis. Stats.)
- For detailed information, review [county and municipal aid spreadsheet](#)

Supplemental County and Municipal Aid Calculation	
1. Prior year supplemental county and municipal aid	\$42,771.80
2. Increase due to sales tax revenue including adjustments (<i>district changes</i>)	\$983.75
3. Total Supplemental County and Municipal Aid (<i>sum of Lines 1 and 2</i>)	\$43,755.55

Expenditure Restraint Incentive Program

- Only municipalities are eligible to receive Expenditure Restraint Incentive Program (ERIP) payments
- Under state law, in 2025, each municipality will receive a payment that is equal to the amount of the payment received by the municipality in 2024 (sec. 79.05(4), Wis. Stats., from 2023 WI Act 12 – notwithstanding subs. (2) and (3))

Contact Information

If you have questions, contact us at lgs@wisconsin.gov, (608) 266-8618 or (608) 261-5167.



State of Wisconsin • DEPARTMENT OF REVENUE

DIVISION OF STATE AND LOCAL FINANCE • BUREAU OF LOCAL GOVERNMENT SERVICES • 2135 RIMROCK RD MADISON, WI 53713

Mailing Address:
PO Box 8971 #6-97
Madison WI 53708-8971
Fax: (608) 264-6887
lgs@wisconsin.gov

September 13, 2024

SANDRA NIEMAN
TOWN OF SIGEL
6403 COUNTY ROAD S
RUDOLPH WI 54475-9505

Notice of Shared Revenue – 2025 Original Estimate

Notice Information

The Wisconsin Department of Revenue (DOR) is providing the **estimated** shared revenue amounts your local government will receive in 2025 under current state law for county and municipal aid, supplemental county and municipal aid, utility aid and the expenditure restraint incentive program. This does not include adjustments, shown on the July and November payment notices.

District	TOWN OF SIGEL	County	WOOD	Co-muni code	71-042
-----------------	---------------	---------------	------	---------------------	--------

Estimate Information

For an explanation of each aid payment listed below, review the additional information in this notice.

2025 Original Estimate	
1. County and municipal aid	\$75,093.19
2. Utility aid	\$8,695.73
3. Supplemental county and municipal aid	\$48,188.14
4. Expenditure restraint incentive program	\$0.00
5. Total Estimated 2025 Payments (sum of Lines 1-4)	\$131,977.06

Payment Information

Your local government will receive two distributions in 2025 :

- July 28, 2025: 15% of Line 1, 2, and 3 and 100% of Line 4 (*shown above*)
- November 17, 2025: balance of your 2025 aid payments

County and Municipal Aid

Under state law, the county and municipal aid paid to each county and municipality must be equal to the amount determined in 2012 (sec. 79.036, Wis. Stats.) and adjusted for fallen protective services insurance reimbursement (sec. 79.036(4), Wis. Stats.).

County and Municipal Aid Calculation	
1. Prior year county and municipal aid	\$73,410.19
2. Increase due to sales tax revenue, including adjustments (<i>district changes</i>)	\$1,688.43
3. Fallen protective services insurance adjustment	-\$5.43
4. Fallen protective services insurance reimbursement (<i>reported to DOR</i>)	\$0.00
5. Total County and Municipal Aid (sum of Lines 1-4)	\$75,093.19

Utility Aid

- Under state law, utility aid is distributed to each county and municipality where tax-exempt utility property is located (sec. 79.04, Wis. Stats.)
- Utility companies report utility property information to DOR annually
- DOR uses the provided information to accurately calculate utility aid (*shown below*)

Utility Aid Calculation	
1. Net book value, <i>as of December 31, 2024 (including expected additions/retirements)</i>	\$2,898,576.00
2. Total net book value payment	\$8,695.73
3. Minimum payment	\$0.00
4. Megawatt capacity	0.0
5. Megawatt capacity payment	\$0.00
6. Closed/decommissioned production plant (phased down) payment	\$0.00
7. Subtotal (<i>sum of Lines 2, 3, 5 and 6</i>)	\$8,695.73
8. Population cap	\$429,675.00
9. Adjusted subtotal (<i>lesser of Line 7 or Line 8</i>)	\$8,695.73
10. Adjacent site incentive payment	\$0.00
11. Baseload incentive payment	\$0.00
12. Co-generation incentive payment	\$0.00
13. Alternative energy incentive payment	\$0.00
14. Total incentive payments (<i>sum of Lines 10 through 13</i>)	\$0.00
15. Spent nuclear fuel payment	\$0.00
16. Total Utility Aid – this is the utility aid payment listed on the front of the estimate (<i>sum of Lines 9, 14 and 15</i>)	\$8,695.73

Supplemental County and Municipal Aid

- Under state law, supplemental county and municipal aid paid to each county and municipality is determined by 2023 Wisconsin Act 12 (sec. 79.037, Wis. Stats.)
- For detailed information, review [county and municipal aid spreadsheet](#)

Supplemental County and Municipal Aid Calculation	
1. Prior year supplemental county and municipal aid	\$47,104.73
2. Increase due to sales tax revenue including adjustments (<i>district changes</i>)	\$1,083.41
3. Total Supplemental County and Municipal Aid (<i>sum of Lines 1 and 2</i>)	\$48,188.14

Expenditure Restraint Incentive Program

- Only municipalities are eligible to receive Expenditure Restraint Incentive Program (ERIP) payments
- Under state law, in 2025, each municipality will receive a payment that is equal to the amount of the payment received by the municipality in 2024 (sec. 79.05(4), Wis. Stats., from 2023 WI Act 12 – notwithstanding subs. (2) and (3))

Contact Information

If you have questions, contact us at lgs@wisconsin.gov, (608) 266-8618 or (608) 261-5167.



State of Wisconsin • DEPARTMENT OF REVENUE

DIVISION OF STATE AND LOCAL FINANCE • BUREAU OF LOCAL GOVERNMENT SERVICES • 2135 RIMROCK RD MADISON, WI 53713

Mailing Address:
PO Box 8971 #6-97
Madison WI 53708-8971
Fax: (608) 264-6887
lgs@wisconsin.gov

September 13, 2024

PATRICIA KRUEGER
TOWN OF WOOD
6011 COUNTY RD A
PITTSVILLE WI 54466-9350

Notice of Shared Revenue – 2025 Original Estimate

Notice Information

The Wisconsin Department of Revenue (DOR) is providing the **estimated** shared revenue amounts your local government will receive in 2025 under current state law for county and municipal aid, supplemental county and municipal aid, utility aid and the expenditure restraint incentive program. This does not include adjustments, shown on the July and November payment notices.

District	TOWN OF WOOD	County	WOOD	Co-muni code	71-044
-----------------	--------------	---------------	------	---------------------	--------

Estimate Information

For an explanation of each aid payment listed below, review the additional information in this notice.

2025 Original Estimate	
1. County and municipal aid	\$38,539.86
2. Utility aid	\$5,342.57
3. Supplemental county and municipal aid	\$43,721.19
4. Expenditure restraint incentive program	\$0.00
5. Total Estimated 2025 Payments (sum of Lines 1-4)	\$87,603.62

Payment Information

Your local government will receive two distributions in 2025 :

- July 28, 2025: 15% of Line 1, 2, and 3 and 100% of Line 4 (*shown above*)
- November 17, 2025: balance of your 2025 aid payments

County and Municipal Aid

Under state law, the county and municipal aid paid to each county and municipality must be equal to the amount determined in 2012 (sec. 79.036, Wis. Stats.) and adjusted for fallen protective services insurance reimbursement (sec. 79.036(4), Wis. Stats.).

County and Municipal Aid Calculation	
1. Prior year county and municipal aid	\$37,676.09
2. Increase due to sales tax revenue, including adjustments (<i>district changes</i>)	\$866.55
3. Fallen protective services insurance adjustment	-\$2.78
4. Fallen protective services insurance reimbursement (<i>reported to DOR</i>)	\$0.00
5. Total County and Municipal Aid (sum of Lines 1-4)	\$38,539.86

Utility Aid

- Under state law, utility aid is distributed to each county and municipality where tax-exempt utility property is located (sec. 79.04, Wis. Stats.)
- Utility companies report utility property information to DOR annually
- DOR uses the provided information to accurately calculate utility aid (*shown below*)

Utility Aid Calculation	
1. Net book value, <i>as of December 31, 2024 (including expected additions/retirements)</i>	\$1,780,858.00
2. Total net book value payment	\$5,342.57
3. Minimum payment	\$0.00
4. Megawatt capacity	0.0
5. Megawatt capacity payment	\$0.00
6. Closed/decommissioned production plant (phased down) payment	\$0.00
7. Subtotal (<i>sum of Lines 2, 3, 5 and 6</i>)	\$5,342.57
8. Population cap	\$322,575.00
9. Adjusted subtotal (<i>lesser of Line 7 or Line 8</i>)	\$5,342.57
10. Adjacent site incentive payment	\$0.00
11. Baseload incentive payment	\$0.00
12. Co-generation incentive payment	\$0.00
13. Alternative energy incentive payment	\$0.00
14. Total incentive payments (<i>sum of Lines 10 through 13</i>)	\$0.00
15. Spent nuclear fuel payment	\$0.00
16. Total Utility Aid – this is the utility aid payment listed on the front of the estimate (<i>sum of Lines 9, 14 and 15</i>)	\$5,342.57

Supplemental County and Municipal Aid

- Under state law, supplemental county and municipal aid paid to each county and municipality is determined by 2023 Wisconsin Act 12 (sec. 79.037, Wis. Stats.)
- For detailed information, review [county and municipal aid spreadsheet](#)

Supplemental County and Municipal Aid Calculation	
1. Prior year supplemental county and municipal aid	\$42,738.21
2. Increase due to sales tax revenue including adjustments (<i>district changes</i>)	\$982.98
3. Total Supplemental County and Municipal Aid (<i>sum of Lines 1 and 2</i>)	\$43,721.19

Expenditure Restraint Incentive Program

- Only municipalities are eligible to receive Expenditure Restraint Incentive Program (ERIP) payments
- Under state law, in 2025, each municipality will receive a payment that is equal to the amount of the payment received by the municipality in 2024 (sec. 79.05(4), Wis. Stats., from 2023 WI Act 12 – notwithstanding subs. (2) and (3))

Contact Information

If you have questions, contact us at lgs@wisconsin.gov, (608) 266-8618 or (608) 261-5167.



State of Wisconsin • DEPARTMENT OF REVENUE

DIVISION OF STATE AND LOCAL FINANCE • BUREAU OF LOCAL GOVERNMENT SERVICES • 2135 RIMROCK RD MADISON, WI 53713

Mailing Address:
PO Box 8971 #6-97
Madison WI 53708-8971
Fax: (608) 264-6887
lgs@wisconsin.gov

September 13, 2024

JILL RICHARDSON
VILLAGE OF ARPIN
P O BOX 38
ARPIN WI 54410

Notice of Shared Revenue – 2025 Original Estimate

Notice Information

The Wisconsin Department of Revenue (DOR) is providing the **estimated** shared revenue amounts your local government will receive in 2025 under current state law for county and municipal aid, supplemental county and municipal aid, utility aid and the expenditure restraint incentive program. This does not include adjustments, shown on the July and November payment notices.

District	VILLAGE OF ARPIN	County	WOOD	Co-muni code	71-100
-----------------	------------------	---------------	------	---------------------	--------

Estimate Information

For an explanation of each aid payment listed below, review the additional information in this notice.

2025 Original Estimate	
1. County and municipal aid	\$86,573.15
2. Utility aid	\$0.00
3. Supplemental county and municipal aid	\$35,917.71
4. Expenditure restraint incentive program	\$0.00
5. Total Estimated 2025 Payments (sum of Lines 1-4)	\$122,490.86

Payment Information

Your local government will receive two distributions in 2025 :

- July 28, 2025: 15% of Line 1, 2, and 3 and 100% of Line 4 (*shown above*)
- November 17, 2025: balance of your 2025 aid payments

County and Municipal Aid

Under state law, the county and municipal aid paid to each county and municipality must be equal to the amount determined in 2012 (sec. 79.036, Wis. Stats.) and adjusted for fallen protective services insurance reimbursement (sec. 79.036(4), Wis. Stats.).

County and Municipal Aid Calculation	
1. Prior year county and municipal aid	\$84,632.85
2. Increase due to sales tax revenue, including adjustments (<i>district changes</i>)	\$1,946.55
3. Fallen protective services insurance adjustment	-\$6.25
4. Fallen protective services insurance reimbursement (<i>reported to DOR</i>)	\$0.00
5. Total County and Municipal Aid (sum of Lines 1-4)	\$86,573.15

Utility Aid

- Under state law, utility aid is distributed to each county and municipality where tax-exempt utility property is located (sec. 79.04, Wis. Stats.)
- Utility companies report utility property information to DOR annually
- DOR uses the provided information to accurately calculate utility aid (*shown below*)

Utility Aid Calculation	
1. Net book value, <i>as of December 31, 2024 (including expected additions/retirements)</i>	\$0.00
2. Total net book value payment	\$0.00
3. Minimum payment	\$0.00
4. Megawatt capacity	0.0
5. Megawatt capacity payment	\$0.00
6. Closed/decommissioned production plant (phased down) payment	\$0.00
7. Subtotal (<i>sum of Lines 2, 3, 5 and 6</i>)	\$0.00
8. Population cap	\$129,200.00
9. Adjusted subtotal (<i>lesser of Line 7 or Line 8</i>)	\$0.00
10. Adjacent site incentive payment	\$0.00
11. Baseload incentive payment	\$0.00
12. Co-generation incentive payment	\$0.00
13. Alternative energy incentive payment	\$0.00
14. Total incentive payments (<i>sum of Lines 10 through 13</i>)	\$0.00
15. Spent nuclear fuel payment	\$0.00
16. Total Utility Aid – this is the utility aid payment listed on the front of the estimate (<i>sum of Lines 9, 14 and 15</i>)	\$0.00

Supplemental County and Municipal Aid

- Under state law, supplemental county and municipal aid paid to each county and municipality is determined by 2023 Wisconsin Act 12 (sec. 79.037, Wis. Stats.)
- For detailed information, review [county and municipal aid spreadsheet](#)

Supplemental County and Municipal Aid Calculation	
1. Prior year supplemental county and municipal aid	\$35,110.18
2. Increase due to sales tax revenue including adjustments (<i>district changes</i>)	\$807.53
3. Total Supplemental County and Municipal Aid (<i>sum of Lines 1 and 2</i>)	\$35,917.71

Expenditure Restraint Incentive Program

- Only municipalities are eligible to receive Expenditure Restraint Incentive Program (ERIP) payments
- Under state law, in 2025, each municipality will receive a payment that is equal to the amount of the payment received by the municipality in 2024 (sec. 79.05(4), Wis. Stats., from 2023 WI Act 12 – notwithstanding subs. (2) and (3))

Contact Information

If you have questions, contact us at lgs@wisconsin.gov, (608) 266-8618 or (608) 261-5167.



State of Wisconsin • DEPARTMENT OF REVENUE

DIVISION OF STATE AND LOCAL FINANCE • BUREAU OF LOCAL GOVERNMENT SERVICES • 2135 RIMROCK RD MADISON, WI 53713

Mailing Address:
PO Box 8971 #6-97
Madison WI 53708-8971
Fax: (608) 264-6887
lgs@wisconsin.gov

September 13, 2024

LYNN LINGFORD
VILLAGE OF AUBURNDALE
P.O.BOX 36
AUBURNDALE WI 54412-0036

Notice of Shared Revenue – 2025 Original Estimate

Notice Information

The Wisconsin Department of Revenue (DOR) is providing the **estimated** shared revenue amounts your local government will receive in 2025 under current state law for county and municipal aid, supplemental county and municipal aid, utility aid and the expenditure restraint incentive program. This does not include adjustments, shown on the July and November payment notices.

District	VILLAGE OF AUBURNDALE	County	WOOD	Co-muni code	71-101
-----------------	-----------------------	---------------	------	---------------------	--------

Estimate Information

For an explanation of each aid payment listed below, review the additional information in this notice.

2025 Original Estimate	
1. County and municipal aid	\$141,530.98
2. Utility aid	\$0.00
3. Supplemental county and municipal aid	\$42,896.36
4. Expenditure restraint incentive program	\$0.00
5. Total Estimated 2025 Payments (sum of Lines 1-4)	\$184,427.34

Payment Information

Your local government will receive two distributions in 2025 :

- July 28, 2025: 15% of Line 1, 2, and 3 and 100% of Line 4 (*shown above*)
- November 17, 2025: balance of your 2025 aid payments

County and Municipal Aid

Under state law, the county and municipal aid paid to each county and municipality must be equal to the amount determined in 2012 (sec. 79.036, Wis. Stats.) and adjusted for fallen protective services insurance reimbursement (sec. 79.036(4), Wis. Stats.).

County and Municipal Aid Calculation	
1. Prior year county and municipal aid	\$138,358.95
2. Increase due to sales tax revenue, including adjustments (<i>district changes</i>)	\$3,182.26
3. Fallen protective services insurance adjustment	-\$10.23
4. Fallen protective services insurance reimbursement (<i>reported to DOR</i>)	\$0.00
5. Total County and Municipal Aid (sum of Lines 1-4)	\$141,530.98

Utility Aid

- Under state law, utility aid is distributed to each county and municipality where tax-exempt utility property is located (sec. 79.04, Wis. Stats.)
- Utility companies report utility property information to DOR annually
- DOR uses the provided information to accurately calculate utility aid (*shown below*)

Utility Aid Calculation	
1. Net book value, <i>as of December 31, 2024 (including expected additions/retirements)</i>	\$0.00
2. Total net book value payment	\$0.00
3. Minimum payment	\$0.00
4. Megawatt capacity	0.0
5. Megawatt capacity payment	\$0.00
6. Closed/decommissioned production plant (phased down) payment	\$0.00
7. Subtotal (<i>sum of Lines 2, 3, 5 and 6</i>)	\$0.00
8. Population cap	\$310,250.00
9. Adjusted subtotal (<i>lesser of Line 7 or Line 8</i>)	\$0.00
10. Adjacent site incentive payment	\$0.00
11. Baseload incentive payment	\$0.00
12. Co-generation incentive payment	\$0.00
13. Alternative energy incentive payment	\$0.00
14. Total incentive payments (<i>sum of Lines 10 through 13</i>)	\$0.00
15. Spent nuclear fuel payment	\$0.00
16. Total Utility Aid – this is the utility aid payment listed on the front of the estimate (<i>sum of Lines 9, 14 and 15</i>)	\$0.00

Supplemental County and Municipal Aid

- Under state law, supplemental county and municipal aid paid to each county and municipality is determined by 2023 Wisconsin Act 12 (sec. 79.037, Wis. Stats.)
- For detailed information, review [county and municipal aid spreadsheet](#)

Supplemental County and Municipal Aid Calculation	
1. Prior year supplemental county and municipal aid	\$41,931.93
2. Increase due to sales tax revenue including adjustments (<i>district changes</i>)	\$964.43
3. Total Supplemental County and Municipal Aid (<i>sum of Lines 1 and 2</i>)	\$42,896.36

Expenditure Restraint Incentive Program

- Only municipalities are eligible to receive Expenditure Restraint Incentive Program (ERIP) payments
- Under state law, in 2025, each municipality will receive a payment that is equal to the amount of the payment received by the municipality in 2024 (sec. 79.05(4), Wis. Stats., from 2023 WI Act 12 – notwithstanding subs. (2) and (3))

Contact Information

If you have questions, contact us at lgs@wisconsin.gov, (608) 266-8618 or (608) 261-5167.



State of Wisconsin • DEPARTMENT OF REVENUE

DIVISION OF STATE AND LOCAL FINANCE • BUREAU OF LOCAL GOVERNMENT SERVICES • 2135 RIMROCK RD MADISON, WI 53713

Mailing Address:
PO Box 8971 #6-97
Madison WI 53708-8971
Fax: (608) 264-6887
lgs@wisconsin.gov

September 13, 2024

SAMANTHA DAUGHERTY
VILLAGE OF BIRON
451 KAHOUN RD
WIS RAPIDS WI 54494-8252

Notice of Shared Revenue – 2025 Original Estimate

Notice Information

The Wisconsin Department of Revenue (DOR) is providing the **estimated** shared revenue amounts your local government will receive in 2025 under current state law for county and municipal aid, supplemental county and municipal aid, utility aid and the expenditure restraint incentive program. This does not include adjustments, shown on the July and November payment notices.

District	VILLAGE OF BIRON	County	WOOD	Co-muni code	71-106
-----------------	------------------	---------------	------	---------------------	--------

Estimate Information

For an explanation of each aid payment listed below, review the additional information in this notice.

2025 Original Estimate	
1. County and municipal aid	\$11,083.20
2. Utility aid	\$31,814.32
3. Supplemental county and municipal aid	\$45,284.78
4. Expenditure restraint incentive program	\$48,340.94
5. Total Estimated 2025 Payments (sum of Lines 1-4)	\$136,523.24

Payment Information

Your local government will receive two distributions in 2025 :

- July 28, 2025: 15% of Line 1, 2, and 3 and 100% of Line 4 (*shown above*)
- November 17, 2025: balance of your 2025 aid payments

County and Municipal Aid

Under state law, the county and municipal aid paid to each county and municipality must be equal to the amount determined in 2012 (sec. 79.036, Wis. Stats.) and adjusted for fallen protective services insurance reimbursement (sec. 79.036(4), Wis. Stats.).

County and Municipal Aid Calculation	
1. Prior year county and municipal aid	\$10,834.80
2. Increase due to sales tax revenue, including adjustments (<i>district changes</i>)	\$249.20
3. Fallen protective services insurance adjustment	-\$0.80
4. Fallen protective services insurance reimbursement (<i>reported to DOR</i>)	\$0.00
5. Total County and Municipal Aid (sum of Lines 1-4)	\$11,083.20

Utility Aid

- Under state law, utility aid is distributed to each county and municipality where tax-exempt utility property is located (sec. 79.04, Wis. Stats.)
- Utility companies report utility property information to DOR annually
- DOR uses the provided information to accurately calculate utility aid (*shown below*)

Utility Aid Calculation	
1. Net book value, as of December 31, 2024 (including expected additions/retirements)	\$1,619,054.00
2. Total net book value payment	\$9,714.32
3. Minimum payment	\$0.00
4. Megawatt capacity	7.8
5. Megawatt capacity payment	\$10,400.00
6. Closed/decommissioned production plant (phased down) payment	\$0.00
7. Subtotal (sum of Lines 2, 3, 5 and 6)	\$20,114.32
8. Population cap	\$364,650.00
9. Adjusted subtotal (lesser of Line 7 or Line 8)	\$20,114.32
10. Adjacent site incentive payment	\$0.00
11. Baseload incentive payment	\$0.00
12. Co-generation incentive payment	\$0.00
13. Alternative energy incentive payment	\$11,700.00
14. Total incentive payments (sum of Lines 10 through 13)	\$11,700.00
15. Spent nuclear fuel payment	\$0.00
16. Total Utility Aid – this is the utility aid payment listed on the front of the estimate (sum of Lines 9, 14 and 15)	\$31,814.32

Supplemental County and Municipal Aid

- Under state law, supplemental county and municipal aid paid to each county and municipality is determined by 2023 Wisconsin Act 12 (sec. 79.037, Wis. Stats.)
- For detailed information, review [county and municipal aid spreadsheet](#)

Supplemental County and Municipal Aid Calculation	
1. Prior year supplemental county and municipal aid	\$44,266.65
2. Increase due to sales tax revenue including adjustments (<i>district changes</i>)	\$1,018.13
3. Total Supplemental County and Municipal Aid (sum of Lines 1 and 2)	\$45,284.78

Expenditure Restraint Incentive Program

- Only municipalities are eligible to receive Expenditure Restraint Incentive Program (ERIP) payments
- Under state law, in 2025, each municipality will receive a payment that is equal to the amount of the payment received by the municipality in 2024 (sec. 79.05(4), Wis. Stats., from 2023 WI Act 12 – notwithstanding subs. (2) and (3))

Contact Information

If you have questions, contact us at lgs@wisconsin.gov, (608) 266-8618 or (608) 261-5167.



State of Wisconsin • DEPARTMENT OF REVENUE

DIVISION OF STATE AND LOCAL FINANCE • BUREAU OF LOCAL GOVERNMENT SERVICES • 2135 RIMROCK RD MADISON, WI 53713

Mailing Address:
PO Box 8971 #6-97
Madison WI 53708-8971
Fax: (608) 264-6887
lgs@wisconsin.gov

September 13, 2024

MARLENE STUELAND
VILLAGE OF HEWITT
7610 MAIN ST
HEWITT WI 54441

Notice of Shared Revenue – 2025 Original Estimate

Notice Information

The Wisconsin Department of Revenue (DOR) is providing the **estimated** shared revenue amounts your local government will receive in 2025 under current state law for county and municipal aid, supplemental county and municipal aid, utility aid and the expenditure restraint incentive program. This does not include adjustments, shown on the July and November payment notices.

District	VILLAGE OF HEWITT	County	WOOD	Co-muni code	71-122
-----------------	-------------------	---------------	------	---------------------	--------

Estimate Information

For an explanation of each aid payment listed below, review the additional information in this notice.

2025 Original Estimate	
1. County and municipal aid	\$64,528.75
2. Utility aid	\$0.00
3. Supplemental county and municipal aid	\$44,494.42
4. Expenditure restraint incentive program	\$0.00
5. Total Estimated 2025 Payments (sum of Lines 1-4)	\$109,023.17

Payment Information

Your local government will receive two distributions in 2025 :

- July 28, 2025: 15% of Line 1, 2, and 3 and 100% of Line 4 (*shown above*)
- November 17, 2025: balance of your 2025 aid payments

County and Municipal Aid

Under state law, the county and municipal aid paid to each county and municipality must be equal to the amount determined in 2012 (sec. 79.036, Wis. Stats.) and adjusted for fallen protective services insurance reimbursement (sec. 79.036(4), Wis. Stats.).

County and Municipal Aid Calculation	
1. Prior year county and municipal aid	\$63,082.51
2. Increase due to sales tax revenue, including adjustments (<i>district changes</i>)	\$1,450.90
3. Fallen protective services insurance adjustment	-\$4.66
4. Fallen protective services insurance reimbursement (<i>reported to DOR</i>)	\$0.00
5. Total County and Municipal Aid (sum of Lines 1-4)	\$64,528.75

Utility Aid

- Under state law, utility aid is distributed to each county and municipality where tax-exempt utility property is located (sec. 79.04, Wis. Stats.)
- Utility companies report utility property information to DOR annually
- DOR uses the provided information to accurately calculate utility aid (*shown below*)

Utility Aid Calculation	
1. Net book value, <i>as of December 31, 2024 (including expected additions/retirements)</i>	\$0.00
2. Total net book value payment	\$0.00
3. Minimum payment	\$0.00
4. Megawatt capacity	0.0
5. Megawatt capacity payment	\$0.00
6. Closed/decommissioned production plant (phased down) payment	\$0.00
7. Subtotal (<i>sum of Lines 2, 3, 5 and 6</i>)	\$0.00
8. Population cap	\$340,000.00
9. Adjusted subtotal (<i>lesser of Line 7 or Line 8</i>)	\$0.00
10. Adjacent site incentive payment	\$0.00
11. Baseload incentive payment	\$0.00
12. Co-generation incentive payment	\$0.00
13. Alternative energy incentive payment	\$0.00
14. Total incentive payments (<i>sum of Lines 10 through 13</i>)	\$0.00
15. Spent nuclear fuel payment	\$0.00
16. Total Utility Aid – this is the utility aid payment listed on the front of the estimate (<i>sum of Lines 9, 14 and 15</i>)	\$0.00

Supplemental County and Municipal Aid

- Under state law, supplemental county and municipal aid paid to each county and municipality is determined by 2023 Wisconsin Act 12 (sec. 79.037, Wis. Stats.)
- For detailed information, review [county and municipal aid spreadsheet](#)

Supplemental County and Municipal Aid Calculation	
1. Prior year supplemental county and municipal aid	\$43,494.06
2. Increase due to sales tax revenue including adjustments (<i>district changes</i>)	\$1,000.36
3. Total Supplemental County and Municipal Aid (<i>sum of Lines 1 and 2</i>)	\$44,494.42

Expenditure Restraint Incentive Program

- Only municipalities are eligible to receive Expenditure Restraint Incentive Program (ERIP) payments
- Under state law, in 2025, each municipality will receive a payment that is equal to the amount of the payment received by the municipality in 2024 (sec. 79.05(4), Wis. Stats., from 2023 WI Act 12 – notwithstanding subs. (2) and (3))

Contact Information

If you have questions, contact us at lgs@wisconsin.gov, (608) 266-8618 or (608) 261-5167.



State of Wisconsin • DEPARTMENT OF REVENUE

DIVISION OF STATE AND LOCAL FINANCE • BUREAU OF LOCAL GOVERNMENT SERVICES • 2135 RIMROCK RD MADISON, WI 53713

Mailing Address:
PO Box 8971 #6-97
Madison WI 53708-8971
Fax: (608) 264-6887
lgs@wisconsin.gov

September 13, 2024

SUSAN MANCL
VILLAGE OF MILLADORE
120 MAIN ST
MILLADORE WI 54454-0010

Notice of Shared Revenue – 2025 Original Estimate

Notice Information

The Wisconsin Department of Revenue (DOR) is providing the **estimated** shared revenue amounts your local government will receive in 2025 under current state law for county and municipal aid, supplemental county and municipal aid, utility aid and the expenditure restraint incentive program. This does not include adjustments, shown on the July and November payment notices.

District	VILLAGE OF MILLADORE	County	WOOD	Co-muni code	71-151
-----------------	----------------------	---------------	------	---------------------	--------

Estimate Information

For an explanation of each aid payment listed below, review the additional information in this notice.

2025 Original Estimate	
1. County and municipal aid	\$73,282.18
2. Utility aid	\$0.00
3. Supplemental county and municipal aid	\$35,298.75
4. Expenditure restraint incentive program	\$0.00
5. Total Estimated 2025 Payments (sum of Lines 1-4)	\$108,580.93

Payment Information

Your local government will receive two distributions in 2025 :

- July 28, 2025: 15% of Line 1, 2, and 3 and 100% of Line 4 (*shown above*)
- November 17, 2025: balance of your 2025 aid payments

County and Municipal Aid

Under state law, the county and municipal aid paid to each county and municipality must be equal to the amount determined in 2012 (sec. 79.036, Wis. Stats.) and adjusted for fallen protective services insurance reimbursement (sec. 79.036(4), Wis. Stats.).

County and Municipal Aid Calculation	
1. Prior year county and municipal aid	\$71,639.76
2. Increase due to sales tax revenue, including adjustments (<i>district changes</i>)	\$1,647.71
3. Fallen protective services insurance adjustment	-\$5.29
4. Fallen protective services insurance reimbursement (<i>reported to DOR</i>)	\$0.00
5. Total County and Municipal Aid (sum of Lines 1-4)	\$73,282.18

Utility Aid

- Under state law, utility aid is distributed to each county and municipality where tax-exempt utility property is located (sec. 79.04, Wis. Stats.)
- Utility companies report utility property information to DOR annually
- DOR uses the provided information to accurately calculate utility aid (*shown below*)

Utility Aid Calculation	
1. Net book value, <i>as of December 31, 2024 (including expected additions/retirements)</i>	\$0.00
2. Total net book value payment	\$0.00
3. Minimum payment	\$0.00
4. Megawatt capacity	0.0
5. Megawatt capacity payment	\$0.00
6. Closed/decommissioned production plant (phased down) payment	\$0.00
7. Subtotal (<i>sum of Lines 2, 3, 5 and 6</i>)	\$0.00
8. Population cap	\$112,200.00
9. Adjusted subtotal (<i>lesser of Line 7 or Line 8</i>)	\$0.00
10. Adjacent site incentive payment	\$0.00
11. Baseload incentive payment	\$0.00
12. Co-generation incentive payment	\$0.00
13. Alternative energy incentive payment	\$0.00
14. Total incentive payments (<i>sum of Lines 10 through 13</i>)	\$0.00
15. Spent nuclear fuel payment	\$0.00
16. Total Utility Aid – this is the utility aid payment listed on the front of the estimate (<i>sum of Lines 9, 14 and 15</i>)	\$0.00

Supplemental County and Municipal Aid

- Under state law, supplemental county and municipal aid paid to each county and municipality is determined by 2023 Wisconsin Act 12 (sec. 79.037, Wis. Stats.)
- For detailed information, review [county and municipal aid spreadsheet](#)

Supplemental County and Municipal Aid Calculation	
1. Prior year supplemental county and municipal aid	\$34,505.13
2. Increase due to sales tax revenue including adjustments (<i>district changes</i>)	\$793.62
3. Total Supplemental County and Municipal Aid (<i>sum of Lines 1 and 2</i>)	\$35,298.75

Expenditure Restraint Incentive Program

- Only municipalities are eligible to receive Expenditure Restraint Incentive Program (ERIP) payments
- Under state law, in 2025, each municipality will receive a payment that is equal to the amount of the payment received by the municipality in 2024 (sec. 79.05(4), Wis. Stats., from 2023 WI Act 12 – notwithstanding subs. (2) and (3))

Contact Information

If you have questions, contact us at lgs@wisconsin.gov, (608) 266-8618 or (608) 261-5167.



State of Wisconsin • DEPARTMENT OF REVENUE

DIVISION OF STATE AND LOCAL FINANCE • BUREAU OF LOCAL GOVERNMENT SERVICES • 2135 RIMROCK RD MADISON, WI 53713

Mailing Address:
PO Box 8971 #6-97
Madison WI 53708-8971
Fax: (608) 264-6887
lgs@wisconsin.gov

September 13, 2024

DIANE TREMMEL
VILLAGE OF PORT EDWARDS
PO BOX 10
PORT EDWARDS WI 54469-0010

Notice of Shared Revenue – 2025 Original Estimate

Notice Information

The Wisconsin Department of Revenue (DOR) is providing the **estimated** shared revenue amounts your local government will receive in 2025 under current state law for county and municipal aid, supplemental county and municipal aid, utility aid and the expenditure restraint incentive program. This does not include adjustments, shown on the July and November payment notices.

District	VILLAGE OF PORT EDWARDS	County	WOOD	Co-muni code	71-171
-----------------	-------------------------	---------------	------	---------------------	--------

Estimate Information

For an explanation of each aid payment listed below, review the additional information in this notice.

2025 Original Estimate	
1. County and municipal aid	\$201,381.26
2. Utility aid	\$54,545.46
3. Supplemental county and municipal aid	\$60,825.17
4. Expenditure restraint incentive program	\$50,793.59
5. Total Estimated 2025 Payments (sum of Lines 1-4)	\$367,545.48

Payment Information

Your local government will receive two distributions in 2025 :

- July 28, 2025: 15% of Line 1, 2, and 3 and 100% of Line 4 (*shown above*)
- November 17, 2025: balance of your 2025 aid payments

County and Municipal Aid

Under state law, the county and municipal aid paid to each county and municipality must be equal to the amount determined in 2012 (sec. 79.036, Wis. Stats.) and adjusted for fallen protective services insurance reimbursement (sec. 79.036(4), Wis. Stats.).

County and Municipal Aid Calculation	
1. Prior year county and municipal aid	\$196,867.85
2. Increase due to sales tax revenue, including adjustments (<i>district changes</i>)	\$4,527.96
3. Fallen protective services insurance adjustment	-\$14.55
4. Fallen protective services insurance reimbursement (<i>reported to DOR</i>)	\$0.00
5. Total County and Municipal Aid (sum of Lines 1-4)	\$201,381.26

Utility Aid

- Under state law, utility aid is distributed to each county and municipality where tax-exempt utility property is located (sec. 79.04, Wis. Stats.)
- Utility companies report utility property information to DOR annually
- DOR uses the provided information to accurately calculate utility aid (*shown below*)

Utility Aid Calculation	
1. Net book value, <i>as of December 31, 2024 (including expected additions/retirements)</i>	\$9,090,910.00
2. Total net book value payment	\$54,545.46
3. Minimum payment	\$0.00
4. Megawatt capacity	0.0
5. Megawatt capacity payment	\$0.00
6. Closed/decommissioned production plant (phased down) payment	\$0.00
7. Subtotal (<i>sum of Lines 2, 3, 5 and 6</i>)	\$54,545.46
8. Population cap	\$739,075.00
9. Adjusted subtotal (<i>lesser of Line 7 or Line 8</i>)	\$54,545.46
10. Adjacent site incentive payment	\$0.00
11. Baseload incentive payment	\$0.00
12. Co-generation incentive payment	\$0.00
13. Alternative energy incentive payment	\$0.00
14. Total incentive payments (<i>sum of Lines 10 through 13</i>)	\$0.00
15. Spent nuclear fuel payment	\$0.00
16. Total Utility Aid – this is the utility aid payment listed on the front of the estimate (<i>sum of Lines 9, 14 and 15</i>)	\$54,545.46

Supplemental County and Municipal Aid

- Under state law, supplemental county and municipal aid paid to each county and municipality is determined by 2023 Wisconsin Act 12 (sec. 79.037, Wis. Stats.)
- For detailed information, review [county and municipal aid spreadsheet](#)

Supplemental County and Municipal Aid Calculation	
1. Prior year supplemental county and municipal aid	\$59,457.64
2. Increase due to sales tax revenue including adjustments (<i>district changes</i>)	\$1,367.53
3. Total Supplemental County and Municipal Aid (<i>sum of Lines 1 and 2</i>)	\$60,825.17

Expenditure Restraint Incentive Program

- Only municipalities are eligible to receive Expenditure Restraint Incentive Program (ERIP) payments
- Under state law, in 2025, each municipality will receive a payment that is equal to the amount of the payment received by the municipality in 2024 (sec. 79.05(4), Wis. Stats., from 2023 WI Act 12 – notwithstanding subs. (2) and (3))

Contact Information

If you have questions, contact us at lgs@wisconsin.gov, (608) 266-8618 or (608) 261-5167.



State of Wisconsin • DEPARTMENT OF REVENUE

DIVISION OF STATE AND LOCAL FINANCE • BUREAU OF LOCAL GOVERNMENT SERVICES • 2135 RIMROCK RD MADISON, WI 53713

Mailing Address:
PO Box 8971 #6-97
Madison WI 53708-8971
Fax: (608) 264-6887
lgs@wisconsin.gov

September 13, 2024

KRISTINA REBARCHEK
VILLAGE OF RUDOLPH
PO BOX 7, 1560 MAIN ST.
RUDOLPH WI 54475-0007

Notice of Shared Revenue – 2025 Original Estimate

Notice Information

The Wisconsin Department of Revenue (DOR) is providing the **estimated** shared revenue amounts your local government will receive in 2025 under current state law for county and municipal aid, supplemental county and municipal aid, utility aid and the expenditure restraint incentive program. This does not include adjustments, shown on the July and November payment notices.

District	VILLAGE OF RUDOLPH	County	WOOD	Co-muni code	71-178
-----------------	--------------------	---------------	------	---------------------	--------

Estimate Information

For an explanation of each aid payment listed below, review the additional information in this notice.

2025 Original Estimate	
1. County and municipal aid	\$67,991.19
2. Utility aid	\$0.00
3. Supplemental county and municipal aid	\$38,135.46
4. Expenditure restraint incentive program	\$0.00
5. Total Estimated 2025 Payments (sum of Lines 1-4)	\$106,126.65

Payment Information

Your local government will receive two distributions in 2025 :

- July 28, 2025: 15% of Line 1, 2, and 3 and 100% of Line 4 (*shown above*)
- November 17, 2025: balance of your 2025 aid payments

County and Municipal Aid

Under state law, the county and municipal aid paid to each county and municipality must be equal to the amount determined in 2012 (sec. 79.036, Wis. Stats.) and adjusted for fallen protective services insurance reimbursement (sec. 79.036(4), Wis. Stats.).

County and Municipal Aid Calculation	
1. Prior year county and municipal aid	\$66,467.35
2. Increase due to sales tax revenue, including adjustments (<i>district changes</i>)	\$1,528.75
3. Fallen protective services insurance adjustment	-\$4.91
4. Fallen protective services insurance reimbursement (<i>reported to DOR</i>)	\$0.00
5. Total County and Municipal Aid (sum of Lines 1-4)	\$67,991.19

Utility Aid

- Under state law, utility aid is distributed to each county and municipality where tax-exempt utility property is located (sec. 79.04, Wis. Stats.)
- Utility companies report utility property information to DOR annually
- DOR uses the provided information to accurately calculate utility aid (*shown below*)

Utility Aid Calculation	
1. Net book value, <i>as of December 31, 2024 (including expected additions/retirements)</i>	\$0.00
2. Total net book value payment	\$0.00
3. Minimum payment	\$0.00
4. Megawatt capacity	0.0
5. Megawatt capacity payment	\$0.00
6. Closed/decommissioned production plant (phased down) payment	\$0.00
7. Subtotal (<i>sum of Lines 2, 3, 5 and 6</i>)	\$0.00
8. Population cap	\$181,050.00
9. Adjusted subtotal (<i>lesser of Line 7 or Line 8</i>)	\$0.00
10. Adjacent site incentive payment	\$0.00
11. Baseload incentive payment	\$0.00
12. Co-generation incentive payment	\$0.00
13. Alternative energy incentive payment	\$0.00
14. Total incentive payments (<i>sum of Lines 10 through 13</i>)	\$0.00
15. Spent nuclear fuel payment	\$0.00
16. Total Utility Aid – this is the utility aid payment listed on the front of the estimate (<i>sum of Lines 9, 14 and 15</i>)	\$0.00

Supplemental County and Municipal Aid

- Under state law, supplemental county and municipal aid paid to each county and municipality is determined by 2023 Wisconsin Act 12 (sec. 79.037, Wis. Stats.)
- For detailed information, review [county and municipal aid spreadsheet](#)

Supplemental County and Municipal Aid Calculation	
1. Prior year supplemental county and municipal aid	\$37,278.06
2. Increase due to sales tax revenue including adjustments (<i>district changes</i>)	\$857.40
3. Total Supplemental County and Municipal Aid (<i>sum of Lines 1 and 2</i>)	\$38,135.46

Expenditure Restraint Incentive Program

- Only municipalities are eligible to receive Expenditure Restraint Incentive Program (ERIP) payments
- Under state law, in 2025, each municipality will receive a payment that is equal to the amount of the payment received by the municipality in 2024 (sec. 79.05(4), Wis. Stats., from 2023 WI Act 12 – notwithstanding subs. (2) and (3))

Contact Information

If you have questions, contact us at lgs@wisconsin.gov, (608) 266-8618 or (608) 261-5167.



State of Wisconsin • DEPARTMENT OF REVENUE

DIVISION OF STATE AND LOCAL FINANCE • BUREAU OF LOCAL GOVERNMENT SERVICES • 2135 RIMROCK RD MADISON, WI 53713

Mailing Address:
PO Box 8971 #6-97
Madison WI 53708-8971
Fax: (608) 264-6887
lgs@wisconsin.gov

September 13, 2024

ANDREA PECHER
VILLAGE OF VESPER
PO BOX 127
VESPER WI 54489-0127

Notice of Shared Revenue – 2025 Original Estimate

Notice Information

The Wisconsin Department of Revenue (DOR) is providing the **estimated** shared revenue amounts your local government will receive in 2025 under current state law for county and municipal aid, supplemental county and municipal aid, utility aid and the expenditure restraint incentive program. This does not include adjustments, shown on the July and November payment notices.

District	VILLAGE OF VESPER	County	WOOD	Co-muni code	71-186
-----------------	-------------------	---------------	------	---------------------	--------

Estimate Information

For an explanation of each aid payment listed below, review the additional information in this notice.

2025 Original Estimate	
1. County and municipal aid	\$138,120.07
2. Utility aid	\$1,193.40
3. Supplemental county and municipal aid	\$39,493.43
4. Expenditure restraint incentive program	\$0.00
5. Total Estimated 2025 Payments (sum of Lines 1-4)	\$178,806.90

Payment Information

Your local government will receive two distributions in 2025 :

- July 28, 2025: 15% of Line 1, 2, and 3 and 100% of Line 4 (*shown above*)
- November 17, 2025: balance of your 2025 aid payments

County and Municipal Aid

Under state law, the county and municipal aid paid to each county and municipality must be equal to the amount determined in 2012 (sec. 79.036, Wis. Stats.) and adjusted for fallen protective services insurance reimbursement (sec. 79.036(4), Wis. Stats.).

County and Municipal Aid Calculation	
1. Prior year county and municipal aid	\$135,024.49
2. Increase due to sales tax revenue, including adjustments (<i>district changes</i>)	\$3,105.56
3. Fallen protective services insurance adjustment	-\$9.98
4. Fallen protective services insurance reimbursement (<i>reported to DOR</i>)	\$0.00
5. Total County and Municipal Aid (sum of Lines 1-4)	\$138,120.07

Utility Aid

- Under state law, utility aid is distributed to each county and municipality where tax-exempt utility property is located (sec. 79.04, Wis. Stats.)
- Utility companies report utility property information to DOR annually
- DOR uses the provided information to accurately calculate utility aid (*shown below*)

Utility Aid Calculation	
1. Net book value, <i>as of December 31, 2024 (including expected additions/retirements)</i>	\$198,900.00
2. Total net book value payment	\$1,193.40
3. Minimum payment	\$0.00
4. Megawatt capacity	0.0
5. Megawatt capacity payment	\$0.00
6. Closed/decommissioned production plant (phased down) payment	\$0.00
7. Subtotal (<i>sum of Lines 2, 3, 5 and 6</i>)	\$1,193.40
8. Population cap	\$217,175.00
9. Adjusted subtotal (<i>lesser of Line 7 or Line 8</i>)	\$1,193.40
10. Adjacent site incentive payment	\$0.00
11. Baseload incentive payment	\$0.00
12. Co-generation incentive payment	\$0.00
13. Alternative energy incentive payment	\$0.00
14. Total incentive payments (<i>sum of Lines 10 through 13</i>)	\$0.00
15. Spent nuclear fuel payment	\$0.00
16. Total Utility Aid – this is the utility aid payment listed on the front of the estimate (<i>sum of Lines 9, 14 and 15</i>)	\$1,193.40

Supplemental County and Municipal Aid

- Under state law, supplemental county and municipal aid paid to each county and municipality is determined by 2023 Wisconsin Act 12 (sec. 79.037, Wis. Stats.)
- For detailed information, review [county and municipal aid spreadsheet](#)

Supplemental County and Municipal Aid Calculation	
1. Prior year supplemental county and municipal aid	\$38,605.50
2. Increase due to sales tax revenue including adjustments (<i>district changes</i>)	\$887.93
3. Total Supplemental County and Municipal Aid (<i>sum of Lines 1 and 2</i>)	\$39,493.43

Expenditure Restraint Incentive Program

- Only municipalities are eligible to receive Expenditure Restraint Incentive Program (ERIP) payments
- Under state law, in 2025, each municipality will receive a payment that is equal to the amount of the payment received by the municipality in 2024 (sec. 79.05(4), Wis. Stats., from 2023 WI Act 12 – notwithstanding subs. (2) and (3))

Contact Information

If you have questions, contact us at lgs@wisconsin.gov, (608) 266-8618 or (608) 261-5167.



State of Wisconsin • DEPARTMENT OF REVENUE

DIVISION OF STATE AND LOCAL FINANCE • BUREAU OF LOCAL GOVERNMENT SERVICES • 2135 RIMROCK RD MADISON, WI 53713

Mailing Address:
PO Box 8971 #6-97
Madison WI 53708-8971
Fax: (608) 264-6887
lgs@wisconsin.gov

September 13, 2024

JESSICA SCHIFERL
CITY OF MARSHFIELD
207 W. 6TH STREET
MARSHFIELD WI 54449-0727

Notice of Shared Revenue – 2025 Original Estimate

Notice Information

The Wisconsin Department of Revenue (DOR) is providing the **estimated** shared revenue amounts your local government will receive in 2025 under current state law for county and municipal aid, supplemental county and municipal aid, utility aid and the expenditure restraint incentive program. This does not include adjustments, shown on the July and November payment notices.

District	CITY OF MARSHFIELD	County	WOOD	Co-muni code	71-251
-----------------	--------------------	---------------	------	---------------------	--------

Estimate Information

For an explanation of each aid payment listed below, review the additional information in this notice.

2025 Original Estimate	
1. County and municipal aid	\$4,467,068.84
2. Utility aid	\$30,592.60
3. Supplemental county and municipal aid	\$1,054,562.01
4. Expenditure restraint incentive program	\$427,071.01
5. Total Estimated 2025 Payments (sum of Lines 1-4)	\$5,979,294.46

Payment Information

Your local government will receive two distributions in 2025 :

- July 28, 2025: 15% of Line 1, 2, and 3 and 100% of Line 4 (*shown above*)
- November 17, 2025: balance of your 2025 aid payments

County and Municipal Aid

Under state law, the county and municipal aid paid to each county and municipality must be equal to the amount determined in 2012 (sec. 79.036, Wis. Stats.) and adjusted for fallen protective services insurance reimbursement (sec. 79.036(4), Wis. Stats.).

County and Municipal Aid Calculation	
1. Prior year county and municipal aid	\$4,366,951.69
2. Increase due to sales tax revenue, including adjustments (<i>district changes</i>)	\$100,439.89
3. Fallen protective services insurance adjustment	-\$322.74
4. Fallen protective services insurance reimbursement (<i>reported to DOR</i>)	\$0.00
5. Total County and Municipal Aid (sum of Lines 1-4)	\$4,467,068.84

Utility Aid

- Under state law, utility aid is distributed to each county and municipality where tax-exempt utility property is located (sec. 79.04, Wis. Stats.)
- Utility companies report utility property information to DOR annually
- DOR uses the provided information to accurately calculate utility aid (*shown below*)

Utility Aid Calculation	
1. Net book value, <i>as of December 31, 2024 (including expected additions/retirements)</i>	\$5,098,767.00
2. Total net book value payment	\$30,592.60
3. Minimum payment	\$0.00
4. Megawatt capacity	0.0
5. Megawatt capacity payment	\$0.00
6. Closed/decommissioned production plant (phased down) payment	\$0.00
7. Subtotal (<i>sum of Lines 2, 3, 5 and 6</i>)	\$30,592.60
8. Population cap	\$8,222,900.00
9. Adjusted subtotal (<i>lesser of Line 7 or Line 8</i>)	\$30,592.60
10. Adjacent site incentive payment	\$0.00
11. Baseload incentive payment	\$0.00
12. Co-generation incentive payment	\$0.00
13. Alternative energy incentive payment	\$0.00
14. Total incentive payments (<i>sum of Lines 10 through 13</i>)	\$0.00
15. Spent nuclear fuel payment	\$0.00
16. Total Utility Aid – this is the utility aid payment listed on the front of the estimate (<i>sum of Lines 9, 14 and 15</i>)	\$30,592.60

Supplemental County and Municipal Aid

- Under state law, supplemental county and municipal aid paid to each county and municipality is determined by 2023 Wisconsin Act 12 (sec. 79.037, Wis. Stats.)
- For detailed information, review [county and municipal aid spreadsheet](#)

Supplemental County and Municipal Aid Calculation	
1. Prior year supplemental county and municipal aid	\$1,030,852.40
2. Increase due to sales tax revenue including adjustments (<i>district changes</i>)	\$23,709.61
3. Total Supplemental County and Municipal Aid (<i>sum of Lines 1 and 2</i>)	\$1,054,562.01

Expenditure Restraint Incentive Program

- Only municipalities are eligible to receive Expenditure Restraint Incentive Program (ERIP) payments
- Under state law, in 2025, each municipality will receive a payment that is equal to the amount of the payment received by the municipality in 2024 (sec. 79.05(4), Wis. Stats., from 2023 WI Act 12 – notwithstanding subs. (2) and (3))

Contact Information

If you have questions, contact us at lgs@wisconsin.gov, (608) 266-8618 or (608) 261-5167.



State of Wisconsin • DEPARTMENT OF REVENUE

DIVISION OF STATE AND LOCAL FINANCE • BUREAU OF LOCAL GOVERNMENT SERVICES • 2135 RIMROCK RD MADISON, WI 53713

Mailing Address:
PO Box 8971 #6-97
Madison WI 53708-8971
Fax: (608) 264-6887
lgs@wisconsin.gov

September 13, 2024

KALLEE DHEIN
CITY OF NEKOOSA
951 MARKET ST
NEKOOSA WI 54457-1025

Notice of Shared Revenue – 2025 Original Estimate

Notice Information

The Wisconsin Department of Revenue (DOR) is providing the **estimated** shared revenue amounts your local government will receive in 2025 under current state law for county and municipal aid, supplemental county and municipal aid, utility aid and the expenditure restraint incentive program. This does not include adjustments, shown on the July and November payment notices.

District	CITY OF NEKOOSA	County	WOOD	Co-muni code	71-261
-----------------	-----------------	---------------	------	---------------------	--------

Estimate Information

For an explanation of each aid payment listed below, review the additional information in this notice.

2025 Original Estimate	
1. County and municipal aid	\$983,016.78
2. Utility aid	\$498.97
3. Supplemental county and municipal aid	\$196,632.90
4. Expenditure restraint incentive program	\$81,721.70
5. Total Estimated 2025 Payments (sum of Lines 1-4)	\$1,261,870.35

Payment Information

Your local government will receive two distributions in 2025 :

- July 28, 2025: 15% of Line 1, 2, and 3 and 100% of Line 4 (*shown above*)
- November 17, 2025: balance of your 2025 aid payments

County and Municipal Aid

Under state law, the county and municipal aid paid to each county and municipality must be equal to the amount determined in 2012 (sec. 79.036, Wis. Stats.) and adjusted for fallen protective services insurance reimbursement (sec. 79.036(4), Wis. Stats.).

County and Municipal Aid Calculation	
1. Prior year county and municipal aid	\$960,985.14
2. Increase due to sales tax revenue, including adjustments (<i>district changes</i>)	\$22,102.66
3. Fallen protective services insurance adjustment	-\$71.02
4. Fallen protective services insurance reimbursement (<i>reported to DOR</i>)	\$0.00
5. Total County and Municipal Aid (sum of Lines 1-4)	\$983,016.78

Utility Aid

- Under state law, utility aid is distributed to each county and municipality where tax-exempt utility property is located (sec. 79.04, Wis. Stats.)
- Utility companies report utility property information to DOR annually
- DOR uses the provided information to accurately calculate utility aid (*shown below*)

Utility Aid Calculation	
1. Net book value, <i>as of December 31, 2024 (including expected additions/retirements)</i>	\$83,162.00
2. Total net book value payment	\$498.97
3. Minimum payment	\$0.00
4. Megawatt capacity	0.0
5. Megawatt capacity payment	\$0.00
6. Closed/decommissioned production plant (phased down) payment	\$0.00
7. Subtotal (<i>sum of Lines 2, 3, 5 and 6</i>)	\$498.97
8. Population cap	\$1,020,425.00
9. Adjusted subtotal (<i>lesser of Line 7 or Line 8</i>)	\$498.97
10. Adjacent site incentive payment	\$0.00
11. Baseload incentive payment	\$0.00
12. Co-generation incentive payment	\$0.00
13. Alternative energy incentive payment	\$0.00
14. Total incentive payments (<i>sum of Lines 10 through 13</i>)	\$0.00
15. Spent nuclear fuel payment	\$0.00
16. Total Utility Aid – this is the utility aid payment listed on the front of the estimate (<i>sum of Lines 9, 14 and 15</i>)	\$498.97

Supplemental County and Municipal Aid

- Under state law, supplemental county and municipal aid paid to each county and municipality is determined by 2023 Wisconsin Act 12 (sec. 79.037, Wis. Stats.)
- For detailed information, review [county and municipal aid spreadsheet](#)

Supplemental County and Municipal Aid Calculation	
1. Prior year supplemental county and municipal aid	\$192,212.02
2. Increase due to sales tax revenue including adjustments (<i>district changes</i>)	\$4,420.88
3. Total Supplemental County and Municipal Aid (<i>sum of Lines 1 and 2</i>)	\$196,632.90

Expenditure Restraint Incentive Program

- Only municipalities are eligible to receive Expenditure Restraint Incentive Program (ERIP) payments
- Under state law, in 2025, each municipality will receive a payment that is equal to the amount of the payment received by the municipality in 2024 (sec. 79.05(4), Wis. Stats., from 2023 WI Act 12 – notwithstanding subs. (2) and (3))

Contact Information

If you have questions, contact us at lgs@wisconsin.gov, (608) 266-8618 or (608) 261-5167.



State of Wisconsin • DEPARTMENT OF REVENUE

DIVISION OF STATE AND LOCAL FINANCE • BUREAU OF LOCAL GOVERNMENT SERVICES • 2135 RIMROCK RD MADISON, WI 53713

Mailing Address:
PO Box 8971 #6-97
Madison WI 53708-8971
Fax: (608) 264-6887
lgs@wisconsin.gov

September 13, 2024

TAMI HAHN
CITY OF PITTSVILLE
PO BOX 100
PITTSVILLE WI 54466-0100

Notice of Shared Revenue – 2025 Original Estimate

Notice Information

The Wisconsin Department of Revenue (DOR) is providing the **estimated** shared revenue amounts your local government will receive in 2025 under current state law for county and municipal aid, supplemental county and municipal aid, utility aid and the expenditure restraint incentive program. This does not include adjustments, shown on the July and November payment notices.

District	CITY OF PITTSVILLE	County	WOOD	Co-muni code	71-271
-----------------	--------------------	---------------	------	---------------------	--------

Estimate Information

For an explanation of each aid payment listed below, review the additional information in this notice.

2025 Original Estimate	
1. County and municipal aid	\$341,769.21
2. Utility aid	\$0.00
3. Supplemental county and municipal aid	\$68,364.11
4. Expenditure restraint incentive program	\$24,837.82
5. Total Estimated 2025 Payments (sum of Lines 1-4)	\$434,971.14

Payment Information

Your local government will receive two distributions in 2025 :

- July 28, 2025: 15% of Line 1, 2, and 3 and 100% of Line 4 (*shown above*)
- November 17, 2025: balance of your 2025 aid payments

County and Municipal Aid

Under state law, the county and municipal aid paid to each county and municipality must be equal to the amount determined in 2012 (sec. 79.036, Wis. Stats.) and adjusted for fallen protective services insurance reimbursement (sec. 79.036(4), Wis. Stats.).

County and Municipal Aid Calculation	
1. Prior year county and municipal aid	\$334,109.38
2. Increase due to sales tax revenue, including adjustments (<i>district changes</i>)	\$7,684.52
3. Fallen protective services insurance adjustment	-\$24.69
4. Fallen protective services insurance reimbursement (<i>reported to DOR</i>)	\$0.00
5. Total County and Municipal Aid (sum of Lines 1-4)	\$341,769.21

Utility Aid

- Under state law, utility aid is distributed to each county and municipality where tax-exempt utility property is located (sec. 79.04, Wis. Stats.)
- Utility companies report utility property information to DOR annually
- DOR uses the provided information to accurately calculate utility aid (*shown below*)

Utility Aid Calculation	
1. Net book value, <i>as of December 31, 2024 (including expected additions/retirements)</i>	\$0.00
2. Total net book value payment	\$0.00
3. Minimum payment	\$0.00
4. Megawatt capacity	0.0
5. Megawatt capacity payment	\$0.00
6. Closed/decommissioned production plant (phased down) payment	\$0.00
7. Subtotal (<i>sum of Lines 2, 3, 5 and 6</i>)	\$0.00
8. Population cap	\$348,500.00
9. Adjusted subtotal (<i>lesser of Line 7 or Line 8</i>)	\$0.00
10. Adjacent site incentive payment	\$0.00
11. Baseload incentive payment	\$0.00
12. Co-generation incentive payment	\$0.00
13. Alternative energy incentive payment	\$0.00
14. Total incentive payments (<i>sum of Lines 10 through 13</i>)	\$0.00
15. Spent nuclear fuel payment	\$0.00
16. Total Utility Aid – this is the utility aid payment listed on the front of the estimate (<i>sum of Lines 9, 14 and 15</i>)	\$0.00

Supplemental County and Municipal Aid

- Under state law, supplemental county and municipal aid paid to each county and municipality is determined by 2023 Wisconsin Act 12 (sec. 79.037, Wis. Stats.)
- For detailed information, review [county and municipal aid spreadsheet](#)

Supplemental County and Municipal Aid Calculation	
1. Prior year supplemental county and municipal aid	\$66,827.09
2. Increase due to sales tax revenue including adjustments (<i>district changes</i>)	\$1,537.02
3. Total Supplemental County and Municipal Aid (<i>sum of Lines 1 and 2</i>)	\$68,364.11

Expenditure Restraint Incentive Program

- Only municipalities are eligible to receive Expenditure Restraint Incentive Program (ERIP) payments
- Under state law, in 2025, each municipality will receive a payment that is equal to the amount of the payment received by the municipality in 2024 (sec. 79.05(4), Wis. Stats., from 2023 WI Act 12 – notwithstanding subs. (2) and (3))

Contact Information

If you have questions, contact us at lgs@wisconsin.gov, (608) 266-8618 or (608) 261-5167.



State of Wisconsin • DEPARTMENT OF REVENUE

DIVISION OF STATE AND LOCAL FINANCE • BUREAU OF LOCAL GOVERNMENT SERVICES • 2135 RIMROCK RD MADISON, WI 53713

Mailing Address:
PO Box 8971 #6-97
Madison WI 53708-8971
Fax: (608) 264-6887
lgs@wisconsin.gov

September 13, 2024

JENNIFER GOSSICK
CITY OF WISCONSIN RAPIDS
444 W GRAND AVE
WISCONSIN RAPIDS WI 54495-2780

Notice of Shared Revenue – 2025 Original Estimate

Notice Information

The Wisconsin Department of Revenue (DOR) is providing the **estimated** shared revenue amounts your local government will receive in 2025 under current state law for county and municipal aid, supplemental county and municipal aid, utility aid and the expenditure restraint incentive program. This does not include adjustments, shown on the July and November payment notices.

District	CITY OF WISCONSIN RAPIDS	County	WOOD	Co-muni code	71-291
-----------------	--------------------------	---------------	------	---------------------	--------

Estimate Information

For an explanation of each aid payment listed below, review the additional information in this notice.

2025 Original Estimate	
1. County and municipal aid	\$3,823,102.95
2. Utility aid	\$115,640.65
3. Supplemental county and municipal aid	\$924,391.34
4. Expenditure restraint incentive program	\$546,003.21
5. Total Estimated 2025 Payments (sum of Lines 1-4)	\$5,409,138.15

Payment Information

Your local government will receive two distributions in 2025 :

- July 28, 2025: 15% of Line 1, 2, and 3 and 100% of Line 4 (*shown above*)
- November 17, 2025: balance of your 2025 aid payments

County and Municipal Aid

Under state law, the county and municipal aid paid to each county and municipality must be equal to the amount determined in 2012 (sec. 79.036, Wis. Stats.) and adjusted for fallen protective services insurance reimbursement (sec. 79.036(4), Wis. Stats.).

County and Municipal Aid Calculation	
1. Prior year county and municipal aid	\$3,737,418.53
2. Increase due to sales tax revenue, including adjustments (<i>district changes</i>)	\$85,960.63
3. Fallen protective services insurance adjustment	-\$276.21
4. Fallen protective services insurance reimbursement (<i>reported to DOR</i>)	\$0.00
5. Total County and Municipal Aid (sum of Lines 1-4)	\$3,823,102.95

Utility Aid

- Under state law, utility aid is distributed to each county and municipality where tax-exempt utility property is located (sec. 79.04, Wis. Stats.)
- Utility companies report utility property information to DOR annually
- DOR uses the provided information to accurately calculate utility aid (*shown below*)

Utility Aid Calculation	
1. Net book value, <i>as of December 31, 2024 (including expected additions/retirements)</i>	\$15,448,442.00
2. Total net book value payment	\$92,690.65
3. Minimum payment	\$0.00
4. Megawatt capacity	8.1
5. Megawatt capacity payment	\$10,800.00
6. Closed/decommissioned production plant (phased down) payment	\$0.00
7. Subtotal (<i>sum of Lines 2, 3, 5 and 6</i>)	\$103,490.65
8. Population cap	\$7,938,575.00
9. Adjusted subtotal (<i>lesser of Line 7 or Line 8</i>)	\$103,490.65
10. Adjacent site incentive payment	\$0.00
11. Baseload incentive payment	\$0.00
12. Co-generation incentive payment	\$0.00
13. Alternative energy incentive payment	\$12,150.00
14. Total incentive payments (<i>sum of Lines 10 through 13</i>)	\$12,150.00
15. Spent nuclear fuel payment	\$0.00
16. Total Utility Aid – this is the utility aid payment listed on the front of the estimate (<i>sum of Lines 9, 14 and 15</i>)	\$115,640.65

Supplemental County and Municipal Aid

- Under state law, supplemental county and municipal aid paid to each county and municipality is determined by 2023 Wisconsin Act 12 (sec. 79.037, Wis. Stats.)
- For detailed information, review [county and municipal aid spreadsheet](#)

Supplemental County and Municipal Aid Calculation	
1. Prior year supplemental county and municipal aid	\$903,608.35
2. Increase due to sales tax revenue including adjustments (<i>district changes</i>)	\$20,782.99
3. Total Supplemental County and Municipal Aid (<i>sum of Lines 1 and 2</i>)	\$924,391.34

Expenditure Restraint Incentive Program

- Only municipalities are eligible to receive Expenditure Restraint Incentive Program (ERIP) payments
- Under state law, in 2025, each municipality will receive a payment that is equal to the amount of the payment received by the municipality in 2024 (sec. 79.05(4), Wis. Stats., from 2023 WI Act 12 – notwithstanding subs. (2) and (3))

Contact Information

If you have questions, contact us at lgs@wisconsin.gov, (608) 266-8618 or (608) 261-5167.



State of Wisconsin • DEPARTMENT OF REVENUE

DIVISION OF STATE AND LOCAL FINANCE • BUREAU OF LOCAL GOVERNMENT SERVICES • 2135 RIMROCK RD MADISON, WI 53713

Mailing Address:
PO Box 8971 #6-97
Madison WI 53708-8971
Fax: (608) 264-6887
lgs@wisconsin.gov

September 13, 2024

TRENT MINER
COUNTY OF WOOD
PO BOX 8095
WISCONSIN RAPIDS WI 54495-8095

Notice of Shared Revenue – 2025 Original Estimate

Notice Information

The Wisconsin Department of Revenue (DOR) is providing the **estimated** shared revenue amounts your local government will receive in 2025 under current state law for county and municipal aid, supplemental county and municipal aid, utility aid and the expenditure restraint incentive program. This does not include adjustments, shown on the July and November payment notices.

District	COUNTY OF WOOD	County	WOOD	Co-muni code	71-999
-----------------	----------------	---------------	------	---------------------	--------

Estimate Information

For an explanation of each aid payment listed below, review the additional information in this notice.

2025 Original Estimate	
1. County and municipal aid	\$2,919,092.47
2. Utility aid	\$723,788.80
3. Supplemental county and municipal aid	\$1,125,357.02
4. Expenditure restraint incentive program	\$0.00
5. Total Estimated 2025 Payments (sum of Lines 1-4)	\$4,768,238.29

Payment Information

Your local government will receive two distributions in 2025 :

- July 28, 2025: 15% of Line 1, 2, and 3 and 100% of Line 4 (*shown above*)
- November 17, 2025: balance of your 2025 aid payments

County and Municipal Aid

Under state law, the county and municipal aid paid to each county and municipality must be equal to the amount determined in 2012 (sec. 79.036, Wis. Stats.) and adjusted for fallen protective services insurance reimbursement (sec. 79.036(4), Wis. Stats.).

County and Municipal Aid Calculation	
1. Prior year county and municipal aid	\$2,853,668.98
2. Increase due to sales tax revenue, including adjustments (<i>district changes</i>)	\$65,634.39
3. Fallen protective services insurance adjustment	-\$210.90
4. Fallen protective services insurance reimbursement (<i>reported to DOR</i>)	\$0.00
5. Total County and Municipal Aid (sum of Lines 1-4)	\$2,919,092.47

Utility Aid

- Under state law, utility aid is distributed to each county and municipality where tax-exempt utility property is located (sec. 79.04, Wis. Stats.)
- Utility companies report utility property information to DOR annually
- DOR uses the provided information to accurately calculate utility aid (*shown below*)

Utility Aid Calculation	
1. Net book value, <i>as of December 31, 2024 (including expected additions/retirements)</i>	\$58,985,802.00
2. Total net book value payment	\$264,338.81
3. Minimum payment	\$0.00
4. Megawatt capacity	165.9
5. Megawatt capacity payment	\$210,599.99
6. Closed/decommissioned production plant (phased down) payment	\$0.00
7. Subtotal (<i>sum of Lines 2, 3, 5 and 6</i>)	\$474,938.80
8. Population cap	\$9,261,250.00
9. Adjusted subtotal (<i>lesser of Line 7 or Line 8</i>)	\$474,938.80
10. Adjacent site incentive payment	\$0.00
11. Baseload incentive payment	\$0.00
12. Co-generation incentive payment	\$0.00
13. Alternative energy incentive payment	\$248,850.00
14. Total incentive payments (<i>sum of Lines 10 through 13</i>)	\$248,850.00
15. Spent nuclear fuel payment	\$0.00
16. Total Utility Aid – this is the utility aid payment listed on the front of the estimate (<i>sum of Lines 9, 14 and 15</i>)	\$723,788.80

Supplemental County and Municipal Aid

- Under state law, supplemental county and municipal aid paid to each county and municipality is determined by 2023 Wisconsin Act 12 (sec. 79.037, Wis. Stats.)
- For detailed information, review [county and municipal aid spreadsheet](#)

Supplemental County and Municipal Aid Calculation	
1. Prior year supplemental county and municipal aid	\$1,100,055.74
2. Increase due to sales tax revenue including adjustments (<i>district changes</i>)	\$25,301.28
3. Total Supplemental County and Municipal Aid (<i>sum of Lines 1 and 2</i>)	\$1,125,357.02

Expenditure Restraint Incentive Program

- Only municipalities are eligible to receive Expenditure Restraint Incentive Program (ERIP) payments
- Under state law, in 2025, each municipality will receive a payment that is equal to the amount of the payment received by the municipality in 2024 (sec. 79.05(4), Wis. Stats., from 2023 WI Act 12 – notwithstanding subs. (2) and (3))

Contact Information

If you have questions, contact us at lgs@wisconsin.gov, (608) 266-8618 or (608) 261-5167.



State of Wisconsin • DEPARTMENT OF REVENUE

DIVISION OF STATE AND LOCAL FINANCE • BUREAU OF LOCAL GOVERNMENT SERVICES • 2135 RIMROCK RD MADISON, WI 53713

Mailing Address:
PO Box 8971 #6-97
Madison WI 53708-8971
Fax: (608) 264-6887
lgs@wisconsin.gov

September 13, 2024

LAURE PECORE
TOWN OF MENOMINEE
POB 279, W3269 COURTHOUSE LN
KESHENA WI 54135-0279

Notice of Shared Revenue – 2025 Original Estimate

Notice Information

The Wisconsin Department of Revenue (DOR) is providing the **estimated** shared revenue amounts your local government will receive in 2025 under current state law for county and municipal aid, supplemental county and municipal aid, utility aid and the expenditure restraint incentive program. This does not include adjustments, shown on the July and November payment notices.

District	TOWN OF MENOMINEE	County	MENOMINEE	Co-muni code	72-001
-----------------	-------------------	---------------	-----------	---------------------	--------

Estimate Information

For an explanation of each aid payment listed below, review the additional information in this notice.

2025 Original Estimate	
1. County and municipal aid	\$188,424.89
2. Utility aid	\$7,768.48
3. Supplemental county and municipal aid	\$103,868.06
4. Expenditure restraint incentive program	\$0.00
5. Total Estimated 2025 Payments (sum of Lines 1-4)	\$300,061.43

Payment Information

Your local government will receive two distributions in 2025 :

- July 28, 2025: 15% of Line 1, 2, and 3 and 100% of Line 4 (*shown above*)
- November 17, 2025: balance of your 2025 aid payments

County and Municipal Aid

Under state law, the county and municipal aid paid to each county and municipality must be equal to the amount determined in 2012 (sec. 79.036, Wis. Stats.) and adjusted for fallen protective services insurance reimbursement (sec. 79.036(4), Wis. Stats.).

County and Municipal Aid Calculation	
1. Prior year county and municipal aid	\$184,201.86
2. Increase due to sales tax revenue, including adjustments (<i>district changes</i>)	\$4,236.64
3. Fallen protective services insurance adjustment	-\$13.61
4. Fallen protective services insurance reimbursement (<i>reported to DOR</i>)	\$0.00
5. Total County and Municipal Aid (sum of Lines 1-4)	\$188,424.89

Utility Aid

- Under state law, utility aid is distributed to each county and municipality where tax-exempt utility property is located (sec. 79.04, Wis. Stats.)
- Utility companies report utility property information to DOR annually
- DOR uses the provided information to accurately calculate utility aid (*shown below*)

Utility Aid Calculation	
1. Net book value, as of December 31, 2024 (including expected additions/retirements)	\$2,589,494.00
2. Total net book value payment	\$7,768.48
3. Minimum payment	\$0.00
4. Megawatt capacity	0.0
5. Megawatt capacity payment	\$0.00
6. Closed/decommissioned production plant (phased down) payment	\$0.00
7. Subtotal (sum of Lines 2, 3, 5 and 6)	\$7,768.48
8. Population cap	\$1,816,450.00
9. Adjusted subtotal (lesser of Line 7 or Line 8)	\$7,768.48
10. Adjacent site incentive payment	\$0.00
11. Baseload incentive payment	\$0.00
12. Co-generation incentive payment	\$0.00
13. Alternative energy incentive payment	\$0.00
14. Total incentive payments (sum of Lines 10 through 13)	\$0.00
15. Spent nuclear fuel payment	\$0.00
16. Total Utility Aid – this is the utility aid payment listed on the front of the estimate (sum of Lines 9, 14 and 15)	\$7,768.48

Supplemental County and Municipal Aid

- Under state law, supplemental county and municipal aid paid to each county and municipality is determined by 2023 Wisconsin Act 12 (sec. 79.037, Wis. Stats.)
- For detailed information, review [county and municipal aid spreadsheet](#)

Supplemental County and Municipal Aid Calculation	
1. Prior year supplemental county and municipal aid	\$101,532.81
2. Increase due to sales tax revenue including adjustments (<i>district changes</i>)	\$2,335.25
3. Total Supplemental County and Municipal Aid (sum of Lines 1 and 2)	\$103,868.06

Expenditure Restraint Incentive Program

- Only municipalities are eligible to receive Expenditure Restraint Incentive Program (ERIP) payments
- Under state law, in 2025, each municipality will receive a payment that is equal to the amount of the payment received by the municipality in 2024 (sec. 79.05(4), Wis. Stats., from 2023 WI Act 12 – notwithstanding subs. (2) and (3))

Contact Information

If you have questions, contact us at lgs@wisconsin.gov, (608) 266-8618 or (608) 261-5167.



State of Wisconsin • DEPARTMENT OF REVENUE

DIVISION OF STATE AND LOCAL FINANCE • BUREAU OF LOCAL GOVERNMENT SERVICES • 2135 RIMROCK RD MADISON, WI 53713

Mailing Address:
PO Box 8971 #6-97
Madison WI 53708-8971
Fax: (608) 264-6887
lgs@wisconsin.gov

September 13, 2024

LAURE PECORE
COUNTY OF MENOMINEE
PO BOX 279
KESHENA WI 54135-0279

Notice of Shared Revenue – 2025 Original Estimate

Notice Information

The Wisconsin Department of Revenue (DOR) is providing the **estimated** shared revenue amounts your local government will receive in 2025 under current state law for county and municipal aid, supplemental county and municipal aid, utility aid and the expenditure restraint incentive program. This does not include adjustments, shown on the July and November payment notices.

District	COUNTY OF MENOMINEE	County	MENOMINEE	Co-muni code	72-999
-----------------	---------------------	---------------	-----------	---------------------	--------

Estimate Information

For an explanation of each aid payment listed below, review the additional information in this notice.

2025 Original Estimate	
1. County and municipal aid	\$444,789.49
2. Utility aid	\$15,536.96
3. Supplemental county and municipal aid	\$517,499.78
4. Expenditure restraint incentive program	\$0.00
5. Total Estimated 2025 Payments (sum of Lines 1-4)	\$977,826.23

Payment Information

Your local government will receive two distributions in 2025 :

- July 28, 2025: 15% of Line 1, 2, and 3 and 100% of Line 4 (*shown above*)
- November 17, 2025: balance of your 2025 aid payments

County and Municipal Aid

Under state law, the county and municipal aid paid to each county and municipality must be equal to the amount determined in 2012 (sec. 79.036, Wis. Stats.) and adjusted for fallen protective services insurance reimbursement (sec. 79.036(4), Wis. Stats.).

County and Municipal Aid Calculation	
1. Prior year county and municipal aid	\$434,820.75
2. Increase due to sales tax revenue, including adjustments (<i>district changes</i>)	\$10,000.88
3. Fallen protective services insurance adjustment	-\$32.14
4. Fallen protective services insurance reimbursement (<i>reported to DOR</i>)	\$0.00
5. Total County and Municipal Aid (sum of Lines 1-4)	\$444,789.49

Utility Aid

- Under state law, utility aid is distributed to each county and municipality where tax-exempt utility property is located (sec. 79.04, Wis. Stats.)
- Utility companies report utility property information to DOR annually
- DOR uses the provided information to accurately calculate utility aid (*shown below*)

Utility Aid Calculation	
1. Net book value, <i>as of December 31, 2024 (including expected additions/retirements)</i>	\$2,589,494.00
2. Total net book value payment	\$15,536.96
3. Minimum payment	\$0.00
4. Megawatt capacity	0.0
5. Megawatt capacity payment	\$0.00
6. Closed/decommissioned production plant (phased down) payment	\$0.00
7. Subtotal (<i>sum of Lines 2, 3, 5 and 6</i>)	\$15,536.96
8. Population cap	\$534,250.00
9. Adjusted subtotal (<i>lesser of Line 7 or Line 8</i>)	\$15,536.96
10. Adjacent site incentive payment	\$0.00
11. Baseload incentive payment	\$0.00
12. Co-generation incentive payment	\$0.00
13. Alternative energy incentive payment	\$0.00
14. Total incentive payments (<i>sum of Lines 10 through 13</i>)	\$0.00
15. Spent nuclear fuel payment	\$0.00
16. Total Utility Aid – this is the utility aid payment listed on the front of the estimate (<i>sum of Lines 9, 14 and 15</i>)	\$15,536.96

Supplemental County and Municipal Aid

- Under state law, supplemental county and municipal aid paid to each county and municipality is determined by 2023 Wisconsin Act 12 (sec. 79.037, Wis. Stats.)
- For detailed information, review [county and municipal aid spreadsheet](#)

Supplemental County and Municipal Aid Calculation	
1. Prior year supplemental county and municipal aid	\$505,864.89
2. Increase due to sales tax revenue including adjustments (<i>district changes</i>)	\$11,634.89
3. Total Supplemental County and Municipal Aid (<i>sum of Lines 1 and 2</i>)	\$517,499.78

Expenditure Restraint Incentive Program

- Only municipalities are eligible to receive Expenditure Restraint Incentive Program (ERIP) payments
- Under state law, in 2025, each municipality will receive a payment that is equal to the amount of the payment received by the municipality in 2024 (sec. 79.05(4), Wis. Stats., from 2023 WI Act 12 – notwithstanding subs. (2) and (3))

Contact Information

If you have questions, contact us at lgs@wisconsin.gov, (608) 266-8618 or (608) 261-5167.